



The changes that lie  
ahead:  
teaching the history of  
dentistry with rare materials



**Nicole Theis-Mahon**

Liaison Librarian



**Ai Miller**

Reference  
Specialist



**Emily Beck**

Assistant  
Curator



**Lois  
Hendrickson**

Curator




**Anna Opryszko**

Public Services  
Supervisor

# About

- Health Sciences Library
- Wangensteen Historical Library
  - Artifacts and objects  
1430-1945



# Background

- Year 1 DDS students (105)
- Part of Professionalism course
- Invited to develop a new direction for the session





“

By learning of the past we can  
apply the information for the  
future and learn how to make  
our practice better

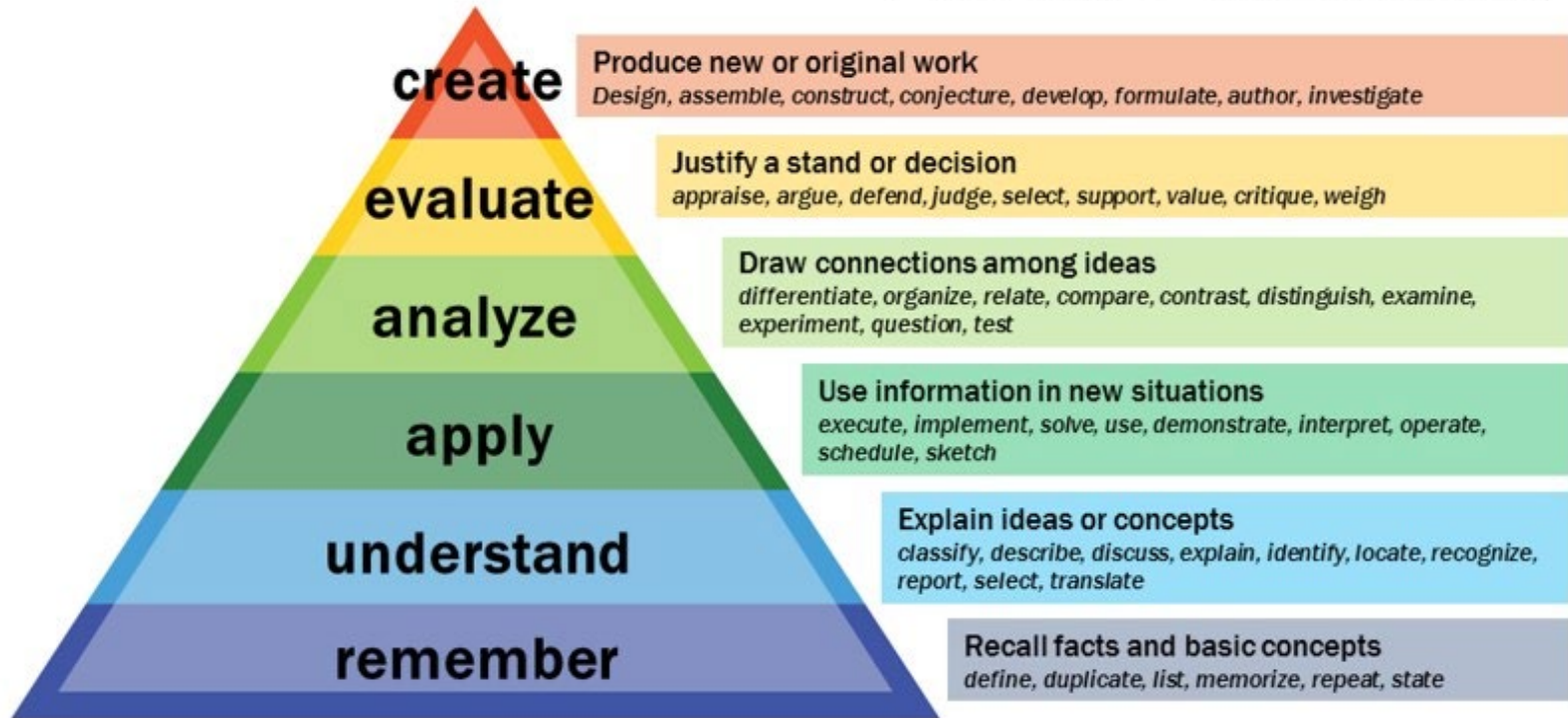
-DDS student

# Approach

- Understand dentistry's past, present, and future
- Interactive
- Utilize rare materials and artifacts for context




# Bloom's Taxonomy



# Themes

- Oral/ Systemic Health
- Health/ Dental Disparities
- Diversity, Equity, and Include (DEI)
- Technology
- Consumerism
- Oral healthcare settings



# Class Structure

- World Cafe
- Themes tables
- Questions for consideration and conversation





**Logistics**

- Examine materials & discuss with group
- Think about the questions within the context of the materials
- Respond to 2 questions (at least)
- Rotate to next station (eg. 1A to 2A, 6B to 1B)

5B

5B



# Assessment

- Debrief during class
- Optional Qualtrics assessment
  - Likert questions
  - Open ended questions



A large, expressive red brushstroke that sweeps across the page from the top left towards the bottom right. The stroke has a textured, painterly quality with varying shades of red and some white highlights where the paint is thicker. It is set against a plain light gray background.

87%

Share what learned

98%

Value working with texts and artifacts

95%

New way to learn



“

It is interesting to see the  
historical roots of current  
issues in dental thought

-DDS student



“

I think it is beneficial to understand how a field evolved in order to know why some aspects are the way they are

-DDS student

# Takeaways

- Students engaged with history
- World Cafe model effective
- Need:
- More historical context
- Facilitators



# Questions?

A little quantitie of cotton woole  
same In the hollownes of your teeth or lay it  
them & useinge it often times at one  
it will drive awaye the payne & it  
been proved

for the Tooth ache

Take betonye sage, and allome see the in  
vinegar, and let it lye to your use

Against tooth ache

Take a little burnt rock allome, and  
burning put in a little fine linte  
put it into your teeth that  
it will ease the paine



## References

### References:

Hendrickson L. Teaching with Artifacts and Special Collections. *Bull Hist Med.* 2016 Spring;90(1):136-40.

Weintraub JA. What Should Oral Health Professionals Know in 2040: Executive Summary. *J Dent Educ.* 2017 Aug;81(8):1024-1032. doi: 10.21815/JDE.017.055. PMID: 28765447.

### Images from:

Paul B. Goddard. The anatomy, physiology, and pathology of the human teeth. 1844.

The Combination of Tin and Gold as a Filling-Material for Teeth. *Dental Cosmos.* 1890;32:711-719.

Joseph Fox. The natural history and diseases of the human teeth. 2nd ed. 1814.

John Hunter. The natural history of the human teeth. 1778.

Mary Pewe. Medicinal receipts. 1637-1661. <http://purlumn.edu/80733>