




Category 1
1-5 spots/leaf
0.1% severity



Category 2
6-12 spots/leaf
0.35% severity




Category 3
13-25 spots/leaf
0.75% severity



Category 4
26-50 spots/leaf
1.5% severity




Category 5
51-75 spots/leaf
2.5% severity



Category 6
3% severity
PROVEN ECONOMIC DAMAGE



Category 7
6% severity



Category 8
12% severity



Category 9
25% severity



Category 10
50% severity

Figure B: Cercospora Leaf Spot Damage Categories

MN 2500 AGFD - 3643

Damage Category	SE	NW	Border	NE	SW	Border	Total	% Severity	Average Severity
0								0.00	
1								0.10	
2								0.35	
3								0.75	
4								1.50	
5								2.50	
6								3	
7								6	
8								12	
9								25	
10								50	

Figure A: Cercospora Leaf Spot Assesment Form