

# MINNESOTA Golden Gopher BASKETBALL



University of Minnesota Men's Athletics, Media Relations Office ♦ www.gophersports.com  
 phone: 612.625.4090 ♦ fax: 612.625.0359

## LOUISIANA TECH (5-3, 0-0) AT MINNESOTA (8-1, 0-0)

Tuesday, December 12 • 7:00 p.m. (Central)

Williams Arena (14,625) • Minneapolis, Minn.

TV: Live on Midwest Sports Channel (MSC) - Dick Bremer (play-by-play); Jim Dutcher (analyst)

RADIO: Live on WCCO-AM (830) - Ray Christensen (play-by-play)

INTERNET: Live on www.gophersports.com - Ray Christensen (play-by-play)

THE SERIES VS. LOUISIANA TECH: Tuesday night's meeting will be the first all-time between the Bulldogs and the Golden Gophers

MINNESOTA VS. SUN BELT CONFERENCE: Minnesota is 3-0 all time in games against teams from the Sun Belt Conference, but has not played a team from the league since defeating Denver (99-54) at Williams Arena on Dec. 30, 1988 • the Golden Gophers played two Sun Belt teams in the 1988-89 nonconference season, as Minnesota downed Florida International 99-75 on Dec. 10, 1988 • the Bulldogs are playing their final season as a member of the Sun Belt Conference - next season, Louisiana Tech moves all intercollegiate sports to the WAC

THE COACHES: Golden Gopher Head Coach Dan Monson is in his second season in Gold Country with a career record of 72-34 (.679), including a 20-17 (.541) mark in his first two seasons at the University of Minnesota. Louisiana Tech Head Coach Keith Richard is in his third season with the Bulldogs and third season as a head coach overall, with a mark of 45-20 (.692). Richard is a 1982 graduate of Louisiana-Monroe.

### THE STARTERS (2000-01 Avg. Pts, Rebs., Assts. in parenthesis) - subject to change

Louisiana Tech Bulldogs .....Pos. .... Minnesota Golden Gophers  
 Gerrod Henderson, SR, Haynesville, La. (19.3, 5.5, 1.9) F. Dusty Rychart, JR, Grand Rapids, Minn. (17.0, 7.8, 1.4)  
 Marco Cole, JR, Lonoke, Ark. (12.5, 6.8, 0.6) ... F. John-Blair Bickerstaff, SR, Denver, Colo. (11.4, 6.3, 4.2)  
 Antonio Meeking, SO, Farmerville, La. (15.8, 8.0, 1.0) .C. . Ryan Wildenborg, SO, Kirkland, Wash. (3.1, 2.2, 0.2)  
 Travis Lewis, SR, Williamsfield, Ill. (4.0, 1.6, 4.9) .G. . Terrance Simmons, SR, Haughton, La. (13.3, 3.6, 4.6)  
 Nick Stamps, JR, Clinton, Mass. (7.8, 2.6, 1.8) ... G. . Shane Schilling, SO, Minnetonka, Minn. (9.9, 2.9, 2.3)

### STATISTICAL COMPARISONS

Team	Pts	Opp.	Margin	Reb.	Margin	FG%	Opp. FG%	3 Pt%	FT%
Louisiana Tech	75.3	66.5	+8.8	39.4	+5.3	.442	.409	.340	.717
Minnesota	78.3	70.9	+7.4	37.1	+0.4	.454	.414	.402	.720

OFF THE BENCH: Minnesota's shortened bench will be asked to contribute heavily this season with the smaller number of scholarship players the team has available. Sophomore Michael Bauer (Hastings, Minn.) has started five games while coming off the bench in four games, posting a career-high 21 points in Minnesota's 77-74 win over Georgia on Nov. 19 and back-to-back double-doubles in Minnesota's two wins over Morris Brown (11 pts./12 reb.) and Marquette (14 pts./10 reb.). Bauer averaged 14.3 points and 9.3 rebounds per game in Minnesota's three wins last week. He came off the bench to supply a spark to the tune of 17 points in a Nov. 26 loss to Georgetown, and hit the go-ahead three pointer with 2:37 remaining in the Nov. 29 win over Florida State. Sophomore Kevin Burleson (Seattle, Wash.), who averaged 8.8 points per game last season as a true freshman, backs up both the point guard and

### Minnesota Schedule/Results

Nov. 7	Team Concept (ex) ...	W 96-56
Nov. 11	Yugoslavian Selects (ex)	W 92-55
Nov. 17	UNC-Greensboro .....	W 81-61
Nov. 19	Georgia# .....	W 77-74
Nov. 24-26	at Hawaii Pacific Tourney	
Nov. 24	vs. Hawaii Pacific .....	W 86-75
Nov. 25	vs. TCU .....	W 107-99
Nov. 26	vs. Georgetown .....	L 76-60
Nov. 29	@ Florida State ^ # .....	W 76-71
Dec. 4	Morris Brown# .....	W 64-53
Dec. 7	@ Marquette# .....	W 61-59
Dec. 9	Bethune Cookman# .....	W 93-70
Dec. 12	Louisiana Tech# .....	7 p.m.
Dec. 22	Dartmouth# .....	7 p.m.
Dec. 28	Nebraska# .....	9:30 p.m.
Dec. 30	Centenary# .....	Noon
Jan. 3	@ Illinois# .....	7 p.m.
Jan. 6	Wisconsin# .....	7 p.m.
Jan. 13	@ Ohio State# .....	11:15 a.m.
Jan. 17	Purdue# .....	7 p.m.
Jan. 20	Indiana# .....	11:15 a.m.
Jan. 24	Iowa# .....	7 p.m.
Jan. 27	@ Purdue# .....	7 p.m.
Jan. 31	@ Iowa# .....	7 p.m.
Feb. 3	Ohio State# .....	7 p.m.
Feb. 6	@ Northwestern# .....	6:30 p.m.
Feb. 10	Michigan State# .....	7 p.m.
Feb. 14	Penn State# .....	7 p.m.
Feb. 17	@ Michigan# .....	11:15 a.m.
Feb. 21	@ Wisconsin# .....	7 p.m.
Feb. 28	@ Indiana# .....	7 p.m.
March 3	Illinois# .....	3:30 p.m.
March 8-11	Big Ten Tournament .....	TBA United Center, Chicago, Ill.

All game times are Central and subject to change

### TV KEY

#-Midwest Sports Channel (ESPN Local/Regional)

%-ESPN2

\$-Channel 5 (ESPN Regional)

^ -Big Ten/ACC Challenge

### ON THIS DATE...

December 12, 1992

The Golden Gophers had 15 players see action in a 88-65 win over Middle Tennessee State at Williams Arena. Forward Randy Carter scored 16 points and snared nine rebounds, with a total of 13 players entering the scoring column. There were 11 players who saw between 11 and 25 minutes of game action, as Minnesota shot 54 percent from the field in raising its record to 2-0.

# MINNESOTA GOLDEN GOPHER BASKETBALL

## In The News...

off guard spots. Burluson provided 18 minutes of solid play in Saturday's win over Bethune Cookman, scoring three points, grabbing three rebounds and dishing out three assists. He scored seven points off the bench in the Dec. 4 win over Morris Brown and 10 first-half points in the win over Florida State on Nov. 29. Junior college transfers **Travarus Bennett** (Rosedale, Miss.) and **Kerwin Fleming** (Chicago, Ill.) will be major factors in the team's success this season. Fleming, who started in place of the injured Shane Schilling (ankle) in the Dec. 4 win over Morris Brown, scored a season-high nine points in 18 minutes of action against Bethune Cookman on Saturday. Fleming also backs up both point guard and off guard spots. Both Bennett and Fleming have been able to contribute key minutes despite early-season injuries which have severely hampered their practice time. Bennett, who supplied 12 points in just 14 minutes off the bench in the Nov. 29 win over FSU, ranks among conference leaders in three-point field goal percentage. Bennett scored five points, pulled down two rebounds and contributed a key steal in

the Dec. 7 win over Marquette. Walk-on freshman **Jeff Hagen** (Minnetonka, Minn.) had been slated to use this season as a redshirt year, but with the signing of prized recruit Rick Rickert, Hagen will now see action during the 2000-01 season and possibly redshirt next season. Hagen scored 11 points, highlighted by 7-for-8 free throw shooting, in his Golden Gopher debut against UNCG, and scored two points, grabbed three rebounds, and blocked two shots in just five minutes against Bethune Cookman on Saturday.

### LOUISIANA TECH'S LAST GAME:

The Bulldogs defeated winless Jackson State, 71-52, in a home game Saturday evening at the Thomas Assembly Center in Ruston, La. Senior Gerrod Henderson led Louisiana Tech with 22 points, including 5-of-6 three-point shooting, and eight rebounds. Sophomore Antonio Meeking posted a double-double with 17 points and 12 rebounds despite struggling from the free throw line (3-of-10). The Bulldogs survived a poor-shooting first half and led just 27-22 at the break.

**MINNESOTA'S LAST GAME:** The Golden Gophers enjoyed their largest margin of victory in the young season with a 93-70 win over Bethune Cookman

at Williams Arena. Minnesota had four of its five starters in double figures and had all 13 players who dressed see game action. Forward Michael Bauer led the way with 18 points, with center Dusty Rychart scoring 17 and forward John-Blair Bickerstaff contributing 16 points. Guard Terrance Simmons tacked on 11 points to compliment his eight assists. The Golden Gophers shot 55 percent from the field in the game while holding the Wildcats to just a 37 percent clip shooting. Despite just a difference of one turnover between the two teams, the Golden Gophers were able to turn the Wildcats' 14 miscues into 21 points while Bethune Cookman could convert only eight points off 13 Minnesota turnovers.

**COMEBACK KIDS:** Minnesota has won four contests this season when trailing with six minutes to play in the game. The Golden Gophers trailed Marquette for 38:06 of the total 40:00 of regulation on Thursday evening before forcing overtime and dominating the extra session. Minnesota trailed Georgia for all but a little over four minutes of the second half before John-Blair Bickerstaff's drive to the basket with 11 seconds remaining pulled out a win. TCU led Minnesota for most of the second half before the

## Minnesota's Starting Lineups

Game	Result	Guard	Guard	Center	Forward	Forward
UNCG	W 81-61	Simmons	Schilling	Wildenborg	Bauer	Bickerstaff
Georgia	W 77-74	Simmons	Schilling	Wildenborg	Bauer	Bickerstaff
@ Hawaii Pacific	W 86-75	Simmons	Schilling	Rychart	Bauer	Bickerstaff
vs. TCU	W 107-99	Simmons	Schilling	Wildenborg	Rychart	Bickerstaff
vs. Georgetown	L 76-60	Simmons	Schilling	Wildenborg	Rychart	Bickerstaff
@ Florida State	W 76-71	Simmons	Schilling	Wildenborg	Rychart	Bickerstaff
Morris Brown	W 64-53	Simmons	Fleming	Rychart	Bauer	Bickerstaff
@ Marquette	W 61-59	Simmons	Schilling	Wildenborg	Rychart	Bickerstaff
Bethune Cookman	W 93-70	Simmons	Schilling	Rychart	Bauer	Bickerstaff

Louisiana Tech  
Dartmouth  
Nebraska  
Centenary  
@ Illinois  
Wisconsin  
@ Ohio State  
Purdue  
Indiana  
Iowa  
@ Purdue  
@ Iowa  
Ohio State  
@ Northwestern  
Michigan State  
Penn State  
@ Michigan  
@ Wisconsin  
@ Indiana

## Crunch Time At The Line

Free Throws in the final three minutes of a game decided by 10 points or less; in overtime games, includes all free throws in the final three minutes of regulation and throughout each overtime session

(2000-01 season)

Minnesota	30-34	88%
Bauer	2-2	100%
Rychart	10-12	83%
Schilling	2-2	100%
Bickerstaff	7-8	88%
Simmons	5-6	83%
Burluson	4-4	100%
Opponents	6-6	100%

# MINNESOTA GOLDEN GOPHER BASKETBALL

Golden Gophers took the lead for good with 5:31 to play, and the team trailed Florida State for a majority of the second half before rallying to win in the final three minutes. Saturday's win over Bethune Cookman is one of three wins this season that Minnesota has been able to maintain a lead throughout most of the contest. Listed below is a breakdown of the Golden Gophers' time, by half and by game, of minutes leading and tied or trailing through the season's first nine games:

Game	1st	2nd	....Ahead	Tied/Trail
UNCG	3:45	20:00	.....23:45	16:15
Georgia	13:27	4:30	.....17:57	22:03
HPU	16:31	20:00	.....36:31	3:29
TCU	3:29	5:43	.....9:12	30:48
G'Town	0:00	0:00	.....0:00	40:00
FSU	9:39	9:41	.....19:20	20:40
M. Brn	17:40	20:00	.....37:40	2:20
Marq.	0:24	6:05*	.....6:29	38:31
B.Chmn	18:04	20:00	.....38:04	1:56
Total	82:59	105:59	....188:58	176:02
	(46%)	(57%)	....(52%)	(48%)

\*includes leading for 4:35 of overtime

## MINNESOTA IN THE BIG TEN

**STATS:** The Golden Gophers are ranked near the top in numerous team and individual Big Ten statistical categories

(games through Dec. 10):

Team stat	Conf. rank
Three-point FG defense	1st
Assists	2nd
Assist/Turnover ratio	2nd
Three-point FG made	t-2nd
Three-point FG percentage	3rd
Scoring Offense	4th

Individual stat	Conf. rank
Scoring (Rychart)	6th
FG Percentage (Bickerstaff)	3rd
FG Percentage (Rychart)	11th
Rebounding (Rychart)	6th
Assists (Bickerstaff)	t-8th
Assists (Simmons)	6th
FT Percentage (Rychart)	6th
FT Percentage (Bauer)	9th
Three-pointers made (Simmons)	5th
Assist/Turnover ratio (Burluson)	5th
Offensive Rebounds (Rychart)	5th
Defensive Rebounds (Rychart)	9th
Defensive Rebounds (Bickerstaff)	11th
Blocked Shots (Bauer)	8th

**HOME COOKIN':** Head Coach Dan Monson has won all 11 home nonconference games in his short tenure at Minnesota. The Golden Gophers are 15-4 at Williams Arena during Monson's time at Minnesota.

## Get With The Program!!

The University of Minnesota men's basketball program announced the signing of five student-athletes to national letters of intent during the early national signing period.

**Maurice Hargrow** is a 6'4", 170-pound shooting guard who averaged 18 points, six assists and six rebounds per game last season for Highland Park High School in St. Paul, Minn. Hargrow, who is an explosive leaper who possesses a nice outside shooting touch, led the Scots to the Minnesota State Class 3A Championship in his sophomore season.

**Jerry Holman** is a 6'11", 220-pound power forward/center who averaged 13 points, seven rebounds and three blocks per game for Minneapolis Community and Technical College in Minneapolis, Minn. Holman is a tall, athletic player who will give the Golden Gophers much needed depth and an inside presence.

**O'Neal Mims** is a 6'8", 205-pound power forward from Reagan High School in Austin, Texas. Mims, who has grown seven inches in the last 18 months from 6'1" to his current height of 6'8", averaged 15 points and 12 rebounds per game in his junior prep season.

**Rick Rickert** is a 6'10", 210-pound forward from Duluth East High School in Duluth, Minn. Rickert is regarded by nearly every recruiting service as a top 10 national prospect. He averaged 28.8 points per game as a junior with a .566 field-goal percentage, .490 three-point percentage and .857 free-throw percentage. Rickert also averaged 15 rebounds and over five blocks per game last season for the Greyhounds.

**Aaron Robinson** is a 5'8", 165-pound point guard from Guilford High School in Rockford, Ill. Robinson averaged 15.3 points, 12 assists, six rebounds and four steals per game as a prep junior last season.

"We feel very good about the five student-athletes we've been able to secure during the fall signing period," said Golden Gopher Head Coach Dan Monson. "Obviously landing Rick was an outstanding day for Golden Gopher basketball. With Jerry we feel like we've addressed some of our needs to get bigger across the front line. O'Neal is a talented swingman who we feel will develop into an outstanding player once he has time to build his body to match his growth spurt and get stronger. Maurice and Aaron both bring a great deal of athleticism to our program, and we look forward to getting them into our system and developing their talents."

## Inside The Numbers (2000-01)

Home Record	4-0
Road Record	3-0
Neutral Record	1-1
Big Ten home record	n/a
Big Ten away record	n/a
Record vs. Ranked Teams	n/a
Largest halftime lead	13
(42-29 vs. Hawaii Pacific, 11/24)	
Largest halftime deficit	19
(41-22 vs. Georgetown, 11/26)	
Largest deficit overcome to win	10
(24-14 w/4:42 remaining in first half @ Marquette, 12/7)	
Largest 2nd half deficit overcome to win	7 (two times)
(67-60 w/6:12 remaining vs. Georgia, 11/19)	
(35-28 w/12:16 remaining @ Marquette, 12/7)	
Largest lead surrendered in a loss	n/a
Bench scoring (MN-OPP)	23.8-22.5 (190-180)
Bench rebounding (MN-OPP)	9.9-13.6 (79-109)
Points off turnovers (MN-OPP)	19.0-16.5 (152-132)
Second chance points (MN-OPP)	16.5-14.4 (132-115)
Point average at home	78.8 (315/4)
Point average on road	74.3 (223/3)
Opponent point avg. at home	64.5 (258/4)
Opponent point avg. on road	68.3 (205/3)
Point average on neutral court	83.5 (167/2)
Opponent point average on neutral court	87.5 (175/2)

## HISTORICALLY SPEAKING:

Minnesota's 8-1 start matches last season's nine-game record - the Golden Gophers finished the nonconference schedule before the Big Ten slate last season with an 8-2 record. Minnesota has started the season with a 9-1 record 16 other times in school history, the last time coming in the 1992-93 season when the Golden Gophers were 10-1 before losing three straight games.

**VARIETY OF STYLES:** Minnesota has won games of varying styles of play early in the 2000-01 season. The Golden Gophers have won two games scoring between 60-70 points,

# MINNESOTA GOLDEN GOPHER BASKETBALL

## Record When...

Ahead at halftime	5-0
Behind at halftime	3-1
Tied at halftime	0-0
Leading with five minutes remaining	4-0
Trailing with five minutes remaining	4-1
Tied with five minutes remaining	0-0
Leading with one minute remaining	6-0
Trailing with one minute remaining	1-1
Tied with one minute remaining	1-0
Leading after first five minutes of first half	5-0
Trailing after first five minutes of first half	3-0
Tied after first five minutes of first half	0-1
Winning the first five minutes of second half	5-0
Losing the first five minutes of second half	2-1
Tying the first five minutes of second half	1-0
Shoot 50% or above from the field	3-0
Shoot below 50% from the field	5-1
Opponent shoots 50% or above from the field	1-0
Opponent shoots below 50% from the field	7-1
Shoot 40% or above from the field	7-0
Shoot below 40% from the field	1-1
Opponent shoots 40% or above from the field	3-1
Opponent shoots below 40% from the field	5-0
Outshoot opponent from the field (%)	7-0
Outshot by opponent from the field (%)	1-1
Shooting is equal	0-0
Outrebound opponent	4-0
Outrebounded by opponent	4-1
Rebounds are equal	0-0
Less turnovers than opponent	5-0
More turnovers than opponent	2-1
Turnovers are equal	1-0
More assists than opponent	7-0
Less assists than opponent	1-1
Assists are equal	0-0
Bench outscores opponents bench	4-1
Bench outscored by opponents bench	4-0
Bench scoring is equal	0-0
Bench outrebounds opponents bench	2-0
Bench outrebounded by opponents bench	6-1
Bench rebounds are equal	0-0
Score 70 points or more	6-0
Score less than 70 points	2-1
Hold opponent to less than 70 points	3-0
Hold opponent to less than 60 points	2-0
Opponent scores 70 points or more	5-1
Games decided between 1-5 pts.	3-0
Games decided between 6-10 pts.	1-0
Games decided between 11-15 pts.	2-0
Games decided by more than 15 pts.	2-1
November	5-1
December	3-0
January	0-0
February	0-0
March	0-0
Monday	1-0
Tuesday	0-0
Wednesday	1-0
Thursday	1-0
Friday	2-0
Saturday	2-0
Sunday	1-1

two games scoring between 70-80 points, two games scoring between 80-90 points, one game each scoring 90-100 points and one game scoring 100 or more points.

**SEALING WINS:** The Golden Gophers have been extremely efficient early this season on the free-throw line to protect leads late in games. In Thursday's victory over Marquette, forward John-Blair Bickerstaff broke a 48-48 tie late in the game by cashing in a pair of free throws. In the win against Florida State, forward Dusty Rychart and Bickerstaff along with guard Terrance Simmons combined to hit 10-of-12 free throws in the final three minutes of the game. On the season, the Golden Gophers are 30-for-34 (.882) from the line in the final three minutes of games (including overtime) which are 10 points or less at the time of the free throws, while their free throw shooting during other periods of the game is just 127-for-184 (.690).

**TEAM NOTES:** Walk-ons Wade Hokenson, Randy Chall and Justin Lorang were all rewarded for their hard work in practice with playing time at the end of the Bethune Cookman game - all three collected at least one rebound (Chall had two) and Hokenson was credited with an assist on a Jeff Hagen field

goal • freshman forward Michael Bauer has scored 65 of his 101 points (64 percent) this season in the second half of games • Minnesota has five players averaging at least one three-point field goal per game (Bennett, Burleson, Schilling, Bauer and Simmons) • the Golden Gophers scored on 10 of their first 12 possessions in Saturday's win over Bethune Cookman • Dusty Rychart's current season FT percentage of .863 would rank among the top five FT percentage seasons in school history • senior forward John-Blair Bickerstaff has posted double digits in points, rebounds or assists in seven of nine games for the Golden Gophers this season (points six times, rebounds three times and assists one time) • last season through nine games, Minnesota had attempted 110 three-point shots - this season through seven games, the team has hoisted 164 three-point attempts • the Golden Gophers have five players (Rychart, Simmons, Bickerstaff, Bauer and Schilling) averaging between 9.9 and 17 points per game

**DOWN THE STRETCH:** The Golden Gophers have outscored their opponents 127-98 in the last 5:00 of regulation and overtimes this season, and have outscored their opponents in that time frame

## WHAT'S ON TAP...

*After Tuesday's game against Louisiana Tech, the Golden Gophers will take Wednesday and Thursday off from practice to prepare for final exams week at the University of Minnesota. The team will practice on Friday and Saturday of this week, with times to be determined depending on the student-athlete's finals schedules.*

*The Golden Gophers will return to game action on Fri., Dec. 22 when they host Dartmouth in a 7 p.m. contest at Williams Arena. Minnesota will take from Sat., Dec. 23 through Tues., Dec. 26 off for the Christmas holiday. After a practice on Wed., Dec. 27, the Golden Gophers will host Nebraska on Thurs., Dec. 28 at 9:30 p.m. and Centenary on Sat., Dec. 30 at Noon to close out the nonconference schedule.*

*The first media luncheon of the Big Ten season will be held on Tues., Jan. 2 at Noon in the Williams Arena Club Room. Coach Monson and selected players will be available for comments and to answer questions about the Big Ten opener. Minnesota will open the conference season with a road appearance at #7 Illinois (7 p.m.) on Wed., Jan. 3.*

# MINNESOTA GOLDEN GOPHER BASKETBALL

## By The Numbers

.618...Represents senior forward John-Blair Bickerstaff's FG and FT percentage through nine games - Bickerstaff has identical made and attempts numbers from both the field and the line (34-for-55, .618)

2...Minnesota has already won two more road games this season (3) than last season (1) - the Golden Gophers have won four contests away from Williams Arena, with one of the wins (TCU) considered a neutral site game

4...The number of double-doubles in the early portions of the season (Rychart and Bickerstaff vs. TCU, Bauer vs. Morris Brown and Marquette)

6...The number of games Minnesota has shot 40 percent or better from the three-point line

7...The number of days of the week Minnesota will have played games after playing Louisiana Tech on Tuesday. The Golden Gophers will have played 10 games to that point of the season on seven different days of the week

15...The number of consecutive free throws Dusty Rychart has made covering the last four games (four vs. Florida State, seven vs. Morris Brown, one vs. Marquette, three vs. Bethune Cookman)

56...The difference between Minnesota's highest point total to win a game and its lowest point total to win a game this season. (107 vs. TCU and 61 @ Marquette)

68...The percentage of Louisiana Tech's three-point shots that have been taken by either Gerrod Henderson or Marco Cole

1985...The last season a Louisiana Tech team defeated a Big Ten squad - that season, a Karl Malone-led Bulldog team downed Ohio State (79-67) to advance to the NCAA Sweet 16

in seven of the nine games this season. The only two games Minnesota has been outscored in the final 5:00 were the wins over UNCG, where they held a 21-point lead at the five-minute mark and won by 20 points, and Saturday's win over Bethune Cookman, where they led by 30 points at that point of the game and won by 23 points.

**BUSY BODIES:** The stretch of playing 10 games in 25 days, beginning with the season opener on Nov. 17 vs. UNC-Greensboro and ending with the Dec. 12 game vs. Louisiana Tech, is the most intensive games-to-days ratio in school history. At no other time in Golden Gopher basketball history has the program played more often in a 25-day stretch than it has to open the 2000-01 schedule. Last season, Minnesota did not take the court for its 10th game until a 90-78 loss at Nebraska on New Year's Eve.

**PLAYIN' TEAM BALL:** Minnesota has 167 total team assists in its 241 field goals this season, including 20 assists on 26 field goals in Thursday's win over Marquette, assists on 21 of its 27 field goals in the Nov. 19 win against Georgia and 26 assists in 32 field goals in the Nov. 24 win over Hawaii Pacific. Being credited with assists on 69 percent of their field goals is ahead of last season's total of 60 percent in that category (449 assists - 738 FG).

**RECRUITING CLASS RANKED IN THE TOP 10 NATIONALLY:** The University of Minnesota men's basketball recruiting class is listed among the top 10 nationally by some recruiting services as the fall signing period drew to a close. *Hoopscoop* ranks the Golden Gophers in a tie for sixth nationally and first in the Big Ten. Bob Gibbons All-Star Report, ranks the Golden Gophers' class as tops in the Big Ten. Midwest Hoops has the Golden Gophers' recruiting class ranked fourth in the Midwest and second best in the Big Ten behind defending national champion Michigan State (third).

**THE TIMES ARE CHANGIN':** The Thurs., Dec. 28 game against Nebraska at Williams Arena has been changed to a 9:30 p.m. Central time start due to the schools' football appearance in the Micronpc.com Bowl in Miami, Fla. Football kicks off at 6 p.m. Central, and the basketball change reflects an effort to accommodate fans' wish to view both games or view the football game (TBS) and attend the basketball contest.

**SINGLE-GAME TICKETS ON SALE:** Single-game tickets for the 2000-01 season are currently on sale by phone (612-624-8080 or 1-800-UGOPHER), on the internet ([www.gophersports.com](http://www.gophersports.com)) or in person at the University of Minnesota athletics ticket office at Mariucci Arena. Single-game prices are \$25.

**GOPHER A CURE:** The Golden Gopher men's basketball program has teamed up with the Children's Cancer Research Fund in the battle against childhood cancer. Fans can pledge a dollar amount for each three-point basket made by the Golden Gophers in the 2000-01 season. The contribution supports the research, prevention and treatment of childhood cancer at the U of M. Please call the men's basketball office at (612) 624-5751 for more information.

**WALKING ON...:** Minnesota's roster consisted of just 11 players after accepting transfer Steve Esselink (Hills, Minn.) from Augustana (S.D.) and invited walk-on Jeff Hagen. The coaching staff was able to find four student-athletes during an open tryout on the morning of Sat., Oct. 14 at Williams Arena: Wade Hokenson (Watertown, Minn.), a 5'9" guard; Justin Lorang (Worthington, Minn.), a 6'5" forward; Tyree Bolden (Milwaukee, Wis.), a 6'5" forward; and Randy Chall (Forest Lake, Minn.), a 6'5" forward. The five players have done an outstanding job early in the season in running the scout team (opponent's offense) in practice and preparing the regulars for game action.

# MINNESOTA GOLDEN GOPHER BASKETBALL

## Individual Highs (2000-01)

Player	Opponents	Points
Dusty Rychart (Hawaii Pacific)	34	34
Dusty Rychart (Hawaii Pacific)	12	31
Dusty Rychart (Hawaii Pacific)	10	23
Dusty Rychart (TCU)	6	16
Terrance Simmons (Hawaii Pacific)	4	16
Terrance Simmons (TCU)	8	15
Terrance Simmons (TCU)	8	15
Michael Baker (Marquette)	8	15
Terrance Simmons (TCU)	12	12
Terrance Simmons (TCU)	12	12
Terrance Simmons (TCU)	12	12
Michael Baker (Morris Brown)	12	12
John-Blair Bickersstaff (Hawaii Pacific)	10	10
John-Blair Bickersstaff (Morris Brown)	6	10
Michael Baker (Morris Brown)	3	10
Terrance Simmons (UNCG)	3	10
Shane Schilling (Georgia)	3	10
Rebounds		
Michael Baker (Morris Brown)	12	12
John-Blair Bickersstaff (Hawaii Pacific)	8	12
David Schuck (UNCG)	13	12
David Schuck (UNCG)	11	11
D.A. Layne (Georgia)	11	11
D.A. Layne (UNCG)	11	11
FT Made		
Terrance Simmons (TCU)	12	12
Terrance Simmons (TCU)	12	12
FT Att.		
Terrance Simmons (TCU)	12	12
Assists		
John-Blair Bickersstaff (Hawaii Pacific)	10	10
John-Blair Bickersstaff (Morris Brown)	6	10
Michael Baker (Morris Brown)	3	10
Turnovers		
Michael Baker (Morris Brown)	3	3
Terrance Simmons (UNCG)	3	3
Blocked Shots		
Michael Baker (Morris Brown)	3	3
Stays		
Terrance Simmons (UNCG)	3	3
Shane Schilling (Georgia)	3	3
Terrance Simmons (Georgia)	3	3
Terrance Simmons (Marquette)	3	3
Terrance Simmons (Marquette)	3	3
Shane Schilling (Marquette)	3	3
Mutes Played		
Dusty Rychart (Marquette)	40	40
Kawika Smith (Hawaii Pacific)	38	38

## Miscellaneous Individual Leaders (2000-01)

Double figure scoring games:	Simmons (7), Bickersstaff (6), Bauer (5), Rychart (5), Schilling (4), Hagen (2), Bennet (1)
Double figure rebounding games:	Rychart (2), Bauer (2), Bickersstaff (1)
Double-Doubles (Points & Rebounds):	Bauer (2), Bickersstaff (1), Rychart (1)
15+ point scoring games:	Rychart (5), Simmons (3), Bickersstaff (3), Bauer (2)
20+ point scoring games:	Rychart (2), Bauer (1), Simmons (1)
25+ point scoring games:	Rychart (2), Simmons (1)
30+ point scoring games:	Rychart (2)
10+ rebound games:	Rychart (2), Bauer (2), Bickersstaff (1)
15+ rebound games:	n/a
Games leading team in scoring:	Rychart (4*), Simmons (3*), Bauer (2), Schilling (1), Bickersstaff (1*)
Games leading team in rebounding:	Bickersstaff (4*), Rychart (4*), Bauer (4*), Simmons (1*), Schilling (1*)
Games leading team in assists:	Simmons (5*), Bickersstaff (4*), Burleson (3*), Rychart (1*)
Games leading team in minutes:	Bickersstaff (6*), Rychart (3*), Bauer (2*)
Games leading team in FGA:	Bauer (5*), Rychart (5*), Simmons (3*)
Games leading team in FTA:	Bickersstaff (4), Rychart (2), Hagen (1), Simmons (1)
Games leading team in fouls:	Bauer (4), Willdenborg (3*), Schilling (3*), Bickersstaff (2*), Burleson (1*), Simmons (1), Hagen (1*)
Games leading team in 3-pt Made:	Simmons (5*), Bauer (3*), Schilling (3*), Bennet (1)
Games leading team in 3-pt Att:	Simmons (6*), Bauer (4*), Schilling (1*), Flenning (1*)

\* tied for lead

# MINNESOTA GOLDEN GOPHER BASKETBALL

## The Last Time It Happened...

### Minnesota scored 100 points or more:

Nov. 25, 2000. Minnesota beat TCU 107-99 in the semi-finals of the Hawaii Pacific Thanksgiving Classic in Honolulu. Minnesota drained a school record 38 free throws and shot 56 percent from the field (30-for-54). Dusty Rychart (32) and Terrance Simmons (26) combined for 58 points for the Golden Gophers.

### Minnesota allowed 100 points or more:

Feb. 20, 1988. Iowa beat Minnesota 107-86 at Williams Arena in one of the worst home defeats in school history.

### Minnesota won an overtime game:

Dec. 7, 2000. The Golden Gophers defeated Marquette 61-59 in Milwaukee, Wis. Forward Dusty Rychart scored six of his game-high 15 points in the extra session as Minnesota was able to overcome a 5-for-27 shooting start in the first half to post the road win.

### Minnesota lost an overtime game:

\*March 3, 1990. #17 Minnesota lost 75-73 to #14 Michigan State at Williams Arena. The Spartans' Steve Smith pumped in 39 points to lead the victors, while Melvin Newbern and Willie Burton each had 20 points for the Golden Gophers.

### Minnesota played a double overtime game:

\*March 13, 1983. Minnesota lost 70-67 to Illinois in Champaign, Ill. Center Randy Breuer led the Golden Gophers with 24 points.

### Minnesota held an opponent to less than 60 points:

Dec. 7, 2000. Minnesota held Marquette to 39 percent shooting from the field and 2-for-12 from the three-point line in a 61-59 win. Forward John-Blair Bickerstaff held Golden Eagle top scorer Brian Wardle to 15 points.

### Minnesota was held to less than 60 points:

March 2, 2000. Michigan State held Minnesota to 43 points in a 79-43 victory for the Spartans. Minnesota shot 30 percent from the field and was held to 17 FG and 29 rebounds.

### Minnesota held an opponent to less than 50 points:

Dec. 4, 1999. Minnesota held Valparaiso to 44 points in a 57-44 victory. The Golden Gophers held Valpo to 29 percent shooting and 24 percent from three-point range.

\* Minnesota had games played from the 1993-94 season through the 1998-99 season that fell under these categories erased from the record books due to the NCAA Committee on Infractions' ruling.

### Minnesota was held to less than 50 points:

March 2, 2000. Michigan State held Minnesota to 43 points in a 79-43 victory for the Spartans. Minnesota shot 30 percent from the field and was held to just 17 field goals and 29 rebounds, both season lows.

### Minnesota had a player score 30 points or more:

Nov. 25, 2000. Dusty Rychart scored 32 points on 11-for-16 shooting from the field and 10-for-13 from the free throw line to lead the Golden Gophers to a 107-99 win over TCU in Honolulu. Rychart's second 30-plus point game in 24 hours made him the first Golden Gopher in 35 years to post back-to-back 30-point games.

### Minnesota had a player score 25 points or more:

Nov. 25, 2000. Dusty Rychart scored 32 points on 11-for-16 shooting from the field and 10-for-13 from the free throw line to lead the Golden Gophers to a 107-99 win over TCU in Honolulu. Rychart's second 30-plus point game in 24 hours made him the first Golden Gopher in 35 years to post back-to-back 30-point games.

### Minnesota had five players in double figures (points):

Jan. 12, 2000. Five Golden Gophers scored in double figures, led by Joel Przybilla's 28 points, as Minnesota downed Iowa 85-82 at Williams Arena. Terrance Simmons (12), Mitch Ohnstad (12), Dusty Rychart (11) and J.B. Bickerstaff (10) also hit double digits.

### Minnesota had a player with 15 or more rebounds:

Mar. 9, 2000. Dusty Rychart pulled down 16 rebounds vs. Iowa in a 81-78 loss in the first round of the Big Ten Tournament. Minnesota outrebounded the Iowa 36-30.

### Minnesota had a player with 10 or more assists:

Nov. 24, 2000. John-Blair Bickerstaff dished out 10 assists in Minnesota's 86-75 win over Hawaii Pacific in Honolulu.

### Minnesota had a player with five or more steals:

Dec. 28, 1999. Kevin Burluson had a career-high five steals vs. Georgia in a 66-65 win.

### Minnesota had a player with five or more blocks:

Feb. 5, 2000. Joel Przybilla had six blocks in a 66-64 loss to Wisconsin. The performance marked the 15th time in his career that Przybilla had five or more blocks.

# MINNESOTA GOLDEN GOPHER BASKETBALL

## 2000-01 Season Recaps/Boxscores

### MINNESOTA 81, UNC-GREENSBORO 61

Williams Arena • Nov. 17, 2000 • Attendance: 11,826

*Recap: Minnesota survived some cold first-half shooting from its guards and rallied to defeat UNC-Greensboro 81-61 in the regular-season opener for both teams. The Golden Gophers' two leading scorers on the evening, Shane Schilling and Terrance Simmons, were held to a combined effort of 0-for-10 in the first half. Schilling connected on 5-of-7 and Simmons on 5-of-12 in the final 20 minutes. A total of five Golden Gophers scored in double digits.*

Minnesota	Min	FG-A	FT-A	R	A	Pt	UNCG	Min	FG-A	FT-A	R	A	Pt
Bauer, F	33	2-6	2-2	6	2	7	Joseph, F	37	5-13	3-4	10	1	14
Bickerstaff, F	33	4-9	2-4	6	3	11	Boythe, F	17	0-4	0-0	3	0	0
Wildenborg, C	15	3-4	2-2	3	0	8	Schuck, C	36	6-13	8-11	13	0	20
Schilling, G	25	5-14	3-4	6	3	14	Eldridge, G	28	3-13	0-0	6	8	6
Simmons, G	28	5-15	1-2	6	3	12	Jameson, G	22	3-9	0-0	3	0	22
Burleson	18	3-6	1-1	0	4	7	Taylor	25	4-6	1-2	1	2	10
Fleming	10	1-3	0-0	0	0	3	Tsampas	22	0-0	1-2	2	0	1
Bennett	15	3-5	0-0	4	3	8	McCarthy	8	0-0	0-0	4	0	0
Hagen	14	2-5	7-8	2	0	11	Williams	4	1-1	1-1	0	0	3
Hokenson	3	0-1	0-0	2	0	0	Fitzgerald	1	0-0	0-0	0	0	0
Lorang	3	0-1	0-0	0	0	0							
Chall	3	0-1	0-0	0	0	0							
TEAM				4			TEAM				4		
Totals	200	28-70	18-23	39	18	81	Totals	200	22-59	14-20	46	11	61

Halftime: Minnesota 33, UNCG 28 3-Pt Goals: Minn - 7-17 (Bickerstaff 1-1, Simmons 1-5, Schilling 1-3, Bauer 1-2, Burleson 0-2, Fleming 1-2, Bennett 2-2) UNCG - 3-12 (Jameson 1-3, Eldridge 0-2, Joseph 1-4, Schuck 0-1, Taylor 1-2)

Turnovers: Minnesota 10, UNCG 23 Personal Fouls: Minnesota 16, UNCG 22  
 Technicals: None Fouled Out: Wildenborg  
 Att: 11,826

### MINNESOTA 86, HAWAII PACIFIC 75

Blaisdell Arena • Nov. 24, 2000 • Attendance: 1,119

*Recap: Junior forward Dusty Rychart scored a career-high 34 points on 12-for-15 shooting from the field and a perfect 9-for-9 from the free throw line to lead the Golden Gophers to an 11-point win in a quarterfinal game of the Hawaii Pacific Thanksgiving Classic in Honolulu. Minnesota opened a 19-point lead early in the second half, but watched HPU cut the margin to seven points on a few occasions late in the game.*

Minnesota	Min	FG-A	FT-A	R	A	Pt	HPU	Min	FG-A	FT-A	R	A	Pt
Bauer, F	26	1-6	3-4	6	0	5	Smith, F	38	5-7	0-2	2	4	10
Bickerstaff, F	33	4-5	0-1	3	10	8	Subotic, F	27	2-8	2-2	1	0	7
Rychart, C	29	12-15	9-9	9	1	34	Stewart, C	26	5-8	5-6	3	1	15
Schilling, G	28	6-11	0-0	2	4	13	Avilla, G	27	3-5	0-0	0	2	7
Simmons, G	32	6-14	0-2	2	7	15	Spajic, G	35	4-11	6-7	7	3	16
Burleson	27	2-3	0-0	3	3	6	Paul	13	2-5	2-2	2	2	7
Fleming	11	0-3	0-0	0	1	0	Jensen	15	2-5	4-5	3	1	8
Bennett	9	1-2	0-0	4	0	3	Karanovic	18	2-3	0-0	4	2	5
Wildenborg	3	0-0	2-2	0	0	2	Lagemann	1	0-0	0-0	0	0	0
Hagen	2	0-0	0-0	0	0	0							
TEAM				5			TEAM				3		
Totals	200	32-59	14-18	34	26	86	Totals	200	25-52	19-24	25	15	75

Halftime: Minnesota 42, HPU 29 3-Pt Goals: Minn - 8-17 (Bauer 0-1, Rychart 1-1, Simmons 3-8, Schilling 1-2, Burleson 2-3, Fleming 0-1, Bennett 1-1) HPU - 6-20 (Subotic 1-5, Stewart 0-1, Avilla 1-3, Spajic 2-4, Paul 1-3, Jensen 0-2, Karanovic 1-2)

Turnovers: Minnesota 18, HPU 15 Personal Fouls: Minnesota 19, HPU 19  
 Technicals: None Fouled Out: Smith  
 Att: 1,119

### MINNESOTA 77, GEORGIA 74

Williams Arena • Nov. 19, 2000 • Attendance: 11,767

*Recap: For the second consecutive season, a John-Blair Bickerstaff basket in the final moments proved to be the difference in a win against Georgia. This season, the senior hit a driving layup with 11 seconds remaining to give the Golden Gophers a one-point lead. Sophomore Shane Schilling hit a pair of free throws with three seconds remaining to seal the win. Redshirt freshman Michael Bauer led the Golden Gophers with 21 points.*

Minnesota	Min	FG-A	FT-A	R	A	Pt	Georgia	Min	FG-A	FT-A	R	A	Pt
Bauer, F	35	6-12	7-8	3	3	21	Williams, F	24	4-8	2-2	1	4	11
Bickerstaff, F	31	8-8	1-2	9	2	17	Coleman, F	31	3-4	6-7	11	1	12
Wildenborg, C	14	1-5	0-0	3	1	2	Evans, C	28	5-8	3-4	5	0	13
Schilling, G	29	3-8	2-2	5	4	10	Wright, G	11	0-3	1-2	2	2	1
Simmons, G	28	1-7	0-0	1	7	3	Layne, G	35	8-20	9-11	3	2	27
Burleson	18	3-5	3-4	1	2	10	Jones	31	1-6	2-2	5	5	4
Rychart	20	2-5	2-4	2	0	7	Dryden	11	1-7	2-2	5	0	4
Hagen	7	1-1	0-0	1	0	2	Thomas	10	1-3	0-0	2	0	2
Bennett	11	1-1	0-0	1	1	3	Patrick	14	0-2	0-0	0	0	0
Fleming	7	1-3	0-0	2	1	2	Daniels	5	0-0	0-0	1	1	0

TEAM	Min	FG-A	FT-A	R	A	Pt	TEAM	Min	FG-A	FT-A	R	A	Pt
Totals	200	27-55	15-20	32	21	77	Totals	200	23-61	25-30	38	15	74

Halftime: Georgia 28, Minnesota 27 3-Pt Goals: Minn - 8-17 (Simmons 1-3, Schilling 2-3, Bauer 2-5, Burleson 1-3, Fleming 0-1, Bennett 1-1, Rychart 1-1) Georgia - 3-21 (Williams 1-5, Evans 0-1, Wright 0-3, Layne 2-8, Jones 0-2, Thomas 0-1, Patrick 0-1)

Turnovers: Minnesota 16, Georgia 17 Personal Fouls: Minnesota 21, Georgia 18  
 Technicals: None Fouled Out: None  
 Att: 11,767

### MINNESOTA 107, TCU 99

Blaisdell Arena • Nov. 25, 2000 • Attendance: 775

*Recap: Junior forward Dusty Rychart scored 30-plus points for the second straight game, tallying 32 points, to lead the Golden Gophers to a 107-99 win over TCU at the Hawaii Pacific Thanksgiving Classic. Rychart became the first Golden Gopher in 35 years to post back-to-back 30 point games, while guard Terrance Simmons set a single-game free throw record by connecting on all 12 attempts. Minnesota set a school record with 38 free throws made.*

Minnesota	Min	FG-A	FT-A	R	A	Pt	TCU	Min	FG-A	FT-A	R	A	Pt
Rychart, F	31	11-16	10-13	10	4	32	Carroll, F	37	3-13	2-2	6	6	9
Bickerstaff, F	34	3-3	10-16	11	5	16	Anthony, F	27	7-12	2-3	4	0	16
Wildenborg, C	22	2-4	1-2	4	0	5	Davenport, C	18	4-6	1-2	4	0	9
Schilling, G	29	6-10	0-0	3	1	14	McTyer, G	26	2-4	0-0	0	7	6
Simmons, G	32	5-12	12-12	4	1	26	Daniels, G	37	10-23	5-5	2	5	31
Burleson	17	2-2	2-2	2	3	8	Smith	3	0-0	0-0	0	0	0
Fleming	11	1-2	2-2	1	1	5	Allaway	14	2-2	3-4	1	1	8
Bennett	11	0-1	1-2	3	3	1	Merriex	21	4-7	1-2	3	0	12
Bauer	13	0-4	0-0	0	0	0	Dumont	17	3-3	2-2	4	0	8

TEAM	Min	FG-A	FT-A	R	A	Pt	TEAM	Min	FG-A	FT-A	R	A	Pt
Totals	200	30-54	38-49	41	18	107	Totals	200	35-70	16-20	26	19	99

Halftime: TCU 51, Minnesota 49 3-Pt Goals: Minn - 9-20 (Rychart 0-2, Simmons 4-8, Schilling 2-4, Burleson 2-2, Fleming 1-2, Bennett 0-1, Bauer 0-1) TCU - 13-34 (Carroll 1-8, McTyer 2-4, Daniels 6-15, Allaway 1-1, Merriex 3-6)

Turnovers: Minnesota 18, TCU 12 Personal Fouls: Minnesota 20, TCU 30  
 Technicals: TCU assistant coaches (2nd half), TCU head coach Tubbs (2nd half)  
 Fouled Out: Anthony, Davenport, McTyer  
 Att: 775

# MINNESOTA GOLDEN GOPHER BASKETBALL

## 2000-01 Season Recaps/Boxscores

### GEORGETOWN 76, MINNESOTA 60

Blaisdell Arena • Nov. 26, 2000 • Attendance: 750

Recap: Hampered by a slow start, Minnesota could not rally from a 19-point halftime deficit and suffered its first setback of the season in the championship game of the Hawaii Pacific Thanksgiving Classic. After shooting better than 50 percent in each of the first two games of the weekend, the Golden Gophers connected on only a 29 percent clip against the Hoyas. Seniors John-Blair Bickerstaff and Terrance Simmons led the way with 11 points each.

Minnesota	Min	FG-A	FT-A	R	A	Pt	Georgetown	Min	FG-A	FT-A	R	A	Pt
Rychart, F	37	2-11	2-2	11	1	6	Riley, F	21	5-12	2-3	2	1	14
Bickerstaff, F	32	2-6	7-11	4	2	11	Sweetney, F	24	3-7	1-4	7	1	7
Wildenborg, C	17	1-3	0-0	3	1	2	Bourke-Baume, C	28	3-6	2-3	11	3	8
Schilling, G	19	1-6	0-0	2	1	3	Hunter, G	26	6-11	0-0	2	0	15
Simmons, G	31	3-9	3-4	3	3	11	Braswell, G	36	7-15	2-2	3	5	18
Burleson	20	0-4	0-0	3	3	0	Freeman	19	1-3	1-2	6	2	3
Fleming	10	0-3	1-2	0	1	1	Perry	6	0-1	0-0	2	0	0
Bennett	13	2-4	4-6	6	0	9	Hillier	4	0-0	0-0	1	0	0
Bauer	21	6-13	2-3	3	0	17	Samnick	12	1-3	2-2	4	0	4
							Burton	18	2-4	0-0	5	2	4
							Wilson	6	1-2	1-2	1	0	3

TEAM  
Totals 200 17-59 19-28 40 13 60

TEAM  
Totals 200 29-64 11-18 47 14 76

Halftime: Georgetown 41, Minnesota 22 3-Pt Goals: Minn - 7-22 (Rychart 0-4, Simmons 2-4, Schilling 1-4, Burleson 0-1, Fleming 0-1, Bennett 1-2, Bauer 3-6) Georgetown - 7-18 (Riley 2-5, Hunter 3-6, Braswell 2-6, Perry 0-1)  
Turnovers: Minnesota 13, TCU 12  
Technical: none  
Att: 750

Personal Fouls: Minnesota 17, Georgetown 22  
Fouled Out: Bauer

### MINNESOTA 64, MORRIS BROWN 53

Williams Arena • Dec. 4, 2000 • Attendance: 11,913

Recap: The Golden Gophers survived a sub-par performance to outlast Morris Brown, 64-53, in the team's first home game in over two weeks. Medical redshirt freshman Michael Bauer posted his first career double-double with 11 points and 12 rebounds to lead the Golden Gophers. Senior guard Terrance Simmons and junior forward Dusty Rychart each scored 17 points to pace the offense for Minnesota.

Minnesota	Min	FG-A	FT-A	R	A	Pt	Morris Brown	Min	FG-A	FT-A	R	A	Pt
Bauer, F	31	5-12	0-0	12	1	11	Allison, F	25	3-7	2-2	2	2	8
Bickerstaff, F	37	2-3	2-3	6	2	6	Holmes, F	19	1-4	1-2	5	0	3
Rychart, C	33	5-12	7-7	8	1	17	Hicks, C	13	0-4	0-0	4	0	0
Fleming, G	22	1-6	1-3	1	1	3	Westberry, G	30	4-10	2-5	3	2	11
Simmons, G	33	7-12	0-3	4	4	17	Adams, G	31	5-11	0-0	1	3	11
Burleson	25	2-4	2-2	5	3	7	Claborn	30	5-9	0-0	10	0	10
Bennett	14	1-4	0-1	1	1	2	Daniels	8	0-1	0-0	0	0	0
Wildenborg	4	0-1	1-2	2	0	1	Culhane	8	0-1	2-2	1	1	2
Hagen	1	0-1	0-0	0	0	0	Jones	8	1-3	0-0	1	0	3
							Thomas	1	0-1	0-0	0	0	0
							Dunn	24	2-7	0-0	3	0	5
							Mack	3	0-1	0-0	1	0	0
							TEAM						5

TEAM  
Totals 200 23-55 12-18 39 13 64

TEAM  
Totals 200 21-59 7-11 36 8 53

Halftime: Minnesota 35, Morris Brown 24 3-Pt Goals: Minn - 6-17 (Bauer 1-2, Fleming 1-3, Simmons 3-7, Burleson 1-3, Bennett 0-1, Hagen 0-1) Morris Brown - 4-15 (Holmes 0-1, Westberry 1-2, Adams 1-3, Daniels 0-1, Jones 1-3, Thomas 0-1, Dunn 1-3, Mack 0-1)  
Turnovers: Minnesota 18, Morris Brown 19  
Technical: none  
Att: 11,913

Personal Fouls: Minnesota 13, Morris Brown 20  
Fouled Out: Allison

### MINNESOTA 76, FLORIDA STATE 71

Leon County Civic Center • Nov. 29, 2000 • Attendance: 4,575

Recap: In a game that featured 15 ties and 12 lead changes, Minnesota grabbed the lead for good on a Michael Bauer three pointer with 2:37 remaining as the Golden Gophers defeated Florida State 76-71 in a Big Ten/ACC Challenge game in Tallahassee. Minnesota shot an efficient 10-for-16 (.625) from behind the three-point line, including cashing in on six of seven treys in the second half. Senior guard Terrance Simmons led the way with 19 points.

Minnesota	Min	FG-A	FT-A	R	A	Pt	Florida State	Min	FG-A	FT-A	R	A	Pt
Rychart, F	35	2-7	4-5	9	4	8	Joiner, F	29	2-4	4-5	12	2	8
Bickerstaff, F	35	2-5	3-4	6	4	7	A. Dixon, F	28	5-7	0-0	3	1	10
Wildenborg, C	15	0-1	0-0	2	0	0	N. Dixon, C	12	0-8	0-0	4	0	0
Schilling, G	22	3-9	1-1	3	1	8	Crawford, G	21	2-8	2-3	2	1	7
Simmons, G	31	6-12	4-6	2	4	19	Arrington, G	35	5-15	3-5	6	7	13
Burleson	18	4-5	0-1	0	2	10	Lowery	5	0-0	0-0	0	1	0
Fleming	9	1-2	2-5	1	0	4	Wilson	12	2-2	4-4	1	0	10
Bennett	14	5-6	2-3	3	0	12	Cummings	22	5-7	5-7	2	0	15
Bauer	20	3-6	0-0	1	0	8	Mathews	28	2-5	4-4	3	0	8
Hagen	1	0-0	0-0	0	0	0	Anderson	8	0-0	0-0	2	1	0

TEAM  
Totals 200 26-53 14-22 30 15 76

TEAM  
Totals 200 23-56 22-28 39 13 71

Halftime: Minnesota 35, Florida State 33 3-Pt Goals: Minn - 10-16 (Rychart 0-2, Simmons 3-4, Schilling 1-2, Burleson 2-3, Bennett 2-3, Bauer 2-2) Florida State - 3-11 (A. Dixon 0-1, Crawford 1-5, Arrington 0-3, Wilson 2-2)  
Turnovers: Minnesota 10, Florida State 10  
Technical: none  
Att: 4,575

Personal Fouls: Minnesota 18, Florida State 19  
Fouled Out: none

### MINNESOTA 61, MARQUETTE 59

U.S. Cellular Arena • Dec. 7, 2000 • Attendance: 8,712

Recap: Despite trailing for most of the game, Minnesota was able to win its fourth game of the season when behind with 5:00 to play with a 61-59 overtime win against Marquette. Forward Dusty Rychart scored six of his 15 points in the extra session to lead Minnesota. Forward John-Blair Bickerstaff had 11 points and six rebounds, including a crucial steal late in the second half. Bickerstaff held Golden Eagle guard Brian Wardle to just 15 points.

Minnesota	Min	FG-A	FT-A	R	A	Pt	Marquette	Min	FG-A	FT-A	R	A	Pt
Bickerstaff, F	38	4-10	3-4	6	3	11	Blankson, F	37	4-11	1-2	9	0	11
Rychart, F	40	7-14	1-1	7	0	15	Nnamaka, F	32	3-9	0-0	6	2	6
Wildenborg, C	12	1-1	0-0	0	0	2	Mueller, C	20	1-1	0-1	1	0	2
Schilling, G	34	3-11	0-0	2	3	8	Henry, G	34	2-11	5-8	2	5	9
Simmons, G	27	3-10	0-0	6	4	6	Wardle, G	35	5-10	5-6	1	2	15
Burleson	24	0-2	0-0	1	6	0	Merritt	26	3-6	2-4	6	0	8
Fleming	6	0-2	0-0	0	0	0	Barone	11	0-2	0-0	0	0	0
Bennett	16	2-4	0-0	2	0	5	Diggs	4	0-1	0-0	3	0	0
Bauer	28	6-14	0-0	10	4	14	Harris	26	4-5	0-2	8	2	8

TEAM  
Totals 200 26-68 4-5 37 20 61

TEAM  
Totals 200 22-56 13-23 40 11 59

Halftime: Marquette 25, Minnesota 21 3-Pt Goals: Minn - 5-24 (Bickerstaff 0-1, Rychart 0-1, Simmons 0-3, Schilling 2-4, Burleson 0-2, Fleming 0-2, Bennett 1-3, Bauer 2-8) Marquette - 2-12 (Blankson 2-5, Nnamaka 0-1, Henry 0-4, Wardle 0-2)  
Turnovers: Minnesota 12, Marquette 15  
Technical: none  
Att: 8,712

Personal Fouls: Minnesota 18, Marquette 11  
Fouled Out: none

# MINNESOTA GOLDEN GOPHER BASKETBALL

## 2000-01 Season Recaps/Boxscores

### MINNESOTA 93, BETHUNE COOKMAN 70

Williams Arena • Dec. 9, 2000 • Attendance: 11,874

Recap: Four Golden Gophers scored in double figures as Minnesota cruised to a 23-point win over Bethune Cookman at Williams Arena. The starting frontline of John-Blair Bickerstaff, Michael Bauer and Dusty Rychart combined for 51 points and 18 rebounds while senior guard Terrance Simmons dished out eight assists. The Golden Gophers solved their shooting woes for at least one game, firing at a 55 percent clip against the visiting Wildcats.


Minnesota	Min	FG-A	FT-A	R	A	Pt	Bethune Cmn	Min	FG-A	FT-A	R	A	Pt
Bickerstaff, F	31	5-6	6-10	6	6	16	King, F	12	1-3	0-0	3	2	2
Bauer, F	28	5-11	7-8	6	2	18	Lockwood, F	28	4-10	5-9	6	1	15
Rychart, C	22	7-11	3-3	6	0	17	Jes. Daniels, C	13	1-4	2-2	2	0	4
Schilling, G	21	3-6	1-2	0	1	9	Cage, G	33	3-11	2-2	4	4	8
Simmons, G	22	4-6	1-2	4	8	11	Harris, G	28	3-10	4-4	3	0	10
Wildenborg	14	2-4	2-4	3	0	6	Nicholson	18	3-8	0-2	4	0	6
Burleson	18	1-3	1-2	3	3	3	Sanders	6	1-2	0-0	1	0	2
Fleming	18	3-5	2-2	2	1	9	Larmond	23	1-5	0-0	3	2	2
Bennett	12	1-1	0-0	1	1	2	Cox	20	7-12	3-3	1	0	18
Hagen	5	1-3	0-2	0	0	2	Lauder	7	0-0	0-0	1	1	0
Hokenson	3	0-0	0-0	1	1	0	Jer. Daniels	9	1-1	1-2	2	0	3
Lorang	3	0-2	0-0	1	0	0	Giddens	3	0-1	0-0	0	0	0
Chall	3	0-0	0-0	2	0	0							
TEAM				7			TEAM				3		
Totals	200	32-58	23-35	42	23	93	Totals	200	25-67	17-24	33	10	70

Halftime: Minnesota 44, Bethune Cookman 32 3-Pt Goals: Minn - 6-14 (Bauer 1-3, Schilling 2-3, Simmons 2-3, Burleson 0-2, Fleming 1-3) Bethune Cookman 3-13 (King 0-2, Lockwood 2-6, Harris 0-3, Cox 1-2)

Turnovers: Minnesota 13, Bethune Cookman 14

Personal Fouls: Minnesota 21, Bethune Cookman 26

Technical: Bethune Cookman bench (18:44 left in 2nd half) Fouled Out: none Att: 11,874



# MICHAEL BAUER

Freshman • Forward  
6-8 • 208

Hastings, Minnesota  
Hastings High School



### 2000-2001

- Currently eighth in the Big Ten with 1.22 blocks per game
- Has at least one blocked shot in all nine games this season
- Made his first career start in a maroon and gold jersey vs. UNC-Greensboro (11/17/00)
- Scored career-highs with 21 points and three assists in Minnesota's second consecutive win over Georgia (11/19/00)
- Came off the bench to lead the Gophers with 17 points in the loss to Georgetown (11/27/00)
- Hit key three pointer in the final three minutes in the win over Florida State (11/29/00)
- Recorded his first double-double of the season with 11 points and a career-high 12 rebounds against Morris Brown (12/4/00)
- Recorded his second double-double (14 points, 10 rebounds) in win over Marquette (12/7/00). Made a three-point shot in overtime that proved to be the difference in the game
- Led the team with 18 points in win over Bethune Cookman (12/9/00)

### 1999-2000

- Chose to accept a medical redshirt for the season due to a prolonged ankle injury
- Finished his redshirt season by going 3-4 from the field vs. Michigan (1/5/00) and shooting over 80 percent from three-point range in a five game stretch
- Had a career game at Georgia (12/28/99), scoring 13 points on 4-5 shooting (3-4 from three-point land), pulling down six rebounds, and recording his first career block as a Golden Gopher - all in just 12 minutes played

- Made his debut as a Golden Gopher against Oregon (12/18/99) by pulling down four rebounds and scoring five points in just 11 minutes

### High School

- Explosive forward who took the college recruiting world by storm in the summer of 1998 by being named the MVP of the Nike Camp
- Was the final cut for the USA Basketball Junior National team this past summer
- Was the 1999 *St. Paul Pioneer Press* Defensive Player of the Year as a prep player
- High jumper in track who tied for a state title his junior year by leaping 6'8"

### 2000-2001 Game by Game

Opponent (Date)	Start	Min.	Fg-Fa	3g-3a	Frm-Fta	O-D/T	Pf.	To.	Blk.	Stl.	Asst.	Pts.
UNCG (11/17)	Y	33	2-6	1-2	2-2	3-3/6	2	2	1	0	2	7
Georgia (11/19)	Y	35	6-12	2-5	7-8	1-2/3	4	0	1	0	2	21
vs. Hawai'i Pac (11/24)	Y	26	1-6	0-1	3-4	2-4/6	2	1	1	0	0	5
vs. TCU (11/25)	N	13	0-4	0-1	0-0	0-0/0	0	2	1	0	0	0
vs. Georgetown (11/26)	N	21	6-13	3-6	2-3	1-2/3	5	0	1	0	0	17
at Florida St (11/29)	N	20	3-6	2-2	0-0	1-0/1	4	1	1	2	1	8
Morris Brown (12/4)	Y	31	5-12	1-2	0-0	4-8/12	1	0	3	0	1	11
at Marquette (12/7)	N	28	6-14	2-8	0-0	3-7/10	4	2	1	2	4	14
Bethune Cook (12/9)	Y	28	5-11	1-3	7-8	1-5/6	2	0	1	0	2	18
La Tech (12/12)												
Dartmouth (12/22)												
Nebraska (12/28)												
Centenary (12/30)												
at Illinois (1/3)												
Wisconsin (1/6)												
at Ohio State (1/13)												
Purdue (1/17)												
Indiana (1/20)												
Iowa (1/22)												
at Purdue (1/27)												
at Iowa (1/31)												
Ohio State (2/3)												
at N'western (2/6)												
Mich State (2/10)												
Penn State (2/14)												
at Michigan (2/17)												
at Wisconsin (2/21)												
at Indiana (2/28)												
Illinois (3/3)												
<b>Totals</b>		5/9	235	34-84	12-30	21-25	16-31/47	24	8	11	4	12 101

### BAUER'S SEASON BESTS

- Minutes:** 35 vs. Georgia (11/19/00)
- Points:** 21 vs. Georgia (11/19/00)
- Rebounds:** 12 vs. Morris Brown (12/4/00)
- Assists:** 4 at Marquette (12/7/00)
- Steals:** 2 two times; last at Marquette (12/7/00)
- Blocks:** 3 vs. Morris Brown (12/4/00)

### BAUER'S CAREER BESTS

- Minutes:** 35 vs. Georgia (11/19/00)
- Points:** 21 vs. Georgia (11/19/00)
- Rebounds:** 12 vs. Morris Brown (12/4/00)
- Assists:** 4 at Marquette (12/7/00)
- Steals:** 2 two times; last at Marquette (12/7/00)
- Blocks:** 3 vs. Morris Brown (12/4/00)

### 1999-2000 Game by Game

Opponent (Date)	Start	Min.	Fg-Fa	3g-3a	Frm-Fta	O-D/T	Pf.	To.	Blk.	Stl.	Asst.	Pts.
at Oregon (12/18)	N	11	2-2	1-1	0-0	1-3/4	1	0	0	1	0	5
Furman (12/23)	N	12	0-4	0-0	0-4	2-2/4	1	1	0	1	0	0
at Georgia (12/28)	N	12	4-5	3-4	2-2	0-6/6	0	1	1	1	0	13
at Nebraska (12/31)	N	9	1-2	0-0	0-0	0-2/2	3	1	1	0	1	2
Michigan (1/5)	N	10	3-4	1-1	0-0	1-1/2	2	0	0	1	1	2
<b>Totals</b>		0/5	54	10-17	5-6	4-14/18	7	3	2	4	2	27

(MEDICAL REDSHIRT)

### BAUER'S CAREER STATISTICS


Season	Gp	Gs	Min	Avg	Fg-Fga (%)	3-POINT Fg-Fga (%)	Ft-Fta (%)	REBOUNDS					Pts	Avg	High				
								O-	D/Tot	Avg	High	Asst				Stl	Blk	To	Pf/Dq
1999-2000	5	0	54	10.8	10-17(.588)	5-6(.833)	2-6(.333)	4-	14/18	3.6	6	2	4	2	3	7/0	27	5.4	13
2000-2001	9	5	235	26.1	34-84(.405)	12-30(.400)	21-25(.840)	16-	31/47	5.2	12	12	4	11	8	24/1	101	11.2	21
<b>Career</b>	<b>14</b>	<b>5</b>	<b>289</b>	<b>20.6</b>	<b>44-101(.436)</b>	<b>17-36(.472)</b>	<b>23-31(.742)</b>	<b>20-</b>	<b>45/65</b>	<b>4.6</b>	<b>12</b>	<b>14</b>	<b>8</b>	<b>13</b>	<b>11</b>	<b>31/1</b>	<b>128</b>	<b>9.1</b>	<b>21</b>



# TRAVARUS BENNETT

Junior • Forward  
6-7 • 205

Rosedale, Mississippi  
SW Missouri State-West Plains/West Bolivar HS



### 2000-2001

- Has been hampered by an injured sternum early in the season which has severely limited both his practice time and game action
- One of six Golden Gophers to play their first regular-season game in Williams Arena vs. UNC-Greensboro (11/17/00)
- Made his debut by grabbing four boards and draining two three-pointers to bring Minnesota back into the game
- Pulled down a career-high six rebounds against Georgetown (11/26/00)
- Scored a career-high 12 points in win over Florida State (11/29/00)
- Had two blocks in win over Morris Brown (12/4/00)
- First name is pronounced Tra-VAR-us (as in the letter R)

### Junior College

- Named to NJCAA All-Region 16 Team
- Helped lead Southwest Missouri State-West Plains to a 27-5 record and a No. 8 NJCAA national ranking in 1999-2000
- Averaged 12 points, 5.4 rebounds, 2.3 assists, and 2.4 steals per game
- Ranks fourth on the list of steals in a career with 121 and tied in most three-point field goals in a game with seven against Colorado Northwestern at the Mesa tournament
- Shot 49 percent (88-for-178) from the field, 30 percent from three-point range (34-for-113), and 67 percent (44-for-66) from the free throw line, while battling a broken finger on his shooting hand

### BENNETT'S SEASON BESTS

**Minutes:** 16 vs. Marquette (12/7/00)  
**Points:** 12 vs. Florida State (11/29/00)  
**Rebounds:** 6 vs. Georgetown (11/26/00)  
**Assists:** 3 two times; last vs. TCU (11/25/00)  
**Steals:** 1 two times; last at Marquette (12/7/00)  
**Blocks:** 2 vs. Morris Brown (12/4/00)

### BENNETT'S CAREER BESTS

**Minutes:** 16 vs. Marquette (12/7/00)  
**Points:** 12 vs. Florida State (11/29/00)  
**Rebounds:** 6 vs. Georgetown (11/26/00)  
**Assists:** 3 two times; last vs. TCU (11/25/00)  
**Steals:** 1 two times; last at Marquette (12/7/00)  
**Blocks:** 2 vs. Morris Brown (12/4/00)

- As a freshman, he averaged 9.0 points per game while shooting 57 percent (55-for-97) from the field and 41 percent (41-for-99) from behind the three-point arc.
- Nickname is "Tee"
- Majoring in Park, Recreation, and Leisure Studies

### 2000-2001 Game by Game

Opponent (Date)	Start	Min.	Fg- Fa	3g- 3a	Ftm- Fta	O-D/T	Pf.	To.	Blk.	Stl.	Asst.	Pts.
UNCG (11/17)	N	15	3- 5	2- 2	0- 0	1-3/4	0	0	0	0	3	8
Georgia (11/19)	N	11	1- 1	1- 1	0- 0	0-1/1	3	1	0	0	1	3
vs. Hawai'i Pac (11/24)	N	9	1- 2	1- 1	0- 0	2-2/4	2	3	0	1	0	3
vs. TCU (11/25)	N	11	0- 1	0- 1	1- 2	0-3/3	2	0	1	0	3	1
vs. Georgetown (11/26)	N	13	2- 4	1- 2	4- 6	2-4/6	1	0	0	0	0	9
at Florida St (11/29)	N	14	5- 6	2- 3	0- 0	0-3/3	1	1	0	0	0	12
Morris Brown (12/4)	N	14	1- 4	0- 1	0- 1	1-0/1	2	0	2	0	1	2
at Marquette (12/7)	N	16	2- 4	1- 3	0- 0	2-0/2	1	0	0	1	0	5
Bethune Cook (12/9)	N	12	1- 1	0- 0	0- 0	0-1/1	2	1	1	0	1	2
La Tech (12/12)												
Dartmouth (12/22)												
Nebraska (12/28)												
Centenary (12/30)												
at Illinois (1/3)												
Wisconsin (1/6)												
at Ohio State (1/13)												
Purdue (1/17)												
Indiana (1/20)												
Iowa (1/22)												
at Purdue (1/27)												
at Iowa (1/31)												
Ohio State (2/3)												
at N western (2/6)												
Mich State (2/10)												
Penn State (2/14)												
at Michigan (2/17)												
at Wisconsin (2/21)												
at Indiana (2/28)												
Illinois (3/3)												
<b>Totals</b>		0/9	115	16- 28	8- 14	5- 9	8-17/25	14	6	4	2	9 45

### BENNETT'S CAREER STATISTICS

Season	Gp	Gs	Min	Avg	Fg-Fga (%)	3-Point Fg-Fga (%)	Ft-Fta (%)	REBOUNDS					Pts Avg		High				
2000-2001	9	0	115	12.8	16- 28(.571)	8-14 (.571)	5- 9(.556)	O-	D/Tot	Avg	High	Asst	Stl	Blk	To	Pt/Dq	45	5.0	12
Career	9	0	115	12.8	16- 28(.571)	8-14 (.571)	5- 9(.556)	8-	17/ 25	2.8	6	9	2	4	6	14/0	45	5.0	12



# JOHN-BLAIR BICKERSTAFF

Senior • Forward  
6-6 • 190

Denver, Colorado  
Oregon State/East High School



### 2000-01

- One of four Gophers in double figures with 16 points along with pulling down a team-high six rebounds and dishing out six assists vs. Bethune Cookman (12/9/00).
- Played an outstanding defensive game on Marquette's leading scorer, Brian Wardle, in Thursday night's win, holding the senior guard to 15 points
- Hit two free-throws to tie the game and hit a go-ahead shot with 57 seconds remaining in regulation at Marquette (12/7/00), before the Golden Eagles forced overtime
- Shot a perfect 8-8 from the field, including the game-winning shot against Georgia (11/19/00)
- Had a season-high 10 assists against Hawaii Pacific
- Has 38 assists in nine games this season - had 45 assists in 20 games in all of last season
- Ranks third in the Big Ten in FG percentage (.34-for-.55, .618)
- Has scored in double figures in six of the team's first nine games
- Recorded his first double-double of the season with 16 points and 11 rebounds against TCU (11/25/00)

### 1999-2000

- Missed the remainder of the 1999-2000 campaign when he suffered a season-ending injury vs. Indiana (2/9/00) when he fractured his right tibia, just below the kneecap
- Scored six points on 3-3 shooting, grabbed two boards, one steal and handed out three assists in nine minutes played, before leaving the game due to injury vs. Indiana (2/9/00)
- Scored a career-high 18 points by shooting a blistering 9-9 from the field and added six offensive rebounds at Penn State (1/26/00)
- Hauled in a season-high 11 rebounds (five offensive) vs. Purdue (1/19/00)
- Scored game-winning basket in the win at Georgia (12/28/99)

- Sat out the 1998-99 season as a Division I transfer from Oregon State University
  - A graduate in speech-communications who is working on a masters in sports management
- Oregon State**
- Was the youngest player (17) in Division I basketball as a freshman at OSU in 1996-97
- High School**
- Was the *USA Today* Colorado Player of the Year and the *Rocky Mountain News* Player of the Year in 1996

### 2000-2001 Game by Game

Opponent (Date)	Start	Min.	Fg-Fa	3g-3a	Ftm-Fta	O-D/T	Pf.	To.	Blk.	Stl.	Asst.	Pts.	
UNCG (11/17)	Y	33	4-9	1-1	2-4	2-4/6	1	3	1	2	3	11	
Georgia (11/19)	Y	31	8-8	0-0	1-2	3-6/9	3	3	1	2	2	17	
vs Hawaii Pac (11/24)	Y	33	4-5	0-0	0-1	0-3/3	3	4	0	1	10	8	
vs TCU (11/25)	Y	34	3-3	0-0	10-16	4-7/11	4	2	0	2	5	16	
vs Georgetown (11/26)	Y	32	2-6	0-0	7-11	4-0/4	4	2	0	1	3	11	
at Florida St (11/29)	Y	35	2-5	0-0	3-4	1-5/6	2	1	0	1	4	7	
Morris Brown (12/4)	Y	37	2-3	0-0	2-3	0-6/6	3	6	0	1	2	6	
at Marquette (12/7)	Y	38	4-10	0-1	3-4	3-3/6	2	2	0	1	3	11	
Bethune Cook (12/9)	Y	31	5-6	0-0	6-10	2-4/6	1	2	0	0	6	16	
La Tech (12/12)													
Dartmouth (12/22)													
Nebraska (12/28)													
Centenary (12/30)													
at Illinois (1/3)													
Wisconsin (1/6)													
at Ohio State (1/13)													
Purdue (1/17)													
Indiana (1/20)													
Iowa (1/22)													
at Purdue (1/27)													
at Iowa (1/31)													
Ohio State (2/3)													
at N'western (2/6)													
Mich State (2/10)													
Penn State (2/14)													
at Michigan (2/17)													
at Wisconsin (2/21)													
at Indiana (2/28)													
Illinois (3/3)													
Totals		9/9	304	34-55	1-2	34-55	19-38/57	23	25	2	11	38	103

### 1997-1998 Game by Game (Oregon State)

Opponent (Date)	Start	Min.	Fg-Fa	3g-3a	Ftm-Fta	O-D/T	Pf.	To.	Blk.	Stl.	Asst.	Pts.	
Cal St-Northridge	Y	30	2-3	0-0	0-0	1-0/1	4	6	0	0	4	4	
UC San Diego	Y	30	5-6	0-1	0-0	1-5/6	2	5	1	2	11	10	
Sacramento State	Y	25	1-2	0-1	4-5	2-2/4	1	5	0	2	4	6	
at UC Irvine	N	18	3-5	0-1	0-0	2-2/4	4	3	0	1	1	6	
at Santa Clara	Y	27	5-8	0-1	3-11	4-4/8	4	4	0	3	4	13	
St. Martin's	N	22	0-1	0-1	0-2	1-1/2	1	2	2	3	3	0	
vs. Utah	Y	28	3-5	0-1	1-5	1-2/3	5	2	0	1	1	7	
vs. Hawaii-Hilo	Y	25	1-3	0-0	1-2	3-2/5	2	2	0	3	5	3	
vs. Kent State	Y	23	2-2	0-0	6-6	1-4/5	3	2	0	1	6	10	
vs. Boise State	Y	29	2-2	0-0	0-2	1-2/3	3	3	0	0	3	4	
Stanford	Y	27	2-5	0-1	6-10	3-3/6	3	2	0	0	0	10	
California	Y	26	2-2	0-0	2-2	0-1/1	4	5	0	1	3	6	
at UCLA	Y	27	6-12	4-5	0-3	4-1/5	2	4	0	0	2	16	
at USC	N	26	3-3	2-2	0-2	0-3/3	3	5	0	0	3	8	
Washington State	Y	31	3-6	0-2	3-5	2-1/3	2	1	0	1	4	9	
Washington	Y	31	4-6	0-0	3-4	2-4/6	5	4	0	2	1	11	
at Arizona State	Y	35	3-6	1-3	0-0	3-3/6	2	4	1	1	4	7	
at Arizona	Y	38	6-7	1-1	4-5	0-2/2	2	5	0	1	4	17	
Portland State	Y	36	5-9	0-1	7-11	2-6/8	3	0	0	2	3	17	
at Oregon	Y	28	2-5	1-2	0-2	4-1/5	5	3	0	2	1	5	
USC	Y	38	6-11	1-3	1-3	3-2/5	3	1	0	1	4	14	
UCLA	Y	38	5-12	0-1	2-4	2-3/5	5	0	0	1	5	12	
at Washington	N	30	2-4	1-1	1-4	0-1/1	5	6	1	2	3	6	
at Washington State	Y	36	2-6	0-2	4-5	3-4/7	3	5	1	0	4	8	
Arizona	Y	36	6-9	1-2	1-4	6-4/10	2	4	1	0	5	14	
Arizona State	Y	40	3-10	0-2	3-6	7-5/12	3	3	0	1	7	9	
Oregon	Y	37	2-5	1-2	0-0	1-3/4	4	3	2	0	0	5	
at California	N	29	1-5	0-1	1-3	0-1/1	1	1	0	1	4	3	
Totals		23/28	846	87-160	13-37	54-106	59-72/131	86	90	9	32	99	241

### BICKERSTAFF'S CAREER STATISTICS

Season	Gp	Gs	Min	Avg	Fg-Fga (%)	3-Fg-3a (%)	Ft-Fta (%)	REBOUNDS					To	Pfd/Q	Pts	Avg	High					
								O-	D/Tot	Avg	High	Asst						Stl	Blk			
1996-1997	27	15	639	23.7	50-104(.481)	1-6 (.197)	39-70(.557)	39-	52/ 91	3.1	6	55	32	10	70	65/3	140	5.2	12			
1997-1998	28	23	846	30.2	87-160(.544)	13-37 (.351)	54-106(.509)	59-	72/131	4.7	12	99	32	9	90	86/5	241	8.6	17			
1998-1999								<i>(Red shirt)</i>														
1999-2000	20	20	593	29.7	63-114(.553)	2-4 (.500)	26-59(.441)	54-	54/108	5.4	11	45	30	14	43	43/0	451	7.7	18			
2000-2001	9	9	304	33.7	34-55(.618)	1-2 (.500)	34-55(.618)	19-	38/ 57	6.3	11	38	11	2	25	23/0	103	11.4	17			
<b>Career</b>	<b>84</b>	<b>67</b>	<b>2382</b>	<b>28.4</b>	<b>234-433(.540)</b>	<b>17-49 (.347)</b>	<b>153-290(.528)</b>	<b>171-</b>	<b>216/387</b>	<b>4.6</b>	<b>12</b>	<b>237</b>	<b>105</b>	<b>35</b>	<b>238</b>	<b>217/8</b>	<b>935</b>	<b>11.1</b>	<b>18</b>			

### BICKERSTAFF'S SEASON BESTS

- Minutes:** 38 at Marquette (12/7/00)
- Points:** 17 vs. Georgia (11/19/00)
- Rebounds:** 11 vs. TCU (11/25/00)
- Assists:** 10 at Hawaii Pacific (11/24/00)
- Steals:** 2 three times; last vs. TCU (11/25/00)
- Blocks:** 1 two times; last vs. Georgia (11/19/00)

### BICKERSTAFF'S CAREER BESTS

- (includes stats from Oregon State)*
- Minutes:** 40 vs. Arizona State (2/28/98)
  - Points:** 18 at Penn State (1/26/00)
  - Rebounds:** 12 vs. Arizona State (2/28/98)
  - Assists:** 11 vs. UC San Diego (11/25/97)
  - Steals:** 4 vs. Oregon (2/28/98)
  - Blocks:** 3 vs. Morehead State (11/27/99)

### 1999-2000 Game by Game

Opponent (Date)	Start	Min.	Fg-Fa	3g-3a	Ftm-Fta	O-D/T	Pf.	To.	Blk.	Stl.	Asst.	Pts.	
UT Arlington (11/20)	Y	31	4-6	0-1	7-13	4-4/8	0	1	1	2	6	15	
Marquette (11/23)	Y	30	5-9	0-0	0-1	3-1/4	3	1	2	2	2	10	
Morehead St (11/27)	Y	35	5-7	0-0	0-0	3-5/8	2	1	3	2	5	10	
Virginia (11/30)	Y	36	6-9	1-1	0-0	3-7/10	2	2	1	1	1	13	
Valparaiso (12/4)	Y	38	2-5	1-1	1-4	3-7/10	0	6	1	2	1	6	
Maine (12/11)	Y	27	2-4	0-0	2-2	1-1/2	3	2	1	0	2	6	
at Oregon (12/18)	Y	27	0-2	0-0	1-2	1-0/1	2	5	1	1	0	1	
Furman (12/23)	Y	25	1-4	0-0	2-2	4-1/5	3	0	1	1	0	4	
at Georgia (12/28)	Y	32	5-11	0-0	0-1	8-1/9	0	2	0	0	0	10	
at Nebraska (12/31)	Y	31	5-8	0-0	1-4	0-0/0	4	3	0	2	1	11	
Michigan (1/5)	Y	27	3-7	0-0	1-2	4-1/5	3	2	0	3	1	7	
Iowa (1/12)	Y	31	4-5	0-0	2-8	1-2/3	3	0	2	3	3	10	
at Indiana (1/15)	Y	28	2-5	0-0	0-0	2-0/2	3	2	0	2	2	4	
Purdue (1/19)	Y	34	2-7	0-1	0-2	5-6/11	3	0	0	0	4	4	
at Wisconsin (1/22)	Y	28	1-1	0-0	3-5	0-1/1	1	3	0	3	5	5	
at Penn State (1/26)	Y	31	9-9	0-0	0-2	6-2/8	4	3	0	2	3	18	
N'western (1/29)	Y	36	3-6	0-0	6-11	2-6/8	1	2	0	0	2	12	
at Illinois (2/2)	Y	27	0-2	0-0	0-0	2-3/5	4	2	1	1	2	2	
Wisconsin (2/5)	Y	30	1-4	0-0	0-0	1-5/6	2	3	0	2	2	2	
Indiana (2/9)	Y	9	3-3	0-0	0-0	1-1/2	0	3	0	1	3	6	
Totals		20/20	593	63-114	2-4	26-59	54-54/108	43	43	14	30	45	154

### 1998-1999 Game by Game

Opponent (Date)	Start	Min.	Fg-Fa	3g-3a	Ftm-Fta	O-D/T	Pf.	To.	Blk.	Stl.	Asst.	Pts.
Totals												

### 1996-1997 Game by Game (Oregon State)

Opponent (Date)	Start	Min.	Fg-Fa	3g-3a	Ftm-Fta	O-D/T	Pf.	To.	Blk.	Stl.	Asst.	Pts.
Portland	Y	28	2-3	0-0	7-10	x-x/3	2	5	0	2	5	11
at Nebraska	Y	34	3-10	1-1	1-2	x-x/5	1	2	0	1	1	8
at Long Beach State	Y	34	4-5	0-1	0-1	x-x/5	4	6	0	2	2	8
Azusa Pacific	Y	18	1-2	0-0	0-1	x-x/4	5	3	0	1	1	2
Portland State	Y	22	0-3	0-1	0-0	x-x/1	1	0	0	2	4	0
Texas	Y	31	3-5	0-0	2-5	x-x/6	5	3	1	0	0	8
at N'western Illinois	Y	27	3-6	0-0	6-7	x-x/4	3	3	2	2	0	12
at Bradley	Y	17	0-1	0-0	0-							



# KEVIN BURLESON

Sophomore • Guard  
6-3 • 190

Seattle, Washington  
O'Dea High School



### 2000-01

- Had a season-high and team game-high six assists at Marquette (12/7/00)
- Recorded a season-high five rebounds and a block against Morris Brown (12/4/00)
- One of four players in double figures vs. Georgia (11/19/00)
- Tied his season-high point total (10), with all the points in the first half, in the win over Florida State (11/29/00)

### 1999-2000

- Stepped up against Illinois (2/17/00) and scored in double figures for the second consecutive game by shooting 50 percent from three-point territory
- Led the team in free-throw percentage (.870) and was nearly flawless from the stripe in conference games (21-23)
- Served up five assists and pounded out career-highs with two blocks and 35 minutes played at Penn State (1/26/00)
- Posted some good numbers at Nebraska (12/31/99) by shooting 8-16 from the field (5-11 from three-point range) and scoring a career-high 23 points
- Set a career-high with five steals at Georgia (12/28/99)
- Recorded a personal best eight rebounds vs. Furman (12/23/99)
- Put up career numbers against Morehead State (11/27/99) by going 60 percent from the field, dishing out seven assists and adding three steals
- Scored 16 points in 19 minutes in his debut as a Golden Gopher (Texas-Arlington 11/20/99)

- Was 4-of-7 from behind the arc against Texas-Arlington (11/20/99)
- His father (Al Burleson) was a NFL defensive back for the L.A. Rams and New Orleans Saints
- A two-time academic honor selection at O'Dea High School in Washington

### BURLESON'S SEASON BESTS

**Minutes:** 27 at Hawaii Pacific (11/24/00)  
**Points:** 10 two times; last vs. FSU (11/29/00)  
**Rebounds:** 5 vs. Morris Brown (12/4/00)  
**Assists:** 6 at Marquette (12/7/00)  
**Steals:** 3 vs. Georgia (11/19/00)  
**Blocks:** 1 vs. Morris Brown (12/4/00)

### BURLESON'S CAREER BESTS

**Minutes:** 35 at Penn State (1/26/00)  
**Points:** 23 at Nebraska (12/31/99)  
**Rebounds:** 8 vs. Furman (12/23/99)  
**Assists:** 7 vs. Morehead State (11/27/99)  
**Steals:** 5 at Georgia (12/28/99)  
**Blocks:** 2 at Penn State (1/26/00)

### 2000-2001 Game by Game

Opponent (Date)	Start	Min.	Fg	Fa	3g	3a	Ftm	Fta	O-D/T	Pf	To	Blk	Stl	Asst	Pts	
UNCG (11/17)	N	18	3	6	0	2	1	1	0-0/0	2	0	0	2	4	7	
Georgia (11/19)	N	18	3	5	1	3	3	4	0-1/1	3	2	0	3	2	10	
vs. Hawaii Pac (11/24)	N	27	2	3	2	3	0	0	1-2/3	3	4	0	0	3	6	
vs. TCU (11/25)	N	17	2	2	2	2	2	2	1-1/2	2	0	0	0	3	8	
vs. Georgetown (11/26)	N	20	0	4	0	1	0	0	0-3/3	1	1	0	0	3	0	
at Florida St (11/29)	N	18	4	5	2	3	0	1	0-0/0	1	1	0	0	2	10	
Morris Brown (12/4)	N	25	2	4	1	3	2	2	0-5/5	3	3	1	1	3	7	
at Marquette (12/7)	N	24	0	2	0	2	0	0	0-1/1	3	0	0	2	6	0	
Bethune Cook (12/9)	N	18	1	3	0	2	1	2	1-2/3	2	1	0	2	3	3	
La Tech (12/12)																
Dartmouth (12/22)																
Nebraska (12/28)																
Centenary (12/30)																
at Illinois (1/3)																
Wisconsin (1/6)																
at Ohio State (1/13)																
Purdue (1/17)																
Indiana (1/20)																
Iowa (1/22)																
at Purdue (1/27)																
at Iowa (1/31)																
Ohio State (2/3)																
at N'western (2/6)																
Mich State (2/10)																
Penn State (2/14)																
at Michigan (2/17)																
at Wisconsin (2/21)																
at Indiana (2/28)																
Illinois (3/3)																
<b>Totals</b>		0/9	185	17	34	8	21	9	12	3-15/18	20	12	1	10	29	51

### 1999-2000 Game by Game

Opponent (Date)	Start	Min.	Fg	Fa	3g	3a	Ftm	Fta	O-D/T	Pf	To	Blk	Stl	Asst	Pts		
UT-Arlington (11/20)	N	19	5	10	4	7	2	2	2-4/6	2	3	0	1	1	16		
Marquette (11/23)	Y	23	1	4	0	3	3	4	0-2/2	3	1	1	1	1	5		
Morehead St. (11/27)	Y	29	3	5	2	4	3	4	0-2/2	3	1	1	3	7	11		
Virginia (11/30)	Y	34	2	8	1	5	4	5	0-4/4	1	2	1	0	2	9		
Valparaiso (12/4)	Y	24	1	5	1	5	1	2	0-0/0	2	0	0	0	1	4		
Maine (12/11)	Y	23	5	8	1	2	0	0	2-3/5	4	1	0	1	3	11		
at Oregon (12/18)	Y	28	3	7	2	5	4	4	1-3/4	1	2	0	2	3	12		
Furman (12/23)	Y	24	3	8	2	6	0	0	3-5/8	2	1	0	0	3	8		
at Georgia (12/28)	Y	24	2	6	1	4	0	0	2-0/2	2	1	0	5	1	5		
at Nebraska (12/31)	Y	29	8	16	5	11	2	2	1-1/2	4	3	0	0	4	23		
Michigan (1/5)	Y	20	5	12	0	5	2	2	0-2/2	3	2	0	1	1	12		
at Ohio State (1/9)	Y	24	2	9	1	6	0	0	1-1/2	5	2	1	1	0	5		
Iowa (1/12)	Y	21	2	6	1	4	3	3	1-1/2	5	1	0	1	0	8		
at Indiana (1/15)	Y	30	3	11	3	6	2	2	0-1/1	2	0	0	1	1	11		
Purdue (1/19)	Y	29	3	9	1	3	2	2	0-1/1	4	2	0	0	3	9		
at Wisconsin (1/22)	Y	21	0	5	0	3	0	0	0-1/1	5	3	0	0	0	0		
at Penn State (1/26)	Y	35	2	9	2	7	0	0	1-2/3	3	1	2	1	5	6		
Northwestern (1/29)	Y	21	2	6	2	5	2	2	2-2/4	3	2	0	0	1	8		
at Illinois (2/2)	Y	18	1	5	1	3	2	2	0-0/0	3	1	0	1	0	5		
Wisconsin (2/5)	Y	17	2	6	0	3	1	1	0-0/0	1	1	0	0	0	5		
Indiana (2/9)	Y	26	3	9	2	4	2	2	0-1/1	2	1	1	1	5	10		
Illinois (2/17)	Y	32	5	10	3	6	2	2	1-3/4	1	2	0	1	1	15		
at Purdue (2/19)	Y	29	3	13	1	6	1	2	3-1/4	4	1	0	2	3	8		
at Seton Hall (2/23)	N	23	2	8	1	7	0	0	2-0/2	1	4	0	0	0	5		
at Iowa (2/27)	Y	28	4	9	4	7	2	2	0-3/3	5	0	0	1	5	14		
at Michigan St. (3/2)	N	22	1	5	1	4	0	0	1-1/2	1	0	1	1	3	3		
Ohio State (3/4)	N	16	4	8	1	3	0	1	3-0/3	5	0	0	0	0	9		
vs. Iowa (3/9)*	N	27	4	5	1	2	0	0	2-2/4	1	1	0	2	3	9		
<b>Totals</b>		23/28	696	81	222	44	136	43	46	28	46/74	78	39	8	27	57	246

\* Big Ten Tournament

### BURLESON'S CAREER STATISTICS


Season	Gp	Gs	Min	Avg	Fg-Fga (%)	3-POINT		REBOUNDS		Ft-Fta (%)	O- D/Tot	Avg	High	Asst	Stl	Blk	To	Pf/Dq	Pts	Avg	High	
						Fg-Fga (%)	Fg-Fga (%)	Avg	High													
1998-1999																						
1999-2000	28	23	696	24.9	81-222(.365)	44-136(.324)	40-46(.870)	28-46/74	2.6	8	57	27	8	39	78/5	246	8.8	23				
2000-2001	9	0	185	20.6	17-34(.500)	8-21(.381)	9-12(.750)	3-15/18	2.0	5	29	10	1	12	20/0	51	5.7	10				
<b>Career</b>	<b>37</b>	<b>23</b>	<b>881</b>	<b>23.8</b>	<b>98-256(.383)</b>	<b>52-157(.331)</b>	<b>49-58(.845)</b>	<b>31-61/92</b>	<b>2.5</b>	<b>8</b>	<b>86</b>	<b>37</b>	<b>9</b>	<b>51</b>	<b>98/5</b>	<b>297</b>	<b>8.0</b>	<b>23</b>				



# KERWIN FLEMING

Junior • Guard  
6-3 • 180

Chicago, Illinois  
Kennedy King JC/Hillcrest High School



### 2000-2001

- Scored a season-high nine points in win over Bethune Cookman (12/9/00)
- Had first career start as a Golden Gopher vs. Morris Brown (12/4/00)
- Scored a then season-high five points against TCU (11/25/00)
- Played his first Golden Gopher minutes when he came off the bench to help Minnesota gain control of the game vs. UNC-Greensboro (11/17/00)
- A multi-dimensional player who can play either guard position
- Has excellent outside shooting skills

### Junior College

- Is a good fit for Minnesota's style of play
- was ranked the No. 1 junior college point guard in the country by the *Sporting News* magazine
- Can hit the perimeter shot or penetrate and score
- Led Kennedy-King Junior College to both a region championship and a fourth-place finish at the national junior college tournament
- Averaged 19.1 points, 6.2 assists, and 2.1 steals per game last season
- Averaged 16.2 points and 9.1 assists per game as a freshman junior college player

- Teams were a combined 50-15 in his two seasons at Kennedy-King JC

### High School

- Led his team to the Class 2AA Illinois State Basketball Tournament as a senior
- Averaged 14.2 points and 6.3 assists per game while playing point guard
- Majoring in speech communications

### FLEMING'S SEASON BESTS

**Minutes:** 22 vs. Morris Brown (12/4/00)  
**Points:** 9 vs. Bethune Cookman (12/9/00)  
**Rebounds:** 2 two times; last vs. BCC (12/9/00)  
**Assists:** 1 five times; last vs BCC (12/4/00)  
**Steals:** 2 vs. Morris Brown (12/4/00)  
**Blocks:** 1 vs. Bethune Cookman (12/9/00)

### FLEMING'S CAREER BESTS

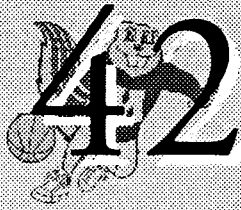
**Minutes:** 22 vs. Morris Brown (12/4/00)  
**Points:** 9 vs. Bethune Cookman (12/9/00)  
**Rebounds:** 2 two times; last vs. BCC (12/9/00)  
**Assists:** 1 five times; last vs BCC (12/4/00)  
**Steals:** 2 vs. Morris Brown (12/4/00)  
**Blocks:** 1 vs. Bethune Cookman (12/9/00)

### 2000-2001 Game by Game

Opponent (Date)	Start	Min.	Fg.	Fa	3g.	3a	Ftm.	Fta	O-D/T	Pf.	To.	Blk.	Stl.	Asst.	Pts.
UNCG (11/17)	N	10	1-	3	1-	2	0-	0	0-0/0	0	0	0	1	0	3
Georgia (11/19)	N	7	1-	3	0-	1	0-	0	0-2/2	0	1	0	0	1	2
vs. Hawai'i Pac (11/24)	N	11	0-	3	0-	1	0-	0	0-0/0	1	0	0	0	1	0
vs. TCU (11/25)	N	11	1-	2	1-	2	2-	2	0-1/1	2	1	0	0	1	5
vs. Georgetown (11/26)	N	10	0-	3	0-	1	1-	2	0-0/0	1	0	0	0	1	1
at Florida St (11/29)	N	9	1-	2	0-	0	2-	5	0-1/1	0	0	0	0	0	4
Morris Brown (12/4)	Y	22	1-	6	1-	3	0-	0	0-1/1	1	2	0	2	1	3
at Marquette (12/7)	N	6	0-	2	0-	2	0-	0	0-0/0	2	0	0	0	0	0
Bethune Cook (12/9)	N	18	3-	5	1-	3	2-	2	0-2/2	2	0	1	0	1	9
La Tech (12/12)															
Dartmouth (12/22)															
Nebraska (12/28)															
Centenary (12/30)															
at Illinois (1/3)															
Wisconsin (1/6)															
at Ohio State (1/13)															
Purdue (1/17)															
Indiana (1/20)															
Iowa (1/22)															
at Purdue (1/27)															
at Iowa (1/31)															
Ohio State (2/3)															
at N'western (2/6)															
Mich State (2/10)															
Penn State (2/14)															
at Michigan (2/17)															
at Wisconsin (2/21)															
at Indiana (2/28)															
Illinois (3/3)															
<b>Totals</b>		1/9	104	8-29	4-15	7-11			0-7/7	9	4	1	3	6	27

### FLEMING'S CAREER STATISTICS


Season	Gp	Gs	Min	Avg	3-POINT			REBOUNDS							Pts	Avg	High				
					Fg-Fga (%)	Fg-Fga (%)	Ft-Fta (%)	O-	D/Tot	Avg	High	Asst	Stl	Blk				To	Pf/Dq		
2000-2001	9	1	104	11.6	8-	29(.276)	4-15(.267)	7-	11(.636)	0-	7/7	.8	2	6	3	1	4	9/0	27	3.0	9
Career	9	1	104	11.6	8-	29(.276)	4-15(.267)	7-	11(.636)	0-	7/7	.8	2	6	3	1	4	9/0	27	3.0	9



# JEFF HAGEN

Freshman • Center  
6-11 • 250

Minnetonka, Minnesota  
Hopkins High School



### 2000-2001

- Recorded two blocks in five minutes against Bethune Cookman (12/9/00)
- Surprised everyone by coming off the bench vs. UNC-Greensboro (11/17/00) and scoring 11 points in 14 minutes, including a 7-8 performance from the free-throw line in his Golden Gopher debut
- Walk-on post player with excellent size who is physically ready to contribute as a true freshman
- A strong rebounder with great fundamentals
- Has a nice shooting touch
- Runs the floor well for a big man

### High School

- Named all-conference and all-state as a senior
- Led his team to 22-7 and 22-2 records in his two years of varsity competition
- Averaged 16.2 points, 9 rebounds, and 3.12 blocks per game his senior year
- Shot 66 percent (159-for-241) from the floor and 78 percent (71-for-91) from the free-throw line last season
- Bettered both the 300-point (389) and 300-rebound (331) mark his final year as a prep

- Played Minnesota select summer league ball

### HAGEN'S SEASON BESTS

**Minutes:** 14 vs. UNC Greensboro (11/17/00)  
**Points:** 11 vs. UNC Greensboro (11/17/00)  
**Rebounds:** 2 vs. UNC Greensboro (11/17/00)  
**Assists:** N/A  
**Steals:** 1 vs. UNC Greensboro (11/17/00)  
**Blocks:** 2 two times; last vs. BCC (12/9/00)

### HAGEN'S CAREER BESTS

**Minutes:** 14 vs. UNC Greensboro (11/17/00)  
**Points:** 11 vs. UNC Greensboro (11/17/00)  
**Rebounds:** 2 vs. UNC Greensboro (11/17/00)  
**Assists:** N/A  
**Steals:** 1 vs. UNC Greensboro (11/17/00)  
**Blocks:** 2 two times; last vs. BCC (12/9/00)

### 2000-2001 Game by Game

Opponent (Date)	Start	Min.	Fg- Fa	3g- 3a	Ftm- Fta	O-D/T	Pf.	To.	Blk.	Stl.	Asst.	Pts.
UNCG (11/17)	N	14	2- 5	0- 0	7- 8	1-1/2	2	0	2	1	0	11
Georgia (11/19)	N	7	1- 1	0- 0	0- 0	0-1/1	0	0	0	0	0	2
vs. Hawai'i Pac (11/24)	N	2	0- 0	0- 0	0- 0	0-0/0	0	0	0	0	0	0
vs. TCU (11/25)			<i>Did Not Play</i>									
vs. Georgetown (11/26)			<i>Did Not Play</i>									
at Florida St (11/29)	N	1	0- 0	0- 0	0- 0	0-0/0	1	1	0	0	0	0
Morris Brown (12/4)	N	1	0- 1	0- 1	0- 0	0-0/0	0	0	0	0	0	0
at Marquette (12/7)			<i>Did Not Play</i>									
Bethune Cook (12/9)	N	5	1- 3	0- 0	0- 2	0-0/0	3	0	2	0	0	2
La Tech (12/12)												
Dartmouth (12/22)												
Nebraska (12/28)												
Centenary (12/30)												
at Illinois (1/3)												
Wisconsin (1/6)												
at Ohio State (1/13)												
Purdue (1/17)												
Indiana (1/20)												
Iowa (1/22)												
at Purdue (1/27)												
at Iowa (1/31)												
Ohio State (2/3)												
at N'western (2/6)												
Mich State (2/10)												
Penn State (2/14)												
at Michigan (2/17)												
at Wisconsin (2/21)												
at Indiana (2/28)												
Illinois (3/3)												
<b>Totals</b>		0/6	30	4- 10	0- 1	7- 10	1-2/3	6	1	4	1	0 15

### HAGEN'S CAREER STATISTICS


Season	Gp	Gs	Min	Avg	3-POINT			REBOUNDS							Pts	Avg	High				
					Fg-Fga (%)	Fg-Fga (%)	Ft-Fta (%)	O-	D/Tot	Avg	High	Asst	Stl	Blk				To	Pf/Dq		
2000-2001	6	0	30	5.0	4-	10(.400)	0- 1 (.000)	7-	10(.700)	1-	2/ 3	0.6	2	0	1	4	1	6/0	15	2.5	11
Career	6	0	30	5.0	4-	10(.400)	0- 1 (.000)	7-	10(.700)	1-	2/ 3	0.6	2	0	1	4	1	6/0	15	2.5	11



# DUSTY RYCHART

Junior • Forward  
6-7 • 210

Grand Rapids, Minnesota  
Grand Rapids High School



### 2000-2001

- Has made 15 consecutive free throws spanning the last four games and is 17-for-18 from the line in the last six contests
- Currently sixth in the Big Ten in scoring (17.0 points per game)
- One of four players to score in double figures (17) against Bethune Cookman (12/9/00). Also pulled down a team-high six rebounds.
- Scored six of the team's nine points in overtime at Marquette (12/7/00) and led the team with 15 points in the game
- Tied Terrance Simmons for a team-high 17 points in win over Morris Brown (12/4/00); was a perfect 7-of-7 from the free throw line
- Nabbed a season-high 11 rebounds in loss to Georgetown (11/26/00)
- Followed career-high night with his first double-double of the season with 32 points and 10 rebounds vs. TCU (11/25/00)
- Scored a career-high 34 points and had nine rebounds against Hawaii Pacific (11/24/00)
- Sat out the first regular season game due to NCAA penalty for his participation in an exhibition game his redshirt year

### 1999-2000

- Hauled down a career-high 18 rebounds (nine offensive) at Seton Hall (2/23/00)
- Turned in a nearly flawless game vs. Illinois (2/17/00) when he scored 20 points on 7-11 shooting (6-6 from the free-throw line), took in two steals, eight boards and handed out three assists

- Scored in double figures in 20 of 28 games last season, and led the team in scoring (329/11.8 ppg) • week Nov. 22, for his efforts vs. Texas-Arlington (1/20/99)
- Former walk-on who earned a scholarship

### 1998-1999

- Played a career-high 35 minutes vs. Gonzaga (3/11/99) and had a career-high 17 rebounds

### High School

- As a senior, led his team to a 25-2 record and its first state tournament appearance in 72 years

### 2000-2001 Game by Game

Opponent (Date)	Start	Min.	Fg.	Fa	3g.	3a	Ftm.	Fta	O-D/T	Pf.	To.	Blk.	Stl.	Ass.	Pts.
UNCG (11/17)	N	20	2	5	1	1	2	4	1-1/2	2	3	0	2	0	7
Georgia (11/19)	N	20	2	5	1	1	2	4	1-1/2	2	3	0	2	0	7
vs. Hawai'i Pac (11/24)	Y	29	12	15	1	1	9	9	6-3/9	1	2	0	1	1	34
vs. TCU (11/25)	Y	31	11	16	0	2	10	13	4-6/10	3	3	0	0	4	32
vs. Georgetown (11/26)	Y	37	2	11	0	4	2	2	2-9/11	1	3	0	0	1	6
at Florida St (11/29)	Y	35	2	11	0	2	4	5	4-5/9	1	2	0	1	4	8
at Morris Brown (12/4)	Y	33	5	12	0	0	7	7	4-4/8	0	2	0	2	1	17
at Marquette (12/7)	Y	40	7	14	0	1	1	1	4-3/7	1	1	0	0	0	15
Bethune Cook (12/9)	Y	22	7	11	0	0	3	3	1-5/6	2	2	0	1	0	17
La Tech (12/12)															
Dartmouth (12/22)															
Nebraska (12/28)															
Centenary (12/30)															
at Illinois (1/3)															
Wisconsin (1/6)															
at Ohio State (1/13)															
Purdue (1/17)															
Indiana (1/20)															
Iowa (1/22)															
at Purdue (1/27)															
at Iowa (1/31)															
Ohio State (2/3)															
at N'western (2/6)															
Mich State (2/10)															
Penn State (2/14)															
at Michigan (2/17)															
at Wisconsin (2/21)															
at Indiana (2/28)															
Illinois (3/3)															
<b>Totals</b>		7/8	247	48	91	2	11	38	26-36/62	11	18	1	7	11	136

### 1998-1999 Game by Game

Opponent (Date)	Start	Min.	Fg.	Fa	3g.	3a	Ftm.	Fta	O-D/T	Pf.	To.	Blk.	Stl.	Ass.	Pts.
Appalachian St (11/21)	N	17	5	10	0	0	1	2	1-3/4	2	3	0	1	2	11
Seton Hall (11/24)	N	7	0	0	0	0	2	2	1-1/2	0	1	0	2	0	2
Winthrop (11/28)	Y	12	0	2	0	0	1	2	0-1/1	1	1	0	0	1	1
Oregon State (11/30)	N	4	1	3	0	0	0	0	0-0/0	0	0	0	0	0	2
at Fresno State (12/4)	N	1	0	1	0	0	0	0	1-0/1	1	0	0	0	0	0
East. Michigan (12/12)	N	5	0	0	0	0	2	2	0-1/1	0	0	1	0	0	2
at Nebraska (12/19)	N	2	0	0	0	0	0	0	0-1/1	0	0	0	0	0	0
Sacramento St. (12/29)	N	5	2	3	0	0	0	0	0-1/1	2	1	0	0	1	4
Penn State (1/9)	N	6	0	2	0	0	0	0	0-1/1	2	0	0	0	0	0
at Michigan St. (1/13)	N	1	0	0	0	0	0	0	0-0/0	0	0	0	0	0	0
Iowa (1/16)	N	3	0	0	0	0	0	0	1-0/1	0	0	0	0	0	0
at Ohio State (1/23)	N	2	0	1	0	0	0	0	0-1/1	0	0	0	0	0	0
Illinois (2/3)	N	4	0	1	0	0	0	0	0-0/0	2	0	0	0	0	0
at Iowa (2/10)	N	21	1	5	0	0	2	5	4-2/6	3	1	0	3	2	4
Michigan State (2/13)	N	17	4	5	0	0	2	2	3-3/6	3	2	0	0	1	10
at Penn State (2/17)	N	11	3	5	0	0	5	5	1-0/1	1	1	0	0	0	11
at Purdue (2/23)	N	13	2	4	0	0	1	2	3-4/7	4	4	0	0	0	5
Purdue (2/25)	N	11	1	3	0	0	0	0	2-1/3	1	0	0	2	2	2
at Northwestern (2/27)	N	10	0	0	0	0	0	0	1-1/2	1	2	0	1	1	0
vs. Illinois (3/4)	N	7	0	0	0	0	3	4	1-2/3	1	0	0	0	1	3
vs. Gonzaga (3/11)#	Y	35	10	18	0	1	3	4	8-9/17	3	0	0	2	0	23
<b>Totals</b>		2/21	194	29	63	0	2	22	27-32/59	27	19	1	11	10	80

\* Big Ten Tournament  
# NCAA Tournament

### RYCHART'S SEASON BESTS


**Minutes:** 40 at Marquette (12/7/00)  
**Points:** 34 at Hawaii Pacific (11/24/00)  
**Rebounds:** 11 vs. Georgetown (11/26/00)  
**Assists:** 4 two times; last vs. FSU (11/29/00)  
**Steals:** 2 two times; last vs. Morris Brown (12/4/00)  
**Blocks:** 1 at Marquette (12/7/00)

### RYCHART'S CAREER BESTS

**Minutes:** 40 at Marquette (12/7/00)  
**Points:** 34 at Hawaii Pacific (11/24/00)  
**Rebounds:** 18 at Seton Hall (2/23/00)  
**Assists:** 4 two times; last vs. FSU (11/29/00)  
**Steals:** 3 six times; last at Purdue (2/19/00)  
**Blocks:** 1 four times; last at Marquette (12/7/00)

### 1999-2000 Game by Game


Opponent (Date)	Start	Min.	Fg.	Fa	3g.	3a	Ftm.	Fta	O-D/T	Pf.	To.	Blk.	Stl.	Ass.	Pts.
UT-Arlington (11/20)	Y	27	10	14	0	0	2	4	6-7/13	2	2	0	3	1	22
Marquette (11/23)	Y	34	7	14	0	0	8	12	6-6/12	1	3	0	2	2	22
Morehead St. (11/27)	Y	32	6	8	0	0	0	0	2-5/7	4	2	0	3	3	12
Virginia (11/30)	Y	24	4	7	0	0	0	1	3-5/8	5	0	0	0	2	8
Valparaiso (12/4)	Y	33	5	9	1	1	1	3	3-4/7	3	7	0	3	1	12
Maine (12/11)	Y	23	6	11	0	0	4	5	2-4/6	0	1	0	3	2	16
at Oregon (12/18)	Y	25	3	4	0	0	4	6	1-2/3	2	1	0	0	1	10
Furman (12/23)	Y	16	5	10	0	0	1	1	3-5/8	4	2	0	0	0	11
at Georgia (12/28)	Y	13	6	13	1	1	1	1	3-5/8	4	1	0	0	0	14
at Nebraska (12/31)	Y	27	5	10	0	1	0	0	5-6/11	4	1	0	1	3	10
Michigan (1/5)	Y	14	4	7	0	0	2	2	3-2/5	3	3	0	1	1	10
at Ohio State (1/9)	Y	20	3	11	0	0	0	0	2-5/7	3	0	0	0	0	6
Iowa (1/12)	Y	25	5	13	0	0	1	2	1-6/7	2	1	0	0	1	11
at Indiana (1/15)	Y	23	4	6	0	0	1	2	3-8/11	4	4	0	0	3	9
Purdue (1/19)	Y	22	9	12	0	0	1	2	2-3/5	4	1	0	1	0	19
at Wisconsin (1/22)	Y	23	8	12	0	0	2	3	1-2/3	4	0	0	0	1	18
at Penn State (1/26)	Y	24	4	7	1	1	0	0	3-3/6	5	3	0	0	3	9
Northwestern (1/29)	Y	26	2	6	0	0	3	7	3-5/8	4	3	0	0	2	7
at Illinois (2/2)	Y	20	1	3	0	0	2	2	2-4/6	0	6	0	0	0	4
Wisconsin (2/5)	Y	30	4	11	0	1	2	2	3-7/10	2	3	0	1	4	10
Indiana (2/9)	Y	13	1	3	0	0	0	0	0-2/2	4	2	0	0	1	2
Illinois (2/17)	Y	28	7	11	0	0	6	6	4-4/8	5	0	0	2	3	20
at Purdue (2/19)	Y	24	2	6	0	2	4	5	1-3/4	2	5	0	3	1	8
at Seton Hall (2/23)	Y	29	4	17	0	0	3	4	9-9/18	2	3	1	0	0	11
at Iowa (2/27)	Y	25	4	8	0	0	2	3	1-6/7	1	3	1	1	2	10
at Michigan St. (3/2)	Y	21	4	6	0	0	2	2	0-2/2	3	1	0	0	0	10
Ohio State (3/4)	Y	25	4	6	0	0	2	2	5-7/12	4	0	0	0	2	10
vs. Iowa (3/9)*	Y	30	6	14	0	0	6	7	6-10/16	4	4	0	1	3	18
<b>Totals</b>		28/28	676	133	259	3	7	60	83-137/220	85	62	2	25	42	329



# SHANE SCHILLING

Sophomore • Guard/Forward  
6-6 • 200

Minnetonka, Minnesota  
Minnetonka High School



### 2000-2001

- Returned from injury to play 34 minutes and score eight points at Marquette (12/7/00)
- Missed Morris Brown game (12/4/00) due to an ankle injury
- Tied his season-high point total with 14 against TCU (11/25/00)
- After going one for his first 10 shots, came back to drop his next four and lead the team in scoring with 14 points - also tied a career-high with 2 blocks - vs. UNC Greensboro (11/17/00)

### 1999-2000

- Scored career-highs with 16 points and 33 minutes played in the regular season finale against Ohio State (3/4/00)
- Tallied career numbers at Seton Hall (2/23/00) by bringing down eight rebounds, rejecting two shot attempts and dishing out five assists in 33 minutes of play
- Made his first career start vs. Illinois (2/17/00) and scored 14 points, one block and a career-high five assists
- Rose to the challenge vs. Indiana (2/9/00) and drained three crucial three-pointers en route to 13 points, three steals and 29 minutes played

### High School

- Outstanding athlete who played on one of the top high school programs in the nation
- As both a junior and senior, his team was ranked nationally all season
- Led Minnetonka High School (Minn.) to a state championship his junior year
- Was the *Associated Press* Player of the Year in Minnesota for the 1999 season

- Was a two-time all-metro and all-state selection, and the 1999 *Sar Tribune* Metro Player of the Year
- Received McDonald's All-American honorable mention, and was rated the 33rd best incoming player by *Street and Smith* magazine
- Holds Minnetonka's school records for all-time scoring (1,882 points), points in a season (700, 1997-98), single-game points (48 vs. Rochester Mayo, 1997), field goals and field goals made
- Averaged 26.5 ppg and 7.1 rpg during his high school career
- Has a 36-inch vertical leap

### SCHILLING'S SEASON BESTS

**Minutes:** 34 at Marquette [12/27/00]  
**Points:** 14 two times; last vs. TCU [11/25/00]  
**Rebounds:** 6 vs. UNC Greensboro [11/17/00]  
**Assists:** 4 two times; last at HPU [11/24/00]  
**Steals:** 3 vs. Georgia [11/19/00]  
**Blocks:** 2 vs. UNC Greensboro [11/17/00]

### SCHILLING'S CAREER BESTS

**Minutes:** 34 at Marquette [12/27/00]  
**Points:** 16 vs. Ohio State [3/4/00]  
**Rebounds:** 8 at Seton Hall [2/23/00]  
**Assists:** 5 twice; last at Seton Hall [2/23/00]  
**Steals:** 3 two times; last vs. Georgia [11/19/00]  
**Blocks:** 2 twice; last vs. UNCG [11/17/00]

### 2000-2001 Game by Game

Opponent (Date)	Start	Min.	Fg-Fa	3g-3a	Ftm-Fta	O-D/T	Pf.	To.	Blk.	Stl.	Asst.	Pts.
UNCG (11/17)	Y	25	5-14	1-3	3-4	2-4/6	2	1	2	1	3	14
Georgia (11/19)	Y	29	3-8	2-3	2-2	0-5/5	2	3	1	3	4	10
vs. Hawai'i Pac (11/24)	Y	28	6-11	1-2	0-0	1-1/2	3	1	1	1	4	13
vs. TCU (11/25)	Y	29	6-10	2-4	0-0	0-3/3	2	5	0	0	1	14
vs. Georgetown (11/26)	Y	19	1-6	1-4	0-0	0-2/2	0	2	0	1	1	3
at Florida St (11/29)	Y	22	3-9	1-2	1-1	0-3/3	4	0	0	1	1	8
Morris Brown (12/4)	Did not play											
at Marquette (12/7)	Y	34	3-11	2-4	0-0	0-2/2	1	3	1	0	3	8
Bethune Cook (12/9)	Y	21	3-6	2-3	1-2	0-0/0	3	4	0	0	1	9
La Tech (12/12)												
Dartmouth (12/22)												
Nebraska (12/28)												
Centenary (12/30)												
at Illinois (1/3)												
Wisconsin (1/6)												
at Ohio State (1/13)												
Purdue (1/17)												
Indiana (1/20)												
Iowa (1/22)												
at Purdue (1/27)												
at Iowa (1/31)												
Ohio State (2/3)												
at N'western (2/6)												
Mich State (2/10)												
Penn State (2/14)												
at Michigan (2/17)												
at Wisconsin (2/21)												
at Indiana (2/28)												
Illinois (3/3)												
<b>Totals</b>	<b>8/8</b>	<b>207</b>	<b>30-75</b>	<b>12-25</b>	<b>7-9</b>	<b>3-20/23</b>	<b>17</b>	<b>19</b>	<b>5</b>	<b>7</b>	<b>18</b>	<b>79</b>

### 1999-2000 Game by Game

Opponent (Date)	Start	Min.	Fg-Fa	3g-3a	Ftm-Fta	O-D/T	Pf.	To.	Blk.	Stl.	Asst.	Pts.
UT-Arlington (11/20)	N	15	2-6	1-3	4-4	0-0/0	2	2	0	0	1	9
Marquette (11/23)	N	11	0-0	0-0	0-0	1-0/1	1	1	1	1	1	0
Maine (12/11)	N	12	3-5	2-2	0-0	1-2/3	2	1	0	1	1	8
at Oregon (12/18)	N	9	0-2	0-1	0-0	0-1/1	2	0	0	0	0	0
Furman (12/23)	N	12	1-3	0-0	2-3	0-0/0	0	1	1	0	1	4
at Georgia (12/28)	N	9	1-5	0-1	0-0	1-0/1	0	0	0	0	1	2
at Nebraska (12/31)	N	9	1-4	1-3	0-0	0-0/0	0	0	0	0	0	3
Michigan (1/5)	N	13	1-3	0-1	2-2	0-0/0	1	2	0	1	2	4
at Ohio State (1/9)	N	24	3-5	2-2	0-0	2-1/3	4	3	0	1	1	8
Iowa (1/12)	N	9	1-3	0-0	0-0	0-0/0	1	0	0	0	0	2
at Indiana (1/15)	N	12	0-2	0-1	0-2	1-0/1	0	1	0	0	0	0
Purdue (1/19)	N	3	0-0	0-0	0-0	0-0/0	1	1	0	0	0	0
at Wisconsin (1/22)	N	16	2-5	0-2	2-2	0-5/5	3	3	0	1	1	6
at Penn State (1/26)	N	9	1-2	1-1	2-2	0-0/0	2	1	0	0	5	2
Northwestern (1/29)	N	6	0-3	0-0	0-0	0-0/0	2	0	0	0	0	0
at Illinois (2/2)	N	17	2-2	0-0	0-0	1-5/6	3	1	0	0	0	4
Wisconsin (2/5)	N	14	2-4	0-2	0-0	0-0/0	3	0	0	1	1	4
Indiana (2/9)	N	29	5-11	3-6	0-0	3-0/3	4	0	1	3	1	13
Illinois (2/17)	Y	28	4-10	0-2	6-8	1-2/3	0	1	1	0	5	14
at Purdue (2/19)	Y	22	6-8	0-1	3-3	1-3/4	4	7	0	1	0	15
at Seton Hall (2/23)	Y	33	3-12	0-3	0-2	2-6/8	4	3	2	0	5	6
at Iowa (2/27)	Y	23	3-10	0-3	2-2	0-3/3	4	3	0	2	1	8
at Michigan St. (3/2)	Y	29	4-14	0-4	1-1	0-4/4	2	1	0	0	0	9
Ohio State (3/4)	Y	33	6-18	1-4	3-4	2-0/2	2	1	1	0	1	16
vs. Iowa (3/9)*	Y	25	6-11	1-3	2-2	0-0/0	5	2	0	3	1	15
<b>Totals</b>	<b>7/25</b>	<b>422</b>	<b>57-148</b>	<b>12-45</b>	<b>29-37</b>	<b>16-32/48</b>	<b>52</b>	<b>35</b>	<b>7</b>	<b>15</b>	<b>25</b>	<b>155</b>

\* Big Ten Tournament

### SCHILLING'S CAREER STATISTICS


Season	Gp	Gs	Min	Avg	Fg-Fga (%)	3-POINT			REBOUNDS							Pts Avg	High		
						Fg-Fga (%)	Ft-Fta (%)	O- D/Tot	Avg	High	Asst	Stl	Blk	To	Pf/Dq				
1999-2000	25	7	422	16.9	57-148 (.385)	12-45 (.267)	29- 37 (.784)	16-	32/ 48	1.9	8	25	15	7	35	52/1	155	6.2	15
2000-2001	8	8	207	25.9	30- 75 (.400)	12-25 (.455)	7- 9 (.778)	3-	20/ 23	2.9	6	18	7	5	19	17/0	79	9.9	14
<b>Career</b>	<b>33</b>	<b>15</b>	<b>629</b>	<b>19.1</b>	<b>87-223 (.390)</b>	<b>24-70 (.343)</b>	<b>36- 46 (.783)</b>	<b>19-</b>	<b>52/ 71</b>	<b>2.2</b>	<b>8</b>	<b>43</b>	<b>22</b>	<b>12</b>	<b>54</b>	<b>69/1</b>	<b>234</b>	<b>7.1</b>	<b>15</b>

# 23

# TERRANCE SIMMONS

Senior • Guard  
6-3 • 185

Haughton, Louisiana  
Louisiana State/Haughton High School



### 2000-01

- Led the team with eight assists against Bethune Cookman (12/9/00)
- Made a jumper at 7:57 in the second half at Marquette (12/7/00) to give Minnesota its first lead since 18:40 in the first half and sparked the Golden Gopher comeback
- Hit a crucial three-pointer with 2:18 remaining in the game against Morris Brown (12/4/00) to give Minnesota control of the game on his way to scoring 17 points
- Ranks sixth in the conference in assists and 14th in steals
- Tied the school record for free-throw efficiency in a game by sinking all 12 of his attempts in the win over TCU (11/25/00)
- Scored a season-high 26 points in win over TCU (11/25/00)
- Led the team with 19 points in win over Florida State (11/29/00)

### 1999-2000

- His 4.07 assists per game ranked eighth in the Big Ten last season
- Played a big role in Minnesota's upset over Indiana (2/9/00) and threw out five assists, including one for the game-winning basket
- Set a career-high with two blocks and tied a season-high with two steals vs. Michigan (1/5/00)
- Scored 14 points on 6-8 shooting and tied a career-high with six boards vs. Furman (12/23/99)
- Had a career performance at Oregon (12/18/99) when he tallied a career-high 29 points in a career-high 36 minutes played
- Set a career high with eight assists against Texas-Arlington (11/20/99)

### SIMMONS' SEASON BESTS

- Minutes:** 33 vs. Morris Brown (12/4/00)
- Points:** 26 vs. TCU (11/25/00)
- Rebounds:** 6 two times; last at Marquette (12/7/00)
- Assists:** 8 vs. Bethune Cookman (12/9/00)
- Steals:** 3 vs. UNC Greensboro (11/17/00)
- Blocks:** 1 two times; last vs. FSU (11/29/00)

### SIMMONS' CAREER BESTS

(includes stats from LSU)

- Minutes:** 36 at Oregon (12/18/99)
- Points:** 29 at Oregon (12/18/99)
- Rebounds:** 8 at Seton Hall (2/23/00)
- Assists:** 8 two times; last vs. BCC (12/9/00)
- Steals:** 3 three times; last vs. UNCG (11/17/00)
- Blocks:** 2 vs. Michigan (1/5/00)

- Transfer from Louisiana State who sat out the 1997-98 season
- Louisiana State**
- Played in 29 of 30 games for the Tigers and averaged 4.2 points per game and 15 minutes per game
- High School**
- Averaged 29.1 points, 7.1 rebounds and 6.5 assists for Haughton as a senior
- Holds the school scoring record and has a career high of 52 points in a game
- Averaged 26 points per game over the span of his prep career

### 2000-2001 Game by Game

Opponent (Date)	Start	Min.	Fg-Fa	3g-3a	Ftm-Fta	O-D/T	Pf.	To.	Blk.	Stl.	Ass.	Pts.
UNCG (11/17)	Y	28	5-15	1-5	1-2	2-4/6	1	2	0	3	3	12
Georgia (11/19)	Y	28	1-7	1-3	0-0	0-1/1	1	3	0	2	7	3
vs. Hawai'i Pac (11/24)	Y	32	6-14	3-8	0-2	0-2/2	1	3	1	0	7	15
vs. TCU (11/25)	Y	32	5-12	4-8	12-12	1-3/4	1	5	0	2	1	26
vs. Georgetown (11/26)	Y	31	3-9	2-4	3-4	1-2/3	2	4	0	2	3	11
at Florida St (11/29)	Y	31	6-12	3-4	4-6	0-2/2	2	2	1	1	4	19
Morris Brown (12/4)	Y	33	7-12	3-7	0-3	0-4/4	1	4	0	2	4	17
at Marquette (12/7)	Y	27	3-10	0-3	0-0	1-5/6	1	3	0	1	4	6
Bethune Cook (12/9)	Y	22	4-6	2-3	1-2	0-4/4	1	1	0	0	8	11
La Tech (12/12)												
Dartmouth (12/22)												
Nebraska (12/28)												
Centenary (12/30)												
at Illinois (1/3)												
Wisconsin (1/6)												
at Ohio State (1/13)												
Purdue (1/17)												
Indiana (1/20)												
Iowa (1/22)												
at Purdue (1/27)												
at Iowa (1/31)												
Ohio State (2/3)												
at N'western (2/6)												
Mich State (2/10)												
Penn State (2/14)												
at Michigan (2/17)												
at Wisconsin (2/21)												
at Indiana (2/28)												
Illinois (3/3)												
<b>Totals</b>	9/9	264	40-97	19-45	21-31	5-27/32	11	27	2	13	41	120

### 1999-2000 Game by Game

Opponent (Date)	Start	Min.	Fg-Fa	3g-3a	Ftm-Fta	O-D/T	Pf.	To.	Blk.	Stl.	Ass.	Pts.
UT-Arlington (11/20)	Y	28	1-8	0-2	4-5	1-0/1	1	4	1	0	8	6
Marquette (11/23)	Y	32	3-5	0-1	5-8	1-1/2	1	2	0	2	3	11
Morehead St. (11/27)	Y	27	6-7	4-4	2-4	0-0/0	1	3	0	0	5	18
Virginia (11/30)	Y	34	3-8	2-4	7-8	0-3/3	0	1	1	1	6	15
Valparaiso (12/4)	Y	32	2-6	0-4	0-0	0-5/5	2	3	1	1	5	4
Maine (12/11)	Y	30	7-11	3-5	3-3	1-4/5	2	3	0	2	5	20
at Oregon (12/18)	Y	36	10-15	6-7	3-3	0-4/4	1	7	0	2	2	29
Furman (12/23)	Y	29	6-8	2-4	0-0	0-6/6	2	2	0	2	4	14
at Georgia (12/28)	Y	34	3-10	0-3	0-0	0-1/1	3	3	0	1	3	6
at Nebraska (12/31)	Y	32	5-13	0-6	3-4	0-2/2	3	6	0	2	5	13
Michigan (1/5)	Y	34	2-9	0-2	1-3	1-3/4	1	1	2	2	6	5
at Ohio State (1/9)	Y	35	5-14	0-2	1-3	0-2/2	1	5	0	0	4	11
Iowa (1/12)	Y	34	3-8	1-4	5-8	1-3/4	2	3	0	0	7	12
at Indiana (1/15)	Y	29	3-9	1-3	0-2	0-1/1	2	3	0	0	4	7
Purdue (1/19)	Y	35	4-14	2-6	3-4	0-4/4	4	6	1	1	5	13
at Wisconsin (1/22)	Y	22	0-3	0-2	0-0	0-2/2	3	3	0	0	1	0
at Penn State (1/26)	N	25	4-10	0-3	0-0	0-2/2	4	2	0	0	4	8
Northwestern (1/29)	Y	33	1-6	0-1	5-8	1-3/4	0	1	1	1	4	7
at Illinois (2/2)	Y	32	7-12	2-6	1-3	0-4/4	1	2	0	1	5	17
Wisconsin (2/5)	Y	35	5-8	2-4	2-2	0-0/0	3	3	0	2	1	14
Indiana (2/9)	Y	32	1-9	1-6	0-0	1-3/4	2	2	0	1	5	3
Illinois (2/17)	Y	30	2-8	0-3	2-2	0-4/4	2	2	1	1	3	6
at Purdue (2/19)	Y	30	5-10	2-4	1-2	1-1/2	1	5	0	0	0	13
at Seton Hall (2/23)	Y	34	7-15	1-4	4-4	4-4/8	2	2	0	3	6	19
at Iowa (2/27)	N	24	0-4	0-2	0-0	1-0/1	2	2	0	0	2	0
at Michigan St. (3/2)	Y	30	1-11	1-5	1-2	0-3/3	0	4	0	1	3	4
Ohio State (3/4)	Y	35	6-13	2-4	1-2	0-2/2	2	2	0	1	4	15
vs. Iowa (3/9)*	Y	35	5-12	2-5	8-9	0-1/1	3	1	0	2	6	20
<b>Totals</b>	26/28	878	107-266	34-106	62-89	13-68/81	51	83	8	29	116	310

\* Big Ten Tournament

### 1998-1999 Game by Game

Opponent (Date)	Start	Min.	Fg-Fa	3g-3a	Ftm-Fta	O-D/T	Pf.	To.	Blk.	Stl.	Ass.	Pts.
Appalachian St (11/21)	Y	23	4-9	2-2	0-2	1-2/3	0	0	0	2	1	10
Seton Hall (11/24)	Y	8	1-4	0-1	0-0	1-0/1	0	0	0	0	1	2
Winthrop (11/28)	N	25	3-7	0-1	1-3	1-2/3	0	5	0	0	2	7
Oregon State (11/30)	N	3	0-1	0-0	0-0	0-0/0	1	0	0	0	0	0
at Fresno State (12/4)	N	9	0-1	0-1	0-0	0-3/3	0	0	0	0	2	0
East. Michigan (12/12)	N	9	0-1	0-0	0-0	0-2/2	0	1	0	1	1	0
Cincinnati (12/16)	N	10	1-2	0-0	0-2	0-1/1	0	1	1	1	1	2
at Nebraska (12/19)	N	13	1-3	0-1	0-0	0-2/2	0	3	0	1	5	2
Montana State (12/22)	N	16	1-3	0-1	0-0	0-1/1	2	2	0	2	5	2
Sacramento St. (12/29)	N	20	4-8	2-4	1-2	0-2/2	1	3	0	1	5	11
Northwestern (1/6)	N	12	0-5	0-2	0-0	1-1/2	0	0	0	0	0	0
at Michigan St. (1/13)	N	5	0-0	0-0	0-0	0-1/1	0	2	0	0	0	0
Iowa (1/16)	N	6	0-1	0-0	0-1	1-2/3	1	0	0	0	2	0
Michigan (1/20)	N	9	0-1	0-1	0-0	0-0/0	2	1	0	1	1	0
at Ohio State (1/23)	N	15	2-7	0-3	0-2	1-2/3	1	3	0	0	1	4
Indiana (1/26)	N	8	0-1	0-1	0-0	0-0/0	0	1	0	0	1	0
Illinois (2/3)	N	11	2-2	0-0	0-0	1-0/1	2	1	0	1	4	2
at Michigan (2/6)	N	19	4-7	1-4	0-0	0-4/4	0	3	0	1	3	9
at Iowa (2/10)	Y	13	1-2	1-1	0-0	0-1/1	2	2	0	0	1	3
Michigan St. (2/13)	Y	15	1-2	1-2	1-2	0-2/2	2	0	0	0	2	4
at Penn State (2/17)	Y	23	2-5	1-2	0-4	0-4/4	1	2	0	1	5	5
at Purdue (2/23)	Y	8	0-2	0-0	0-0	1-2/3	1	0	0	1	0	0
Purdue (2/25)	N	6	0-2	0-0	0-0	1-0/1	1	0	0	0	0	0
vs. Illinois* (3/4)	N	4	0-0	0-0	0-0	0-0/0	1	2	0	0	0	0
vs. Gonzaga* (3/11)	N	22	3-8	0-2	0-0	0-2/2	2	1	0	0	3	6
<b>Totals</b>	6/25	312	30-84	8-29	3-18	9-36/45	20	34	1	13	45	71

\* Big Ten Tournament  
# NCAA Tournament

### 1996-1997 Game by Game (Louisiana State)

Opponent (Date)	Start	Min.	Fg-Fa	3g-3a	Ftm-Fta	O-D/T	Pf.	To.	Blk.	Stl.	Ass.	Pts.
Troy State	N	16	0-2	0-1	0-0	0-1/1	1	2	0	1	5	0
Kansas	N	7	1-3	1-2	0-0	0-0/0	0	0	0	0	1	3
Iowa	N	28	3-7	1-2	0-0	0-2/2	1	1	0	0	6	10
South Carolina	N	33	4-10	3-8	0-1	0-5/5	1	7	0	0	7	11
N. Carolina A&M	Y	33	4-10	2-6	4-4	0-6/6	1	7	0	1	7	14
Samford	Y	26	2-7	0-4	0-2	0-5/5	1	3	1	3	3	4
Louisville	Y	26	3-9	2-7	1-2	2-2/4	5	1	0	1	3	9
Michigan	Y	22	1-4	0-2	0-0	0-2/2	0	1	0	0	2	0
North Carolina	N	9	0-3	0-1	0-0	0-1/1	0	2	0	0	0	0
Oral Roberts	N	29	2-6	1-3	3-4	0-2/2	0	2	0	1	2	8
Prairie View	N	8	1-1	0-0	0-2	0-3/3	0	2	0	0	1	2
Fresno State	N	19	1-8	1-4	5-6	1-5/6	1	3	0	1	8	2
Lafayette	N	26	2-7	1-3	1-2	0-5/5	0	0	0	1	4	6
at Mississippi State	N	26	0-3	0-2	2-2	0-4/4	2	4	0	0	2	2
Florida	N	5	0-0	0-0	0-0	0-1/1	1	0	0	0	0	0
at Arkansas	N	6	0-1	0-2	0-0	0-0/0	0	1	0	0	1	0
at Tennessee	N	3	1-1	0-0	0-0	0-0/0	0	1	0	0	0	2
Auburn	N	8	2-3	0-1	3-4	0-0/0	0	0	0	0	0	7
at Alabama	N	12	1-3	1-1	0-0	1-2/3	1	0	0	1	2	3
Mississippi State	N	4	0-1	0-1	0-0	0-0/0	0	1	0	0	0	0
South												



# RYAN WILDENBORG

Sophomore • Center  
6-11 • 260

Kirkland, Washington  
Juanita High School



### 2000-01

- Scored a season-high eight points against UNC Greensboro in the season opener (11/17/00)
- Had six points and three rebounds against Bethune Cookman (12/9/00)
- Played a career-high 22 minutes against TCU (11/25/00)

### 1999-2000

- Played his best performance in a maroon and gold uniform at Iowa (2/27/00) when he chalked up a career-high 10 points, eight rebounds, two blocks and one assist in 21 minutes played
- Recorded his first career block as a Golden Gopher and hauled in four rebounds at Wisconsin (1/22/00)
- Made his Golden Gopher debut as a starter in Minnesota's opening game this season
- Post player with excellent size and strength
- Strong rebounder with great fundamentals
- Runs the court very well for a big man

### High School

- All-star and all-tournament selection at the Nike Prep Classic in San Diego
- Averaged 11.9 ppg, 11.1 rpg and 3.0 bpg his senior year
- Ranked third best center available and 34th best player overall by Hoop Scoop magazine

### WILDENBORG'S SEASON BESTS

**Minutes:** 22 vs. TCU [11/25/00]  
**Points:** 8 vs. UNC Greensboro [11/17/00]  
**Rebounds:** 4 vs. TCU [11/25/00]  
**Assists:** 1 vs. Georgia [11/19/00]  
**Steals:** 1 vs. TCU [11/25/00]  
**Blocks:** 1 three times; last vs. Marquette [12/7/00]

### WILDENBORG'S CAREER BESTS

**Minutes:** 22 vs. TCU [11/25/00]  
**Points:** 10 at Iowa [2/27/00]  
**Rebounds:** 8 at Iowa [2/27/00]  
**Assists:** 1 seven times; last vs. Georgia [11/19/00]  
**Steals:** 1 five times; last vs. TCU [11/25/00]  
**Blocks:** 2 at Iowa [2/27/00]

going into his senior year

- Led his team to the Mountain Division Championship his junior season
- Career 70-percent free throw and 61-percent field goal shooter in high school

### 2000-2001 Game by Game

Opponent (Date)	Start	Min.	Fg	Fa	3g	3a	Ftm	Fta	O-D/T	Pf	To	Blk	Stl	Asst.	Pts.
UNCG (11/17)	Y	15	3	4	0	0	2	2	1-2/3	5	0	1	0	0	8
Georgia (11/19)	Y	14	1	5	0	0	0	0	2-1/3	3	0	0	0	1	2
vs. Hawai'i Pac (11/24)	N	3	0	0	0	0	2	2	0-0/0	3	0	0	0	0	2
vs. TCU (11/25)	Y	22	2	4	0	0	1	2	2-2/4	4	0	0	1	0	5
vs. Georgetown (11/26)	Y	17	1	3	0	0	0	0	1-2/3	2	1	0	0	1	2
at Florida St (11/29)	Y	15	0	1	0	0	0	0	1-1/2	2	1	0	0	0	0
Morris Brown (12/4)	N	4	0	1	0	0	1	2	1-1/2	2	1	0	0	0	1
at Marquette (12/7)	Y	12	1	1	0	0	0	0	0-0/0	3	1	1	0	0	2
Bethune Cook (12/9)	N	14	2	4	0	0	2	4	3-0/3	2	0	0	0	0	6
La Tech (12/12)															
Dartmouth (12/22)															
Nebraska (12/28)															
Centenary (12/30)															
at Illinois (1/3)															
Wisconsin (1/6)															
at Ohio State (1/13)															
Purdue (1/17)															
Indiana (1/20)															
Iowa (1/22)															
at Purdue (1/27)															
at Iowa (1/31)															
Ohio State (2/3)															
at N'western (2/6)															
Mich State (2/10)															
Penn State (2/14)															
at Michigan (2/17)															
at Wisconsin (2/21)															
at Indiana (2/28)															
Illinois (3/3)															
<b>Totals</b>		6/9	116	10-23	0-0	8-12	11-9/20	26	4	2	1	2	2	28	

### 1999-2000 Game by Game

Opponent (Date)	Start	Min.	Fg	Fa	3g	3a	Ftm	Fta	O-D/T	Pf	To	Blk	Stl	Asst.	Pts.
UT-Arlington (11/20)	Y	8	0	1	0	0	0	0	0-1/1	4	0	0	0	1	0
Marquette (11/23)	N	7	0	0	0	0	0	0	1-0/1	0	0	0	0	0	0
Morehead St. (11/27)	N	7	0	0	0	0	0	0	0-2/2	1	1	0	0	0	0
Virginia (11/30)	N	3	0	0	0	0	0	0	0-1/1	1	1	0	1	0	0
Valparaiso (12/4)	N	4	0	1	0	0	0	0	0-1/1	0	0	0	0	0	0
Maine (12/11)	N	10	0	1	0	0	0	0	0-0/0	0	0	0	0	0	0
Furman (12/18)	N	5	0	1	0	0	0	0	0-2/2	2	1	0	0	1	0
at Georgia (12/23)	N	4	0	1	0	0	0	0	1-2/3	1	1	0	0	1	2
at Nebraska (12/31)	N	9	1	4	0	0	0	0	0-1	2-1/3	3	0	0	0	2
Michigan (1/5)	N	3	1	1	0	0	0	0	1-0/1	2	1	0	0	0	2
at Ohio State (1/9)	N	4	0	0	0	0	0	0	0-0/0	2	0	0	0	0	0
Iowa (1/12)	N	1	0	0	0	0	0	0	0-0/0	0	0	0	0	0	0
at Indiana (1/15)	N	2	0	0	0	0	0	0	0-0/0	1	0	0	0	0	0
Purdue (1/19)	N	6	1	4	0	0	2	2	2-0/1	2	2	0	0	0	4
at Wisconsin (1/22)	N	1	0	0	0	0	0	0	0-0/0	1	0	0	0	0	0
at Penn State (1/26)	N	12	1	2	0	0	1	5	2-2/2	1	0	1	0	1	3
Northwestern (1/29)	N	2	0	0	0	0	0	0	0-0/0	0	0	0	0	0	0
at Illinois (2/2)	N	7	1	1	0	0	0	0	0-0/0	2	1	0	1	0	2
Illinois (2/2)	N	3	0	0	0	0	0	0	0-1/1	0	0	0	1	0	0
at Purdue (2/17)	N	19	1	2	0	0	0	0	0-1/1	1	1	0	0	0	2
at Iowa (2/19)	N	14	2	4	0	0	0	0	2-1/3	2	1	0	0	0	4
at Seton Hall (2/23)	Y	13	1	4	0	0	0	0	1-1/2	1	1	1	0	0	2
at Iowa (2/27)	Y	21	4	6	0	0	2	2	5-3/8	5	2	2	0	1	10
at Michigan St. (3/2)	Y	18	2	4	0	0	2	2	0-1/1	3	2	0	1	0	6
Ohio State (3/4)	Y	16	1	4	0	0	0	0	2-3/5	4	3	0	0	1	2
vs. Iowa (3/9)*	Y	20	2	3	0	0	0	0	1-3/4	4	2	1	1	0	4
<b>Totals</b>		6/26	210	18-45	0-0	9-15	20-26/46	42	20	5	5	6	6	45	

\* Big Ten Tournament

### WILDENBORG'S CAREER STATISTICS

Season	Gp	Gs	Min	Avg	Fg-Fga (%)	3-POINT			REBOUNDS											
						Fg-Fga (%)	Ft-Fta (%)	O-	D-Tot	Avg	High	Asst	Stl	Blk	To	Pf/Dq	Pts	Avg	High	
2000-2001	26	6	210	8.1	18- 45(.400)	0-0 (.000)	9-	15(.600)	20-	26/ 46	1.8	8	6	5	5	20	42/1	45	1.7	10
2001-2002	9	6	116	12.9	10- 23(.435)	0-0 (.000)	8-	12(.667)	11-	9/ 20	2.2	4	2	1	2	4	24/1	28	3.1	8
<b>Career</b>	<b>35</b>	<b>12</b>	<b>326</b>	<b>9.3</b>	<b>28- 68(.412)</b>	<b>0-0 (.000)</b>	<b>17-</b>	<b>27(.630)</b>	<b>31-</b>	<b>35/ 66</b>	<b>1.9</b>	<b>8</b>	<b>8</b>	<b>6</b>	<b>7</b>	<b>24</b>	<b>66/2</b>	<b>73</b>	<b>2.1</b>	<b>10</b>

Minnesota Golden Gopher Basketball  
SEASON SCHEDULE- RESULTS & LEADERS - as of 12/11/00  
ALL GAMES

RECORD:	OVERALL	HOME	AWAY	NEUTRAL
ALL GAMES.....	(8-1)	(4-0)	(3-0)	(1-1)
CONFERENCE.....	(0-0)	(0-0)	(0-0)	(0-0)
NON-CONFERENCE.....	(8-1)	(4-0)	(3-0)	(1-1)

DATE	TIME	OPPONENT	SCORE	W/L	ATTEND	HIGH POINTS	HIGH REBOUNDS
11/17/00	7:00 p.m.	UNC GREENSBORO	81-61	W	11,826	(14)Schilling, Shane	(6)Bickerstaff, John-BI (6)Simmons, Terrance (6)Schilling, Shane (6)Bauer, Michael
11/19/00	3:00 p.m.	GEORGIA BULLDOGS	77-74	W	11,767	(21)Bauer, Michael	(9)Bickerstaff, John-BI
11/24/00	7:12 pm HST	% at Hawaii Pacific Sea Warri	86-75	W	1119	(34)Rychart, Dusty	(9)Rychart, Dusty
11/25/00	6:30 pm HST	% vs Texas Christian Horned Fr	107-99	W		(32)Rychart, Dusty	(11)Bickerstaff, John-BI
11/26/00	5:30 pm HST	% vs Georgetown Hoyas	60-76	L	750	(17)Bauer, Michael	(11)Rychart, Dusty
11/29/00	8:00 pm	at Florida State Seminoles	76-71	W	4,575	(19)Simmons, Terrance	(9)Rychart, Dusty
12/3/00	7:00 p.m.	MORRIS BROWN WOLVERINES	64-53	W	11,913	(17)Simmons, Terrance (17)Rychart, Dusty	(12)Bauer, Michael
12/7/00	7:00 p.m.	at Marquette Golden Eagles	61-59	W	8,712	(15)Rychart, Dusty	(10)Bauer, Michael
12/9/00	1:00 p.m.	BETHUNE-COOKMAN WILDCATS	93-70	W	11,874	(18)Bauer, Michael	(6)Bickerstaff, John-BI (6)Bauer, Michael (6)Rychart, Dusty

- \* - Big Ten Conference Games
- % - Hawaii Pacific Thanksgiving Classic
- # - Big Ten Tournament, Chicago, Ill.

ATTENDANCE SUMMARY:	TOTALS	AVG/GAME
HOME.....	47,380	11,845
AWAY.....	14,406	4,802
NEUTRAL.....	750	375
TOTAL.....	62,536	6,948

Minnesota Golden Gopher Basketball  
SEASON BOX SCORE - as of 12/11/00  
ALL GAMES

RECORD:	OVERALL	HOME	AWAY	NEUTRAL
ALL GAMES.....	(8-1)	(4-0)	(3-0)	(1-1)
CONFERENCE.....	(0-0)	(0-0)	(0-0)	(0-0)
NON-CONFERENCE.....	(8-1)	(4-0)	(3-0)	(1-1)

P L A Y E R	GP-GS	MIN--AVG	T O T A L		3-POINTERS		F T - F T A		R E B O U N D S			PF-FO	A	T O	B L K	S T	P T S	- A V G								
			FG-FGA	PCT	FG-FGA	PCT	FT	F T A	PCT	OFF-DEF	TOT--AVG															
45 Rychart, Dusty	8	7	247	30.9	48	91	.527	2	11	.182	38	44	.864	26	36	62	7.8	11	0	11	18	1	7	136	17.0	
23 Simmons, Terrance	9	9	264	29.3	40	97	.412	19	45	.422	21	31	.677	5	27	32	3.6	11	0	41	27	2	13	120	13.3	
01 Bickerstaff, John-B	9	9	304	33.8	34	55	.618	1	2	.500	34	55	.618	19	38	57	6.3	23	0	38	25	2	11	103	11.4	
41 Bauer, Michael	9	5	235	26.1	34	84	.405	12	30	.400	21	25	.840	16	31	47	5.2	24	1	12	8	11	4	101	11.2	
34 Schilling, Shane	8	8	207	25.9	30	75	.400	12	25	.480	7	9	.778	3	20	23	2.9	17	0	18	19	5	7	79	9.9	
12 Burleson, Kevin	9	0	185	20.6	17	34	.500	8	21	.381	9	12	.750	3	15	18	2.0	20	0	29	12	1	10	51	5.7	
21 Bennett, Travarus	9	0	115	12.8	16	28	.571	8	14	.571	5	9	.556	8	17	25	2.8	14	0	9	6	4	2	45	5.0	
33 Wildenborg, Ryan	9	6	116	12.9	10	23	.435	0	0	.000	8	12	.667	11	9	20	2.2	26	1	2	4	2	1	28	3.1	
15 Fleming, Kerwin	9	1	104	11.6	8	29	.276	4	15	.267	7	11	.636	0	7	7	0.8	9	0	6	4	1	3	27	3.0	
42 Hagen, Jeff	6	0	30	5.0	4	10	.400	0	1	.000	7	10	.700	1	2	3	0.5	6	0	0	1	4	1	15	2.5	
35 Chall, Randy	2	0	6	3.0	0	1	.000	0	0	.000	0	0	.000	1	1	2	1.0	1	0	0	0	0	0	0	0.0	
30 Lorang, Justin	2	0	6	3.0	0	3	.000	0	0	.000	0	0	.000	0	1	1	0.5	1	0	0	2	0	0	0	0.0	
05 Hokenson, Wade	2	0	6	3.0	0	1	.000	0	0	.000	0	0	.000	1	2	3	1.5	0	0	1	2	0	0	0	0.0	
31 Esselink, Steve	0	0	0	0.0	0	0	.000	0	0	.000	0	0	.000	0	0	0	0.0	0	0	0	0	0	0	0	0.0	
24 Bolden, Tyree	0	0	0	0.0	0	0	.000	0	0	.000	0	0	.000	0	0	0	0.0	0	0	0	0	0	0	0	0.0	
TEAM REBOUNDS.....														21	13	34										
Minnesota Golden Gop	9		1825		241	531	.454	66	164	.402	157	218	.720	115	219	334	37.1	163	2	167	128	33	59	705	78.3	
Opponents	9		1825		225	544	.414	44	156	.282	144	198	.727	125	205	330	36.7	186		116	137	34	65	638	70.9	

SCORE BY HALVES (and OTs):	1st	2nd	OT1	OT2	OT3	OT4	TOTAL
Opponents	291	340	7	0	0	0	638
Minnesota Golden Gophers	308	388	9	0	0	0	705

DEADBALL REBOUNDS:	OFF	DEF	TOTAL
Opponents	21	4	25
Minnesota Golden Gophers	30	5	35

Minnesota Golden Gopher Basketball  
 GAME BY GAME POINTS-REBOUNDS-ASSISTS - as of 12/11/00  
 ALL GAMES

OPPONENT	DATE	SCORE	W/L	41	21	01	24	12	35	31	15
				Bauer, Mic	Bennett, T	Bickerstaf	Bolden, Ty	Burleson,	Chall, Ran	Esselink,	Fleming, K
UNC GREENSBORO	11/17/00	81-61	W	7- 6- 2	8- 4- 3	11- 6- 3	DNP	7- 0- 4	0- 0- 0	DNP	3- 0- 0
GEORGIA BULLDOGS	11/19/00	77-74	W	21- 3- 3	3- 1- 1	17- 9- 2	DNP	10- 1- 2	DNP	DNP	2- 2- 1
at Hawaii Pacific Se	11/24/00	86-75	W	5- 6- 0	3- 4- 0	8- 3-10	DNP	6- 3- 3	DNP	DNP	0- 0- 1
vs Texas Christian H	11/25/00	107-99	W	0- 0- 0	1- 3- 3	16-11- 5	DNP	8- 2- 3	DNP	DNP	5- 1- 1
vs Georgetown Hoyas	11/26/00	60-76	L	17- 3- 0	9- 6- 0	11- 4- 3	DNP	0- 3- 3	DNP	DNP	1- 0- 1
at Florida State Sem	11/29/00	76-71	W	8- 1- 0	12- 3- 0	7- 6- 4	DNP	10- 0- 2	DNP	DNP	4- 1- 0
MORRIS BROWN WOLVERI	12/3/00	64-53	W	11-12- 1	2- 1- 1	6- 6- 2	DNP	7- 5- 3	DNP	DNP	3- 1- 1
at Marquette Golden	12/7/00	61-59	W	14-10- 4	5- 2- 0	11- 6- 3	DNP	0- 1- 6	DNP	DNP	0- 0- 0
BETHUNE-COOKMAN WILD	12/9/00	93-70	W	18- 6- 2	2- 1- 1	16- 6- 6	DNP	3- 3- 3	0- 2- 0	DNP	9- 2- 1

OPPONENT	DATE	SCORE	W/L	42	05	30	45	34	23	33
				Hagen, Jef	Hokenson,	Lorang, Ju	Rychart, D	Schilling,	Simmons, T	Wildenborg
UNC GREENSBORO	11/17/00	81-61	W	11- 2- 0	0- 2- 0	0- 0- 0	DNP	14- 6- 3	12- 6- 3	8- 3- 0
GEORGIA BULLDOGS	11/19/00	77-74	W	2- 1- 0	DNP	DNP	7- 2- 0	10- 5- 4	3- 1- 7	2- 3- 1
at Hawaii Pacific Se	11/24/00	86-75	W	0- 0- 0	DNP	DNP	34- 9- 1	13- 2- 4	15- 2- 7	2- 0- 0
vs Texas Christian H	11/25/00	107-99	W	DNP	DNP	DNP	32-10- 4	14- 3- 1	26- 4- 1	5- 4- 0
vs Georgetown Hoyas	11/26/00	60-76	L	DNP	DNP	DNP	6-11- 1	3- 2- 1	11- 3- 3	2- 3- 1
at Florida State Sem	11/29/00	76-71	W	0- 0- 0	DNP	DNP	8- 9- 4	8- 3- 1	19- 2- 4	0- 2- 0
MORRIS BROWN WOLVERI	12/3/00	64-53	W	0- 0- 0	DNP	DNP	17- 8- 1	DNP	17- 4- 4	1- 2- 0
at Marquette Golden	12/7/00	61-59	W	DNP	DNP	DNP	15- 7- 0	8- 2- 3	6- 6- 4	2- 0- 0
BETHUNE-COOKMAN WILD	12/9/00	93-70	W	2- 0- 0	0- 1- 1	0- 1- 0	17- 6- 0	9- 0- 1	11- 4- 8	6- 3- 0

Minnesota Golden Gopher Basketball  
 GAME HIGHS - as of 12/11/00  
 ALL GAMES

OPPONENT	DATE	SCORE	W/L	POINTS	REBOUNDS	ASSISTS	STEALS	BLOCKED SHOTS
UNC GREENSBORO	11/17/00	81-61	W	(14)Schilling, S	( 6)Bickerstaff, ( 6)Simmons, Ter ( 6)Schilling, S ( 6)Bauer, Micha	( 4)Burleson, Ke	( 3)Simmons, Ter	( 2)Schilling, S ( 2)Hagen, Jeff
GEORGIA BULLDOGS	11/19/00	77-74	W	(21)Bauer, Micha	( 9)Bickerstaff,	( 7)Simmons, Ter	( 3)Burleson, Ke ( 3)Schilling, S	( 1)Bickerstaff, ( 1)Schilling, S ( 1)Bauer, Micha
at Hawaii Pacific Se	11/24/00	86-75	W	(34)Rychart, Dus	( 9)Rychart, Dus	(10)Bickerstaff,	( 1)Bickerstaff, ( 1)Bennett, Tra ( 1)Schilling, S ( 1)Rychart, Dus	( 1)Simmons, Ter ( 1)Schilling, S ( 1)Bauer, Micha
vs Texas Christian H	11/25/00	107-99	W	(32)Rychart, Dus	(11)Bickerstaff,	( 5)Bickerstaff,	( 2)Bickerstaff, ( 2)Simmons, Ter	( 1)Bennett, Tra ( 1)Bauer, Micha
vs Georgetown Hoyas	11/26/00	60-76	L	(17)Bauer, Micha	(11)Rychart, Dus	( 3)Bickerstaff, ( 3)Burleson, Ke ( 3)Simmons, Ter	( 2)Simmons, Ter	( 1)Bauer, Micha
at Florida State Sem	11/29/00	76-71	W	(19)Simmons, Ter	( 9)Rychart, Dus	( 4)Bickerstaff, ( 4)Simmons, Ter ( 4)Rychart, Dus	( 2)Bauer, Micha	( 1)Simmons, Ter ( 1)Bauer, Micha
MORRIS BROWN WOLVERI	12/3/00	64-53	W	(17)Simmons, Ter (17)Rychart, Dus	(12)Bauer, Micha	( 4)Simmons, Ter	( 2)Fleming, Ker ( 2)Simmons, Ter ( 2)Rychart, Dus	( 3)Bauer, Micha
at Marquette Golden	12/7/00	61-59	W	(15)Rychart, Dus	(10)Bauer, Micha	( 6)Burleson, Ke	( 2)Burleson, Ke ( 2)Bauer, Micha	( 1)Wildenborg, ( 1)Schilling, S ( 1)Bauer, Micha ( 1)Rychart, Dus
BETHUNE-COOKMAN WILD	12/9/00	93-70	W	(18)Bauer, Micha	( 6)Bickerstaff, ( 6)Bauer, Micha ( 6)Rychart, Dus	( 8)Simmons, Ter	( 2)Burleson, Ke	( 2)Hagen, Jeff

Minnesota Golden Gopher Basketball  
 GAME BY GAME SEASON STATS - as of 12/11/00  
 ALL GAMES

O P P O N E N T	DATE	SCORE	W/L	T O T A L		3-POINTERS			R E B O U N D S							PTS---AVG							
				FG-FGA	PCT	FG-FGA	PCT	FT-FTA	PCT	OFF-DEF	TOT--AVG	PF	A	TO	BLK		ST						
UNC GREENSBORO	11/17/00	81-61	W	28	70	.400	7	17	.412	18	23	.783	16	23	39	39.0	16	18	10	7	10	81	81.0
GEORGIA BULLDOGS	11/19/00	77-74	W	27	55	.491	8	17	.471	15	20	.750	10	22	32	35.5	21	21	16	3	12	77	79.0
at Hawaii Pacific Sea	11/24/00	86-75	W	32	59	.542	8	17	.471	14	18	.778	15	19	34	35.0	19	26	18	3	4	86	81.3
vs Texas Christian Ho	11/25/00	107-99	W	30	54	.556	9	20	.450	38	49	.776	13	28	41	36.5	20	18	18	2	5	107	87.8
vs Georgetown Hoyas	11/26/00	60-76	L	17	59	.288	7	22	.318	19	28	.679	15	25	40	37.2	17	13	13	1	4	60	82.2
at Florida State Semi	11/29/00	76-71	W	26	53	.491	10	16	.625	14	22	.636	8	22	30	36.0	18	15	10	2	6	76	81.2
MORRIS BROWN WOLVERI	12/3/00	64-53	W	23	55	.418	6	17	.353	12	18	.667	10	29	39	36.4	13	13	18	6	8	64	78.7
at Marquette Golden E	12/7/00	61-59	Wot	26	68	.382	5	24	.208	4	5	.800	14	23	37	36.5	18	20	12	4	7	61	76.5
BETHUNE-COOKMAN WILD	12/9/00	93-70	W	32	58	.552	6	14	.429	23	35	.657	14	28	42	37.1	21	23	13	5	3	93	78.3
Totals.....				241	531	.454	66	164	.402	157	218	.720	115	219	334	37.1	163	167	128	33	59	705	78.3
Opponents.....				225	544	.414	44	156	.282	144	198	.727	125	205	330	36.7	186	116	137	34	65	638	70.9

Minnesota Golden Gopher Basketball  
HIGH/LOW ANALYSIS - as of 12/11/00  
ALL GAMES

--- T E A M    H I G H S    ---

Minnesota Golden Gophers

POINTS.....	107	vs Texas Christian Horn	11/25/00
FIELD GOALS MADE.....	32	at Hawaii Pacific Sea W	11/24/00
	32	vs BETHUNE-COOKMAN WILD	12/9/00
FIELD GOAL ATTEMPTS.....	70	vs UNC GREENSBORO	11/17/00
FIELD GOAL PERCENTAGE.....	.556 (30-54)	vs Texas Christian Horn	11/25/00
3 PT FIELD GOALS MADE.....	10	at Florida State Semino	11/29/00
3 PT FG ATTEMPTS.....	24	at Marquette Golden Eag	12/7/00
3 PT FG PERCENTAGE.....	.625 (10-16)	at Florida State Semino	11/29/00
FREE THROWS MADE.....	38	vs Texas Christian Horn	11/25/00
FREE THROW ATTEMPTS.....	49	vs Texas Christian Horn	11/25/00
FREE THROW PERCENTAGE.....	.800 (4-5)	at Marquette Golden Eag	12/7/00
REBOUNDS.....	42	vs BETHUNE-COOKMAN WILD	12/9/00
ASSISTS.....	26	at Hawaii Pacific Sea W	11/24/00
STEALS.....	12	vs GEORGIA BULLDOGS	11/19/00
BLOCKED SHOTS.....	7	vs UNC GREENSBORO	11/17/00
TURNOVERS.....	18	at Hawaii Pacific Sea W	11/24/00
	18	vs Texas Christian Horn	11/25/00
	18	vs MORRIS BROWN WOLVERI	12/3/00
FOULS.....	21	vs GEORGIA BULLDOGS	11/19/00
	21	vs BETHUNE-COOKMAN WILD	12/9/00

OPPONENTS

POINTS.....	99	vs Texas Christian Horn	11/25/00
FIELD GOALS MADE.....	35	vs Texas Christian Horn	11/25/00
FIELD GOAL ATTEMPTS.....	70	vs Texas Christian Horn	11/25/00
FIELD GOAL PERCENTAGE.....	.500 (35-70)	vs Texas Christian Horn	11/25/00
3 PT FIELD GOALS MADE.....	13	vs Texas Christian Horn	11/25/00
3 PT FG ATTEMPTS.....	34	vs Texas Christian Horn	11/25/00
3 PT FG PERCENTAGE.....	.389 (7-18)	vs Georgetown Hoyas	11/26/00
FREE THROWS MADE.....	25	vs GEORGIA BULLDOGS	11/19/00
FREE THROW ATTEMPTS.....	30	vs GEORGIA BULLDOGS	11/19/00
FREE THROW PERCENTAGE.....	.833 (25-30)	vs GEORGIA BULLDOGS	11/19/00
REBOUNDS.....	47	vs Georgetown Hoyas	11/26/00
ASSISTS.....	19	vs Texas Christian Horn	11/25/00
STEALS.....	12	at Hawaii Pacific Sea W	11/24/00
BLOCKED SHOTS.....	7	vs Georgetown Hoyas	11/26/00
	7	at Florida State Semino	11/29/00
TURNOVERS.....	23	vs UNC GREENSBORO	11/17/00
FOULS.....	30	vs Texas Christian Horn	11/25/00

Minnesota Golden Gopher Basketball  
HIGH/LOW ANALYSIS - as of 12/11/00  
ALL GAMES

--- T E A M   L O W S ---

Minnesota Golden Gophers

POINTS.....	60	vs Georgetown Hoyas	11/26/00
FIELD GOALS MADE.....	17	vs Georgetown Hoyas	11/26/00
FIELD GOAL ATTEMPTS.....	53	at Florida State Semino	11/29/00
FIELD GOAL PERCENTAGE.....	.288 (17-59)	vs Georgetown Hoyas	11/26/00
3 PT FIELD GOALS MADE.....	5	at Marquette Golden Eag	12/7/00
3 PT FG ATTEMPTS.....	14	vs BETHUNE-COOKMAN WILD	12/9/00
3 PT FG PERCENTAGE.....	.208 (5-24)	at Marquette Golden Eag	12/7/00
FREE THROWS MADE.....	4	at Marquette Golden Eag	12/7/00
FREE THROW ATTEMPTS.....	5	at Marquette Golden Eag	12/7/00
FREE THROW PERCENTAGE.....	.636 (14-22)	at Florida State Semino	11/29/00
REBOUNDS.....	30	at Florida State Semino	11/29/00
ASSISTS.....	13	vs Georgetown Hoyas	11/26/00
	13	vs MORRIS BROWN WOLVERI	12/3/00
STEALS.....	3	vs BETHUNE-COOKMAN WILD	12/9/00
BLOCKED SHOTS.....	1	vs Georgetown Hoyas	11/26/00
TURNOVERS.....	10	vs UNC GREENSBORO	11/17/00
	10	at Florida State Semino	11/29/00
FOULS.....	13	vs MORRIS BROWN WOLVERI	12/3/00

OPPONENTS

POINTS.....	53	vs MORRIS BROWN WOLVERI	12/3/00
FIELD GOALS MADE.....	21	vs MORRIS BROWN WOLVERI	12/3/00
FIELD GOAL ATTEMPTS.....	52	at Hawaii Pacific Sea W	11/24/00
FIELD GOAL PERCENTAGE.....	.356 (21-59)	vs MORRIS BROWN WOLVERI	12/3/00
3 PT FIELD GOALS MADE.....	2	at Marquette Golden Eag	12/7/00
3 PT FG ATTEMPTS.....	11	at Florida State Semino	11/29/00
3 PT FG PERCENTAGE.....	.143 (3-21)	vs GEORGIA BULLDOGS	11/19/00
FREE THROWS MADE.....	7	vs MORRIS BROWN WOLVERI	12/3/00
FREE THROW ATTEMPTS.....	11	vs MORRIS BROWN WOLVERI	12/3/00
FREE THROW PERCENTAGE.....	.565 (13-23)	at Marquette Golden Eag	12/7/00
REBOUNDS.....	25	at Hawaii Pacific Sea W	11/24/00
ASSISTS.....	8	vs MORRIS BROWN WOLVERI	12/3/00
STEALS.....	3	at Florida State Semino	11/29/00
BLOCKED SHOTS.....	2	vs Texas Christian Horn	11/25/00
	2	vs MORRIS BROWN WOLVERI	12/3/00
TURNOVERS.....	10	at Florida State Semino	11/29/00
FOULS.....	11	at Marquette Golden Eag	12/7/00

# Louisiana Tech vs. Minnesota – Timing Sheet

## Tuesday, December 12, 2000 Tip-off – 7:07 p.m.

<u>PRE-GAME ACTIVITY</u>	<u>STANDARD CLOCK</u>	<u>GAME CLOCK</u>
Clock Operative	6:04	60:00
Squads May Take Floor	6:34-6:57:30	30:00-6:30
Horn for teams to leave Floor	6:57:30	6:30
National Anthem	6:58	6:00
Home team entrance begins (drum beat leading into Rouser) following anthem		
Timer Notifies Squads to Return	7:00	4:00
Floor cleared for introductions	7:03	1:00
Horn Sounds - Starting Lineups	7:04	0:00
Teams return to benches	7:06	
Tip-Off	7:07	20:00

### HALFTIME ACTIVITY

Halftime Events	15:00
Announcements/Floor Cleaning	6:00
Teams May Take Floor	5:00
Second Half Begins	0:00

### TIME-OUT POLICIES

- A TV/Media timeout shall be called when the clock has been stopped by rule. Under no circumstances shall the clock be stopped or play be interrupted for a TV time out.
- Media time outs will be called on the first dead ball **after** the 16, 12, 8 & 4 minute mark in each half.
- **The first time out called by either team in the game shall become a full time out. This does not eliminate a media time out.**
- In addition, **each team is entitled to four time outs of 30 seconds in length and one full time out. Each team may carry over three - 30 second time outs to the second half.**
- During a 30 second time out the first horn will sound at 20 seconds the second horn will be sounded at the end of the time out and play should resume immediately.
- During a 30 second time out players must remain on the court.
- Each team is entitled to one additional 30 second time out during each extra period-unused 30 second time outs from the half may be used at any time. The first time out called in any extra period becomes a full time out.
- The length of a media time out shall be 105 seconds – the first horn sounding at 90 seconds and the second horn sounding at the completion of the time out 15 seconds later.
- Substitutions may not occur after the first horn has been sounded until at least one live-ball period has occurred and the ball becomes dead.

#### Game Officials (do not announce)

Referee: Tom Rucker

Umpires: Steve Welmer, Ted Valentine

#### Bench Officials

Official Scorer: John Bell Wilson

Public Address: Dick Jonckowski