

# Adolescent Sexual Health Report Faribault County, Minnesota

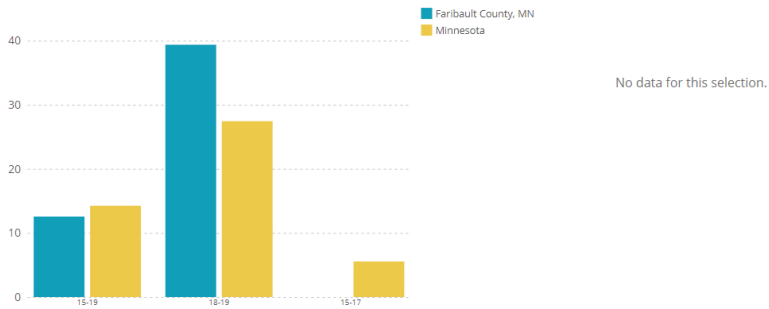


[PREGNANCY & BIRTH](#)
[STI](#)
[PRENATAL CARE & BIRTHWEIGHT](#)
[SEXUAL BEHAVIOR](#)

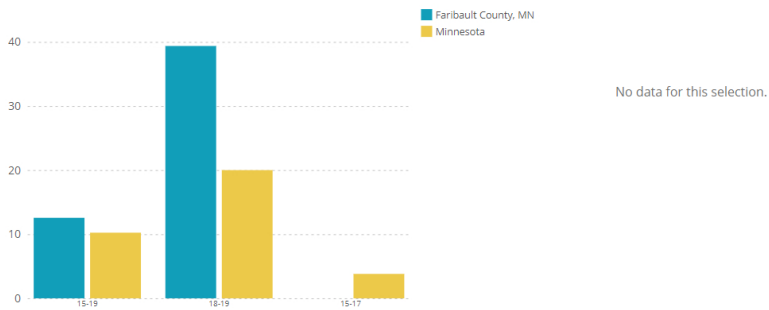
## Pregnancy and Birth (8)

From 1991 to 2018, the birth rate among adolescents aged 15-19 in the United States dropped 72%, reaching a record low of 17.4 births per 1,000 (2). The decline in adolescent pregnancy over the past two decades is likely due to a combination of improved contraceptives use and delayed initiation of sexual activity (3). More recent declines have mainly been driven by increased use of highly effective contraceptive methods (IUDs and implants) and dual methods (4,5).

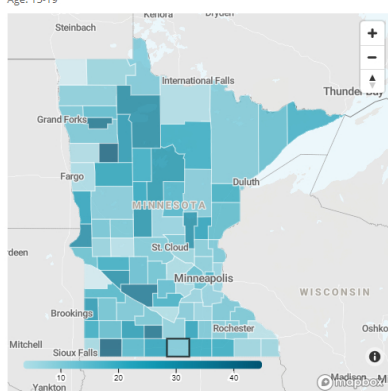
Pregnancy Rate per 1,000 (2018)



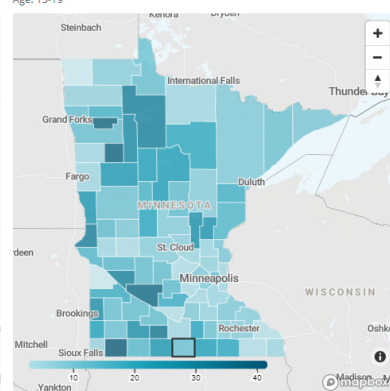
Birth Rate per 1,000 (2018)



Pregnancy Rate per 1,000 (2018)



Birth Rate per 1,000 (2018)

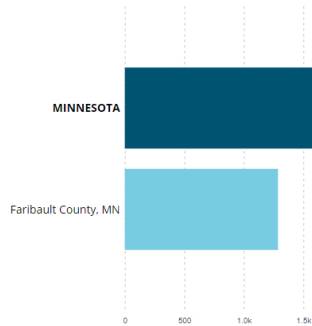


## Sexually Transmitted Infections (STIs) (10)

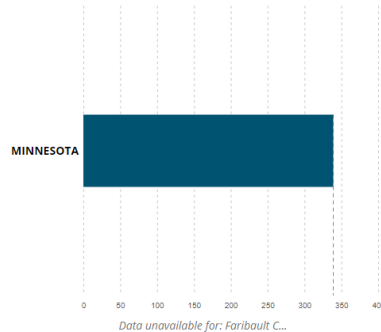
Adolescents experience a disproportionately high rate of sexually transmitted infections. This is likely to be due to a combination of biological, behavioral, and cultural factors, barriers to health services such as transportation, cost, concerns about confidentiality, and peer and media influences (12).

**Although they account for only 6.5% of the population in Minnesota, adolescents age 15-19 accounted for 24.4% of the chlamydia and 14.8% of the gonorrhea cases in Minnesota in 2019 (9,11).**

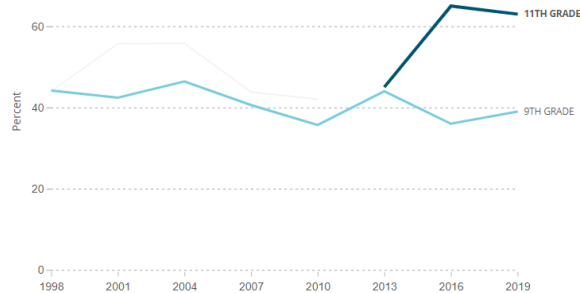
**Chlamydia Rate per 100,000 People (2019)**  
Age: 15-19



**Gonorrhea Rate per 100,000 People (2019)**  
Age: 15-19



**Among Sexually Active Students: Percent Who Have Talked at Least Once with Every Partner about STDs/HIV Protection in Faribault County, MN**



Note: In 2010, the Minnesota Student Survey (MSS) stopped surveying 12th graders and in 2013 the MSS started surveying 11th graders instead and kept 9th graders as a trend.

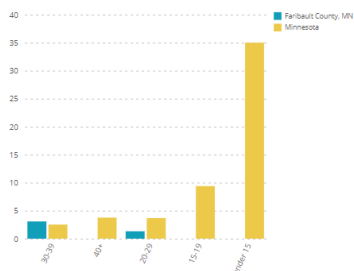
## Prenatal Care and Low Birth Weight

Access to prenatal care and support from family members may be the most important factor for improving the birth outcomes for adolescent mothers (23).

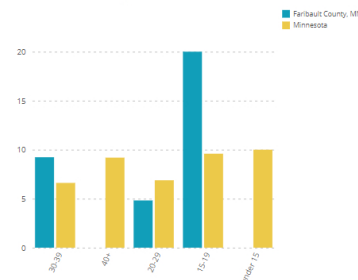
Infants born at a low birth weight are more likely than infants born at a normal weight to die within the first year of life. There are many factors associated with giving birth to a low birth weight infant, such as maternal age, health, nutrition, access to prenatal care, education level and contact with alcohol, cigarette smoke and lead (24).

Note: We define late or no prenatal care as mothers 15-19 who received no prenatal care or who only received prenatal care during the 3rd trimester.

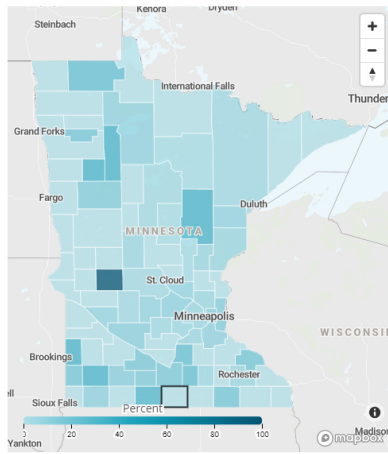
**Percent Late or No Prenatal Care (2018)**



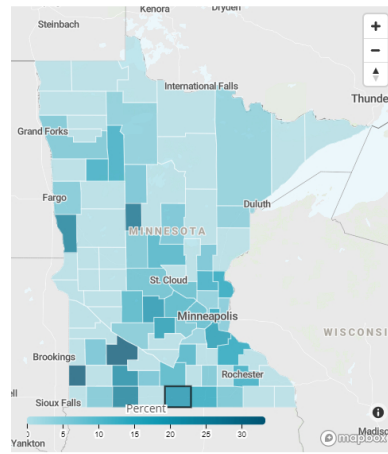
**Low Birth Weight (2018)**



**Percent Late or No Prenatal Care (2018)**  
Age: 15-19



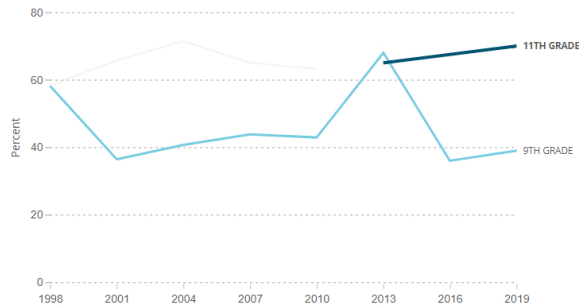
**Low Birth Weight (2018)**  
Age: 15-19



## Sexual Behavior

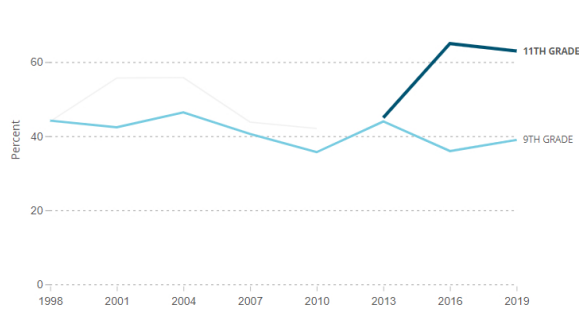
The 2019 Minnesota Student Survey was administered to public school students in grades 5, 8, 9 and 11. Sexual health questions are only asked in grades 9 and 11. Approximately 66% of 9th graders and 54% of 11th graders participated in the 2019 MSS.

**Among Sexually Active Students: Percent Who Have Talked at Least Once with Every Partner about Preventing Pregnancy in Faribault County, MN**



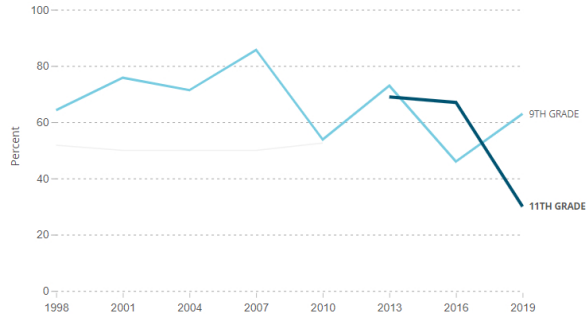
*Note: In 2010, the Minnesota Student Survey (MSS) stopped surveying 12th graders and in 2013 the MSS started surveying 11th graders instead and kept 9th graders as a trend.*

**Among Sexually Active Students: Percent Who Have Talked at Least Once with Every Partner about STDs/HIV Protection in Faribault County, MN**



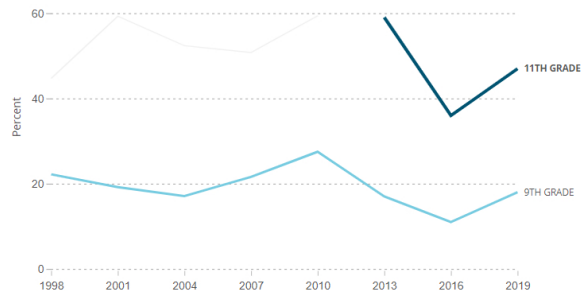
*Note: In 2010, the Minnesota Student Survey (MSS) stopped surveying 12th graders and in 2013 the MSS started surveying 11th graders instead and kept 9th graders as a trend.*

**Among Sexually Active Students: Percent Who Used a Condom during Last Intercourse in Faribault County, MN**



*Note: In 2010, the Minnesota Student Survey (MSS) stopped surveying 12th graders and in 2013 the MSS started surveying 11th graders instead and kept 9th graders as a trend.*

**Percent Who Have Ever Had Sexual Intercourse in Faribault County, MN**



*Note: In 2010, the Minnesota Student Survey (MSS) stopped surveying 12th graders and in 2013 the MSS started surveying 11th graders instead and kept 9th graders as a trend.*