



A



May 2018, Site 2, Plastic Particle 1

Spectrum	C	O	Al	Si	Total
1	85.56	12.99	0.38	1.07	100.00
2	33.34	3.38		63.28	100.00

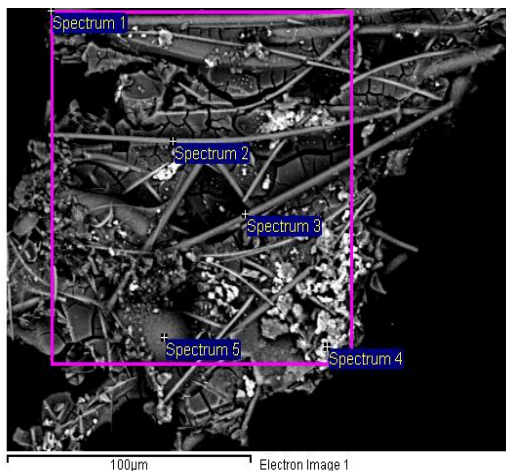
B



May 2018, Site 5
Non-Plastic Particle 1, Run B

Spectrum	C	O	Al	S	Cl	Total
1	57.10	41.44	1.04	0.42		100.00
2		86.09		7.73	6.18	100.00

C



May 2018, Site 5,
Non-Plastic Particle 2

Spectrum	O	Na	Al	Si	Cl	K	Br	Total
1	46.61	4.24	9.46	32.80	6.56	0.33		100.00
2	55.47	0.65	20.93	22.65	0.30			100.00
3	56.34	0.62	20.64	22.16	0.23			100.00
4	12.28	26.87		2.90	56.65		1.30	100.00
5	52.52	1.01	24.18	21.91	0.38			100.00