


MHC
#M52a


UNIVERSITY OF MINNESOTA

1997-98

Golden Gopher All-Sport Summary



• *Department of Men's Athletics* •



#10
#52a

M110
 1A1521
 9/1/98

MEN'S BIG TEN UNOFFICIAL ALL-SPORTS STANDINGS

MEN'S BIG TEN UNOFFICIAL ALL-SPORTS TOTALS FOR 1997-98
 (Graduated Scale - 11 pts. for 1st place, 10 for 2nd, 9 for 3rd, 8 for 4th, etc.)

	ILL	IND	IOWA	MICH	MSU	MINN	NW	OSU	PSU	PUR	WIS
Baseball	11	7	5.5	5.5	2.5	10	4	9	8	2	---
Basketball	10.5	6.5	6.5	8	10.5	4	2.5	1	5	9	2.5
Cross Country	3	4	7	11	9	8	---	5	6	2	10
Football	1	2.5	5.5	11	5.5	2.5	4	9	9	9	7
Golf	5	11	2	7	6	8.5	8.5	10	1	3	4
Gymnastics	7	---	11	6	8	5	---	9	10	---	---
Soccer	---	11	---	---	9	---	6	10	7.5	---	7.5
Swimming & Diving	---	7	3	10	2	11	5	8	9	6	4
Tennis	11	4	3	8	5	7	10	1	2	9	6
Track - Indoor	8	5	7	6	3	11	---	2	4	9	10
Track - Outdoor	4	6	9	8	2	11	---	5	3	7	10
Wrestling	6	1	11	8	5	9	4	2	10	3	7
TOTALS	66.5	65	70.5	88.5	67.5	87	44	71	74.5	59	68
PLACE (by total pts.)	8	9	5	1	7	2	11	4	3	10	6

RANK BY AVERAGE POINTS PER SPORT: 1. Michigan 2. Minnesota 3. Wisconsin 4. Illinois 5. Iowa 6. Penn State
 7. (tie) Ohio State, Indiana, and Purdue 10. Michigan State 11. Northwestern

DIRECTORS' CUP TROPHY - SEARS CUP STANDINGS

GOLDEN GOPHERS POST TOP 20 FINISH IN FINAL SEARS CUP DIRECTORS STANDINGS

The University of Minnesota finished 17th in the fourth annual Sears Directors Cup rankings released June 16 by NACDA (National Association of College Directors of Athletics). The competition recognizes the finest all-around athletic programs in the nation. This multi-sport national championship represents the partnership between NACDA and Sears. The Sears Directors Cup is part of the Sears Collegiate Champions program, which recognizes athletic participation and rewards performance at all levels of involvement. The Director's Cup gives men's and women's sports equal weight. The Golden Gophers finished third among Big Ten schools in the standings.

Final NCAA Division I Standings - Top 20	
Rank, Institution	Final Total
1. Stanford	1010
2. Florida	660
(tie) North Carolina	660
4. UCLA	630
5. Michigan	620
6. Arizona	510
7. Georgia	500
8. Washington	460
9. Nebraska	450
10. LSU	440
(tie) Southern California	440
12. Arizona State	430
13. Virginia	420
14. Arkansas	400
15. Penn State	380
(tie) Texas	380
17. Minnesota	370
18. Brigham Young	360
19. California	330
(tie) Colorado	330
(tie) Maryland	330
(tie) Tennessee	330

1997-98 UNIVERSITY OF MINNESOTA MEN'S ATHLETICS ALL-SPORTS REPORT

The 1997-98 season for the University of Minnesota Men's Athletics Department will go into the history books as one of the most successful ever. Nine programs either won the Big Ten regular or postseason championship, placed in the top 20 in their respective sport's NCAA Championships, or won an individual or team national title. A select few of each sport's accomplishments during the 1997-98 season are listed below.

Baseball

- Won Big Ten Tournament title to gain a bid to the NCAA Tournament
- 45 wins set a new school record
- 19-9 conference record was good for second in the regular-season standings

Basketball

- Captured second NIT Championship in the '90's with a 79-72 win over Penn State at Madison Square Garden
- Won at least 20 games for the sixth straight season
- Upset top-seeded Michigan State in the quarterfinals of the inaugural Big Ten Tournament

Cross Country

- Finished fourth at the Big Ten Championships
- Placed second at the NCAA Midwest Regionals to qualify for the NCAA Championships for the first time since 1981

- Finished 18th at the NCAA Championships

Football

- Defensive end Lamanzer Williams became the first Golden Gopher since 1971 to earn first-team All-America honors
- Team led the Big Ten with a new single-season school record 41 sacks
- Broke or tied a total of 28 school records during the 1997 season

Golf

- Team placed seventh at the NCAA Championships, the program's best finish since a runner-up showing in 1944
- Freshman James McLean capped a remarkable individual season by winning the NCAA Individual Championship, the first Golden Gopher golfer to capture the national crown since Louis Lick in 1944
- Finished tied for third at the Big Ten Championships despite missing one of its top players that weekend due to injury

Gymnastics

- Senior George Beatty qualified for the NCAA Championships on the parallel bars
- Placed seventh at the Big Ten Championships

Hockey

- Junior Reggie Berg tied for the WCHA lead in scoring, becoming the fourth straight season in which a Golden Gopher has led or tied for the conference lead in points
- The program became the first in NCAA hockey history to average more than 10,000 fans per game in a single season (10,056 per game for 20 home dates)
- Senior Steve DeBus finished his career in Maroon

and Gold in the top five in virtually every all-time goal-tending category

Swimming and Diving

- Won second Big Ten Championship in the last three seasons
- Placed 14th at the NCAA Championships
- Juniors Martin Zielinski and John Cahoy qualified for the USA team that will compete at the Goodwill Games this summer in New York

Tennis

- Advanced to the NCAA Championships for the second time in the last three seasons after upsets of No. 3 seed Notre Dame, No. 2 seed Northwestern, and top-seeded Duke at the NCAA Region IV Championships
- Advanced to the NCAA Regionals for the fifth straight season
- Finished fifth at the Big Ten Championships

Track and Field

- Won first ever Big Ten Indoor Championship and also captured the conference outdoor title in the spring
- Junior Vesa Rantanen captured the NCAA indoor title in the pole vault
- Posted a top 20 finish at the NCAA indoor meet (14th) and finished 35th at the NCAA outdoor meet

Wrestling

- Finished second at the NCAA Championships, the best finish ever for the program
- Placed third at the Big Ten Championships
- Junior Tim Hartung became the first Golden Gopher since Marty Morgan (1991) to win an NCAA title by capturing the 190-pound crown


SCHOLAR ATHLETES

During the 1997-98 academic year, 97 male student-athletes were honored as University of Minnesota scholar-athletes. This award is in recognition of academic achievement while participating in inter-collegiate athletics at the University of Minnesota. In addition, five student-athletes were honored as University of Minnesota Top-Five Male Scholar-Athletes as indicated in **Bold** and **CAPS**.

Name	Sport	Name	Sport
		R	
		Rackley, Derek**	Football
		Rantanen, Vesa**	Track and Field
		Rogers, Christopher*	Track/Cross Country
		Roth, Ryan	Football
		Royer, Justin*	Golf
		S	
		Santee, Bryan	Golf
		SCHLESSMAN, MATTHEW****	SWIMMING
		Shupe, Jason*	Baseball
		Strand, Staffan*	Track and Field
		Svensson, Jon	Tennis
		J	
		Johnson, Chad	Track/Cross Country
		T	
		Tank, Andrew	Golf
		Thorman, Ryan	Football
		K	
		KIRKREK, MATTHEW**	GYMNASTICS
		Kohn, William	Hockey
		Komor, Andrew***	Golf
		Kristoffersen, Martin**	Tennis
		Kröb, Jason**	Gymnastics
		Kurth, William	Track and Field
		L	
		Larue, Robert	Football
		Lawrence, Brett*	Wrestling
		Leimbek, Matthew	Hockey
		LeMesurier, Martin	Golf
		Lindemann, Martin	Swimming
		LINDQVIST, GLENN**	TRACK AND FIELD
		Lopez, Luis**	Swimming
		Lyons, Michael*	Hockey
		M	
		Madsen, Jesse	Track and Field
		Marques, Edward	Tennis
		McClure, Charles**	Track/Cross Country
		McGrath, Daniel*	Baseball
		McLeod, Jonathan**	Swimming
		McMannus, Erin***	Football
		Meiri, Yoav*	Swimming
		Meyer, Benjamin	Track and Field
		Meyer, Brian	Track and Field
		MILLER, JEFFREY**	SWIMMING
		Miller, Nathan	Hockey
		N	
		Nathaniel, Kevin	Basketball
		Negen, Jeremy*	Baseball
		Nuss, Jonathan	Baseball
		O	
		Okoh, Emuejevoke*	Tennis
		Owen, Jason	Track/Cross Country
		P	
		Paulson, Brandon****	Wrestling
		Prigge, Bradley*	Football
		Q	
		Quade, Robert	Track and Field
A			
Akinwale, Akeem	Football		
Anderle, Matthew	Football		
Anderson, Jonathan***	Track and Field		
B			
Barney, Jeff***	Golf		
Bathurst, Ty***	Swimming		
Bennett, Nathan	Baseball		
Birk, Benjamin*	Baseball		
Braaten, Luke**	Football		
Burkholder, Steven	Track and Field		
Burns, Derek	Football		
C			
CAHOY, JOHN**	SWIMMING		
Campbell, Lowell "Cubby"***	Swimming		
Christopherson, Erik*	Golf		
Clay, Nathaniel**	Track/Cross Country		
Clymer, Benjamin*	Hockey		
Conner, Chad*	Gymnastics		
Corr, Joseph	Track/Cross Country		
D			
Dehnicke, Drew	Football		
Deneen, Niles***	Track and Field		
Devore, Mark*	Baseball		
DeWitt, Robert	Baseball		
Dobis, Jason*	Baseball		
Dooley, Adam***	Golf		
Downs, James	Baseball		
Duenas, Jorge	Tennis		
E			
Eggum, Brandon**	Wrestling		
Elizondo, James**	Football		
Elzen, Owen	Wrestling		
F			
Fernandez, Santiago	Golf		
Freed, Adam*	Track and Field		
G			
Gangl, Eric	Baseball		
Godbout, Jason***	Hockey		
Godoi, Oscar*	Swimming		
H			
Hagman, Jason***	Football		
Hall, Justin	Football		
Hartmark, Eric*	Track/Cross Country		
Hartung, Timothy**	Wrestling		
Harvey, Tye	Track and Field		
Hoffner, Ronald**	Track/Cross Country		
Horton, Adam**	Baseball		
Howard, Brian*	Swimming		
Hubbard, Robert	Gymnastics		
J			
Johnson, Chad	Track/Cross Country		
K			
KIRKREK, MATTHEW**	GYMNASTICS		
Kohn, William	Hockey		
Komor, Andrew***	Golf		
Kristoffersen, Martin**	Tennis		
Kröb, Jason**	Gymnastics		
Kurth, William	Track and Field		
L			
Larue, Robert	Football		
Lawrence, Brett*	Wrestling		
Leimbek, Matthew	Hockey		
LeMesurier, Martin	Golf		
Lindemann, Martin	Swimming		
LINDQVIST, GLENN**	TRACK AND FIELD		
Lopez, Luis**	Swimming		
Lyons, Michael*	Hockey		
M			
Madsen, Jesse	Track and Field		
Marques, Edward	Tennis		
McClure, Charles**	Track/Cross Country		
McGrath, Daniel*	Baseball		
McLeod, Jonathan**	Swimming		
McMannus, Erin***	Football		
Meiri, Yoav*	Swimming		
Meyer, Benjamin	Track and Field		
Meyer, Brian	Track and Field		
MILLER, JEFFREY**	SWIMMING		
Miller, Nathan	Hockey		
N			
Nathaniel, Kevin	Basketball		
Negen, Jeremy*	Baseball		
Nuss, Jonathan	Baseball		
O			
Okoh, Emuejevoke*	Tennis		
Owen, Jason	Track/Cross Country		
P			
Paulson, Brandon****	Wrestling		
Prigge, Bradley*	Football		
Q			
Quade, Robert	Track and Field		
R			
Rackley, Derek**	Football		
Rantanen, Vesa**	Track and Field		
Rogers, Christopher*	Track/Cross Country		
Roth, Ryan	Football		
Royer, Justin*	Golf		
S			
Santee, Bryan	Golf		
SCHLESSMAN, MATTHEW****	SWIMMING		
Shupe, Jason*	Baseball		
Strand, Staffan*	Track and Field		
Svensson, Jon	Tennis		
T			
Tank, Andrew	Golf		
Thorman, Ryan	Football		
V			
Von Behren, Theron**	Football		
W			
Westrum, Erik	Hockey		
Wiberg, Andrew	Track and Field		
Wilkinson, James	Football		
Williams, Parc***	Football		
Y			
Yenchesky, Chad**	Track and Field		
Z			
Zielinski, Martin**	Swimming		
Zochert, Blake*	Football		
		2nd year Scholar Athlete	
		3rd year Scholar Athlete	
		4th year Scholar Athlete	
		5th year Scholar Athlete	

Paulson Honored As U of M Big Ten Conference Medal of Honor Recipient

Senior wrestler Brandon Paulson was honored as the University of Minnesota's 1998 Men's Big Ten Conference Medal of Honor recipient. The medal is given to a senior athlete at each Big Ten school based on academics and athletics as well as community service. Paulson earned All-America laurels this season after placing seventh at 118 pounds in the NCAA Championships. The Coon Rapids, Minn., native may be best remembered during his time at the U of M for the season he didn't wear Maroon and Gold. Paulson redshirted the 1995-96 season to focus on training for the 1996 Olympic Games in Atlanta, where he won the silver medal in the 114.5 pound division of Greco-Roman wrestling. The following season Paulson finished second at the Big Ten Championships and qualified for the NCAA Championships. Paulson finished his career with an 87-34 overall record, while earning Academic All-Big Ten honors three times. Paulson, a U of M Scholar-Athlete award winner, carries a 3.24 GPA in the Carlson School of Management.



&-Criteria for swimming and diving honors is to finish in the top eight in a particular event at NCAA's
#-Criteria for wrestling honors is to finish in the top eight in a respective weight class at NCAA's

First Team All-American (15)

Football: Lamanzer Williams
Golf: James McLean
%Indoor Track and Field: Tye Harvey, Vesa Rantanen, Staffan Strand
%Outdoor Track and Field: Tye Harvey, Staffan Strand
&Swimming and Diving: Alex Massura, Martin Zielinski
#Wrestling: Shelton Benjamin, Jason Davids, Brandon Eggum, Tim Hartung, Chad Kraft, Brandon Paulson
%-Criteria for track and field honors is to finish in the top eight in a particular event at NCAA's

Academic All-American (3) SELECTED BY CoSIDA (COLLEGE SPORTS INFORMATION DIRECTORS OF AMERICA)

Outdoor Track and Field: Vesa Rantanen, Staffan Strand
Swimming and Diving: John Cahoy

Academic All-Big Ten (61)

Baseball: Ben Birk, Mark Devore, Bob DeWitt, Eric Gangl, Adam Horton, Dan McGrath, Jeremy Negen, Jason Shupe
Cross Country: Eric Hartmark, Charles McClure
Football: Luke Braaten, Jason Hagman, Erin McManus, Brad Prigge, Derek Rackley, Cory Sauter, Theron Von Behren, Parc Williams
Golf: Jeff Barney, Adam Dooley, Andy Komor, Martin LeMesurier, Justin Royer, Bryan Santee
Gymnastics: Chad Conner, Matthew Kieffer, Jason Krob
Hockey: Ben Clymer, Jason Godbout, Bill Kohn, Mike Lyons, Nate Miller

Swimming and Diving: Ty Bathurst, John Cahoy, Cubby Campbell, Oscar Godoi, Brian Howard, Luis Lopez, Jonathon McLeod, Yoav Meiri, Jeff Miller, Martin Zielinski
Tennis: Martin Kristoffersen
Track and Field: Jon Anderson, Steve Burkholder, Nate Clay, Niles Deneen, Adam Freed, Tye Harvey, Eric Hartmark, Ron Hoffner, Wil Kurth, Charlie McClure, Ben Meyer, Jason Owen, Vesa Rantanen, Staffan Strand, Chad Yenchesky
Wrestling: Brandon Eggum, Tim Hartung, Brett Lawrence, Brandon Paulson

First Team All-Big Ten (20)

Baseball: Robb Quinlan, Craig Selander
Football: Lamanzer Williams
Golf: Adam Dooley, Rob Kerr, James McLean
Indoor Track and Field: Benjamin Jensen, Staffan Strand
Outdoor Track and Field: Staffan Strand, Fred Rodgers
Swimming and Diving: Ty Bathurst, Brandon Schindler, Jeremy Rients, Luis Lopez, Eriek Hulseman, Martin Zielinski, Alex Massura, John Cahoy, Bill Bishop
Tennis: Tom Chicoine

BASEBALL

Overall Record: 45-15

Big Ten Record: 19-9

Big Ten Finish: 2nd

1998 Big Ten Tournament Champions

NCAA West Regional

Head Coach
John Anderson

Assistant Coaches
Rob Fornasiere
Mike Dee
J.T. Bruett

Minnesota caps off Record-Breaking Season with the School's 22nd NCAA Tournament Bid: Despite losing a total of 11 seniors, including the team's top four pitchers from 1997, the University of Minnesota Golden Gophers (45-15) finished a remarkable season that resulted in a second-place finish in the Big Ten Conference, a Big Ten Tournament Championship and an automatic bid to the NCAA baseball tournament. Minnesota was eliminated in the NCAA West Region in Stanford, Calif., by Stanford after dropping their opening game to Alabama. The Golden Gophers' 45 wins set a new single-season school record, breaking the previous mark of 43 set in 1993.

Quinlan Named Second-Team All-America: Junior first baseman **ROBB QUINLAN** (Maplewood, Minn.) was named second-team All-America by the National College Baseball Writers Association after another outstanding season. Quinlan finished the season with a .408 batting average, 97 hits, 24 home runs and 59 RBIs. Quinlan was also named third-team All-America by *Collegiate Baseball*. Also cited by *Collegiate Baseball* was freshman shortstop **RICK BROUSSEAU** (St. Paul, Minn.) who was named honorable mention freshman All-America. Brosseau capped off an impressive rookie campaign by batting .316 with seven home runs and 35 RBIs.

Golden Gopher Baseball Program Continues its Winning Ways: Minnesota's record-breaking 45 wins in 1998 marked the 36th consecutive season the Golden Gophers finished with a winning record and the 15th straight time the team has finished with 30 or more wins.

Minnesota has reached or exceeded the 30-win plateau in all but one of Head Coach John Anderson's 17 seasons. The Golden Gophers have eclipsed 40 wins in four of the last seven seasons.

Anderson Collects #600: Head Coach John Anderson notched his 600th career win with a 14-0 victory over Northwestern, May 7. Following his 17th season at the helm, Anderson holds a career record of 605-384-3 (.611) and a Big Ten mark of 252-142 (.640).

Golden Gophers Claim Big Ten Tournament Championship: The Golden Gophers defeated Ohio State, Penn State and Illinois en route to capturing the Big Ten Tournament title in Champaign, Ill. In the championship game, the Gophers overcame a three-run, eighth-inning deficit that was capped off by senior **MARK GROEBNER'S** (Coon Rapids, Minn.) bases-loaded single in the bottom of the ninth inning to give Minnesota a 9-8 win over host Illinois. Groebner was named the tournament's most valuable player after collecting two home runs and eight RBIs.

In the Big Ten: The Golden Gophers finished second in the Big Ten Conference during the regular season with a 19-9 record. Illinois captured the conference title with a 19-5 record. Minnesota and the Fighting Illini split during the regular season with the Golden Gophers winning a pair of extra-inning games. Minnesota led the Big Ten with a 4.54 ERA and finished second with a .342 batting average. Quinlan led the league in runs scored (87), hits (97), home runs (24), total bases (188) and slugging percentage (.790). Groebner was first in RBIs (80) and stolen bases (28) and sophomore third baseman **MATT SCANLON** (Richfield, Minn.) led the conference with 21 doubles.

Quinlan and Selander Named First Team All-Big Ten: Quinlan and junior **CRAIG SELANDER** (West St. Paul, Minn.) were named first team All-Big Ten for 1998. The honor is Quinlan's second consecutive selection, while Selander finished second in the league with 22 home runs, 75 RBIs and 167 total bases in earning his first all-conference honors. Joining the two players on the team were second-team selections Groebner and sophomore **DAN MCGRATH** (Victoria, Australia). Scanlon and sophomore **BEN BIRK** (St. Paul, Minn.) were third-team selections. In addition, Quinlan, Birk, Rick Brosseau and sophomores **ADAM HORTON** (New Ulm, Minn.) and **JEREMY NEGEN** (Blomkest, Minn.) were named to the All-

Big Ten Tournament team.

Records Watch: Quinlan continues to cement his place in the Golden Gopher record book. Quinlan eclipsed four single-season records with his 97 hits, 87 runs scored, 24 home runs and 188 total bases. In addition to the four new single-season records he established this year, Quinlan has already become the school's all-time leader in total bases with 424. Groebner set the single-season RBI record with 80 and finished his career as the school's all-time leader with a .678 slugging percentage. Scanlon established a new single-season mark with 243 at-bats. As a team, the Golden Gophers set new records in hits (715), runs (524), home runs (89), RBIs (478), total bases (1,162), batting average (.342) and slugging percentage (.556).

On the Mound: Birk had a breakout season posting an 8-2 record with a 2.65 ERA. The lefthander was 4-0 in the Big Ten with a stellar 0.34 ERA. With his performance, Birk was invited to participate in the Team USA baseball tryouts in Tuscon, Ariz. McGrath led the team with a 9-3 record and had a 4.68 ERA while collecting a Big Ten-leading eight pickoffs. In 1997 as freshmen, the duo posted a 0-2 record with a combined ERA of 8.21.

Gophers' Longest Winning Streak of the Season Reaches 14 Games: The Golden Gophers' 14-game winning streak (April 25-May 9) surpassed the eight-game streak that ran from March 28 to April 10. The Golden Gophers opened the season with seven wins. The 14-game streak was also the longest since the team won 15 straight in 1993.

Quinlan Named Team MVP: Quinlan was awarded the Richard "Chief" Siebert Memorial MVP Award for the second consecutive year. Quinlan also won the Paul Molitor Batting Champion Award. Birk was presented with the David Winfield Pitcher of the Year Award. Other award winners included McGrath - George Thomas Most Improved Player of the Year, sophomore **MIKE ARLT** (Lakeville, Minn.) - Paul Fortin Scholarship/Athlete Award, Groebner - Golden Gopher Dugout Club Player of the Year and sophomore **KELLY WERNER** (Eau Claire, Wis.) - David Chelensnik Scholarship Award.

Golden Gophers Lose Two Seniors: Minnesota loses only two seniors, Groebner and **JASON DOBIS** (Little Falls, Minn.), from its 1998 squad. The Golden Gophers return six juniors, 12 sophomores and six freshman from its postseason roster.

Game Results for Minnesota (as of Jun 17, 1998)
(All games)

Game date	Opposing team	Score	r	h	e	r	h	e	Inns	Overall	Big Ten	Pitcher of record	Attend Time
Feb 15, 1998	Nebraska	W 6-3	6	15	4/	3	9	2	(11)	1- 0- 0	0- 0- 0	Pautz (W 1-0)	396 3:24
Feb 16, 1998	Nebraska	W 11-4	11	13	0/	4	13	5	9	2- 0- 0	0- 0- 0	Werner (W 1-0)	276 2:41
Feb 16, 1998	Nebraska	W 6-4	6	11	0/	4	9	2	7	3- 0- 0	0- 0- 0	Freeman (W 1-0)	276 2:04
#Feb 20, 1998	vs Washington	W 15-9	15	15	3/	9	13	11	9	4- 0- 0	0- 0- 0	Birk (W 1-0)	158 2:45
#Feb 21, 1998	at San Diego State	W 10-7	10	14	3/	7	14	1	(10)	5- 0- 0	0- 0- 0	Pautz (W 2-0)	244 3:38
Feb 25, 1998	at San Diego State	W 18-12	18	16	4/12	15	2	9	6- 0- 0	0- 0- 0	McGrath (W 1-0)	71 3:55	
Feb 26, 1998	at San Diego	W 3-2	3	3	1/	2	9	3	9	7- 0- 0	0- 0- 0	Shupe (W 1-0)	159 2:12
Feb 27, 1998	at San Diego	10-14 L	10	15	2/14	19	3	9	7- 1- 0	0- 0- 0	Dobis (L 0-1)	150 3:21	
Feb 28, 1998	at San Diego	3-4 L	3	9	1/	4	11	2	(10)	7- 2- 0	0- 0- 0	Pautz (L 2-1)	278 2:50
Mar 01, 1998	at San Diego	W 8-3	8	15	3/	3	10	2	9	8- 2- 0	0- 0- 0	Birk (W 2-0)	341 2:50
Mar 04, 1998	Iowa State	W 12-6	12	18	2/	6	10	4	9	9- 2- 0	0- 0- 0	Dobis (W 1-1)	343 2:21
%Mar 06, 1998	Rutgers	W 9-8	9	18	0/	8	17	0	9	10- 2- 0	0- 0- 0	Wagner (W 1-0)	1317 3:11
%Mar 07, 1998	California	7-9 L	7	10	4/	9	16	1	9	10- 3- 0	0- 0- 0	Birk (L 2-1)	5253 3:22
%Mar 08, 1998	Connecticut	W 11-1	11	14	2/	1	5	2	9	11- 3- 0	0- 0- 0	Freeman (W 2-0)	2196 2:42
Mar 10, 1998	St. Scholastica	W 12-2	12	12	0/	2	5	3	9	12- 3- 0	0- 0- 0	Dobis (W 2-1)	288 2:24
Mar 11, 1998	Gustavus Adolphus	W 18-2	18	16	2/	2	5	3	9	13- 3- 0	0- 0- 0	Wagner (W 2-0)	211 2:32
Mar 13, 1998	Mankato State	W 9-7	9	13	3/	7	9	2	9	14- 3- 0	0- 0- 0	Birk (W 3-1)	586 2:54
Mar 24, 1998	Northern Iowa	W 12-5	12	16	3/	5	10	3	9	15- 3- 0	0- 0- 0	McGrath (W 2-0)	143 3:05
Mar 24, 1998	UW-Milwaukee	W 16-13	16	18	5/13	14	1	9	9	16- 3- 0	0- 0- 0	McGrath (W 3-0)	264 3:27
Mar 25, 1998	UW-Milwaukee	11-13 L	11	14	2/13	16	1	9	9	16- 4- 0	0- 0- 0	Wagner (L 2-1)	168 3:15
*Mar 27, 1998	Purdue	3-5 L	3	9	2/	5	10	0	9	16- 5- 0	0- 1- 0	Dobis (L 2-2)	564 2:32
*Mar 28, 1998	Purdue	3-7 L	3	5	2/	7	9	0	7	16- 6- 0	0- 2- 0	Pautz (L 2-2)	664 2:36
*Mar 28, 1998	Purdue	W 6-4	6	11	0/	4	7	1	7	17- 6- 0	1- 2- 0	Werner (W 2-0)	664 2:16
*Mar 29, 1998	Purdue	W 11-6	11	15	0/	6	11	2	9	18- 6- 0	2- 2- 0	McGrath (W 4-0)	538 3:05
*Apr 03, 1998	Iowa	W 11-5	11	15	2/	5	14	2	9	19- 6- 0	3- 2- 0	Dobis (W 3-2)	564 2:36
*Apr 04, 1998	Iowa	W 3-0	3	4	0/	0	3	2	7	20- 6- 0	4- 2- 0	Pautz (W 3-2)	1324 1:40
*Apr 04, 1998	Iowa	W 14-5	14	17	1/	5	6	1	7	21- 6- 0	5- 2- 0	Werner (W 3-0)	1324 1:50
*Apr 05, 1998	Iowa	W 1-0	1	6	0/	0	8	2	9	22- 6- 0	6- 2- 0	McGrath (W 5-0)	824 2:33
Apr 07, 1998	St. John's	W 8-5	8	9	2/	5	9	1	9	23- 6- 0	6- 2- 0	Wagner (W 3-1)	74 2:28
Apr 08, 1998	Concordia	W 18-0	18	18	1/	0	3	3	9	24- 6- 0	6- 2- 0	Freeman (W 3-0)	74 2:17
*Apr 10, 1998	at Michigan	4-5 L	4	7	0/	5	14	1	9	24- 7- 0	6- 3- 0	Dobis (L 3-3)	777 2:22
*Apr 11, 1998	at Michigan	2-3 L	2	5	1/	3	8	2	7	24- 8- 0	6- 4- 0	Pautz (L 3-3)	1200 1:39
*Apr 11, 1998	at Michigan	2-7 L	2	4	2/	7	8	0	7	24- 9- 0	6- 5- 0	Werner (L 3-1)	1200 1:45
*Apr 12, 1998	at Michigan	W 6-3	6	10	0/	3	11	0	9	25- 9- 0	7- 5- 0	McGrath (W 6-0)	800 2:22
*Apr 17, 1998	at Illinois	4-5 L	4	8	4/	5	7	1	9	25-10- 0	7- 6- 0	Dobis (L 3-4)	478 2:30
*Apr 18, 1998	at Illinois	W 10-6	10	14	1/	6	13	3	(8)	26-10- 0	8- 6- 0	Birk (W 4-1)	905 2:25
*Apr 18, 1998	at Illinois	0-2 L	0	6	2/	2	5	0	7	26-11- 0	8- 7- 0	McGrath (L 6-1)	905 1:36
*Apr 19, 1998	at Illinois	W 11-9	11	14	4/	9	21	2	(12)	27-11- 0	9- 7- 0	McGrath (W 7-1)	753 4:18
Apr 21, 1998	St. Thomas	W 19-5	19	24	3/	5	8	0	9	28-11- 0	9- 7- 0	Haring (W 1-0)	362 2:53
*Apr 24, 1998	Indiana	6-8 L	6	11	1/	8	12	1	9	28-12- 0	9- 8- 0	McGrath (L 7-2)	1004 3:18
*Apr 25, 1998	Indiana	W 6-0	6	13	0/	0	6	2	7	29-12- 0	10- 8- 0	Birk (W 5-1)	1027 2:02
*Apr 25, 1998	Indiana	W 8-7	8	10	0/	7	9	0	7	30-12- 0	11- 8- 0	Wagner (W 4-1)	1027 2:55
*Apr 26, 1998	Indiana	W 19-11	19	18	1/11	16	1	9	9	31-12- 0	12- 8- 0	Dobis (W 4-4)	984 3:10
Apr 29, 1998	Bethel College	W 7-3	7	12	1/	3	7	2	9	32-12- 0	12- 8- 0	Freeman (W 4-0)	103 2:20
Apr 29, 1998	Viterbo	W 18-0	18	17	0/	0	6	4	9	33-12- 0	12- 8- 0	Shupe (W 2-0)	449 2:37
*May 02, 1998	at Michigan State	W 2-1	2	5	0/	1	8	0	7	34-12- 0	13- 8- 0	Birk (W 6-1)	223 1:27
*May 02, 1998	at Michigan State	W 4-1	4	7	0/	1	4	1	7	35-12- 0	14- 8- 0	McGrath (W 8-2)	223 1:35
*May 03, 1998	at Michigan State	W 9-3	9	10	1/	3	9	2	7	36-12- 0	15- 8- 0	Pautz (W 4-3)	180 2:12
*May 03, 1998	at Michigan State	W 5-1	5	10	1/	1	3	3	7	37-12- 0	16- 8- 0	Dobis (W 5-4)	180 1:36
May 05, 1998	St. Cloud State	W 14-10	14	13	3/10	15	3	9	9	38-12- 0	16- 8- 0	Werner (W 4-1)	597 3:02
May 06, 1998	St. Olaf	W 19-3	19	21	0/	3	10	1	9	39-12- 0	16- 8- 0	Freeman (W 5-0)	371 2:55
*May 08, 1998	at Northwestern	W 14-0	14	13	0/	0	2	0	9	40-12- 0	17- 8- 0	Birk (W 7-1)	213 2:11
*May 09, 1998	at Northwestern	W 4-0	4	7	1/	0	5	0	7	41-12- 0	18- 8- 0	McGrath (W 9-2)	404 1:31
*May 09, 1998	at Northwestern	W 4-2	4	6	0/	2	6	1	7	42-12- 0	19- 8- 0	Pautz (W 5-3)	404 1:49
*May 10, 1998	at Northwestern	6-9 L	6	8	0/	9	9	2	9	42-13- 0	19- 9- 0	Dobis (L 5-5)	463 2:09
!May 14, 1998	vs Ohio State	W 10-3	10	18	0/	3	8	0	9	43-13- 0	19- 9- 0	Birk (W 8-1)	1391 2:32
!May 15, 1998	vs Penn State	W 14-5	14	14	4/	5	11	1	9	44-13- 0	19- 9- 0	Pautz (W 6-3)	894 2:57
!May 16, 1998	vs Illinois	W 9-8	9	16	0/	8	15	2	9	45-13- 0	19- 9- 0	Shupe (W 3-0)	1654 3:14
May 21, 1998	vs Alabama	2-8 L	2	5	0/	8	9	0	9	45-14- 0	19- 9- 0	Birk (L 8-2)	1282 2:10
May 22, 1998	vs Stanford	1-19 L	1	5	6/19	23	0	0	9	45-15- 0	19- 9- 0	McGrath (L 9-3)	1612 3:03

*Conference Game
#San Diego Classic
%Hormel Classic
!Big Ten Tournament
() extra inning game

Overall Statistics for Minnesota (as of Jun 17, 1998)
(All games Sorted by Batting avg)

Record: 45-15-0 Home: 27-5-0 Away: 14-8-0 Neutral: 4-2-0 Big Ten: 19-9-0

Player	AVG	GP-GS	AB	R	H	2B	3B	HR	RBI	TB	SLG%	BB	HBP	SO	GDP	OB%	SF	SH	SB-ATT	PO	A	E	FLD%
Robb Quinlan.....	.408	60-58	238	87	97	15	2	24	59	188	.790	28	2	33	1	.467	4	0	6-6	411	45	5	.989
Rob LaRue.....	.381	19-4	21	11	8	2	0	3	12	19	.905	9	1	5	0	.563	1	0	1-1	22	0	1	.957
Craig Selander.....	.372	59-56	226	70	84	13	2	22	75	167	.739	28	0	30	1	.436	3	1	11-18	96	4	3	.971
Mark Groebner.....	.370	59-58	227	70	84	17	3	17	80	158	.696	33	3	37	3	.448	5	0	28-35	87	6	3	.969
Matt Scanlon.....	.366	60-58	243	61	89	21	3	7	62	137	.564	28	2	27	2	.428	5	0	3-5	53	124	25	.876
Adam Horton.....	.347	51-34	124	26	43	11	0	2	21	60	.484	14	0	15	0	.410	1	1	4-8	85	3	3	.967
Matt Brosseau.....	.341	49-39	138	27	47	7	0	2	26	60	.435	9	2	27	1	.384	2	3	8-9	48	104	4	.974
Josh Holthaus.....	.333	35-22	84	16	28	5	1	1	17	38	.452	13	2	15	2	.430	1	0	5-7	47	7	3	.947
Mike Arlt.....	.324	60-54	207	44	67	13	5	0	23	90	.435	38	3	28	4	.430	3	5	7-11	115	3	1	.992
Rick Brosseau.....	.316	57-41	171	39	54	9	2	7	35	88	.515	26	3	27	1	.409	3	0	3-8	67	148	11	.951
Mark Devore.....	.309	52-41	136	26	42	5	0	0	22	47	.346	27	0	18	0	.421	1	8	8-10	78	115	12	.941
Jim Egan.....	.284	41-15	88	18	25	5	3	1	23	39	.443	7	2	18	0	.343	2	0	3-5	15	1	0	1.000
Jeremy Negen.....	.260	55-51	146	22	38	8	1	3	21	57	.390	25	5	35	2	.386	0	4	4-8	279	34	2	.994
Jeremy Beaulieu.....	.257	26-8	35	7	9	3	1	0	2	14	.400	2	0	5	0	.297	0	2	0-0	61	9	2	.972
Eric Gangl.....	.000	3-0	3	0	0	0	0	0	0	0	.000	0	0	1	0	.000	0	0	0-0	5	0	0	1.000
Mike Uttech.....	.000	1-0	1	0	0	0	0	0	0	0	.000	0	0	0	0	.000	0	0	0-0	0	0	0	.000
Jason Dobis.....	.000	1-1	1	0	0	0	0	0	0	0	.000	0	0	0	0	.000	0	0	0-0	13	17	4	.882
Totals.....	.342	60-60	2089	524	715	134	23	89	478	1162	.556	287	25	321	17	.422	31	24	91-131	1514	720	90	.961
Opponents.....	.299	60-60	1997	312	597	99	20	39	267	853	.427	180	28	366	15	.362	17	38	47-78	1463	675	102	.954

LOB - Team (471), Opp (433). DPs turned - Team (61), Opp (49). TPs turned - Team (0), Opp (1). CI - Team (1), Beaulieu 1, Opp (2). IBB - Team (6), Quinlan 3, Selander 2, Groebner 1, Opp (7). Picked off - Groebner 3, Scanlon 1, Devore 1, Negen 1, Arlt 1.

(All games Sorted by Earned run avg)

Player	ERA	W-L	APP	GS	CG	SHO/CBO	SV	IP	H	R	ER	BB	SO	2B	3B	HR	BF	B/Avg	WP	HBP	BK	SFA	SHA
Nathan Bennett.....	0.00	0-0	3	0	0	0/0	0	1.0	0	0	0	5	0	0	0	0	8	.000	3	0	0	0	0
Jason Shupe.....	2.37	3-0	16	0	0	0/2	0	19.0	20	8	5	6	11	3	1	1	83	.270	3	1	0	1	1
Ben Birk.....	2.65	8-2	11	8	3	1/1	0	74.2	67	25	22	11	67	16	1	2	297	.242	7	1	1	2	6
Bob DeWitt.....	3.24	0-0	8	0	0	0/1	0	8.1	6	3	3	3	7	1	1	0	34	.194	3	0	0	0	0
Brad Pautz.....	3.65	6-3	18	8	3	1/0	2	69.0	84	35	28	21	42	12	3	6	301	.310	8	1	0	2	6
Dan McGrath.....	4.68	9-3	22	9	5	2/0	0	75.0	88	42	39	19	48	16	5	6	328	.300	9	6	4	4	6
Vince Gangl.....	4.91	0-0	16	1	0	0/2	0	25.2	29	23	14	14	15	4	1	2	122	.276	3	1	0	0	2
Frank Wagner.....	4.97	4-1	19	4	0	0/0	0	29.0	35	18	16	22	37	9	0	2	144	.304	7	0	0	3	3
Kelly Werner.....	5.02	4-1	16	8	1	0/0	0	52.0	58	30	29	24	45	10	2	1	233	.299	6	6	1	4	5
Andy Persby.....	5.40	0-0	3	0	0	0/1	0	1.2	0	2	1	3	3	0	0	0	8	.000	1	0	0	0	0
Jason Dobis.....	5.42	5-5	17	13	3	0/0	0	83.0	119	63	50	15	48	13	3	9	381	.333	4	5	1	0	4
Kai Freeman.....	5.89	5-0	16	8	0	0/1	0	47.1	67	39	31	23	27	11	1	5	223	.351	2	3	0	1	5
Brandon Kitzerow....	6.30	0-0	8	0	0	0/1	0	10.0	11	11	7	6	8	2	1	2	49	.275	3	3	0	0	0
Kurt Haring.....	9.31	1-0	8	1	0	0/2	0	9.2	13	13	10	8	8	2	1	3	50	.317	0	1	0	0	0
Totals.....	4.54	45-15	60	60	15	7/3	2	505.1	597	312	255	180	366	99	20	39	2261	.299	59	28	7	17	38
Opponents.....	8.21	15-45	60	60	9	1/0	6	487.2	715	524	445	287	321	134	23	89	2458	.342	59	25	1	31	24

PB - Team (8), Negen 6, Beaulieu 2, Opp (12). Pickoffs - Team (14), McGrath 8, Freeman 3, Pautz 2, Shupe 1, Opp (5). SB/ATT - Negen (36-49), Dobis (13-16), Birk (9-13), Beaulieu (8-11), Wagner (6-9), Pautz (3-9), Freeman (3-9), Werner (5-9), Scanlon (3-5), McGrath (1-4), V. Gangl (2-4), Shupe (3-3), Kitzerow (2-2).

Hitting minimums - 1 Games 1 AB
Pitching minimums - 1 Games 1 IP

Overall Statistics for Minnesota (as of Jun 17, 1998)
 (Big Ten games only Sorted by Batting avg)

Record: 19-9-0 Home: 9-3-0 Away: 10-6-0 Big Ten: 19-9-0

Player	AVG	GP-GS	AB	R	H	2B	3B	HR	RBI	TB	SLG%	BB	HBP	SO	GDP	OB%	SF	SH	SB-ATT	PO	A	E	FLD%
Robb Quinlan.....	.410	28-28	105	39	43	10	0	13	27	92	.876	17	0	18	1	.484	2	0	1-1	251	24	0	1.000
Matt Scanlon.....	.378	28-28	111	23	42	11	0	4	24	65	.586	10	0	10	0	.426	1	0	1-3	19	59	5	.940
Craig Selander.....	.358	28-28	106	27	38	7	1	7	27	68	.642	10	0	10	1	.414	0	1	3-7	51	3	2	.964
Jim Egan.....	.313	14-2	16	6	5	0	0	1	5	8	.500	1	0	4	0	.353	0	0	0-0	0	0	0	.000
Mark Groebner.....	.299	28-28	97	23	29	6	1	5	23	52	.536	16	1	15	3	.397	2	0	5-11	41	5	0	1.000
Adam Horton.....	.298	24-16	57	8	17	2	0	1	9	22	.386	4	0	9	0	.344	0	1	3-4	0	0	0	.000
Matt Brosseau.....	.294	21-17	51	8	15	2	0	0	6	17	.333	6	0	13	0	.368	0	2	4-4	19	44	1	.984
Rick Brosseau.....	.288	27-19	73	11	21	2	1	2	14	31	.425	8	1	14	0	.361	1	0	0-1	24	67	5	.948
Mike Arlt.....	.255	28-28	94	16	24	5	1	0	11	31	.330	18	3	12	3	.381	3	0	4-6	54	2	0	1.000
Jeremy Negen.....	.239	27-27	67	9	16	1	0	1	7	20	.299	10	2	16	1	.354	0	3	2-4	128	15	1	.993
Mark Devore.....	.207	25-20	58	6	12	0	0	0	6	12	.207	8	0	11	0	.303	0	2	1-1	33	46	4	.952
Josh Holthaus.....	.167	13-10	30	1	5	1	0	0	6	6	.200	6	1	8	1	.324	0	0	1-1	0	0	0	.000
Jeremy Beaulieu.....	.167	11-1	6	0	1	0	0	0	1	1	.167	1	0	0	0	.286	0	1	0-0	13	3	1	.941

Rob LaRue.....	.000	3-0	0	1	0	0	0	0	0	0	.000	2	1	0	0	1.000	0	0	0-0	0	0	0	.000
Totals.....	.308	28-28	871	178	268	47	4	34	166	425	.488	117	9	140	10	.392	9	10	25-43	654	316	26	.974
Opponents.....	.293	28-28	834	115	244	37	8	13	100	336	.403	80	14	141	8	.362	6	20	16-24	649	320	32	.968

LOB - Team (191), Opp (185). DPs turned - Team (30), Opp (23). CI - Team (0), Opp (2). IBB - Team (2), Quinlan 1, Selander 1, Opp (3). Picked off - Scanlon 1, Groebner 1, Arlt 1.

(Big Ten games only Sorted by Earned run avg)

Player	ERA	W-L	APP	GS	CG	SHO/CBO	SV	IP	H	R	ER	BB	SO	2B	3B	HR	BF	B/Avg	WP	HBP	BK	SFA	SHA
Jason Shupe.....	0.00	0-0	3	0	0	0/0	0	2.1	2	0	0	2	0	0	0	0	10	.250	0	0	0	0	0
Kurt Haring.....	0.00	0-0	1	0	0	0/0	0	1.0	2	3	0	1	1	1	0	1	6	.400	0	0	0	0	0
Ben Birk.....	0.34	4-0	4	3	2	1/1	0	26.1	19	1	1	3	24	2	0	1	98	.207	1	1	0	0	2
Frank Wagner.....	0.96	1-0	8	0	0	0/0	0	9.1	7	1	1	6	10	1	0	1	41	.212	2	0	0	2	0
Dan McGrath.....	2.63	6-2	8	7	5	2/0	0	51.1	50	15	15	15	31	10	2	1	210	.267	4	3	2	0	5
Brad Pautz.....	3.54	3-2	7	6	3	1/0	0	40.2	50	22	16	16	22	8	1	2	181	.316	7	0	0	1	6
Jason Dobis.....	5.77	3-4	8	7	3	0/0	0	48.1	70	36	31	7	26	6	2	6	222	.337	3	5	0	0	2
Kai Freeman.....	5.79	0-0	5	0	0	0/0	0	4.2	6	5	3	6	4	1	1	0	25	.375	0	0	0	0	3
Kelly Werner.....	6.84	2-1	7	5	1	0/0	0	26.1	28	21	20	18	18	7	2	1	121	.298	4	4	1	3	2
Vince Gangl.....	12.27	0-0	7	0	0	0/1	0	7.1	10	11	10	6	4	1	0	0	39	.313	1	1	0	0	0

Bob DeWitt.....	0.00	0-0	1	0	0	0/0	0	0.1	0	0	0	0	1	0	0	0	1	.000	0	0	0	0	0
Totals.....	4.00	19-9	28	28	14	5/1	0	218.0	244	115	97	80	141	37	8	13	954	.293	22	14	3	6	20
Opponents.....	6.49	9-19	28	28	7	1/0	6	216.1	268	178	156	117	140	47	4	34	1018	.308	28	9	0	9	10

PB - Team (4), Negen 2, Beaulieu 2, Opp (4). Pickoffs - Team (9), McGrath 7, Pautz 2, Opp (2). SB/ATT - Negen (11-14), Dobis (7-7), Beaulieu (5-6), Werner (2-5), Pautz (2-4), Birk (2-3), McGrath (0-2), Freeman (1-1), Wagner (1-1), V. Gangl (1-1), Scanlon (0-1).

Hitting minimums - 1 Games 1 AB
 Pitching minimums - 1 Games 1 IP

BASKETBALL

Overall Record: 20-15

Big Ten Record: 6-10

Big Ten Finish: 8th

**Big Ten Tournament
Semifinalist**

NIT Champions

**Head Coach
Clem Haskins**

**Associate Head Coach
Bobby Jones**

**Assistant Coaches
Charles Cunningham
Bill Brown**

Golden Gophers Win NIT, Notch Sixth Consecutive 20-win Season: The Golden Gophers went to New York with two goals in mind - to win the NIT title and tally 20 wins for the season. They accomplished both of those goals, but it took some last minute heroics by QUINCY LEWIS (Jr., Little Rock, Ark.) and an MVP performance by KEVIN CLARK (Jr., Savannah, Ga.) to get the job done. A season that many people had written off in late January when the team was 0-6 in the Big Ten and 7-10 overall became another feather in Head Coach Clem Haskins' cap. The Golden Gophers won 13 of their last 18 games and 11 of their last 14 to win the school's second NIT title in five years.

Beginning of the Lewis and Clark Trail: The first few miles of Minnesota's Lewis and Clark trail were paved in Madison Square Garden by the two juniors. In a see-saw battle with the red-hot Fresno State Bulldogs, Clark scored a career-high 30 points but missed a three-pointer which would have tied the game with under 10 seconds remaining. Lewis calmly picked up the rebound and nailed a three-pointer with 4.8 seconds remaining to send the game into overtime. Lewis and Clark each added four points in the extra session, and SAM JACOBSON (Sr., Cottage Grove, Minn.) scored six points to seal the victory. Lewis finished with a double-double with 19 points and 10 rebounds. Clark had 30 points and Jacobson had 19. The victory set up a title game against Big Ten foe Penn State which had defeated Georgia in the semifinals.

Lewis and Clark Tame the Nittany Lions: Lewis and Clark were again the leaders with strong help from All-American Sam Jacobson who had 23 points. Clark blazed his way to NIT MVP honors with 28 points and a stellar defensive job on Penn State's Pete Lisicky, holding him to 11 points on 3-of-12 shooting. Lewis had 19 points, six rebounds and three steals to win a spot on the all-tournament team. Jacobson's 47 points in the two games won him a spot on the all-tournament team and a place in Minnesota history, as he passed NBA Hall of Famer Kevin McHale and took the No. 5 spot on the all-time scoring chart with 1,709 career points.

In the Big Apple: The Golden Gophers raised their Madison Square Garden record to 6-2 when playing in the NIT. Minnesota has now won two NIT titles in the past five years. Minnesota advanced to the second round of the NCAA Tournament the year following the 1993 NIT title.

"Instant Offense:" Lewis built his nickname of "Instant Offense" as a key bench player his first two years. As a starter this season no play epitomizes the moniker more than his clutch three-pointer to force overtime against Fresno State in the semifinals of the NIT. The team's second-leading scorer at 14.5 points per game, Lewis finished the season with 506 points and now has 989 career points. He was the team's most consistent player this year and scored in double figures in all but five games. An outstanding defender as well, he tallied six blocks against Fresno State (12/20), the seventh largest single-game number in school history and the most by any player under 6-11 (Mychal Thompson, Randy Breuer, Kevin McHale are ahead of him). Lewis led the team in blocks with 50 and was second in the steals category with 68. He was hampered by a variety of injuries this season including his left thumb and wrist which he injured in the Florida Atlantic game and reinjured against Purdue and Penn State. He played the majority of the season with a partial cast on his left hand which he took off for the first time against Alabama-Birmingham in the second round of the NIT. An all-tournament selection at the inaugural Big Ten Tournament, Lewis averaged 19.0 ppg and 5.0 rpg. He was named to the NIT all-tournament team with his averages of 19 points and eight rebounds per game.

Lewis And Tarver Named Captains: Head Coach Clem Haskins announced that Lewis and MILES TARVER (Jr., Oakland, Calif.) will be the team captains next year.

Homecoming For Harris: ERIC HARRIS (Sr., Bronx, N.Y.) had a dream come true when Minnesota beat Marquette to advance to Madison Square Garden. Harris is a native of the Bronx and wanted to play in his hometown. His steal against Penn State's Joe Crispin late in the NIT championship game sealed the victory for the Golden Gophers. He led the team with 51 three-pointers and hit 39 percent of his three-point attempts throughout the season. Against Colorado State, Harris hit 5-of-7 three-pointers to lead the team. In the upset of top-seeded Michigan State (3/6) in the Big Ten Tournament, Harris converted on 10-of-12 field goals and 4-of-6 three-pointers to tally a career-high 29 points. He hit 7-of-13 three-pointers in the tournament and 17-of-32 field goals overall for an average of 18.3 points per game. Harris finished the season with 475 points, good for 24th on Minnesota's all-time scoring list.

Ball Hawk: Harris ran the offense and keyed the defensive pressure for the Golden Gophers this season. Harris finished the year with 72 steals (2.1 spg) which was third in Big Ten. His 194 career steals puts him second on the Minnesota all-time list behind Melvin Newbern who had 215 from 1987-90. Harris was named one of the top five on-the-ball defenders in the nation by Sports Illustrated last year. An excellent playmaker as well, he led this year's team with 144 assists (4.1 apg) and was third in overall scoring at 13.6 points per game. Harris had an excellent 433-214 career assist-to-turnover ratio. The 433 career assists put him second on the all-time list (Arriel McDonald, 547).

Crunch Time at the Line: Harris led the team in free-throw shooting overall and was second during crunch time. Harris hit at a 79 percent clip overall and hit 37-of-45 free-throw attempts (.822) in the final two minutes of games this season. Sam Jacobson led the team in crunch time with an 85 percent (11-13) mark.

"Slammin' Sam" Finishes Fifth in All-time Scoring: Jacobson finished his career strong averaging 23.5 points in New York, garnering all-tournament honors. His 47 points in the two final NIT games put him past NBA Hall of Famer Kevin McHale (1,704) with 1,709 career points and into the No. 5 spot all-time. He led the Golden Gophers in scoring at 18.2 points per game, the highest average since Voshon Lenard had 18.9 in 1993-94. Jacobson scored 20-plus points in 16 of the last 25 games. He scored 20 or more points a total of 17 times this season, tallied double figures 28 times and led the team in scoring 15 times. He had scored in double figures in 79 of his

last 98 games and had scored 20 or more points 25 times in his career. In addition to his scoring, Jacobson averaged 5.2 rebounds and 1.8 assists overall per game. A United States Basketball Writers Association honorable mention All-America selection last year, he was a pre-season top 10 pick for the Wooden and Naismith Awards and a preseason All-Big Ten selection by the media, he finished second in the preseason player of the year voting for the Big Ten. Jacobson missed three games (at Northwestern, at Penn State, vs. Michigan State) early in the Big Ten season with a lower back sprain.

Gopher Captains Are Winners:

Minnesota co-captains Harris and Jacobson will leave Minnesota as the winningest pair of guards in school history. They won 91 games for an average of 22.8 wins per season in their four-year careers. Their winning percentage stands at .684 (91-42). Last year's twin towers John Thomas and Trevor Winter hold the record with 92 wins over a four-year span.

Strong Second Half: Minnesota has been one of the top teams in the Big Ten during the second half of the Big Ten schedule the past three seasons. During that span Minnesota has posted a 20-6 mark, including a 7-2 mark in 1996-97, a 9-0 mark last year and a 4-4 mark this year.

K.C. From J.C.: Clark was the fourth leading scorer on the team at 11.6 points per game and blossomed into a big-time scoring threat at the end of the season. He was instrumental in the team's late-season success, especially in the NIT where he was named tournament MVP. During the Big Ten season, he shot 46 percent from three-point range which was fourth in the conference and hit 40 percent of his threes overall. The two-time Georgia High School Class A Player of the Year was second on the team in assists (90) and averaged 4.1 rebounds per game.

Awards Recap: Jacobson was a second team All-Big Ten selection and an NIT All-Tournament selection. Lewis was an honorable mention All-Big Ten selection, a Big Ten All-Tournament selection and a NIT All-Tournament selection. Harris was an honorable mention All-Big Ten selection. Clark was the MVP of the NIT. Harris and Jacobson were team MVP's, Clark was named the most improved player. Tarver was named the team's top rebounder and Harris won the free throw shooting award and the top defensive player award. Lewis was named the team's most versatile player and KEVIN

NATHANIEL (Fr., Camarillo, Calif.) was selected for the Hustle Award.

Haskins Named Goodwill Games Coach: Clem Haskins has been named head coach of the 1998 Goodwill Games team that will represent the United States in the competition in New York City, July 18-24. Haskins was an assistant to Lenny Wilkins on the 1996 Olympic Team and led the 1994 U.S. Junior team to a gold medal at the World Championships qualifier. Haskins has a sparkling 12-0 mark when representing USA Basketball.

Pack of Thieves: Harris finished second on the all-time steals list with 194 thefts. Lewis was second on the team this season with 68 steals and has tallied 129 career steals, putting him 10th on the all-time list. Jacobson had 42 steals this year and 130 during his career, good for ninth on the all-time list. Minnesota averaged 8.7 steals per game this year, second in the Big Ten.

Minnesota Leads Big Ten In Turnover

Margin: Minnesota was the top team in the Big Ten in turnover margin last year with a +4.17 mark led by guards Bobby Jackson and Harris. With Harris, Lewis, and Clark on the court, this year's team again led the league in the turnover margin department. Minnesota forced an average of 16.3 turnovers per game and had a +3.63 turnover margin in the Big Ten this year.

Golden Gophers Set Attendance Mark:

The Golden Gophers set a modern single-game attendance mark on January 18 when 14,843 fans turned out at Williams Arena for a game against Iowa. That was the biggest crowd since the remodeling of Williams Arena in 1994. Last year, Minnesota had a banner season for attendance with 210,806 fans, an average of 14,054 per game. This year that figure hit 272,338 fans for an average of 13,617. The 272,338 fans for one season is second on the all-time attendance list to 1993 when Minnesota also won the NIT and had three additional home games.

How Haskins Ranks: Clem Haskins completed his 12th season as the Golden Gopher head coach this year. He has a 223-154 record at the University of Minnesota and a 324-227 career coaching mark. He is now third for length of tenure with 12 seasons at Minnesota. Dr. L.J. Cooke leads the list with 27 seasons (1897-1924), while Dave MacMillan is second with 18 seasons (1927-42, 1945-48). Haskins' 223 wins at the University of Minnesota put him second to Cooke (244) in all-time victories.

The Waiting Game: Two very talented transfers are waiting in the wings for next

season. **TERRANCE SIMMONS** (So., Houghton, La.), a 6-3 guard, transferred from LSU after playing in 29 games as a freshman for the Tigers. The 1996 "Mr. Basketball" award winner in Minnesota, **MITCH OHNSTAD** (So., Faribault, Minn.), transferred from Cal-Poly San Luis Obispo after playing in 30 games as a freshman.

Golden Gophers Sign Three Players in Early Signing Period: The University of Minnesota announced that three prep stars had signed national letters of intent to attend Minnesota and play basketball. That group is highlighted by high school All-America selection Joel Przybilla of Monticello, Minn. The Golden Gophers also received tenders from 6-2 guard Kevin Burleson of Seattle's O'Dea High School and 6-6 forward Nick Sinville of Shreveport, La. That early signing period class is rated in the top 20 in the country by recruiting expert Bob Gibbons.

Przybilla is a seven-foot center who became the most sought-after Minnesota recruit in state history after he climbed to the top of every recruiters list this past summer with his play in the national camp tournaments. An outstanding defensive player who averaged 10.3 blocks per game last year, he is rated as the top center in the country and the third best player overall by recruiting expert Bob Gibbons of All-Star Publications. Przybilla was the Associated Press Player of the Year in Minnesota as a junior when he averaged 18.3 points and 13.3 rebounds per game.

Burleson is a combination guard who can play point or shooting guard. He helped lead O'Dea High School to two consecutive state titles. He is an excellent ball handler and outside shooter.

Sinville might be the sleeper of the group. A swing man who can play forward or guard, he averaged 21.1 points and 14 rebounds per game as a junior at Loyola College Prep school. He is a very strong physical player who has excellent moves in the low post.

Przybilla Named McDonald's All-American and Minnesota's Gatorade Player of the Year: Incoming center Joel Przybilla was named a McDonald's All-American and played in the McDonald's All-America game and the Magic Johnson Roundball Classic. Przybilla was also named the Gatorade Player of the Year and the Associated Press Player of the Year for Minnesota.

Minnesota (20-15) BASKETBALL STATISTICS

REPORT 2 - SEASON SCHEDULE- RESULTS & LEADERS - ALL GAMES

SEASON: 97-98

RECORD:	OVERALL	HOME	AWAY	NEUTRAL
ALL GAMES.....	(20-15)	(14-6)	(1-8)	(5-1)
CONFERENCE.....	(6-10)	(5-3)	(1-7)	(0-0)
NON-CONFERENCE.....	(14-5)	(9-3)	(0-1)	(5-1)

DATE	TIME	OPPONENT	SCORE	W/L	ATTEND	HIGH POINTS	HIGH REBOUNDS
11-14-97	8:30 p.m.	vs Villanova	68-55	W	12,121	(13)Jacobson, Sam	(10)Tarver, Miles
11-17-97	7:00 p.m.	UTAH STATE	64-75	L	13,109	(17)Lewis,Quincy	(8)Jacobson, Sam
11-22-97	7:00 p.m.	ALABAMA	63-64	L	13,822	(22)Jacobson, Sam	(9)Lewis,Quincy
12-1-97	7:00 p.m.	CAMPBELL	67-57	W	12,672	(19)Harris, Eric	(7)Lewis,Quincy (7)Tarver, Miles
12-3-97	7:00 p.m.	EASTERN MICHIGAN	65-58	W	13,571	(15)Lewis,Quincy	(10)Tarver, Miles
12-5-97	7:00 p.m.	WESTERN CAROLINA	63-46	W	13,770	(15)Jacobson, Sam	(14)Tarver, Miles
12-13-97	7:00 p.m.	NEBRASKA	66-70	L	14,040	(24)Lewis,Quincy	(9)Tarver, Miles
12-17-97	8:30 p.m.	at Cincinnati	71-81	L	10,808	(24)Jacobson, Sam	(9)Tarver, Miles
12-20-97	8:30 p.m.	FRESNO STATE	92-72	W	14,101	(22)Jacobson, Sam	(10)Lewis,Quincy
12-22-97	7:00 p.m.	SACRAMENTO STATE	100-56	W	13,829	(21)Jacobson, Sam	(6)Clark, Kevin (6)Broxsie, Antoine
12-28-97	12:00 p.m.	FLORIDA ATLANTIC	95-45	W	13,794	(26)Jacobson, Sam	(14)Tarver, Miles
1-2-98	12:00 p.m.	* PURDUE	79-83	L	14,521	(28)Jacobson, Sam	(7)Clark, Kevin
1-7-98	7:00 p.m.	* at Northwestern	59-66	L	3,813	(19)Harris, Eric	(7)Lewis,Quincy
1-10-98	11:15 a.m.	* at Penn State	68-75	L	10,461	(20)Harris, Eric	(9)Tarver, Miles
1-14-98	7:00 p.m.	* MICHIGAN STATE	60-74	L	14,187	(17)Lewis,Quincy	(10)Tarver, Miles
1-18-98	3:00 p.m.	* IOWA	69-82	L	14,843	(24)Jacobson, Sam	(7)Lewis,Quincy
1-20-98	6:30 p.m.	* at Michigan	57-65	L	12,264	(21)Jacobson, Sam	(7)Jacobson, Sam
1-24-98	1:30 p.m.	* OHIO STATE	76-53	W	14,402	(21)Jacobson, Sam	(9)Sanden, Kyle
1-27-98	6:30 p.m.	* WISCONSIN	58-48	W	14,354	(20)Lewis,Quincy	(11)Tarver, Miles
1-31-98	12 p.m.	* at Indiana	82-95	L	17,146	(28)Harris, Eric	(11)Lewis,Quincy
2-4-98	7 p.m.	* at Illinois	56-68	L	12,204	(16)Jacobson, Sam	(7)Clark, Kevin
2-7-98	1:00 pm	* MICHIGAN	88-78	W	14,714	(24)Harris, Eric	(9)Jacobson, Sam
2-12-98	6:30 p.m.	* at IOWA	73-71	W	15,500	(21)Clark, Kevin	(7)Clark, Kevin (7)Tarver, Miles
2-14-98	7:00 p.m.	* at Michigan State	59-71	L	15,138	(17)Jacobson, Sam	(11)Clark, Kevin
2-18-98	7 p.m.	* PENN STATE	82-77	W	14,145	(23)Jacobson, Sam	(5)Harris, Eric
2-25-98	7:00 p.m.	* at Purdue	83-87	L	14,123	(22)Harris, Eric	(8)Clark, Kevin
2-28-98	1:30 p.m.	* NORTHWESTERN	59-54	W	14,519	(20)Harris, Eric	(4)Jacobson, Sam (4)Broxsie, Antoine (4)Tarver, Miles
3-5-98	1:00 p.m.	# vs Northwestern	64-56	W		(25)Lewis,Quincy	(8)Lewis,Quincy
3-6-98	3:00 p.m.	# vs Michigan State	76-73	W	21,711	(29)Harris, Eric	(5)Harris, Eric
3-7-98	1:00 p.m.	# vs Michigan	69-85	L	21,711	(25)Lewis,Quincy	(9)Stanford, Jason
3-11-98	7:00 p.m.	@ COLORADO STATE	77-65	W	8,058	(20)Jacobson, Sam	(6)Jacobson, Sam (6)Clark, Kevin (6)Harris, Eric
03-16-98	7:05	ALABAMA-BIRMINGHAM	79-66	W	14,045	(21)Lewis,Quincy	(7)Jacobson, Sam (7)Lewis,Quincy
3-18-98	8:30 p.m.	@ MARQUETTE (20-11)	73-71	W	11,842	(24)Lewis,Quincy	(11)Jacobson, Sam
3-24-98	6:00 p.m.	@ vs Fresno State	91-89	W OT		(30)Clark, Kevin	(10)Lewis,Quincy
3-26-98	6:30 p.m.	@ vs Penn State	79-72	W	13,159	(28)Clark, Kevin	(8)Tarver, Miles

ATTENDANCE SUMMARY:	TOTALS	AVG/GAME
HOME.....	272,338	13,617
AWAY.....	111,457	12,384
NEUTRAL.....	68,702	11,450
TOTAL.....	452,497	12,928

Minnesota (20-15) BASKETBALL STATISTICS

REPORT 3 - SEASON BOX SCORE - ALL GAMES
SEASON: 97-98

PAGE 1
05/08/72

P L A Y E R	GP-GS	T O T A L			3-POINTERS			R E B O U N D S										PTS - AVG
		MIN--AVG	FG-FGA	PCT	FG-FGA	PCT	FT-FTA	PCT	OFF-DEF	TOT--AVG	PF-FO	A	TO	BLK	ST			
05 Jacobson, Sam	32 32	995 31.1	215 505	.426	48 148	.324	104 143	.727	54 111	165 5.2	83 2	57 58	6 42	582 18.2				
20 Lewis, Quincy	35 34	1044 29.8	197 431	.457	32 107	.299	80 118	.678	62 133	195 5.6	118 8	66 49	50 68	506 14.5				
33 Harris, Eric	35 34	1223 34.9	142 315	.451	51 131	.389	140 177	.791	17 80	97 2.8	82 1	144 70	2 72	475 13.6				
10 Clark, Kevin	35 24	975 27.9	141 289	.488	38 95	.400	86 113	.761	49 95	144 4.1	50 0	90 69	1 41	406 11.6				
42 Tarver, Miles	35 18	932 26.6	49 122	.402	0 1	.000	55 81	.679	79 141	220 6.3	102 5	54 61	14 22	153 4.4				
51 Sanden, Kyle	34 32	577 17.0	63 128	.492	3 5	.600	19 28	.679	22 55	77 2.3	94 6	20 50	24 10	148 4.4				
03 Archambault, Russ	19 0	273 14.4	28 91	.308	15 58	.259	15 16	.938	4 12	16 0.8	34 0	26 27	2 10	86 4.5				
13 Nathaniel, Kevin	33 0	379 11.5	21 62	.339	0 4	.000	23 36	.639	24 33	57 1.7	49 1	22 22	2 19	65 2.0				
30 Stanford, Jason	26 0	165 6.3	22 39	.564	1 5	.200	7 13	.538	21 21	42 1.6	26 0	8 9	4 7	52 2.0				
40 Broxsie, Antoine	30 0	304 10.1	20 38	.526	0 0	.000	6 10	.600	22 46	68 2.3	48 1	7 16	37 8	46 1.5				
22 Schoenrock, Rob	24 1	124 5.2	1 4	.250	0 1	.000	4 7	.571	11 6	17 0.7	27 0	4 5	0 3	6 0.3				
31 Stanford, Jermaine	13 0	29 2.2	2 5	.400	0 0	.000	1 3	.333	5 4	9 0.7	3 0	0 0	4 2	5 0.4				
50 Aune, John	0 0	0 0.0	0 0	.000	0 0	.000	0 0	.000	0 0	0 0.0	0 0	0 0	0 0	0 0.0				
45 Rychart, Dusty	0 0	0 0.0	0 0	.000	0 0	.000	0 0	.000	0 0	0 0.0	0 0	0 0	0 0	0 0.0				
TEAM REBOUNDS.....									68	53	121							
Minnesota (20-15)	35	7020	901 2029	.444	188 555	.339	540 745	.725	438 790	1228 35.1	716 24	498 440	144 304	2530 72.3				
Opponents	35	7020	810 1915	.423	201 606	.332	582 826	.705	464 829	1293 36.9	678	489 570	123 214	2403 68.7				

SCORE BY PERIODS:	1st	2nd	OT1	OT2	OT3	OT4	TOTAL
Opponents	1132	1259	12	0	0	0	2403
Minnesota (20-15)	1183	1333	14	0	0	0	2530

DEADBALL REBOUNDS:	OFF	DEF	TOTAL
Opponents	88	5	93
Minnesota (20-15)	64	5	69

RECORD:	OVERALL	HOME	AWAY	NEUTRAL
ALL GAMES.....	(20-15)	(14-6)	(1-8)	(5-1)
CONFERENCE.....	(6-10)	(5-3)	(1-7)	(0-0)
NON-CONFERENCE.....	(14-5)	(9-3)	(0-1)	(5-1)

Minnesota (20-15) BASKETBALL STATISTICS

REPORT 3 - SEASON BOX SCORE - CONFERENCE GAMES
SEASON: 97-98

PAGE 1
05/08/72

P L A Y E R	GP-GS	MIN--AVG	T O T A L		3-POINTERS		R E B O U N D S				P F - F O				PTS - AVG
			FG-FGA	PCT	FG-FGA	PCT	FT-FTA	PCT	OFF-DEF	TOT--AVG	A	TO	BLK	ST	
05 Jacobson, Sam	13 13	404 31.1	92 230	.400	23 67	.343	49 61	.803	24 38	62 4.8	36 1	19 17	2 13	256 19.7	
33 Harris, Eric	16 15	579 36.2	71 159	.447	29 70	.414	66 79	.835	7 37	44 2.8	35 0	58 30	1 32	237 14.8	
10 Clark, Kevin	16 13	474 29.6	70 155	.452	26 57	.456	34 50	.680	29 47	76 4.8	31 0	43 32	0 18	200 12.5	
20 Lewis, Quincy	16 16	469 29.3	76 181	.420	9 39	.231	31 47	.660	27 55	82 5.1	57 6	31 19	18 29	192 12.0	
51 Sanden, Kyle	15 15	296 19.7	38 72	.528	3 4	.750	8 15	.533	8 32	40 2.7	52 4	7 34	10 3	87 5.8	
42 Tarver, Miles	16 7	394 24.6	15 39	.385	0 0	.000	14 25	.560	29 61	90 5.6	46 4	26 23	5 9	44 2.8	
03 Archambault, Russ	8 0	99 12.4	12 31	.387	6 20	.300	5 5	1.00	2 5	7 0.9	16 0	10 7	0 1	35 4.4	
13 Nathaniel, Kevin	16 0	206 12.9	12 34	.353	0 3	.000	7 16	.438	15 15	30 1.9	30 1	11 10	1 9	31 1.9	
40 Broxsie, Antoine	15 0	126 8.4	5 11	.455	0 0	.000	2 2	1.00	7 14	21 1.4	26 1	2 5	13 2	12 0.8	
30 Stanford, Jason	9 0	46 5.1	3 9	.333	0 0	.000	2 3	.667	6 6	12 1.3	7 0	2 4	0 2	8 0.9	
22 Schoenrock, Rob	13 1	87 6.7	1 4	.250	0 1	.000	3 5	.600	10 4	14 1.1	20 0	4 4	0 2	5 0.4	
31 Stanford, Jermaine	5 0	13 2.6	0 0	.000	0 0	.000	1 2	.500	3 1	4 0.8	0 0	0 2	1 2	1 0.2	
50 Aune, John	0 0	0 0.0	0 0	.000	0 0	.000	0 0	.000	0 0	0 0.0	0 0	0 0	0 0	0 0.0	
45 Rychart, Dusty	0 0	0 0.0	0 0	.000	0 0	.000	0 0	.000	0 0	0 0.0	0 0	0 0	0 0	0 0.0	
TEAM REBOUNDS.....									31 20	51					
Minnesota (20-15)	16	3195	395 925	.427	96 261	.368	222 310	.716	198 335	533 33.3	356 17	213 187	51 122	1108 69.3	
Opponents	16	3195	370 829	.446	93 256	.363	314 419	.749	185 393	578 36.1	306	246 236	65 97	1147 71.7	

SCORE BY PERIODS:	1st	2nd	OT1	OT2	OT3	OT4	TOTAL
Opponents	532	615	0	0	0	0	1147
Minnesota (20-15)	520	588	0	0	0	0	1108

DEADBALL REBOUNDS:	OFF	DEF	TOTAL
Opponents	41	2	43
Minnesota (20-15)	27	2	29

RECORD:	OVERALL	HOME	AWAY	NEUTRAL
CONFERENCE.....	(6-10)	(5-3)	(1-7)	(0-0)

Minnesota (20-15) BASKETBALL STATISTICS

REPORT 5 - GAME BY GAME POINTS-REBOUNDS-ASSISTS - ALL GAMES
SEASON: 97-98

PAGE 1/2
05/08/72

OPPONENT	DATE	SCORE	W/L	03 Archambault	05 Jacobson,	10 Clark, Kev	13 Nathaniel,	20 Lewis,Quin	22 Schoenrock	30 Stanford,	31 Stanford,
vs Villanova	11-14-97	68-55	W	5- 2- 4	13- 8- 1	11- 8- 3	0- 0- 0	10- 3- 3	DNP	0- 0- 0	DNP
UTAH STATE	11-17-97	64-75	L	3- 0- 3	9- 8- 4	11- 3- 1	4- 1- 0	17- 4- 2	DNP	DNP	0- 1- 0
ALABAMA	11-22-97	63-64	L	0- 0- 0	22- 6- 1	6- 2- 2	DNP	10- 9- 0	0- 0- 0	DNP	DNP
CAMPBELL	12-1-97	67-57	W	12- 0- 3	9- 5- 0	5- 3- 2	0- 0- 0	13- 7- 5	0- 1- 0	2- 1- 0	DNP
EASTERN MICHIGAN	12-3-97	65-58	W	11- 1- 2	13- 8- 1	4- 2- 0	0- 0- 0	15- 4- 1	DNP	4- 2- 1	DNP
WESTERN CAROLINA	12-5-97	63-46	W	7- 1- 0	15- 8- 3	6- 1- 0	0- 0- 0	11-11- 2	DNP	4- 3- 0	DNP
NEBRASKA	12-13-97	66-70	L	3- 1- 1	6- 2- 1	6- 2- 0	DNP	24- 8- 3	DNP	1- 1- 0	DNP
at Cincinnati	12-17-97	71-81	L	3- 0- 0	24- 4- 0	8- 1- 2	0- 0- 0	18- 3- 1	0- 0- 0	4- 0- 0	DNP
FRESNO STATE	12-20-97	92-72	W	0- 2- 1	22- 3- 0	21- 3- 2	9- 5- 0	11-10- 4	0- 0- 0	0- 0- 0	DNP
SACRAMENTO STATE	12-22-97	100-56	W	2- 0- 1	21- 4- 1	12- 6- 4	8- 3- 1	14- 3- 5	0- 0- 0	5- 3- 1	2- 0- 0
FLORIDA ATLANTIC	12-28-97	95-45	W	5- 2- 1	26- 4- 4	3- 6- 6	4- 5- 1	16- 6- 4	0- 1- 0	0- 0- 0	2- 2- 0
PURDUE	1-2-98	79-83	L	0- 0- 3	28- 5- 1	13- 7- 2	8- 3- 1	12- 5- 3	0- 4- 1	0- 0- 0	DNP
at Northwestern	1-7-98	59-66	L	15- 2- 4	DNP	2- 1- 1	0- 0- 2	13- 7- 0	1- 1- 0	2- 1- 0	DNP
at Penn State	1-10-98	68-75	L	8- 1- 0	DNP	6- 4- 5	0- 0- 1	10- 3- 4	0- 0- 0	0- 0- 0	0- 0- 0
MICHIGAN STATE	1-14-98	60-74	L	0- 1- 1	DNP	13- 8- 2	0- 2- 2	17- 5- 5	0- 1- 0	2- 3- 0	DNP
IOWA	1-18-98	69-82	L	2- 1- 1	24- 3- 2	12- 4- 1	0- 2- 1	10- 7- 2	4- 4- 0	DNP	DNP
at Michigan	1-20-98	57-65	L	8- 2- 0	21- 7- 0	4- 4- 0	0- 1- 0	8- 5- 1	0- 1- 0	DNP	DNP
OHIO STATE	1-24-98	76-53	W	DNP	21- 6- 6	15- 1- 2	0- 6- 1	17- 5- 3	0- 0- 0	0- 1- 0	0- 0- 0
WISCONSIN	1-27-98	58-48	W	0- 0- 0	16- 5- 2	11- 5- 4	2- 2- 0	20- 3- 0	0- 1- 0	DNP	DNP
at Indiana	1-31-98	82-95	L	2- 0- 1	22- 3- 2	15- 4- 1	2- 2- 0	8-11- 4	DNP	DNP	DNP
at Illinois	2-4-98	56-68	L	DNP	16- 6- 0	12- 7- 4	4- 0- 0	10- 6- 1	0- 0- 1	DNP	DNP
MICHIGAN	2-7-98	88-78	W	DNP	19- 9- 2	17- 0- 6	1- 3- 0	19- 8- 4	DNP	DNP	DNP
at IOWA	2-12-98	73-71	W	DNP	20- 6- 2	21- 7- 2	0- 1- 0	8- 5- 3	0- 0- 0	DNP	DNP
at Michigan State	2-14-98	59-71	L	DNP	17- 4- 0	14-11- 2	8- 4- 0	7- 4- 0	0- 0- 1	0- 0- 0	DNP
PENN STATE	2-18-98	82-77	W	DNP	23- 3- 1	17- 2- 5	2- 2- 0	11- 4- 0	0- 2- 1	0- 1- 1	0- 1- 0
at Purdue	2-25-98	83-87	L	DNP	15- 1- 0	18- 8- 2	4- 1- 2	14- 1- 1	DNP	4- 4- 1	0- 0- 0
NORTHWESTERN	2-28-98	59-54	W	DNP	14- 4- 1	10- 3- 4	0- 1- 1	8- 3- 0	0- 0- 0	0- 2- 0	1- 3- 0
vs Northwestern	3-5-98	64-56	W	DNP	23- 3- 2	5- 4- 0	0- 4- 1	25- 8- 0	DNP	0- 0- 1	0- 0- 0
vs Michigan State	3-6-98	76-73	W	DNP	13- 4- 3	8- 2- 5	1- 0- 1	7- 2- 2	DNP	8- 2- 1	DNP
vs Michigan	3-7-98	69-85	L	DNP	9- 4- 3	4- 3- 4	0- 0- 1	25- 5- 1	0- 0- 0	8- 9- 1	0- 1- 0
COLORADO STATE	3-11-98	77-65	W	DNP	20- 6- 1	6- 6- 4	5- 3- 3	15- 3- 0	0- 0- 0	2- 2- 0	0- 0- 0
ALABAMA-BIRMINGHAM	03-16-98	79-66	W	DNP	13- 7- 5	17- 3- 4	0- 1- 0	21- 7- 0	0- 0- 0	6- 2- 0	0- 0- 0
MARQUETTE (20-11)	3-18-98	73-71	W	DNP	21-11- 5	15- 2- 3	2- 1- 2	24- 4- 1	1- 1- 0	0- 2- 1	DNP
vs Fresno State	3-24-98	91-89	W OT	DNP	24- 5- 2	30- 4- 4	1- 1- 1	19-10- 1	DNP	0- 1- 0	DNP
vs Penn State	3-26-98	79-72	W	DNP	23- 3- 1	28- 7- 1	0- 3- 0	19- 6- 0	0- 0- 0	0- 2- 0	0- 1- 0

Minnesota (20-15) BASKETBALL STATISTICS

REPORT 5 - GAME BY GAME POINTS-REBOUNDS-ASSISTS - ALL GAMES
SEASON: 97-98

PAGE 2/2
05/08/72

OPPONENT	DATE	SCORE	W/L	33	40	42	45	50	51
				Harris, Er	Broxsie, A	Tarver, Mi	Rychart, D	Aune, John	Sanden, Ky
vs Villanova	11-14-97	68-55	W	7- 2- 4	6- 5- 0	12-10- 1	DNP	DNP	4- 1- 1
UTAH STATE	11-17-97	64-75	L	12- 5- 2	DNP	2- 7- 3	DNP	DNP	6- 3- 0
ALABAMA	11-22-97	63-64	L	10- 0- 5	4- 5- 1	7- 8- 1	DNP	DNP	4- 3- 1
CAMPBELL	12-1-97	67-57	W	19- 0- 3	0- 3- 0	4- 7- 2	DNP	DNP	3- 0- 0
EASTERN MICHIGAN	12-3-97	65-58	W	13- 0- 4	0- 4- 1	3-10- 2	DNP	DNP	2- 1- 1
WESTERN CAROLINA	12-5-97	63-46	W	4- 0- 7	6- 4- 0	10-14- 0	DNP	DNP	0- 3- 1
NEBRASKA	12-13-97	66-70	L	11- 2- 2	1- 2- 0	8- 9- 0	DNP	DNP	6- 0- 2
at Cincinnati	12-17-97	71-81	L	4- 6- 4	4- 4- 0	4- 9- 2	DNP	DNP	2- 1- 1
FRESNO STATE	12-20-97	92-72	W	15- 2- 6	2- 7- 0	6- 7- 2	DNP	DNP	6- 3- 0
SACRAMENTO STATE	12-22-97	100-56	W	17- 2- 5	4- 6- 2	9- 1- 1	DNP	DNP	6- 3- 1
FLORIDA ATLANTIC	12-28-97	95-45	W	11- 4- 5	3- 2- 1	19-14- 0	DNP	DNP	6- 3- 0
PURDUE	1-2-98	79-83	L	12- 2- 5	2- 0- 0	4- 6- 3	DNP	DNP	0- 3- 0
at Northwestern	1-7-98	59-66	L	19- 4- 2	0- 0- 0	0- 5- 1	DNP	DNP	7- 2- 0
at Penn State	1-10-98	68-75	L	20- 6- 2	2- 0- 0	6- 9- 3	DNP	DNP	16- 3- 0
MICHIGAN STATE	1-14-98	60-74	L	7- 1- 3	0- 1- 0	6-10- 0	DNP	DNP	15- 5- 2
IOWA	1-18-98	69-82	L	10- 2- 4	DNP	4- 3- 3	DNP	DNP	3- 3- 1
at Michigan	1-20-98	57-65	L	5- 6- 5	0- 4- 1	0- 4- 1	DNP	DNP	11- 5- 0
OHIO STATE	1-24-98	76-53	W	11- 3- 5	0- 0- 0	2- 5- 2	DNP	DNP	10- 9- 1
WISCONSIN	1-27-98	58-48	W	7- 4- 4	0- 2- 0	2-11- 3	DNP	DNP	0- 1- 1
at Indiana	1-31-98	82-95	L	28- 2- 3	0- 0- 0	5- 8- 3	DNP	DNP	0- 1- 0
at Illinois	2-4-98	56-68	L	10- 2- 2	0- 1- 0	0- 5- 1	DNP	DNP	4- 1- 0
MICHIGAN	2-7-98	88-78	W	24- 0- 3	0- 4- 0	1- 4- 1	DNP	DNP	7- 2- 2
at IOWA	2-12-98	73-71	W	19- 3- 4	0- 1- 0	0- 7- 2	DNP	DNP	5- 0- 0
at Michigan State	2-14-98	59-71	L	3- 0- 1	2- 2- 0	5- 3- 0	DNP	DNP	3- 2- 0
PENN STATE	2-18-98	82-77	W	20- 5- 4	2- 2- 0	3- 2- 2	DNP	DNP	4- 2- 0
at Purdue	2-25-98	83-87	L	22- 3- 7	0- 0- 0	4- 4- 0	DNP	DNP	2- 1- 0
NORTHWESTERN	2-28-98	59-54	W	20- 1- 4	4- 4- 1	2- 4- 1	DNP	DNP	DNP
vs Northwestern	3-5-98	64-56	W	11- 4- 4	0- 1- 0	0- 2- 3	DNP	DNP	0- 2- 3
vs Michigan State	3-6-98	76-73	W	29- 5- 2	DNP	8- 4- 0	DNP	DNP	2- 2- 0
vs Michigan	3-7-98	69-85	L	15- 3- 3	DNP	6- 6- 2	DNP	DNP	2- 0- 0
COLORADO STATE	3-11-98	77-65	W	19- 6- 6	0- 0- 0	6- 3- 2	DNP	DNP	4- 2- 0
ALABAMA-BIRMINGHAM	03-16-98	79-66	W	16- 2- 7	DNP	2- 4- 0	DNP	DNP	4- 3- 1
MARQUETTE (20-11)	3-18-98	73-71	W	6- 1- 5	2- 0- 0	0- 3- 1	DNP	DNP	2- 1- 0
vs Fresno State	3-24-98	91-89	W OT	12- 6- 5	0- 2- 0	3- 4- 4	DNP	DNP	2- 5- 0
vs Penn State	3-26-98	79-72	W	7- 3- 7	2- 2- 0	0- 8- 2	DNP	DNP	0- 1- 1

CROSS COUNTRY

Big Ten Finish: 4th
NCAA District V: 2nd
***NCAA Finish: 18th**

***first time at
NCAA Championships
since 1981**

**Head Coach
Steve Plasencia**

Back To The '80's: The Golden Gophers turned out a season of surprises and accomplishments, capping off the year with an 18th-place finish at the NCAA Championships held at Furman University in Greenville, S.C., Nov. 24. It was the first time since 1981 Minnesota competed as a team at the NCAA Championships. Leading the way for the Maroon and Gold was junior transfer **ERIC PIERCE (Forest Lake, Minn.)** who finished 44th among runners with teams competing (scored) and 60th overall (which included runners who qualified individually). Pierce, who took 21st at the 1996 NCC Cross Country Championships, turned out the 10K time of 30:51.

Also competing at the NCAA Championships for Minnesota were senior captain **TONY RITER (Shoreview, Minn.)**, who was second on the team, scoring in 64th place (83rd overall, 31:09), sophomore **JEREMY POLSON (Duluth, Minn.)**, who took a score of 97th (121st, 31:44), redshirt freshman **ERIC HARTMARK (Duluth, Minn.)**, who placed with a score of 100th (125th, 31:47), sophomore **CHARLIE McCLURE (Brookfield, Wis.)**, who finished with a score of 119th (146th, 32:13), junior **MICHAEL STOICK (St. Michael, Minn.)**, who had a score of 123rd (151st, 32:18), and senior transfer **CHAD JOHNSON (Chetek, Wis.)**, who finished with a score of 138th (168th, 33:04).

District V Debut: Minnesota debuted in the NCAA District V Championships with a second-place finish in Ames, Iowa, Nov. 15. That granted the Golden Gophers their first trip to the NCAA Championships since 1981. Led by Pierce and his eighth-place finish, the Golden Gophers took second only to the district's second-ranked team, Oklahoma State, at the championships. Minnesota was ranked fifth in District V heading into championships. The Maroon and Gold, who had previously competed in District IV, were competing in its first District V race.

At The Big Ten Championships: The U

of M finished fourth at the 1997 Big Ten Championships hosted by The Ohio State University, Nov. 1. It was the best showing by a Maroon and Gold cross country squad since 1993 when the team took fourth behind Mark Narveson's eighth-place individual run. Leading the Golden Gophers this time around was senior transfer Johnson who took 23rd in the 5K race with a time of 25:22.3. Polson was the next best competitor at 25th (25:27).

Season Started With A Title: Minnesota kicked off its 1997 season by winning the Lester Park Invitational in Duluth, Minn. The Golden Gophers took first through eighth place with Duluth native and Denfield High School graduate Polson setting a course record en route to the title. Polson ran a time of 25:36.8 to capture the record and first place.

Gophers Garner Best Ever Finish At Home Invitational: Led again by Polson, Minnesota took home third place at the Roy Griak Invitational held at the Les Bolstad Golf Course in St. Paul, Minn. The Golden Gophers, who were unranked at the time, defeated four ranked opponents picking up their highest ever finish at one of the nation's largest cross country meets. Polson paced the Golden Gophers with his ninth-place finish, 35 spots higher than his 44th-place finish a year ago. Minnesota had three runners place in the top 30 of the 102-participant field in the Men's Gold Division I race, including Johnson who took 16th (25:23.8).

In The Rankings: The Maroon and Gold entered the national rankings for the first time in over a decade and the first time under second-year Head Coach Steve Plasencia when the team debuted at 22nd in the Martin Surfacing rankings released Sept. 30. Minnesota remained ranked for the duration of the season, peaking at No. 21 on Oct. 7. The Golden Gophers finished the season 27th.

Other Meets In The Middle: The Golden Gophers won two team titles over the course of the season, first at the Lester Park Invitational (9/13) and again at the Iowa Invitational (10/18). Johnson led the team with a second-place finish and time of 25:08.0. Johnson, who led Minnesota in three races, posted his season-best 5K time at the Murray Keatinge Invitational in Orono, Maine, Oct. 11. Johnson finished 13th with a time of 24:20.0, while the team posted a fifth-place finish. The Golden Gophers other competition came at the Marathon Sports 5K Oct. 25. The race was an open competition and featured many runners from the community. It was an

unscored event.

Triple Threat: Guidance for the Golden Gophers on the course this season came from three different runners at three different times during the year. Polson was the U of M's top finisher in the first two meets of the year, earning the title at the Lester Park Invitational and posting a season-best 5K time at the Roy Griak Invitational (24:58.5).

The Golden Gophers second leader was senior transfer Johnson. Johnson came to the U of M from UW-Stevens Point with only one season of cross country eligibility and three seasons of track and field eligibility. He was the top Maroon and Gold finisher for three meets, including the Big Ten Championships. Johnson suffered an injury shortly before the NCAA District V Championships, opening a spot for the Golden Gophers' third star of the season to step in.

Pierce led Minnesota to a second-place finish at the District V meet with his eighth-place run. It was Pierce again who led the Golden Gophers with a 44th-place finish at the NCAA Championships.

Two Named Academic All-Big Ten: Sophomores Hartmark and McClure were named to the Academic All-Big Ten Team in the fall. Hartmark was honored for the first time in his collegiate career, carrying a 3.31 grade-point average (GPA) in pre-business. McClure was selected for the second straight year, posting a 3.50 GPA in mechanical engineering. The additions gave Head Coach Steve Plasencia six Academic All-Big Ten recipients in his two-year tenure.

1997 PERFORMANCE CHART

Name	UMD (9/13)	GRIAK (9/27)	Maine (10/11)	Iowa (10/18)	Big Tens (11/1)	District V% (11/15)	NCAAs% (11/24)
Chris Andersen	DNC	DNC	DNC	DNC	DNC	DNC	DNC
Josh Brang^	26:44.2 (11th)	26:17.1 (71st)	25:19.4 (49th)	26:50 (31st)	DNC	DNC	DNC
Matt Carter	27:09.4 (18th)	26:44.8# (32nd)	DNC	26:16 (19th)	27:01.8 (77th)	DNC	DNC
Nate Clay	27:28.3 (21st)	26:12.5# (16th)	DNC	26:57 (34th)	DNC	DNC	DNC
Joey Corr ^	26:13.8 (5th)	DNC	DNC	DNC	DNC	DNC	DNC
M. Donnerbauer	27:02.9 (15th)	27:31.5# (87th)	DNC	DNC	DNC	DNC	DNC
Eric Hartmark	26:30.4 (7th)	25:53.3 (57th)	26:18.4 (92nd)	25:24 (5th)	25:40.6 (38th)	33:35 (26th)	31:47 (100th)
Ron Hoffner	28:05.6 (34th)	DNC	DNC	DNC	DNC	DNC	DNC
Andy Hopko ^	DNC	DNC	DNC	DNC	DNC	DNC	DNC
Chad Johnson	26:05.1 (2nd)	25:11.3 (16th)	24:20.0 (13th)+	25:08 (2nd)+	25:22.3 (23rd)+	33:12 (11th)	33:04 (138th)
Todd Landgraff	26:40.6 (10th)	25:44.9 (47th)	25:24.2 (54th)	25:44 (12th)	25:40.4 (37th)	DNC	DNC
Charles McClure	26:08.7 (3rd)	25:23.9 (27th)	24:56.0 (24th)	25:41 (11th)	25:30.0 (30th)	33:52 (33rd)	32:13 (119th)
Jason Owen	DNC	27:27.4# (77th)	DNC	27:01 (35th)	DNC	DNC	DNC
Eric Pierce	26:18.1 (6th)	25:30.2 (33rd)	24:56.5 (25th)	25:29 (7th)	25:30.9 (31st)	32:58 (8th)+	30:51 (44th)+
Jeremy Polson	25:36.8* (1st)+	24:58.5 (9th)+	25:18.1 (47th)	25:17 (4th)	25:27.4 (25th)	33:20 (16th)	31:44 (97th)
Tony Riter	26:34.0 (8th)	26:08.4 (70th)	25:06.2 (35th)	25:38 (9th)	25:28.3 (27th)	35:52 (97th)	31:09 (64th)
Chris Rogers	27:36.7 (26th)	27:25.2# (70th)	DNC	DNC	DNC	DNC	DNC
Chuck Smith	28:23.5 (43rd)	27:13.8# (61st)	DNC	DNC	DNC	DNC	DNC
Phil Smith	28:04.1 (32nd)	26:52.0# (40th)	DNC	DNC	DNC	DNC	DNC
Mike Stoick	26:09.7 (4th)	25:28.3 (32nd)	25:05.8 (34th)	25:41 (10th)	25:27.7 (26th)	33:57 (34th)	32:18 (123rd)

* New Lester Park Course Record (Duluth, Minn.)

Competed in Maroon Race as Team Minnesota

+ Led the team

% 10K race

^ Redshirted

1997 TEAM RESULTS

Sept. 13	at Lester Park Invitational (Duluth, Minn.)	1st/11, 15 pts (top finisher: Jeremy Polson, 1st/25:36.8)
Sept. 27	ROY GRIAK INVITATIONAL (St. Paul, Minn.)	3rd/15, 117 pts (top finisher: Jeremy Polson, 9th/24:58.5)
Oct. 11	at Murray Keatinge Invitational (Orono, Maine)	5th/14, 131 pts (top finisher: Chad Johnson, 13th/24:20.0)
Oct. 18	at Iowa Invitational (Iowa City, Iowa)	1st/4, 27 pts (top finisher: Chad Johnson, 2nd/25:08.0)
Oct. 25	vs. Marathon Sports 5K (St. Paul, Minn.)	Unscored meet (runners were not competing)
Nov. 1	at Big Ten Championships (Columbus, Ohio)	4th/10, 131 pts (top finisher: Chad Johnson, 23rd/25:22.3)
Nov. 15	at NCAA District V Championships (Ames, Iowa)	2nd/21, 94 pts (top finisher: Eric Pierce, 8th/32:58)
Nov. 24	at NCAA Championships (Greenville, S.C.)	18th/22, 424 pts (top finisher: Eric Pierce, 44th/30:51)

St Paul races are run at the Les Bolstad/University of Minnesota Golf Course

FOOTBALL

Overall Record: 3-9
Big Ten Record: 1-7
Big Ten Finish: T-9th

Head Coach
Glen Mason

Defensive Coordinator
David Gibbs

Offensive Coordinator
Elliot Uzelac

Assistant Coaches

Vic Adamle
Mitch Browning
Reggie Mitchell
Gordon Shaw
Mark Snyder
Steve Stripling
Kevin Sumlin

Lamanzer Williams Named First-Team All-America; Freshman All-America Honors Go To Sean Hoffman: Senior defensive end LAMANZER WILLIAMS (Ypsilanti, Mich.) was named first-team All-America by the Football Writers Association of America after leading the nation with 18.5 sacks during the '97 season. He is the first Golden Gopher to be honored on a first-team All-America squad since end Doug Kingsriter was cited back in '71. SEAN HOFFMAN (Fargo, N.D.) was named to The Sporting News Freshman All-America team. He started all 12 games at outside linebacker when he finished third on the team and tied for ninth in the Big Ten with 101 total tackles.

The complete list of '97 award winners follows:

First-Team All-America (FWAA):
Lamanzer Williams

Third-Team All-America (AP & The Sporting News): Lamanzer Williams

First-Team Freshman All-America (The Sporting News): Sean Hoffman

First-Team All-Big Ten: Lamanzer Williams

Second-Team All-Big Ten: TUTU ATWELL (Miami, Fla.), TYRONE CARTER (Pompano Beach, Fla.)

Honorable Mention All-Big Ten: ADAM

BAILEY (Burnsville, Minn.), BEN HAMILTON (Plymouth, Minn.)

Big Ten Special Teams Player of the Week:
Tutu Atwell vs. Iowa State, Adam Bailey vs. Penn State

Big Ten Defensive Player of the Week:
Tyrone Carter vs. Indiana

Lou Groza Award Semifinalist:
Adam Bailey

Johnny Unitas Golden Arm Award Candidate: CORY SAUTER (Hutchinson, Minn.)

Doak Walker Award Nominee: THOMAS HAMNER (Hamilton, Ohio)

Fred Biletnikoff Award Candidate:
Tutu Atwell

GTE District V All-Academic Team:
Cory Sauter, PARC WILLIAMS (Zumbrota, Minn.)

Academic All-Big Ten Team: LUKE BRAATEN (Litchfield, Minn.), JASON HAGMAN (Austin, Minn.), ERIN MCMANUS (Dresser, Wis.), BRAD PRIGGE (Zumbrota, Minn.), Cory Sauter, THERON VON BEHREN (South St. Paul, Minn.), Parc Williams

Blue-Gray All-Star Football Classic:
Tutu Atwell, Cory Sauter

East-West Shrine Football Classic:
Lamanzer Williams

Senior Bowl: Lamanzer Williams

Bronko Nagurski Award (team MVP):
Lamanzer Williams

Bruce Smith Award (offensive MVP):
Tutu Atwell

Carl Eller Award (defensive MVP):
Lamanzer Williams

Bobby Bell Award (special teams MVP):
Tutu Atwell

Paul Giel Award (for total unselfishness & most concern about the U of M):
Cory Sauter

Butch Nash Award (competitiveness on the field and in the classroom):
Parc Williams

Offensive Demo (outstanding performance on demo team): MICHAEL MULLEN (Flint, Mich.)

Defensive Demo (outstanding performance on demo team): CURTESE POOLE (Columbus, Ohio)

The Golden Gophers broke or tied a total of 28 school record during the '97 season (previous record listed in parenthesis):

Pass Attempts, Career: Cory Sauter, 945 (Marquel Fleetwood, 876, '89-92)

Pass Completions, Career: Cory Sauter, 539 (Marquel Fleetwood, 465, '89-92)

Pass Completion Percentage, Career: Cory Sauter, .570 (539-of-945) (tied with Mark Carlson, .570, 255-of-447, '77-79)

Passing Yards, Career: Cory Sauter, 6,834 (Marquel Fleetwood, 5,279, '89-92)

250-Yard Passing Games, Career: Cory Sauter, 11 (tied with Mike Hohensee, '81-82)

Touchdown Passes, Career: Cory Sauter, 40 (Rickey Foggie, 34, '84-87)

Receptions, Career: Tutu Atwell, 171 (Ryan Thelwell, 136, '94-96)

Receiving Yards, Career: Tutu Atwell, 2,640 (Ryan Thelwell, 2,232, '94-96)

100-Yard Receiving Games, Career: Tutu Atwell, 11 (Ryan Thelwell, 9, '94-96)

Receiving TDs, Career: Tutu Atwell, 17 (Dwayne McMullen, 15, '82-84)

Sacks, Career: Lamanzer Williams, 23.5 (Ben Williams, 13, '88-91)

Sacks, Season: Lamanzer Williams, 18.5 (Dennis Cappella, 7.5, '92)

Tackles for Loss, Season: Lamanzer Williams, 24 (Steve Neils, 14, '73)

Solo Tackles, Season: Tyrone Carter, 116 (George Washington, 103, '75)

All-Purpose Yards, Season: Tutu Atwell, 2,073 (Chris Darkins, 1,742, '94)

Kickoff Returns, Season: Tutu Atwell, 32 (John Lewis, 29, '92)

Kickoff Return Yards, Season: Tutu Atwell, 776 (John Lewis, 715, '92)

Kickoff Return Yards, Game: Tutu Atwell vs. Iowa St., Sept. 13, 225 (John Lewis, 223, vs. San Jose St. in '92. Note: This is also a Big Ten record)

Kickoff Returns for TDs, Game: Tutu Atwell vs. Iowa St., Sept. 13, 2 (previous record of 1 held by many, most recently John Lewis vs. Michigan in '92. **Note:** This also set a Big Ten record and tied the NCAA mark)

Total Kick Return Yards, Game: Tutu Atwell vs. Iowa St., Sept. 13, 284 (John Lewis, 223, vs. San Jose St. in '92. **Note:** This is also a Big Ten and NCAA record)

All-Purpose Yards, Game: Tutu Atwell vs. Iowa St., Sept. 13, 349 (Chris Darkins, 306, vs. Purdue in '95)

Field Goals, Game: Adam Bailey vs. Penn St., Oct. 18, 5 (previous record of 4 held by many, most recently Bailey vs. Ball St. in '96. **Note:** This is also a modern-day Big Ten record)

Sacks, Game: JON MICHAELS (Oak Creek, Wis.) vs. Iowa St., Sept. 13; Lamazer Williams vs. Penn St., Oct. 18 and vs. Iowa, Nov. 22, 3 (tied with Andy Kratochvil vs. Kansas St. in '93)

Team Sacks, Season: 41 (30 in '90)

Team Kickoff Return Yards, Season: 1,257 (1,139 in '93)

Team Kickoff Return Average, Season: 24.6 (23.7 in '77)

Team Kickoff Return Yards, Game: vs. Iowa State, Sept. 13, 261 (250 vs. San Jose St. in '92)

Team Kickoff Returns for TDs, Game: vs. Iowa St., Sept. 13, 2 (1 several times, most recently vs. Michigan in '92)

Lamazer Lights It Up: Lamazer Williams was a dominant player in '97 for the Golden Gophers when he shattered the single-season school record with a Big Ten-leading 18.5 sacks. That total also tied him for first in the nation. In addition, he set another single-season school record with 24 tackles for loss. Williams, the all-time school leader with 23.5 career sacks, had 41 tackles (33 solos), 18 tackles for loss, 13 sacks, three pass breakups and three forced fumbles in the final six games. Lamazer, who also led the team with 17 quarterback hurries and a Big Ten-leading five forced fumbles, is the brother of Dan Williams, a first-round draft pick of the NFL's Denver Broncos in '93. Dan currently plays for the Kansas City Chiefs.

Defense Steps Up: Under the direction of

David Gibbs, the youngest Division I-A defensive coordinator in the nation in '97 at 29 years of age, the Golden Gopher defense steadily improved all season long. Wisconsin came into the Oct. 25 game against the Golden Gophers ranked third in the Big Ten and 18th in the nation in rushing offense with an average of 215.5 yards per game on the ground. The Golden Gophers not only held Wisconsin to just 163 net rushing yards, but it took the Badgers 52 attempts, an average of only 3.1 yards per carry, to reach that figure. The Golden Gophers were the first team during the season to hold then No. 1 Penn State scoreless in the first quarter and without a TD in the first three quarters. The powerful Nittany Lions went into the game on Oct. 18 ranked third in the nation in total offense with an average of 508.8 yards per game and sixth in the country in scoring offense with an average of 43.0 points per game. Penn State was held to just 274 yards of total offense and 16 points in the game.

Sack Attack: Minnesota's defense ranked first in the Big Ten and tied for 12th in the nation with a single-season school record 41 sacks during the '97 season. That eclipsed the previous record of 30 sacks which was set during the '90 season. Minnesota had just eight total sacks during the '96 season and only 12 in '95. The seven sacks recorded by the Minnesota defense in the 53-29 win over Iowa State on Sept. 13 were the most since the defense registered seven in a 21-3 loss at Iowa on Nov. 20, 1993. The single-game school record of eight sacks was set in a 21-3 win at Wisconsin on Nov. 3, 1990.

National Sack Leaders: Lamazer Williams tied with Northeast Louisiana's Steve Foley for first in the nation with 18.5 sacks on the season. Florida State's Andre Wadsworth was third with 16 sacks.

What's A Game Without A Sack Or Two: Lamazer Williams was a model of consistency throughout the '97 season. In fact, he had at least one sack in 10 of 12 games during the '97 season.

What A Rush!: The Golden Gophers were ranked fifth in the Big Ten and 43rd in the nation in rushing defense by allowing just 133.9 yards per game on the ground during the '97 season. In contrast, Minnesota ranked 11th in the Big Ten and 104th in the nation in '96 by allowing a whopping 246.5 yards rushing per game.

The Century Mark: During the '96 season the Golden Gophers allowed opposing running backs to rush for over 100 yards in 10 of 11 games. That included 297 yards by

Wisconsin's Ron Dayne and 315 yards by Robert Holcombe of Illinois in back-to-back games. In '97 only three opposing running backs — Houston's Vaughn Inniss (129 yards), Penn State's Curtis Ennis (112 yards) and Dayne (183 yards) — surpassed the century mark on the ground against the stubborn Golden Gopher defense.

Net Returns: Led by Tutu Atwell and Tyrone Carter, the Golden Gophers were one of the best return teams in the country in '97. The Golden Gophers were ranked first in the Big Ten and sixth in the nation with an average of 24.6 yards per kick return. They were also second in the Big Ten and 14th in the country with an average of 12.9 yards per punt return. Carter was first in the conference and 10th in the nation with an average of 26.8 yards per kick return, while Atwell was third in the league and 28th in the country at 24.3. Atwell was third in the Big Ten and 19th in the nation with an average of 12.9 yards per punt return.

Heartbreak City: Three of the Golden Gophers' eight defeats during the '97 season were by a combined total of four points. In addition to heartbreaking back-to-back, one-point losses at then-No. 1 Penn State (16-15) on Oct. 18 and at home to Wisconsin (22-21) on Oct. 25, the Golden Gophers lost by two points (45-43) to Houston at the Metrodome on Sept. 27.

Attendance Watch: The Golden Gophers attracted 269,385 fans to the Metrodome for the team's six home games during the '97 season for an average of 44,898 fans per game. That's the second-highest average since '87 when 53,131 fans per game came through the turnstiles. Minnesota averaged 48,574 fans per game in '95.

Did You Know?: The University of Minnesota football program reached a major milestone at Iowa on Nov. 22. The Golden Gophers, who have won six national titles, 18 conference titles and have charted an impressive 565-391-44 overall record (.587 winning percentage), took the field for the program's 1,000th game in the '97 season finale against the Hawkeyes.

Bright Future: The Golden Gophers were a young team in '97 with just six seniors among the squad's 22 starters. In fact, there were just 11 seniors listed on the 44-player two-deep depth chart heading into the season finale at Iowa. It goes without saying that under Head Coach Glen Mason, who directed one of the most monumental turnarounds in college football in nine seasons at Kansas, the future does look very bright for the Golden Gopher football program.

1997 Minnesota Golden Gopher Football
 Minnesota Overall Team Statistics (as of Dec 10, 1997)
 All games

TEAM STATISTICS	UM	OPP
SCORING.....	238	334
Points Per Game.....	19.8	27.8
FIRST DOWNS.....	166	219
Rushing.....	85	78
Passing.....	71	121
Penalty.....	10	20
RUSHING YARDAGE.....	1571	1607
Yards gained rushing.....	2032	1980
Yards lost rushing.....	461	373
Rushing Attempts.....	500	491
Average Per Rush.....	3.1	3.3
Average Per Game.....	130.9	133.9
TDs Rushing.....	12	16
PASSING YARDAGE.....	1891	2812
Att-Comp-Int.....	266-142-12	344-194-9
Average Per Pass.....	7.1	8.2
Average Per Catch.....	13.3	14.5
Average Per Game.....	157.6	234.3
TDs Passing.....	13	21
TOTAL OFFENSE.....	3462	4419
Total Plays.....	766	835
Average Per Play.....	4.5	5.3
Average Per Game.....	288.5	368.3
KICKOFF RETURNS: #-YARDS.....	51-1257	45-1025
PUNT RETURNS: #-YARDS.....	23-296	32-346
INT RETURNS: #-YARDS.....	9-42	12-131
KICKOFF RETURN AVERAGE.....	24.6	22.8
PUNT RETURN AVERAGE.....	12.9	10.8
INT RETURN AVERAGE.....	4.7	10.9
FUMBLES-LOST.....	21-13	24-14
PENALTIES-YARDS.....	69-590	68-569
Average Per Game.....	49.2	47.4
PUNTS-YARDS.....	73-2919	61-2576
Average Per Punt.....	40.0	42.2
Net punt average.....	35.2	37.4
TIME OF POSSESSION/GAME.....	29:10	30:43
3RD-DOWN CONVERSIONS.....	48/173	68/183
3rd-Down Pct.....	28%	37%
4TH-DOWN CONVERSIONS.....	9/22	8/16
4th-Down Pct.....	41%	50%
SACKS BY-YARDS.....	41-196	45-274
MISC YARDS.....	40	58
TOUCHDOWNS SCORED.....	27	40
FIELD GOALS-ATTEMPTS.....	15-20	19-25
PAT KICKS-ATTEMPTS.....	23-23	35-35
ATTENDANCE.....	269385	398102
Games/Avg Per Game.....	6/44898	6/66350

BY QUARTER	1st	2nd	3rd	4th	Total
Team.....	59	54	53	72	- 238
Opponents...	66	138	61	69	- 334

1997 Minnesota Golden Gopher Football
 Minnesota Game Results (as of Dec 10, 1997)
 All games

Date	Opponent	Score	Overall Record	Conference Record	Time	Attend
Aug 30, 1997	at Hawai'i	3-17 L	0- 1- 0	0- 0- 0	3:09	31510
Sep 13, 1997	IOWA STATE	W 53-29	1- 1- 0	0- 0- 0	3:17	55943
Sep 20, 1997	at Memphis	W 20-17	2- 1- 0	0- 0- 0	3:09	23208
Sep 27, 1997	HOUSTON	43-45 L	2- 2- 0	0- 0- 0	3:26	36447
* Oct 4, 1997	at Michigan State	10-31 L	2- 3- 0	0- 1- 0	2:45	75263
* Oct 11, 1997	PURDUE	43-59 L	2- 4- 0	0- 2- 0	3:18	37821
* Oct 18, 1997	at Penn State	15-16 L	2- 5- 0	0- 3- 0	3:06	96953
* Oct 25, 1997	WISCONSIN	21-22 L	2- 6- 0	0- 4- 0	2:50	57563
* Nov 1, 1997	at Michigan	3-24 L	2- 7- 0	0- 5- 0	2:54	106577
* Nov 08, 1997	OHIO STATE	3-31 L	2- 8- 0	0- 6- 0	3:08	47706
* Nov 15, 1997	INDIANA	W 24-12	3- 8- 0	1- 6- 0	3:01	33905
* Nov 22, 1997	at Iowa	0-31 L	3- 9- 0	1- 7- 0	2:45	64591

Opponent	Score	First Downs	---RUSHING---	-----PASSING-----	---TOTAL OFFENSE---	Return Yards	Penalty Yards	Turn-Overs		
		Downs	Number-Yards	Attempts-Comp-Int	Yards	Plays	Yards	Yards		
Hawai'i.....	3-17	13/11	42-100 / 36-72	27-13- 1 / 29-11- 1	121/102	69/65	221/174	99/85	69/73	3/1
IOWA STATE.....	53-29	11/21	37-195 / 38-52	18-11- 0 / 35-21- 1	95/295	55/73	290/347	320/215	82/5	1/3
Memphis.....	20-17	15/20	50-153 / 31-49	18-11- 1 / 44-25- 0	107/300	68/75	260/349	55/85	68/70	1/2
HOUSTON.....	43-45	23/17	39-163 / 45-176	35-23- 0 / 26-17- 0	368/310	74/71	531/486	180/138	11/56	3/0
Michigan State.....	10-31	14/24	35-96 / 45-141	22-12- 2 / 31-19- 1	150/304	57/76	246/445	95/113	32/51	2/2
PURDUE.....	43-59	27/15	57-313 / 32-158	24-17- 1 / 24-11- 1	266/334	81/56	579/492	132/204	80/39	2/1
Penn State.....	15-16	14/17	45-158 / 45-188	23-11- 1 / 18- 7- 2	116/86	68/63	274/274	37/156	55/35	2/4
WISCONSIN.....	21-22	12/20	38-98 / 52-163	14- 7- 0 / 14-11- 0	169/202	52/66	267/365	120/99	15/31	1/2
Michigan.....	3-24	6/22	40-90 / 49-204	11- 3- 0 / 30-15- 1	12/190	51/79	102/394	47/140	35/87	0/2
OHIO STATE.....	3-31	6/18	40-51 / 36-105	27-10- 2 / 31-21- 0	106/254	67/67	157/359	224/69	51/60	4/2
INDIANA.....	24-12	17/18	42-98 / 33-150	25-16- 1 / 41-23- 2	267/293	67/74	365/443	146/112	9/15	1/3
Iowa.....	0-31	8/16	35-56 / 49-149	22- 8- 3 / 21-13- 0	114/142	57/70	170/291	180/144	83/47	5/1
Totals.....	238-334	166/219	500-1571/491-1607	266-142-12/344-194- 9	1891/2812	766/835	3462/4419	1635/1560	590/569	25/23

Note: Game totals are displayed in the format TEAM/OPPONENT for each category

Opponent	3rd Down Conversions	4th Down Conversions	Time of Possession	TOP Margin	Avg Yds/Rush	Avg Yds/Pass	Avg Yds/Play	Punting Number-Avg
Hawai'i.....	2-16 / 4-18	1-2 / 0-0	30:48/ 29:12	1:36	2.4/2.0	4.5/3.5	3.2/2.7	9-43.3 / 10-44.5
IOWA STATE.....	5-13 / 6-15	2-2 / 0-1	25:39/ 34:21	-8:42	5.3/1.4	5.3/8.4	5.3/4.8	5-46.2 / 5-44.8
Memphis.....	5-16 / 5-19	1-1 / 1-2	35:35/ 24:25	11:10	3.1/1.6	5.9/6.8	3.8/4.7	8-43.5 / 8-44.1
HOUSTON.....	4-10 / 6-14	2-3 / 0-0	26:14/ 33:46	-7:32	4.2/3.9	10.5/11.9	7.2/6.8	3-46.3 / 4-42.8
Michigan State.....	5-13 / 8-15	0-1 / 1-1	29:01/ 30:59	-1:58	2.7/3.1	6.8/9.8	4.3/5.9	5-40.4 / 2-34.5
PURDUE.....	6-15 / 6-13	2-4 / 2-2	37:34/ 22:26	15:08	5.5/4.9	11.1/13.9	7.1/8.8	4-32.5 / 3-49.3
Penn State.....	4-17 / 3-11	0-1 / 0-1	32:02/ 27:58	4:04	3.5/4.2	5.0/4.8	4.0/4.3	5-38.8 / 4-42.3
WISCONSIN.....	4-12 / 7-13	0-1 / 1-2	27:09/ 32:51	-5:42	2.6/3.1	12.1/14.4	5.1/5.5	5-36.4 / 2-53.0
Michigan.....	2-14 / 8-17	0-1 / 1-2	26:19/ 33:41	-7:22	2.3/4.2	1.1/6.3	2.0/5.0	9-34.2 / 4-38.3
OHIO STATE.....	2-18 / 3-15	1-2 / 0-0	28:10/ 31:50	-3:40	1.3/2.9	3.9/8.2	2.3/5.4	9-42.7 / 9-43.7
INDIANA.....	7-16 / 6-16	0-1 / 0-1	27:48/ 30:41	-2:53	2.3/4.5	10.7/7.1	5.4/6.0	6-40.2 / 5-35.8
Iowa.....	2-13 / 6-17	0-3 / 2-4	23:39/ 36:21	-12:42	1.6/3.0	5.2/6.8	3.0/4.2	5-34.0 / 5-33.2
Totals.....	48-173/ 68-183	9-22 / 8-16	349:58/368:31	-18:33	3.1/3.3	7.1/8.2	4.5/5.3	73-40.0 / 61-42.2

Note: Game totals are displayed in the format TEAM/OPPONENT for each category

1997 Minnesota Golden Gopher Football
 Minnesota Overall Individual Statistics (as of Dec 10, 1997)
 All games

RUSHING	G	Att	Gain	Loss	Net	Avg	TD	Long	Avg/G
Thomas Hamner	12	170	708	45	663	3.9	4	35	55.3
Byron Evans	10	69	387	23	364	5.3	3	45	36.4
A. Henderson	7	51	237	32	205	4.0	1	31	29.3
Billy Cockerham	8	45	168	37	131	2.9	0	22	16.4
Jim Bean	12	26	97	2	95	3.7	1	14	7.9
Tutu Atwell	12	7	96	19	77	11.0	0	44	6.4
Cory Sauter	12	129	323	303	20	0.2	3	19	1.7
Greg Nelson	12	1	11	0	11	11.0	0	11	0.9
Justin Hall	12	2	5	0	5	2.5	0	3	0.4
Total.....	12	500	2032	461	1571	3.1	12	45	130.9
Opponents.....	12	491	1980	373	1607	3.3	16	34	133.9

PASSING	G	Effic	Att-Cmp-Int	Pct	Yds	TD	Lng	Avg/G
Cory Sauter	12	114.01	234-126-9	53.8	1576	8	58	131.3
Billy Cockerham	8	140.10	28-13-2	46.4	242	3	75	30.3
Ryan Rindels	12	227.60	3-2-1	66.7	42	1	42	3.5
Tutu Atwell	12	690.40	1-1-0	100.0	31	1	31	2.6
Total.....	12	120.20	266-142-12	53.4	1891	13	75	157.6
Opponents.....	12	139.97	344-194-9	56.4	2812	21	93	234.3

RECEIVING	G	No.	Yds	Avg	TD	Long	Avg/G
Tutu Atwell	12	58	924	15.9	5	58	77.0
Luke Levenson	12	28	400	14.3	1	75	33.3
Greg Nelson	12	13	182	14.0	3	38	15.2
Thomas Hamner	12	13	95	7.3	1	23	7.9
Alex Hass	12	7	109	15.6	0	25	9.1
Justin Hall	12	6	53	8.8	1	40	4.4
A. Henderson	7	6	21	3.5	0	8	3.0
Byron Evans	10	4	26	6.5	0	11	2.6
Ryan Hubbard	11	2	27	13.5	0	19	2.5
Troy Duerr	12	2	4	2.0	1	2	0.3
Jimmy Wyrick	12	1	42	42.0	1	42	3.5
Bo Wasurick	12	1	5	5.0	0	5	0.4
Jim Bean	12	1	3	3.0	0	3	0.3
Total.....	12	142	1891	13.3	13	75	157.6
Opponents.....	12	194	2812	14.5	21	93	234.3

PUNT RETURNS	No.	Yds	Avg	TD	Long
Tutu Atwell	23	296	12.9	0	40
Total.....	23	296	12.9	0	40
Opponents.....	32	346	10.8	1	44

INTERCEPTIONS	No.	Yds	Avg	TD	Long
Ben Mezera	2	0	0.0	0	0
Craig Scruggs	2	0	0.0	0	0
Jimmy Wyrick	2	0	0.0	0	0
Sean Hoffman	1	6	6.0	0	6
Crawford Jordan	1	36	36.0	0	36
Tyrone Carter	1	0	0.0	0	0
Total.....	9	42	4.7	0	36
Opponents.....	12	131	10.9	0	45

KICK RETURNS	No.	Yds	Avg	TD	Long
Tutu Atwell	32	776	24.3	2	93
Tyrone Carter	17	455	26.8	0	55
Mike Harden	1	15	15.0	0	15
Byron Evans	1	11	11.0	0	11
Total.....	51	1257	24.6	2	93
Opponents.....	45	1025	22.8	0	40

FUMBLE RETURNS	No.	Yds	Avg	TD	Long
Parc Williams	2	35	17.5	0	34
Mike Cernoch	1	0	0.0	0	0
Sean Hoffman	1	3	3.0	0	3
Jimmy Wyrick	1	2	2.0	0	2
Total.....	5	40	8.0	0	34
Opponents.....	5	58	11.6	2	55

1997 Minnesota Golden Gopher Football
 Minnesota Overall Individual Statistics (as of Dec 10, 1997)
 All games

TOTAL OFFENSE							SCORING									
G	Plays	Rush	Pass	Total	Avg/G		TD	FGs	----- PATs -----				DXP	Saf	Pts	
									Kick	Rush	Rcv	Pass				
Cory Sauter	12	363	20	1576	133.0	Adam Bailey	0	15-20	23-23	0-0	0	0-0	0	0	- 68	
Thomas Hammer	12	170	663	0	663	55.3	Tutu Atwell	7	0-0	0-0	0-0	0	0-0	0	0 - 42	
Billy Cockerham	8	73	131	242	373	46.6	Thomas Hammer	5	0-0	0-0	1-1	0	0-0	0	0 - 32	
Byron Evans	10	69	364	0	364	36.4	Byron Evans	3	0-0	0-0	0-0	0	0-0	0	0 - 18	
A. Henderson	7	51	205	0	205	29.3	Cory Sauter	3	0-0	0-0	0-0	0	0-0	0	0 - 18	
Tutu Atwell	12	8	77	31	108	9.0	Greg Nelson	3	0-0	0-0	0-0	0	0-0	0	0 - 18	
Jim Bean	12	26	95	0	95	7.9	Jim Bean	1	0-0	0-0	1-2	0	0-0	0	0 - 8	
Ryan Rindels	12	3	0	42	42	3.5	A. Henderson	1	0-0	0-0	1-1	0	0-0	0	0 - 8	
Greg Nelson	12	1	11	0	11	0.9	Troy Duerr	1	0-0	0-0	0-0	0	0-0	0	0 - 6	
Justin Hall	12	2	5	0	5	0.4	Justin Hall	1	0-0	0-0	0-0	0	0-0	0	0 - 6	
Total.....	12	766	1571	1891	3462	288.5	Jimmy Wyrick	1	0-0	0-0	0-0	0	0-0	0	0 - 6	
Opponents.....	12	835	1607	2812	4419	368.3	Luke Levenson	1	0-0	0-0	0-0	0	0-0	0	0 - 6	
							TM	0	0-0	0-0	0-0	0	0-0	0	1 - 2	
							Total.....	27	15-20	23-23	3-4	0	0-0	0	1 - 238	
							Opponents.....	40	19-25	35-35	0-2	1	1-3	0	0 - 334	

ALL PURPOSE	G	Rush	Rec	PR	KOR	IR	FR	Tot	Avg/G
Tutu Atwell	12	77	924	296	776	0	0	2073	172.8
Thomas Hammer	12	663	95	0	0	0	0	758	63.2
Tyrone Carter	12	0	0	0	455	0	0	455	37.9
Byron Evans	10	364	26	0	11	0	0	401	40.1
Luke Levenson	12	0	400	0	0	0	0	400	33.3
A. Henderson	7	205	21	0	0	0	0	226	32.3
Greg Nelson	12	11	182	0	0	0	0	193	16.1
Billy Cockerham	8	131	0	0	0	0	0	131	16.4
Alex Hass	12	0	109	0	0	0	0	109	9.1
Jim Bean	12	95	3	0	0	0	0	98	8.2
Justin Hall	12	5	53	0	0	0	0	58	4.8
Jimmy Wyrick	12	0	42	0	0	0	2	44	3.7
Crawford Jordan	12	0	0	0	0	36	0	36	3.0
Parc Williams	12	0	0	0	0	0	35	35	2.9
Ryan Hubbard	11	0	27	0	0	0	0	27	2.5
Cory Sauter	12	20	0	0	0	0	0	20	1.7
Mike Harden	10	0	0	0	15	0	0	15	1.5
Sean Hoffman	12	0	0	0	0	6	3	9	0.8
Bo Wasurick	12	0	5	0	0	0	0	5	0.4
Troy Duerr	12	0	4	0	0	0	0	4	0.3
Total.....	12	1571	1891	296	1257	42	40	5097	424.8
Opponents.....	12	1607	2812	346	1025	131	58	5979	498.3

1997 Minnesota Golden Gopher Football
 Minnesota Overall Individual Statistics (as of Dec 10, 1997)
 All games

FIELD GOALS	FGM-FGA	Pct	01-19	20-29	30-39	40-49	50-99	Lg	Blk	PUNTING	No.	Yds	Avg	Long	TB	FC	120	Blkd
Adam Bailey	15-20	75.0	0-0	3-5	6-7	3-4	3-4	52	2	Ryan Rindels	68	2747	40.4	68	3	12	11	0
										Steve Kempf	4	172	43.0	56	2	0	0	0
										Team	1	0	0.0	0	0	0	0	1
										Total.....	73	2919	40.0	68	5	12	11	1
										Opponents.....	61	2576	42.2	62	7	13	17	0

FG SEQUENCE	Minnesota	OPPONENTS
Hawai'i	(44),22	33,(31)
Iowa State	(52)	(31),(48),(19)
Memphis	(27),(39)	(27)
Houston	56	(26),(43),41,(27)
Michigan State	(30)	(34),52
Purdue	-	(32)
Penn State	(52),(23),(32),(50),24,(33)	51,(34)
Wisconsin	(30),(42)	(38)
Michigan	(27)	33,(31)
Ohio State	(47)	(38)
Indiana	45,(37)	(48),(22),(21),(40),41
Iowa	30	(20)

Numbers in (parentheses) indicate field goal was made.

GAME - BY - GAME STARTING LINEUPS

OFF.	WR	TE	LT	LG	C	RG	RT	QB	RB	FB/TE*	WR
Hawaii	Nelson	Hass	Herkenhoff	Glime	Hamilton	Hau	Socha	Sauter	Hamner	Duerr*	Atwell
ISU	Nelson	Hass	Albrecht	Glime	Hamilton	Hau	Socha	Sauter	Henderson	Duerr*	Atwell
Memphis	Nelson	Hass	Albrecht	Glime	Hamilton	Hau	Socha	Sauter	Hamner	Hall	Atwell
Houston	Leverson	Hass	Herkenhoff	Glime	Hamilton	Hau	Socha	Sauter	Hamner	Hall	Atwell
MSU	Nelson	Hass	Albrecht	Glime	Hamilton	Hau	Socha	Sauter	Henderson	Hall	Atwell
Purdue	Nelson	Hass	Albrecht	Glime	Hamilton	Hau	Socha	Sauter	Hamner	Hall	Atwell
PSU	Nelson	Hass	Albrecht	Glime	Hamilton	Hau	Socha	Sauter	Hamner	Hall	Atwell
Wis.	Nelson	Hass	Albrecht	Glime	Hamilton	Hau	Socha	Sauter	Hamner	Duerr*	Atwell
Mich.	Nelson	Hass	Albrecht	Glime	Hamilton	Hau	Socha	Sauter	Evans	Hall	Atwell
OSU	Nelson	Hass	Herkenhoff	Glime	Hamilton	Hau	Albrecht	Sauter	Evans	Hall	Atwell
Ind.	Leverson	Hass	Albrecht	Glime	Hamilton	Hau	Socha	Sauter	Hamner	Hall	Atwell
Iowa	Leverson	Hass	Baldauf	Glime	Hamilton	Hau	Socha	Sauter	Hamner	Duerr*	Atwell

DEF.	DE	DT	DT	DE	OLB	MLB	OLB	CB	SS	FS	CB
Hawaii	Baylor	Richard	Russ	L. Williams	Hoffman	P. Williams	Smith	Wyrick	Carter	Jordan	Scruggs
ISU	Baylor	Richard	Russ	L. Williams	Hoffman	P. Williams	Smith	Wyrick	Carter	Jordan	Scruggs
Memphis	Baylor	Richard	Russ	L. Williams	Hoffman	P. Williams	Mezera	Wyrick	Carter	Jordan	Scruggs
Houston	Baylor	Richard	Russ	L. Williams	Hoffman	P. Williams	Smith	Wyrick	Carter	Jordan	Scruggs
MSU	Baylor	Richard	Russ	L. Williams	Hoffman	P. Williams	Smith	Wyrick	Carter	Jordan	Scruggs
Purdue	Baylor	Richard	Russ	L. Williams	Hoffman	P. Williams	Mezera	Wyrick	Carter	Jordan	Scruggs
PSU	Baylor	Richard	Rawlings	L. Williams	Hoffman	P. Williams	Smith	Wyrick	Carter	Dimmy	Scruggs
Wis.	Baylor	Richard	Rawlings	L. Williams	Hoffman	P. Williams	Mezera	Wyrick	Carter	Dimmy	Scruggs
Mich.	Baylor	Richard	Rawlings	L. Williams	Hoffman	P. Williams	Mezera	Wyrick	Carter	Dimmy	Scruggs
OSU	Michals	Richard	Rawlings	L. Williams	Hoffman	P. Williams	Smith	Wyrick	Carter	Dimmy	Scruggs
Ind.	Baylor	Richard	Rawlings	L. Williams	Hoffman	P. Williams	Smith	Wyrick	Carter	Jordan	Scruggs
Iowa	Baylor	Richard	Rawlings	L. Williams	Hoffman	P. Williams	Smith	Wyrick	Carter	Jordan	Scruggs

1997 Minnesota Golden Gopher Football
 Minnesota Overall Defensive Statistics (as of Dec 10, 1997)
 All games

DEFENSIVE LEADERS	GP	-----Tackles-----				-Sacks-		---Pass Def---			-Fumbles-		Blkd	
		UT	AT	Total	ForLoss	No-Yards	Int-Yds	BrUp	QBH	Rcv-Yds	FF	Kick	Sa	
22 Tyrone Carter	12	116	27	143	.	.	1-0	6	.	.	2	.	.	
37 Parc Williams	12	82	33	115	4-15	3.0-11	.	2	4	2-35	3	.	.	
45 Sean Hoffman	12	64	37	101	7-14	3.0-11	1-6	3	1	3-3	.	.	.	
56 L. Williams	12	47	20	67	24-118	18.5-95	.	6	17	.	5	.	.	
30 Jimmy Wyrick	12	55	12	67	1-2	.	2-0	10	1	2-2	1	.	.	
58 Antoine Richard	12	35	30	65	6-7	2.0-2	.	.	3	1-0	.	.	.	
23 Crawford Jordan	12	51	13	64	1-3	.	1-36	3	
8 Keith Dimmy	11	36	12	48	.	.	.	1	
2 Craig Scruggs	12	30	7	37	.	.	2-0	11	
46 Rufus Smith	11	25	10	35	6-26	3.0-18	.	.	7	.	1	.	.	
91 Raymond Baylor	12	18	12	30	3-14	2.5-14	.	.	4	
97 Ben Mezera	11	16	8	24	6-44	4.0-35	2-0	1	3	3-0	.	.	.	
92 Dyron Russ	11	12	10	22	2-7	.	.	.	1	1-0	.	.	.	
41 Mark Cross	12	12	8	20	2-10	1.0-2	.	.	3	
94 Josh Rawlings	12	8	10	18	1-0	.	.	.	
28 Tim Grate	12	8	2	10	
32 Donny Dalton	12	6	2	8	1	.	.	
20 Fred Rodgers	12	6	1	7	.	.	.	2	
27 Trevis Graham	12	7	.	7	.	.	.	1	.	.	1	.	.	
98 Mike Cernoch	7	5	1	6	2-5	1.0-1	.	.	.	1-0	1	.	.	
95 Jon Michals	9	5	.	5	3-16	3.0-16	.	.	1	
16 Mike Harden	10	4	.	4	
52 Luke Braaten	7	3	.	3	
82 Bo Wasurick	12	3	.	3	
57 Nate Pearson	1	2	1	3	
34 Erin McManus	4	2	.	2	
18 Derek Rackley	11	1	1	2	
47 Jim Bean	12	1	.	1	
5 Billy Cockerham	8	1	.	1	
87 Troy Duerr	12	1	.	1	
7 Luke Levenson	12	1	.	1	
33 Rahim Artic	2	.	1	1	
35 Ryan Rindels	12	1	.	1	
1 Tutu Atwell	12	1	.	1	
12 Thomas Hamner	12	1	.	1	
19 Adam Bailey	12	1	.	1	
74 Jeff Baldauf	12	1	.	1	
TM TM	2	2	.	.	
Total.....	12	668	258	926	67-281	41.0-205	9-42	46	45	14-40	17	.	.	
Opponents.....	12	-	-	-	-	45.0-286	12-131	27	6	13-58	11	3	.	

GOLF

Overall Record: 192-43-5

Big Ten Finish: T-3rd

NCAA Finish: 7th

James McLean

1998 NCAA Champion

Head Coach

John Means

Assistant Coach

Brad James

Golden Gophers Post Best NCAA Finish In Over 50 Years: The University of Minnesota men's golf team capped off a successful season with a seventh-place finish at the NCAA Championships, the program's best showing since a runner-up finish in 1944.

McLean Captures NCAA Championship: Freshman **JAMES MCLEAN** (Wahgunyah, Victoria, Australia) fired a tournament-record 17-under par score of 271 at The Championship Golf Course in Albuquerque, New Mexico to capture the 1998 NCAA Individual Championship. McLean became the Golden Gophers' first national champion since Louis Lick took home medalist honors in 1944.

Kerr Claims Three Tournament Titles: Senior captain **ROB KERR** (Pointe Claire, Quebec, Canada) led the Golden Gophers to early-season success with three tournament wins in the first five events of the 1997-98 season. Kerr won the ReliaStar Collegiate Invitational, the Northern Collegiate Invitational, and the rain-shortened Bridges All-American.

School-Record Three Golden Gophers Named To All-Big Ten Team: Minnesota placed a school-record three student-athletes on the 1998 All-Big Ten team, announced at an awards ceremony at the conclusion of the 1998 Big Ten Championships in East Lansing, Mich. All-American Kerr, junior **ADAM DOOLEY** (Albany, Minn.), and McLean comprised three of the 10-member conference squad. Only one other time (1996) had the Golden Gophers been represented by more than one player on the all-conference squad.

Minnesota Ties For Third At Big Ten Championships: The Golden Gophers finished in a tie for third place at the 1998 Big Ten Championships at Forest Akers West Golf Course in East Lansing, Mich.

Indiana claimed the team title, with fellow NCAA Championships competitors Ohio State (second) and Northwestern (tie for third with Minnesota) rounding out the top four. Two Golden Gopher golfers (Dooley - 77-74-68-74-293, tied for seventh; McLean - 75-76-76-69-296, tied for ninth) posted top-10 individual finishes. The team placing was the sixth time in the last seven seasons that the program posted an upper-division finish at the conference tournament.

McLean Honored As National Co-Freshman Of The Year: McLean was named 1998 Co-Freshman of the Year by the Collegiate Golf Coaches Association. McLean shared the CGCA honor with Georgia Tech freshman Bryce Molder, who was named Player of the Year by the same organization.

McLean Named First Team All-American: McLean was named to the eight-member first-team All-American squad by the CGCA at the conclusion of the NCAA Championships.

Still More McLean: McLean was also honored with the following awards throughout the season: Big Ten Athlete of the Month in both April and May, Rolex College Golfer of the Month for May, and Big Ten Freshman of the Year.

Minnesota To Host Big Ten And NCAA Championships In 1999: The University of Minnesota will host both the 1999 Big Ten Championships and the 1999 NCAA Championships next season. The conference tournament will be at the U of M's Les Bolstad Golf Course, with the NCAA's contested at Hazeltine National. Hazeltine was the site of the 1970 and 1991 U.S. Opens and the future site (2002) of the PGA Championship.

Month By Month Season In Review: Minnesota's overall record of 192-43-5 (.810) represented both the most wins in school history and the highest winning percentage ever by a U of M men's golf team. The season included many highlights, some of which are capsulized in a month-by-month breakdown of the season:

September: Minnesota opened the season by hosting the third annual ReliaStar Collegiate Invitational at Dellwood Golf Club in Dellwood, Minn. Minnesota cruised to the title in the 12-team event, with Kerr capturing medalist honors just mere weeks after being hospitalized after experiencing stroke-like symptoms. Minnesota continued its strong fall season play with a tie for second place at the

Northern Collegiate Invitational in East Lansing, Mich. Again, Kerr blistered the field by taking home individual honors. Included in his 54-hole total of 210 on the par 72 track was a course-record 65 in the second round of the event.

October: Minnesota placed 13th, its lone non-top 10 finish of the season, in the strong field at the Nike Northwest Classic in Corvallis, Oregon. The Golden Gophers rebounded to end the fall season with a second-place showing at the Coca-Cola Classic in Las Cruces, New Mexico. Junior **BILL THOMPSON** (Wayzata, Minn.) capped a successful fall campaign with a pair of top-15 finishes (tie for 10th at Nike; tie for 13th at Coca-Cola).

February: The month resulted in two top-five team finishes, placing third in the Bridges All-American at Bay St. Louis, Miss., before a tie for fourth in the strong field at the Puerto Rico Classic. Kerr captured his third individual title of the season at the rain-shortened Bridges. After an inauspicious beginning at Bridges (tied for 50th), McLean burst onto the scene with a fifth-place finish at Puerto Rico.

March: Minnesota's second team title of the season, at the Dr. Pepper Intercollegiate, was preceded by a ninth-place showing at the Cuscowilla Intercollegiate. McLean won individual honors at the Dr. Pepper championship.

April: Two more top five finishes and the continued outstanding play of McLean highlighted the month of April. Minnesota posted an impressive second place showing at the Cobra Collegiate after finishing fifth at the Marshall Invitational.

May: The Golden Gophers began this month by tying for third in the Wolverine Invitational, with McLean claiming his second title of the season. With 1997 Big Ten Freshman of the Year **MARTIN LEMESURIER** (South Hampton, England) on the shelf with a back injury, Minnesota's chances of a Big Ten championship were dampened, but the team responded with a strong third-place finish. With LeMesurier inserted back in the lineup, the Golden Gophers played smart and steady golf to post a sixth-place finish at the NCAA Central Regional in San Antonio, Texas. The season was capped by an outstanding showing at the 1998 NCAA Championships in Albuquerque, New Mexico, with McLean claiming Minnesota's second-ever national championship in golf. The team's seventh-place finish was highlighted by a 13-under par, second-round score of 275.

UNIVERSITY OF MINNESOTA GOLF
TEAM AND INDIVIDUAL RESULTS AND STROKE AVERAGES
(1997-98 season - FINAL)

TEAM STATS

DATE	TOURNAMENT	SCORES	FINAL/FINISH
Sept. 14-15	ReliaStar Collegiate Invite	287/286/282	855/1st out of 12
Sept. 27-28	Northern Collegiate Invite	296/288/294	878/T-2nd out of 17
Oct. 6-7	Nike Northwest Classic	301/299/295	895/T-13th out of 22
Oct. 10-11	Coca-Cola Classic	289/300/291	880/2nd out of 21
Feb. 16-17	Bridges All-American	286/301	587/3rd out of 18
Feb. 23-24	Puerto Rico Classic	297/298/290	885/T-4th out of 15
March 23-24	Cuscowilla Intercollegiate	301/289/284	874/9th out of 12
March 28-29	Dr. Pepper Intercollegiate	291/284/294	869/1st out of 18
Apr. 10-11	Marshall Invitational	291/290/290	871/5th out of 20
Apr. 25-26	Cobra Collegiate	290/280/300	870/2nd out of 19
May 2-3	Wolverine Invitational	281/291/286	858/T-3rd out of 18
May 8-10	Big Ten Championships	302/303/290/293	1188/T-3rd out of 11
May 14-16	NCAA Central Regional	287/284/291	862/6th out of 21
May 27-30	NCAA Championships	296/275/283/283	1137/7th out of 30

INDIVIDUAL STATS

James McLean	TOURNAMENT	SCORES	PAR	FINAL/FINISH
Feb. 16-17	Bridges All-American	71/83	142	154/T-50th out of 90
Feb. 23-24	Puerto Rico Classic	73/73/68	216	214/5th out of 75
March 23-24	Cuscowilla Intercollegiate	74/67/72	210	213/11th out of 60
March 28-29	Dr. Pepper Intercollegiate	70/69/73	216	212/1st out of 90
Apr. 10-11	Marshall Invitational	73/70/72	213	215/T-9th out of 100
Apr. 25-26	Cobra Collegiate	70/71/73	216	214/4th out of 100
May 2-3	Wolverine Invitational	69/67/68	213	204/1st out of 94
May 8-10	Big Ten Championships	75/76/76/69	288	296/T-9th out of 55
May 14-16	NCAA Central Regional	73/71/76	213	220/T-48th out of 111
May 27-30	NCAA Championships	71/66/65/69	288	271/1st out of 156
Rounds: 31	Strokes: 2213	Average: 71.4		

Martin Le Mesurier	TOURNAMENT	SCORES	PAR	FINAL/FINISH
Sept. 14-15	ReliaStar Collegiate Invite	78/74/70	216	222/T-32nd out of 65
Sept. 27-28	Northern Collegiate Invite	72/78/73	216	223/T-18th out of 90
Oct. 6-7	Nike Northwest Classic	79/73/75	216	227/T-59th out of 110
Oct. 10-11	Coca-Cola Classic	72/74/73	216	219/12th out of 111
Feb. 23-24	Puerto Rico Classic	72/72/75	216	219/T-11th out of 75
March 23-24	Cuscowilla Intercollegiate	71/75/68	210	214/T-12th out of 60
March 28-29	Dr. Pepper Intercollegiate	72/73/73	216	218/T-6th out of 90
Apr. 10-11	Marshall Invitational	72/71/73	213	216/T-12th out of 100
Apr. 25-26	Cobra Collegiate	74/72/73	216	219/T-12th out of 100
May 14-16	NCAA Central Regional	71/70/74	213	215/T-21st out of 111
May 27-30	NCAA Championships	71/72/72/68	288	283/T-20th out of 156
Rounds: 34	Strokes: 2475	Average: 72.8		

Rob Kerr	TOURNAMENT	SCORES	PAR	FINAL/FINISH
Sept. 14-15	ReliaStar Collegiate Invite	70/68/71	216	209/1st out of 65
Sept. 27-28	Northern Collegiate Invite	74/65/71	216	210/1st out of 90
Oct. 6-7	Nike Northwest Classic	75/76/75	216	226/T-56th out of 110
Oct. 10-11	Coca-Cola Classic	73/79/70	216	222/T-19th out of 111
Feb. 16-17	Bridges All-American	69/72	142	141/1st out of 90
Feb. 23-24	Puerto Rico Classic	76/73/72	216	221/T-17th out of 75
March 23-24	Cuscowilla Intercollegiate	78/75/71	210	224/T-41st out of 60
March 28-29	Dr. Pepper Intercollegiate	74/71/74	216	219/T-8th out of 90
Apr. 10-11	Marshall Invitational	74/76/74	213	224/T-55th out of 100
Apr. 25-26	Cobra Collegiate	79/69/78	216	226/T-31st out of 100
May 2-3	Wolverine Invitational	71/78/71	213	220/T-34th out of 94
May 8-10	Big Ten Championships	76/77/73/75	288	301/T-15th out of 55
May 14-16	NCAA Central Regional	76/71/70	213	217/T-31st out of 111
May 27-30	NCAA Championships	80/75/73/75	288	303/82nd out of 156
Rounds: 43	Strokes: 3163	Average: 73.6		

Adam Dooley	TOURNAMENT	SCORES	PAR	FINAL/FINISH
Sept. 14-15	ReliaStar Collegiate Invite	74/77/70	216	221/T-28th out of 65
Oct. 10-11	Coca-Cola Classic	77/74/73	216	224/T-35th out of 111
Feb. 16-17	Bridges All-American	72/79	142	151/T-35th out of 90
Feb. 23-24	Puerto Rico Classic	80/80/76	216	236/T-62nd out of 75
March 28-29	Dr. Pepper Intercollegiate	77/71/76	216	224/T-17th out of 90
Apr. 10-11	Marshall Invitational	72/75/71	213	218/T-22nd out of 100
Apr. 25-26	Cobra Collegiate	74/68/74	216	216/5th out of 100
May 2-3	Wolverine Invitational	68/67/74	213	209/T-4th out of 94
May 8-10	Big Ten Championships	77/74/68/74	288	293/T-7th out of 55
May 14-16	NCAA Central Regional	72/73/74	213	219/T-41st out of 111
May 27-30	NCAA Championships	79/69/73/71	288	292/T-60th out of 156
Rounds: 34	Strokes: 2503	Average: 73.6		

Bill Thompson	TOURNAMENT	SCORES	PAR	FINAL/FINISH
Sept. 14-15	ReliaStar Collegiate Invite	71/73/71	216	215/T-6th out of 65
Sept. 27-28	Northern Collegiate Invite	76/72/75	216	223/T-18th out of 90
Oct. 6-7	Nike Northwest Classic	72/74/71	216	217/T-10th out of 110
Oct. 10-11	Coca-Cola Classic	71/73/76	216	220/T-13th out of 111
Feb. 16-17	Bridges All-American	76/76	142	152/T38th out of 90
March 23-24	Cuscowilla Intercollegiate	78/72/73	210	223/T-38th out of 60
March 28-29	Dr. Pepper Intercollegiate	75/75/74	216	224/T-17th out of 90
Apr. 10-11	Marshall Invitational	74/74/76	213	224/T-55th out of 100
Apr. 25-26	Cobra Collegiate	72/72/75	216	219/T-12th out of 100
May 2-3	Wolverine Invitational	73/79/73	213	225/T-54th out of 94
May 8-10	Big Ten Championships	76/76/80/75	288	307/T-34th out of 55
May 14-16	NCAA Central Regional	71/72/73	213	216/T-25th out of 111
May 27-30	NCAA Championships	75/68/75/75	288	293/T-65th out of 156
Rounds: 40	Strokes: 2958	Average: 73.9		

Jeff Barney	TOURNAMENT	SCORES	PAR	FINAL/FINISH
Sept. 14-15	ReliaStar Collegiate Invite*	71/73/70	216	214/T-4th out of 65
Sept. 27-28	Northern Collegiate Invite	79/78/75	216	232/T-53rd out of 90
Oct. 6-7	Nike Northwest Classic	78/76/74	216	228/T-70th out of 110
March 8-9	Alabama-Birmingham Invite	81/77	144	n/a
May 8-10	Big Ten Championships	75/79/73/76	288	303/T-23rd out of 55
Rounds: 15	Strokes: 1135	Average: 75.7		

Player	TOURNAMENT	SCORES	PAR	FINAL/FINISH
Justin Royer Sept. 14-15 Rounds: 3	ReliaStar Collegiate Invite* Strokes: 218	72/77/69 Average: 72.7	216	218/T15th out of 65
Andy Komor Sept. 14-15 Sept. 27-28 Oct. 6-7 Feb. 16-17 Feb. 23-24 March 23-24 Rounds: 17	ReliaStar Collegiate Invite Northern Collegiate Invite Nike Northwest Classic Bridges All-American Puerto Rico Classic Cuscowilla Intercollegiate Strokes: 1287	72/71/72 74/73/76 76/79/82 74/74 76/83/75 78/78/74 Average: 75.7	216 216 216 142 216 210	215/T-6th out of 65 223/T-18th out of 90 237/T-99th out of 110 148/T-18th out of 90 234/T-57th out of 75 230/T-52nd out of 60
Matt Burgess Sept. 14-15 Oct. 10-11 March 8-9 Rounds: 8	ReliaStar Collegiate Invite* Coca-Cola Classic Alabama-Birmingham Invite Strokes: 612	76/76/71 73/83/75 79/79 Average: 76.5	216 216 144	223/T37th out of 65 231/T-76th out of 111 n/a
Bob Brink Sept. 14-15 March 8-9 Rounds: 5	ReliaStar Collegiate Invite* Alabama-Birmingham Invite Strokes: 385	75/72/72 87/79 Average: 77.0	216 144	219/T20th out of 65 n/a
Santiago Fernandez Sept. 14-15 March 8-9 Rounds: 5	ReliaStar Collegiate Invite* Alabama-Birmingham Invite Strokes: 404	83/83/78 78/82 Average: 80.8	216 144	244/64th out of 65 n/a
Dave Gunderson March 8-9 Rounds: 2	Alabama-Birmingham Invite Strokes: 161	84/77 Average: 80.5	144	n/a
Brian Santee March 8-9 Rounds: 2	Alabama-Birmingham Invite Strokes: 165	86/79 Average: 82.5	144	n/a

Note: * indicates that the golfer competed as an individual and the scores did not count towards the team score

GYMNASTICS

Overall Record: 1-12

Big Ten Record: 0-5

Big Ten Finish: 7th

**Four Individuals
Qualify For NCAA
Regionals**

**Head Coach
Fred Roethlisberger**

**Assistant Coaches
Russ Fystrom
Brian Yee
Frank Ticknor**

Golden Gophers Suffer Through Injury-Riddled Season: Even before the first competition of the 1998 season, three Golden Gopher gymnasts, senior co-captain **BOB HUBBARD** (Phoenix, Ariz.), junior **DAN BOOTS** (Pearland, Texas) and talented freshman **TODD GUILBEAU** (Houston, Texas), were sidelined with season-ending injuries. Without the three key contributors, Minnesota struggled to its worst finish since 1969. With the experience of Hubbard and Boots on the shelf, the Golden Gophers' lineup consisted of two seniors, two juniors, five sophomores and two freshmen.

Minnesota Finishes Seventh At Big Ten Championships: For the first time in Head Coach Fred Roethlisberger's 27 years at the helm of the gymnastics program, Minnesota finished in the lower half of the Big Ten Conference. The Golden Gophers finished in seventh place with 222.225 team points, while the Iowa Hawkeyes captured the team title with 230.525 points. Individually, junior **JASON KROB** (St. Charles, Mo.) was the team's lone qualifier for the event finals as he finished in sixth place with a 9.650 on the pommel horse. Sophomore **LINDSEY FANG** (Allentown, Pa.) scored a career-high 56.475 and finished in seventh place in the all-around.

Four Advance To NCAA East Regionals: In addition to Krob on the pommel horse, three others qualified for the NCAA East Regionals in Amherst, Mass., April 4. Senior co-captain **GEORGE BEATTY** (Aberdeen, N.J.), sophomore **CHAD CONNER** (Dallas, Texas) and sophomore Fang also qualified for the East Regionals. Beatty was the lone qualifier for the NCAA Championships with his 12th-place performance on the parallel bars. Beatty finished tied for third place on the

pommel horse with a 9.650, but did not advance due to tie-breaking criteria. Krob finished in 19th place on the pommel horse with a 9.300, while Fang placed 11th in the all-around with a score of 55.150. Conner qualified on the high bar, but did not post a score at regionals.

Beatty Leads The Way: All season long, senior co-captain Beatty led the young Golden Gopher squad into competition. Beatty was Minnesota's lone representative at the NCAA Championships. Despite faltering on his attempt on the parallel bars at the championships, the four-year letter-winner finished the year ranked 12th in the nation in his strongest event, the pommel horse. During the season, Beatty captured a team-high six individual event titles, including four on the pommel horse. He saved his best for the final dual meet of the season against Illinois-Chicago, March 7. Beatty established a new career-high with a 9.775 performance on the horse against UIC.

Strong Nucleus Returns: Minnesota, with just three seniors on the roster, returns the majority of their 1998 team. Krob will once again be ranked amongst the top pommel horse performers in the country heading into next year. Krob finished the season ranked 10th in the country in the event. Fellow junior Boots missed the entire year with an injury, but looks to return to the form that saw him finish eighth at the 1997 Big Ten Championships on the high bar. Fang finished the season strong with a career-high performance at the Big Ten Championships with a seventh-place finish in the all-around. He went on to finish 11th in the all-around at the NCAA East Regionals.

Newcomers Impress: With injuries to key contributors, **BOB GOSS** (Kenosha, Wis.) and **RYAN WINTERBOURNE** (Anaheim, Calif.) were among several first-year competitors being counted on to perform immediately. Goss, a freshman walk-on, qualified for the NCAA East Regionals on the vault, but did not make the trip. In the final two meets of the regular season, Goss set five new career-highs including a 9.575 score on the vault, good for second place in Minnesota's dual meet against Illinois-Chicago, March 7. Winterbourne, a sophomore in his first year of competition, was Minnesota's lone bright spot on the still rings. He established a career-high with a 9.500 on the rings against Illinois, Feb. 7. Winterbourne also set three career-highs at the Big Ten Championships while competing for the first time in the all-around competition.

Team Ranks Among Nation's Best On Pommel Horse: One of the positives during the '98 season was the team's performance on the pommel horse. Minnesota finished the year ranked sixth in the country in the event. Entering its dual meets with Nebraska and Iowa, Feb. 27-Mar. 1, Minnesota defeated both teams in the event. The Cornhuskers and the Hawkeyes entered the weekend ranked number one and two in the nation, respectively, on the pommel horse. In seven dual meets during the season, the Golden Gophers were undefeated in the event.

Young Team Steadily Improves: With such a young team, improving as the season progressed became one of Coach Roethlisberger's primary goals. The following are the top team scores from each month of the regular season:

January
217.950 at Ohio State, 1/31
February
222.575 at Michigan, 2/14
March
224.100 vs. Illinois-Chicago, 3/7

Against Illinois-Chicago, the Golden Gophers established or tied 13 career-highs in the 224.100-220.800 victory.

Three Named Academic All-Big Ten: Junior Krob along with sophomores Conner and **MATTHEW KIEFFER** (Inver Grove Heights, Minn.) were named to the Academic All-Big Ten Team in the winter. Krob, who has a 3.59 grade-point-average (GPA) with a double major of international business and Spanish, earned the honor for the second year in a row. Conner was honored for the first time in his career, carrying a 3.94 GPA in management and pre-medicine. Kieffer was selected for the second straight year, posting a 3.68 GPA in pre-business. The trio was also named University of Minnesota Scholar-Athletes. In addition, Kieffer was also selected as one of the men's top five scholar-athlete award recipients for 1997-98.

1998 INDIVIDUAL RESULTS
(season high scores in bold)

	FX	PH	SR	V	PB	HB	AA	
George Beatty	8.350	9.650	-----	-----	9.500	9.200	-----	Windy City at Ohio State vs. Illinois at Michigan St. at Michigan vs. Nebraska vs. Iowa vs. Ill.-Chicago at Big Tens at East Regionals
	7.950	9.200	-----	8.950	9.400 (t-3rd)	9.050	-----	
	8.750	9.750 (1st)	-----	9.000	8.850 (t-3rd)	8.150	-----	
	9.600	9.650 (3rd)	-----	9.400	9.300	9.400	-----	
	8.500	9.750 (1st)	-----	-----	9.750 (1st)	9.400	-----	
	9.100	9.650 (1st)	-----	9.250	9.050	9.200	-----	
	9.525	9.600 (2nd)	-----	8.800	9.300	9.300 (3rd)	-----	
	9.300 (t-3rd)	9.775 (1st)	-----	-----	9.650 (1st)	9.350 (t-2nd)	-----	
	8.800	9.550 (t-11th)	-----	8.800	9.200	8.900	-----	
	-----	9.650 (t-3rd)	-----	-----	9.550 (t-12th)	8.700	-----	
Chad Conner	8.400	9.150	-----	8.750	8.800	9.500	-----	Windy City at Ohio State vs. Illinois at Michigan St. at Michigan vs. Nebraska vs. Iowa vs. Ill.-Chicago at Big Tens
	8.900	9.250	-----	-----	8.800	9.100	-----	
	8.600	8.350	-----	-----	9.350	9.300 (1st)	-----	
	8.550	8.600	-----	-----	8.700	9.600 (t-2nd)	-----	
	9.200	9.600	-----	-----	9.550 (3rd)	9.250	-----	
	9.200	8.750	-----	-----	9.650 (t-3rd)	9.200	-----	
	9.250	9.450	-----	-----	8.900	9.050	-----	
	9.250	9.450	-----	-----	8.900	9.450 (1st)	-----	
	9.300	9.150	-----	-----	8.800	9.550 (13th)	-----	
Bart Cramer	-----	-----	8.100	-----	-----	-----	-----	Windy City at Ohio State vs. Illinois at Michigan St. at Michigan vs. Nebraska vs. Iowa vs. Ill.-Chicago at Big Tens
	-----	-----	8.950	8.750	-----	-----	-----	
	-----	-----	8.300	8.550	-----	-----	-----	
	-----	-----	8.600	8.900	-----	-----	-----	
	-----	-----	8.650	8.700	-----	-----	-----	
	-----	-----	8.600	9.200	-----	-----	-----	
	-----	-----	8.500	9.350	-----	-----	-----	
	-----	-----	8.750	8.900	-----	-----	-----	
-----	-----	8.300	9.100	-----	-----	-----		

1998 INDIVIDUAL RESULTS
(season high scores in bold)

Matt Kieffer	----	----	8.450	----	----	----	----	Windy City at Ohio State vs. Illinois at Michigan St. at Michigan vs. Nebraska vs. Iowa vs. Ill.-Chicago at Big Tens
	----	----	8.900	----	----	----	----	
	----	----	8.900	----	----	----	----	
	----	----	----	----	----	----	----	
	----	----	8.750	----	----	----	----	
	----	----	8.750	----	----	----	----	
	----	----	8.700	----	----	----	----	
	----	----	9.300 (t-3rd)	----	----	----	----	
	----	----	8.650	----	----	----	----	
Jason Krob	----	8.600	----	----	----	----	----	Windy City at Ohio State vs. Illinois at Michigan St. at Michigan vs. Nebraska vs. Iowa vs. Ill.-Chicago at Big Tens Event Finals at East Regionals
	----	9.750 (t-1st)	----	----	----	----	----	
	----	9.650 (2nd)	----	----	----	----	----	
	----	9.750 (2nd)	----	----	----	----	----	
	----	9.725 (2nd)	----	----	----	----	----	
	----	9.600 (t-2nd)	----	----	----	----	----	
	----	9.700 (1st)	----	----	----	----	----	
	----	9.250	----	----	----	----	----	
	----	9.650 (t-8th)	----	----	----	----	----	
----	9.650 (6th)	----	----	----	----	----		
----	9.300 (t-19th)	----	----	----	----	----		
Michael Mamakos	----	----	8.050	9.000	8.300	8.250	----	Windy City at Ohio State vs. Illinois at Michigan St. at Michigan vs. Nebraska vs. Iowa vs. Ill.-Chicago at Big Tens
	7.500	----	8.250	9.150	8.450	8.950	----	
	----	----	8.700	8.750	7.350	8.650	----	
	----	----	8.900	8.450	8.450	8.700	----	
	----	----	8.900	9.100	8.550	8.650	----	
	----	----	8.800	9.200	9.100	7.300	----	
	----	----	8.950	8.750	8.600	8.700	----	
	----	----	9.000	----	9.200	8.950	----	
	----	----	8.600	9.100	8.400	8.750	----	

1998 INDIVIDUAL RESULTS
(season high scores in bold)

	FX	PH	SR	V	PB	HB	AA	
Allen Sopko	8.950	----	----	8.950	----	----	----	Windy City at Ohio State vs. Illinois at Michigan St. at Michigan vs. Nebraska vs. Iowa vs. Ill.-Chicago at Big Tens
	8.000	----	----	8.750	----	----	----	
	8.100	----	----	----	----	----	----	
	8.800	----	----	----	----	----	----	
	9.100	----	----	----	----	----	----	
	9.050	----	----	----	----	----	----	
	8.600	----	----	----	----	----	----	
	9.200	----	----	8.950	----	----	----	
9.150	----	----	----	----	----	----		
Ryan Winterbourne	8.400	----	8.200	----	8.750	7.250	----	Windy City at Ohio State vs. Illinois at Michigan St. at Michigan vs. Nebraska vs. Iowa vs. Ill.-Chicago at Big Tens
	8.700	8.500	8.650	----	9.050	8.850	----	
	8.500	----	9.500 (1st)	----	8.850 (t-3rd)	8.050	----	
	9.000	----	9.400 (3rd)	----	9.400 (3rd)	7.300	----	
	9.100	----	9.000	----	8.950	8.900	----	
	9.150	----	9.250	----	9.200	8.250	----	
	9.300	----	9.450 (t-2nd)	----	9.050	9.150	----	
	9.500 (1st)	----	9.450 (2nd)	----	9.400 (t-3rd)	8.350	----	
	9.250	8.950	9.200 (20th)	9.150	9.450 (19th)	7.450	53.450 (21st)	
Team	34.350	37.650	34.000	37.500	35.600	34.550	213.850	Windy City at Ohio State vs. Illinois at Michigan St. at Michigan vs. Nebraska vs. Iowa vs. Ill.-Chicago at Big Tens
	34.200	37.900	35.650	36.800	37.050	36.350	217.950	
	35.200	37.600	36.350	35.850	35.750	35.900	216.550	
	36.100	38.150	36.500	37.100	36.850	37.050	221.750	
	36.350	38.525	36.250	36.950	37.650	36.850	222.575	
	36.500	38.100	35.400	37.500	37.575	36.200	221.275	
	37.350	38.200	35.850	37.175	37.500	36.800	222.900	
	37.350	38.125	37.000	36.825	37.400	37.400	224.100	
	36.950	38.150	35.850	37.450	36.550	37.275	222.225	

HOCKEY

Overall Record: 17-22-0

WCHA Record: 12-16-0

WCHA Finish: 6th

Head Coach

Doug Woog

Associate Head Coach

Mike Guentzel

Assistant Coaches

Tom Ward

Bob Mason

Golden Gophers Conclude Roller Coaster Season: The University of Minnesota Golden Gopher men's hockey team's 1997-98 season came to an end on March 15 with a heartbreaking 5-4 overtime loss at UMD in the first round of the WCHA playoffs. The Golden Gophers ended the season with a 17-22-0 overall record and a 12-16-0 mark in conference action. After Dec. 27, Minnesota never lost more than two games in a row or won more than three games in a row during any stretch of the rest of the season.

October (3-2-0): Minnesota began the year with an acceptable first month, splitting the season-opening series at Mariucci Arena with Hockey East power Maine before a road split at Minnesota-Duluth. Junior C **WYATT SMITH** (Warroad, Minn.) scored four goals in the weekend series in Duluth. The Golden Gophers closed out October with a win over defending national champion North Dakota at home. The Golden Gopher freshmen enjoyed a coming-out party in the 6-5 win over the Sioux as the newcomers accounted for five goals and eight total points. Freshman F **AARON MISKOVICH** (Grand Rapids, Minn.) tallied two goals in the one-goal victory, earning WCHA Rookie of the Week honors.

November (1-8-0): After the Halloween night victory over the Fighting Sioux, the month of November was the truly scary portion of the season for the Maroon and Gold. The Golden Gophers' only win was a 4-2 win over Wisconsin in Madison which lifted the team's overall record to 4-3-0 - the last time during the 1997-98 season the team would be over the .500 mark. A nine-game losing streak would follow the win over the Badgers as Minnesota dropped a pair of road games in Alaska-Anchorage, a home series to Colorado College, and both games of the College

Hockey Showcase (Michigan and Michigan State). A silver lining in the cloud was that six of the seven losses in the month were by only one goal. The Golden Gophers were 4-9-0 in 1997-98 in one-goal games. Junior C **REGGIE BERG** (Anoka, Minn.) was named WCHA Offensive Player of the Week for his four-point game (two goals, two assists) in Minnesota's lone win of the month.

December (1-3-0): Following a pair of conference losses to St. Cloud State, Minnesota was able to break a school-record 11-game losing streak with a 6-3 win over Brown on the first day of the New Dodge/Mariucci Classic. Smith tied a Mariucci Classic record with four points in the win over Brown, with sophomore F **DAVE SPEHAR** (Duluth, Minn.) netting two goals. A physical, 4-2 loss to Northeastern followed in the tournament title game. Senior F **CASEY HANKINSON** (Edina, Minn.) was named to the all-tournament team, and became the all-time leading scorer in the tournament with three goals and two assists on the weekend for career numbers of five goals and five assists in the Classic.

January (5-3-0): The Golden Gophers recorded a successful first month of 1998 with sweeps over Mankato State and Minnesota-Duluth sandwiched around a home split with Denver. Senior D **BRETT ABRAHAMSON** (Oakdale, Minn.) was named WCHA Defensive Player of the Week following the two-game sweep of the Bulldogs. Minnesota's power play came to life in January, scoring 12 goals in 49 chances (24.5 percent). Junior F **MIKE ANDERSON** (Bloomington, Minn.) notched six goals and four assists while scoring a point in seven of the eight games during the month. Berg scored in all eight games, posting totals of 6-6-12 in January. Minnesota ended the month with a pair of losses to Michigan Tech during Winter Carnival weekend in Houghton, Mich.

February (4-4-0): Minnesota staged one of its finest weekends of the season in a sweep of eventual WCHA Broadmoor Trophy winner Wisconsin in the month's first weekend. The Golden Gophers dominated the Badgers (7-0) in front of 14,781 at Target Center in the series finale. Senior G **STEVE DEBUS** (Rochester, Minn.) blanked the Badgers for the first of his two shutouts in the month. DeBus earned the league defensive player of the week award after the 7-0 win. Smith netted the first of his two hat tricks in the Border Battle win. Even in defeat the team would play some of its best hockey of the season, as evidenced by a 3-0 third period lead at defending NCAA and two-time WCHA

titleholder North Dakota on Feb. 15. Wyatt Smith will remember the Saturday evening game at World Arena in Colorado Springs, Colo., for his four-goal effort in the 9-6 setback. The five-point evening resulted in a WCHA Offensive Player of the Week award for the junior sniper.

March (3-2-0): Minnesota saved its best two road performances of 1997-98 for the season's final month, winning 6-2 to spoil St. Cloud State's senior night on March 6 before DeBus blanked Minnesota-Duluth (5-0) in game two of the WCHA playoffs. The shutout at the DECC for the senior net-minder tied him for most career shutouts (7, Jim Mattson, 1951-54; John Blue, 1984-87). The Golden Gophers watched their season come to a sudden conclusion in game three against the bulldogs, as UMD stunned all observers with four third-period goals before the overtime game winner in a 5-4 decision.

Smith Named To All-WCHA Third Team: Smith was named to the all-WCHA third team after leading the Golden Gophers in overall points (24-23-47) and tying for the conference lead with 17 markers in league games. Smith, who scored 10 goals in the month of February alone including two hat tricks, more than eclipsed his freshman and sophomore combined season totals of 39 points with 47 points this season. He led the team with 12 multiple-point games and has totals of 36-34-70 in his last 58 games played. Smith led the voting for forwards on the WCHA third team.

Berg Honored On All-WCHA Second Team: Berg was honored on the all-WCHA second team as he tied for the conference lead in scoring with 17 goals and 17 assists in 28 league contests. Berg, who was +19 with 28 points in Minnesota's 17 wins, led the team with 179 shots on goal this season. Minnesota is 26-1-0 in Berg's career when he scores more than one point in a game.

Berg Claims Share Of WCHA Scoring Crown: Berg, who shared the WCHA scoring championship with Brian Swanson of Colorado College, became the fourth consecutive Golden Gopher to own or share a piece of the conference scoring title. Mike Crowley (1996-97) shared the distinction with Swanson last season. Brian Bonin (1994-95, 1995-96) was a two-time league MVP and scoring champion.

Five Golden Gophers Given WCHA All-Academic Award: Hankinson, **BILL KOHN** (Jr., Roseville, Minn.), **RYAN KRAFT** (Sr., Moorhead, Minn.), **MIKE LYONS** (So., St. Paul, Minn.), and **NATE**

MILLER (So., Anoka, Minn.) were all honored on the 1997-98 WCHA all-academic team. A total of 66 league student-athletes were placed on the team. To earn a position on the squad, the student-athlete must be in at least his second year of school at the institution and carry a minimum grade-point average of 3.00 overall or in his previous three quarters.

Minnesota Sets NCAA Attendance Record:

With a total home attendance of 201,126 for 20 home dates, Minnesota became the first school in NCAA hockey history to average over 10,000 per game in a single season (10,056). The Golden Gophers had held the previous NCAA-high in that category with the 9,833 they averaged during the 1996-97 campaign.

Team Notes: Minnesota played an entire game with 12 forwards and six defensemen just two times in the last 23 contests • Minnesota is the first school in WCHA history to have a player own or share the league scoring crown in four consecutive seasons • the team that reached three goals first won 35 of Minnesota's 39 games this season • the Golden Gophers were 10-1-0 in their last 11 home games and finished the season with eight consecutive home victories • Minnesota forwards scored 39 of the team's final 40 goals on the season • the Golden Gophers outscored opponents 50-39 in the first period of games, but were outnumbered 57-47 in the third period and overtimes of games • Minnesota returns its top three, four of its top five, and eight of its top 10 scorers for the 1998-99 season

Did You Know: Minnesota had three hat tricks in the last 12 games of the season after going the first 27 games of the season without a three-goal performance • the Golden Gophers have not been shut out in their last 132 games, and in that same time span have blanked their opponent on 13 occasions • Minnesota has just one tie in its last 106 games • Minnesota eclipsed 40 shots on goal in a game 11 times this season - opponents hit that total on just three occasions in 1997-98 • A total of eight Golden Gophers have been drafted by NHL organizations. A listing of players drafted and the respective organization follows: Mike Anderson--Washington; Reggie Berg--Toronto; Ben Clymer--Boston; Jason Godbout--Pittsburgh; Casey Hankinson--Chicago; Ryan Kraft--San Jose; Aaron Miskovich--Colorado; Wyatt Smith--Phoenix • Minnesota was 15-2-0 when scoring four or more goals this season and just 2-20-0 when marking three or less • the Golden Gophers were 15-11-0

this season in the state of Minnesota • Minnesota was 15-8-0 when scoring first, but 2-14-0 when its opponents score the first goal of the game. The Golden Gophers are 62-16-2 (.788) in their last 80 games when scoring first • Minnesota tied its lowest power-play percentage in a single season (.170 this season and in 1993-94) since that record has been kept (1978-79 season) • the Golden Gophers have outscored their opponents 31-8 in the first period of wins this season • Minnesota did not win on the road (0-10-0) when its opponents score first

WCHA Facts Of Note: The Golden Gophers owned a 971-795 advantage in shots on goal (almost seven per game) in WCHA games • the Golden Gophers finished sixth in the WCHA in league penalty kill, and second in the league in home penalty kill (57-for-66, 86.4 percent) • Minnesota ranked sixth in the league power play statistics (22-for-151, 14.6 percent) • Steve DeBus tied for the all-time WCHA lead with seven career shutouts in league games • Minnesota is one of only two teams in the league, along with Alaska-Anchorage, who did not have a game disqualification penalty during the 1997-98 season.

Coach Woog: Minnesota Head Coach Doug Woog has produced unparalleled numbers as the man behind the Golden Gopher bench over the last 13 seasons. Woog has a career record of 374-168-31 (.680) overall and a WCHA mark of 270-116-29 (.686). Minnesota has appeared in the NCAA tournament in 12 of Woog's 13 seasons and has finished first or second in the WCHA in 11 of his 13 campaigns.

Golden Gophers Open 1998-99 Season By Hosting Icebreaker Cup: Minnesota will open the 1998-99 season by hosting the annual Icebreaker Cup on Oct. 9-10, 1998 at Mariucci Arena. Teams participating will be St. Lawrence University, Boston College, and Ohio State University. Other features of the 1998-99 home schedule are the College Hockey Showcase (Michigan and Michigan State) and the New Dodge/Mariucci Classic. The complete 1998-99 Golden Gopher men's ice hockey schedule will be released during the summer months.

Books: The following Golden Gopher record sections welcomed the latest entries following the 1997-98 season:

Steve DeBus - Games Played (goaltender)

Games	Player	Years
98	Robb Stauber	1986-89
96	Steve DeBus	1995-98
96	John Blue	1984-87
96	Jeff Callinan	1991-95

Steve DeBus - Wins

Wins	Player	Years
73	Robb Stauber	1986-89
64	John Blue	1984-87
56	Jeff Stolp	1988-92
54	Steve DeBus	1995-98

Steve DeBus - Goals Against Average

GAA	Player	Years
2.48	Jim Mattson	1951-54
2.77	Robb Stauber	1986-89
3.88	Steve DeBus	1995-98

Steve DeBus - Saves Percentage

Saves %	Player	Years
.906	Jim Mattson	1951-54
.906	Robb Stauber	1986-89
.902	Murray McLachlan	1967-70
.896	Brad Shelstad	1970-74
.891	Steve DeBus	1995-98

Steve DeBus - Minutes Played

Minutes	Player	Years
5,717	Robb Stauber	1986-89
5,490	Steve DeBus	1995-98
5,441	John Blue	1984-87

Steve DeBus - Shutouts

Shutouts	Player	Years
7	Steve DeBus	1995-98
7	Jim Mattson	1951-54
7	John Blue	1984-87

Ryan Kraft - Career Points

Points	Player (place)	Years
298	John Mayasich (1)	1951-55
269	Pat Micheletti (2)	1982-86
241	Corey Millen (3)	1982-87
216	Brian Bonin (6)	1992-96
180	Tom Vannelli (11)	1973-77
178	Aaron Broten (12)	1979-81
168	Richard Erdall (13)	1981-85
166	Ryan Kraft (14)	1994-98

Casey Hankinson - Career Penalty Minutes

PIM	Player (place)	Years
453	Chris McAlpine (1)	1990-94
403	Pat Micheletti (2)	1982-86
400	Ben Hankinson (3)	1987-91
347	Casey Hankinson (4)	1994-98
314	Dave Larson (5)	1992-96

Golden Gopher Additions To The Record

University of Minnesota
1997-98 Men's Ice Hockey Statistics
Record: 17-22/12-16 WCHA

Date	Opponent	Score	Record	Site	Attend	Goaltender of Record	
10/17	Maine	1 - 6 L	0- 1	H Mariucci Arena	9866	Steve DeBus	0- 1
10/18	Maine	W 3 - 2	1- 1	H Mariucci Arena	9749	Steve DeBus	1- 1
10/24	*Minnesota-Duluth	3 - 5 L	1- 2	A Duluth, Minn.	5590	Steve DeBus	1- 2
10/25	*Minnesota-Duluth	W 5 - 1	2- 2	A Duluth, Minn.	5420	Steve DeBus	2- 2
10/31	*North Dakota	W 6 - 5	3- 2	H Mariucci Arena	9847	Steve DeBus	3- 2
11/ 1	*North Dakota	2 - 3 L	3- 3	H Mariucci Arena	9859	Steve DeBus	3- 3
11/ 7	*Wisconsin	W 4 - 2	4- 3	A Madison, Wis.	8323	Steve DeBus	4- 3
11/ 8	*Wisconsin	2 - 3 L	4- 4	A Madison, Wis.	8340	Steve DeBus	4- 4
11/14	*Alaska-Anchorage	2 - 3 L	4- 5	A Anchorage, Alaska	4733	Steve DeBus	4- 5
11/15	*Alaska-Anchorage	2 - 3 L	4- 6	A Anchorage, Alaska	5375	Steve DeBus	4- 6
11/21	*Colorado College	1 - 5 L	4- 7	H Mariucci Arena	9837	Steve DeBus	4- 7
11/22	*Colorado College	3 - 4 L OT	4- 8	H Mariucci Arena	9821	Steve DeBus	4- 8
11/28	Michigan	3 - 4 L	4- 9	A Ann Arbor, Mich.	6498	Steve DeBus	4- 9
11/30	Michigan State	2 - 3 L	4-10	A East Lansing, Mich.	6264	Steve DeBus	4-10
12/19	*St. Cloud State	1 - 3 L	4-11	H Mariucci Arena	9809	Steve DeBus	4-11
12/20	*St. Cloud State	1 - 4 L	4-12	A St. Cloud, Minn.	7051	Erik Day	0- 1
12/27	Brown	W 6 - 3	5-12	H Mariucci Arena	9807	Steve DeBus	5-11
12/28	Northeastern	2 - 4 L	5-13	H Mariucci Arena	9767	Steve DeBus	5-12
1/ 2	Mankato State	W 6 - 2	6-13	H Mariucci Arena	9831	Steve DeBus	6-12
1/ 3	Mankato State	W 4 - 3	7-13	H Mariucci Arena	9852	Erik Day	1- 1
1/16	*Denver	2 - 5 L	7-14	H Mariucci Arena	9732	Steve DeBus	6-13
1/17	*Denver	W 5 - 2	8-14	H Mariucci Arena	9731	Erik Day	2- 1
1/23	*Minnesota-Duluth	W 7 - 1	9-14	H Mariucci Arena	9702	Steve DeBus	7-13
1/24	*Minnesota-Duluth	W 6 - 5	10-14	H Mariucci Arena	9869	Erik Day	3- 1
1/30	*Michigan Tech	3 - 5 L	10-15	A Houghton, Mich.	3702	Steve DeBus	7-14
1/31	*Michigan Tech	3 - 5 L	10-16	A Houghton, Mich.	3782	Erik Day	3- 2
2/ 6	*Wisconsin	W 4 - 1	11-16	H Mariucci Arena	9852	Steve DeBus	8-14
2/ 7	*Wisconsin	W 7 - 0	12-16	H Target Center	14781	Steve DeBus	9-14
2/14	*North Dakota	2 - 4 L	12-17	A Grand Forks, N.D.	6067	Steve DeBus	9-15
2/15	*North Dakota	3 - 5 L	12-18	A Grand Forks, N.D.	6067	Steve DeBus	9-16
2/20	*Alaska-Anchorage	W 3 - 0	13-18	H Mariucci Arena	9735	Steve DeBus	10-16
2/21	*Alaska-Anchorage	W 4 - 2	14-18	H Mariucci Arena	9826	Steve DeBus	11-16
2/27	*Colorado College	3 - 4 L	14-19	A Colo. Springs, Colo.	7351	Steve DeBus	11-17
2/28	*Colorado College	6 - 9 L	14-20	A Colo. Springs, Colo.	7758	Steve DeBus	11-18
3/ 6	*St. Cloud State	W 6 - 2	15-20	A St. Cloud, Minn.	6625	Steve DeBus	12-18
3/ 7	*St. Cloud State	W 5 - 3	16-20	H Mariucci Arena	9853	Steve DeBus	13-18
3/13	Minnesota-Duluth	3 - 7 L	16-21	A Duluth, Minn.	5408	Steve DeBus	13-19
3/14	Minnesota-Duluth	W 5 - 0	17-21	A Duluth, Minn.	5408	Steve DeBus	14-19
3/15	Minnesota-Duluth	4 - 5 L OT	17-22	A Duluth, Minn.	3417	Steve DeBus	14-20

*-WCHA Game

Record	W	L	Pct	Attendance #	Total	Avg	
All Games	17	22	.436	Home	20	201126	10056
WCHA	12	16	.429	Away	19	113179	5957
Home	13	7	.650	Neutral	0	0	0
Away	4	15	.211	Total	39	314305	8059
Neutral	0	0	.000				
Ahead After 1 Period	13	4	.765				
Behind After 1 Period	1	12	.077				
Tied After 1 Period	3	6	.333				
Ahead After 2 Periods	15	4	.789				
Behind After 2 Periods	0	14	.000				
Tied After 2 Periods	2	4	.333				
Score First	15	8	.652				
Do Not Score First	2	14	.125				
Overtime Games	0	2	.000				

University of Minnesota
1997-98 Men's Ice Hockey Statistics
Record: 17-22/12-16 WCHA

Golden Gophers	GP/ GS	G	A	Pts +/-	Sht	Sht %	Pen/	Min	PP	SH	EN	GW	GT	HT
Wyatt Smith	39/ 25	24	23	47 5	137	17.5	31/	62	3	1	0	3	0	2
Reggie Berg	39/ 16	20	19	39 -1	179	11.2	21/	53	6	2	2	2	0	1
Dave Spehar	39/ 15	19	18	37 2	129	14.7	17/	34	9	0	0	2	0	0
Ryan Kraft	32/ 16	11	26	37 7	119	9.2	8/	16	4	0	1	3	0	0
Mike Anderson	31/ 13	12	13	25 -2	114	10.5	23/	62	3	0	2	0	0	0
Casey Hankinson	35/ 16	10	12	22 -17	102	9.8	35/	81	6	0	0	2	0	0
Bill Kohn	36/ 33	4	16	20 5	59	6.8	35/	89	1	0	0	0	0	0
Rico Pagel	39/ 3	8	11	19 3	60	13.3	9/	18	1	0	0	2	0	0
Erik Westrum	39/ 2	6	12	18 -2	86	7.0	20/	43	1	1	1	1	0	0
Nate Miller	39/ 7	8	6	14 -5	70	11.4	21/	42	2	0	0	0	0	0
Brett Abrahamson	39/ 31	3	10	13 -1	36	8.3	19/	54	0	0	0	1	0	0
Mike Lyons	38/ 4	1	12	13 -3	51	2.0	30/	60	0	0	0	0	0	0
Aaron Miskovich	28/ 2	4	8	12 -7	64	6.3	7/	14	1	1	0	0	0	0
Dylan Mills	39/ 8	1	10	11 -5	39	2.6	16/	32	0	0	0	0	0	0
Stuart Senden	32/ 2	5	3	8 0	29	17.2	9/	18	0	0	0	0	0	0
Ryan Trebil	39/ 0	2	3	5 7	22	9.1	37/	96	0	0	0	0	0	0
Matt Leimbek	34/ 0	0	5	5 -2	22	0.0	8/	24	0	0	0	0	0	0
Jason Godbout	24/ 1	2	1	3 0	24	8.3	15/	38	1	0	0	1	0	0
Ben Clymer	1/ 1	0	0	0 -1	5	0.0	1/	2	0	0	0	0	0	0
Cory Miller	22/ 0	0	0	0 -2	6	0.0	11/	30	0	0	0	0	0	0
Steve DeBus	34/ 32	0	0	0 0	1	0.0	1/	2	0	0	0	0	0	0
Erik Day	9/ 6	0	0	0 0	0	0.0	1/	2	0	0	0	0	0	0
Willy Marvin	3/ 1	0	0	0 0	0	0.0	0/	0	0	0	0	0	0	0
Golden Gophers	39/ 39	140	208	348	1354	10.3	381/	884	38	5	6	17	0	3
Opponents	39/ 39	133	195	328	1105	12.0	404/	883	33	7	7	22	0	1

Bench Penalties: Golden Gophers 6 (12 Minutes); Opponents 5 (10 Minutes)
Power Play: Golden Gophers 38/224 (17.0%); Opponents 33/199 (16.6%);

Goaltending Statistics

Golden Gophers	GP/ GS	Min	GAA	W	L	T	ENG	Sho	GA	Sv	Sv %
Steve DeBus	34/ 32	1892:52	3.14	14	20	0	5	3	99	814	.892
Willy Marvin	3/ 1	49:03	3.67	0	0	0	1	0	3	16	.842
Erik Day	9/ 6	389:27	3.70	3	2	0	1	0	24	144	.857
Golden Gophers	39/ 39	2331:22	3.24	17	22	0	7	3	126	974	.885
Opponents	39/ 39	2345:15	3.43	22	17	0	6	0	134	1214	.901

Statistics by Period

Goals	1	2	3	OT	Tot	Penalties	1	2	3	OT	Tot
Golden Gophers	50	43	47	0	140	Golden Gophers	126	118	137	0	381
Opponents	39	37	55	2	133	Opponents	135	122	147	0	404
Shots	1	2	3	OT	Tot	Penalty Minutes	1	2	3	OT	Tot
Golden Gophers	454	455	437		71353	Golden Gophers	271	261	352	0	884
Opponents	361	386	347		131107	Opponents	278	252	353	0	883

University of Minnesota
1997-98 Men's Ice Hockey Statistics
WCHA Games Only

Golden Gophers	GP/ GS	G	A	Pts	+/-	Sht	Sht %	Pen/	Min	PP	SH	EN	GW	GT	HT
Reggie Berg	28/ 11	17	17	34	5	137	12.4	13/	26	6	1	2	2	0	1
Wyatt Smith	28/ 20	17	13	30	6	95	17.9	21/	42	1	0	0	1	0	2
Dave Spehar	28/ 11	12	15	27	4	85	14.1	14/	28	4	0	0	2	0	0
Ryan Kraft	25/ 14	8	19	27	3	93	8.6	8/	16	3	0	1	3	0	0
Mike Anderson	20/ 9	10	8	18	-1	68	14.7	10/	28	3	0	2	0	0	0
Erik Westrum	28/ 1	5	9	14	2	61	8.2	16/	35	1	1	1	1	0	0
Bill Kohn	27/ 25	2	12	14	5	48	4.2	28/	75	1	0	0	0	0	0
Casey Hankinson	24/ 9	4	9	13	-9	68	5.9	20/	51	1	0	0	1	0	0
Rico Pagel	28/ 2	3	10	13	2	42	7.1	5/	10	0	0	0	0	0	0
Nate Miller	28/ 4	7	3	10	-4	51	13.7	17/	34	1	0	0	0	0	0
Aaron Miskovich	21/ 1	3	6	9	-5	52	5.8	5/	10	0	1	0	0	0	0
Mike Lyons	28/ 2	0	9	9	-5	45	0.0	25/	50	0	0	0	0	0	0
Stuart Senden	24/ 2	5	3	8	0	22	22.7	4/	8	0	0	0	0	0	0
Brett Abrahamson	28/ 24	3	5	8	-1	28	10.7	10/	36	0	0	0	1	0	0
Ryan Trebil	28/ 0	2	3	5	9	15	13.3	24/	59	0	0	0	0	0	0
Dylan Mills	28/ 4	1	4	5	-6	23	4.3	11/	22	0	0	0	0	0	0
Jason Godbout	19/ 1	2	1	3	1	18	11.1	8/	16	1	0	0	1	0	0
Matt Leimbek	24/ 0	0	3	3	-3	14	0.0	4/	8	0	0	0	0	0	0
Cory Miller	13/ 0	0	0	0	-2	6	0.0	4/	8	0	0	0	0	0	0
Steve DeBus	24/ 23	0	0	0	0	1	0.0	0/	0	0	0	0	0	0	0
Erik Day	7/ 5	0	0	0	0	0	0.0	1/	2	0	0	0	0	0	0
Willy Marvin	2/ 0	0	0	0	0	0	0.0	0/	0	0	0	0	0	0	0
Golden Gophers	28/ 28	101	149	250		972	10.4	252/	572	22	3	6	12	0	3
Opponents	28/ 28	94	133	227		793	11.9	262/	551	21	3	6	16	0	0

Bench Penalties: Golden Gophers 4 (8 Minutes); Opponents 3 (6 Minutes)
Power Play: Golden Gophers 22/151 (14.6%); Opponents 21/137 (15.3%);

Goaltending Statistics

Golden Gophers	GP/ GS	Min	GAA	W	L	T	ENG	Sho	GA	Sv	Sv %
Willy Marvin	2 / 0	9:03	0.00	0	0	0	1	0	0	3	1.000
Steve DeBus	24 / 23	1332:08	3.02	10	14	0	4	2	67	577	.896
Erik Day	7 / 5	324:32	3.88	2	2	0	1	0	21	121	.852
Golden Gophers	28 / 28	1665:43	3.17	12	16	0	6	2	88	701	.888
Opponents	28 / 28	1675:32	3.40	16	12	0	6	0	95	871	.902

Statistics by Period

Goals	1	2	3	OT	Tot	Penalties	1	2	3	OT	Tot
Golden Gophers	36	29	36	0	101	Golden Gophers	88	85	79	0	252
Opponents	30	24	39	1	94	Opponents	96	89	77	0	262
Shots	1	2	3	OT	Tot	Penalty Minutes	1	2	3	OT	Tot
Golden Gophers	321	323	325	2	971	Golden Gophers	195	195	182	0	572
Opponents	257	287	249	2	795	Opponents	200	178	173	0	551

INDOOR TRACK & FIELD

**Big Ten Finish: 1st
NCAA Finish: 14th**

**Head Coach
Phil Lundin**

**Assistant Coaches
Lynne Anderson
Steve Plasencia
Allen Broderius**

Minnesota Wins First Big Ten Indoor Championship: Minnesota utilized its team depth to unseat three-time defending champion Wisconsin at the Big Ten Indoor Championships in West Lafayette, Ind., Feb. 28- March 1. It was the Golden Gophers' first-ever Big Ten indoor title and first Big Ten track and field championship since the outdoor squad won in 1968. Wisconsin finished second to Minnesota by 14 points. Sophomore **STAFFAN STRAND (Uppsland-Vasby, Sweden)** won the high jump title for the second consecutive year, tying his Big Ten Championship meet record of 7-4 1/2 (2.25m). Strand led a host of Golden Gophers in the high jump, as Minnesota took fourth through sixth place in that event, as well. Junior **BENJAMIN JENSEN (Mandal, Norway)** was the other Maroon and Gold event winner. Jensen took home his second straight heptathlon title, shattering his previous Big Ten meet and Minnesota school indoor record with 5,769 points. Jensen won the heptathlon pole vault, high jump and 60-meter-high hurdles to help boost him nearly 300 points over the second-place finisher. The team effort pulled the Golden Gophers, who were tied for the lead with Michigan after the first day, through the meet. Minnesota placed 14 athletes in the top five, taking two or more top-five places on three occasions. Three Minnesota athletes took second place as sophomore **FRED RODGERS (Hamilton, Ohio)** tied his personal-best time of 6.33 in the 55-meter dash, senior **SCOTT BEADLE (Moorhead, Minn.)** finished second in the 600-meter dash with a career-best time of 1:18.93, and junior **VESA RANTANEN (Virrat, Finland)** placed second in the pole vault. Senior **NILES DENEEN (St. Paul, Minn.)** finished third in the 55-meter hurdles, running his personal-best and Minnesota school record time of 7.31 for the fourth time this year.

Lundin Named Big Ten Coach of the Year: Head Coach **PHIL LUNDIN** was

honored as the Big Ten Indoor Coach of the Year in March. It was the first-ever conference coach of the year award for the third-year head coach. Lundin led the Golden Gophers to their first Big Ten indoor title in 88 years of competition.

Rantanen National Champion, Golden Gophers Take 14th at NCAA Championships: Rantanen became Minnesota's first track and field national champion since 1993 - when Martin Eriksson won the indoor pole vault crown. Rantanen vaulted a school-record tying 18-2 1/2 to win the pole vault. It was Rantanen's first NCAA indoor championships title. Rantanen gathered All-America honors for the second time in his career. The Golden Gophers finished 14th as a team, tied with North Carolina and Nebraska, with 15 points. Adding to Minnesota's point production were All-Americans **TYE HARVEY (Jamestown, Calif.)**, who took 12th in the pole vault, and Strand, who finished fourth in the high jump. Strand leapt 7-3 3/4 (2.23m), while Harvey vaulted 17-4 1/2 (5.30m).

Watch for Falling Records: Four Minnesota school records fell during the indoor season. Two records were broken at the Minnesota Invitational (1/24) as Strand broke a school indoor, field house and Big Ten record with a leap of 7-6 1/2 (2.30m), and freshman **TOM GERDING (Waconia, Minn.)** broke a four-year-old freshman record in the 600-meter dash (1:19.16). Gerding broke another freshman record, a seven-year-old mark in the 400-meter dash (47.91), Feb. 7. Gerding additionally set the Purdue Lambert Field House record in the 600-meter dash at the Big Ten Championships. Gerding's time of 1:19.09 made him the top qualifier heading into the finals. Beadle originally broke the record, racing to a 1:19.25 clock. That stuck until Gerding's heat. The fourth record-breaker was Deneen who shattered the 55-meter hurdles record with a time of 7.31 for first place at the Nebraska Triangular (1/31). He also ran a 7:31 to place third at the Big Ten Championships.

Strand's Stand: Strand's record-breaking first jump of the indoor season instantly made him the talk of the Big Ten Conference. With a high jump leap of 7-6 1/2 (2.30m), Strand had broken a Minnesota school, a Big Ten and a U of M Field House record. The jump at the time was tops in the nation, No. 2 in the world and listed as seventh best in the collegiate record books. Strand earned Co-Big Ten Athlete of the Month honors for the month of January and was named the *Trackwire's* Athlete of the Week for the week ending

Jan. 31. Additionally, he has won the Big Ten high jump title each of the three seasons he has competed in.

January: The Golden Gophers opened the season by taking nine titles at their host event, the Northwest Open on January 10. Strand set a new Minnesota indoor school and Field House record, and a Big Ten record with a leap of 7-6 1/2 (2.30m) to win the high jump at the Minnesota Invitational on January 24. It was Strand's first action of the season, and he was named Co-Big Ten Athlete of the Month for his performance. Gerding also set a freshman record at that meet, running the 600-meter dash in 1:19.16. Three athletes won titles at the Nebraska Triangular the following week, as Deneen broke the third Minnesota record of the year, going 7.31 in the 55-meter hurdles.

February: Minnesota entered the month of February ranked 12th in the nation according to *Trackwire*. Deneen ran his record time of 7.31 again at the Husker Invitational on Feb. 13. Eleven Golden Gophers captured titles during the month before heading into the Big Ten Championships. Included among the 11, was Head Cross Country Coach **STEVE PLASENCIA**, who won the mile at the Husky Open on Feb. 13. Strand took second in the high jump at the prestigious Millrose Games in New York City on the same day. The Golden Gophers topped out at their highest ranking of the year, standing at 11th in the nation for the week beginning Feb. 11.

March: The Golden Gophers had a month which certainly came in like a lion. Minnesota won its first ever Big Ten indoor championship and its first track and field conference title in either season since 1968 on March 1. Strand won his third consecutive conference high jump title and Jensen won his second straight conference heptathlon crown while breaking a Minnesota and Big Ten indoor record. Minnesota's Big Ten title came on the heels of the U of M swimming and diving team which captured a Big Ten championship the night before. The Golden Gophers continued their successes at the NCAA Championships (see paragraph in column two). All three earned All-America honors. The Golden Gophers closed out the indoor season ranked 19th in the country according to *Trackwire*.

1998 MINNESOTA TRACK & FIELD TOP INDOOR PERFORMANCES

55-meter dash

6.33	Fred Rodgers	1st	1/31
	Fred Rodgers	1st	2/20
6.44	Fred Rodgers	HT	2/7
6.46	Niles Deneen	5th	1/31
6.49	Steve Burkholder	6th	1/31
6.48	Fred Rodgers	2nd	1/24
6.51	Fred Rodgers	HT	1/24
	Steve Burkholder	4th	2/20

60-meter dash

6.53	Fred Rodgers	HT	2/13
6.60%	Scott Beadle	HT	2/13
6.76	Steve Burkholder	HT	2/13
6.78	Benjamin Jensen	HT	2/13
6.84	Fred Rodgers	3rd	2/13

55-meter hurdles

7.31*1\$	Niles Deneen	1st	2/13
7.33\$	Niles Deneen	3rd	2/7
7.39	Niles Deneen	1st	2/20
7.53	Benjamin Jensen	2nd	2/20
7.54%	Niles Deneen	1st	1/24

60-meter hurdles

8.03	Benjamin Jensen	1st	2/13
3.06	Benjamin Jensen	HT	2/13

200-meter dash

22.06	Steve Burkholder	19th	2/7
22.07	Fred Rodgers	1st	2/20
22.19	Steve Burkholder	2nd	1/31
22.24	Fred Rogers	3rd	1/31
22.68	Steve Burkholder	2nd	1/10

400-meter dash

47.91*+	Tom Gerding	11th	2/7
48.87%	Scott Beadle	1st	2/13
50.03	Adam Freed	4th	1/31
50.49	Bob Quade	2nd	1/10
50.74	Andy Wiberg	3rd	1/10

500-meter dash

1:05.90	Adam Freed	2nd	2/13
1:05.92	Jason Owen	3rd	2/13

600-meter dash

1:19.16+	Tom Gerding	1st	1/24
1:19.19	Tom Gerding	1st	2/20
1:19.39	Scott Beadle	2nd	2/20
1:20.50	Jason Owen	3rd	2/20
1:21.51	Tom Gerding	1st	1/10

800-meter run

1:52.13	Ron Hoffner	13th	2/7
1:53.14	Jason Owen	25th	2/7
1:54.77*	Nate Clay	2nd	1/24
1:55.19	Josh Brang	2nd	2/20
1:55.39	Jason Owen	3rd	1/24

Mile run

4:06.58	Sami Valtonen	6th	2/7
4:07.43	Nate Clay	8th	2/7
4:08.63	Josh Brang	11th	2/7
4:10.42	Josh Brang	1st	1/24
4:13.89*	Rick Obleman	2nd	1/24

3,000-meter run

8:17.88	Eric Pierce	11th	2/7
8:20.71	Rick Obleman	12th	2/7
8:27.23	Charles McClure	17th	2/7
8:30.27*	Nate Clay	1st	1/10
8:32.94	Eric Pierce	1st	1/24

5,000-meter run

14:50.4	Tony Riter	13th	2/7
---------	------------	------	-----

Distance medley relay

9:48.09	Minnesota	5th	2/7
---------	-----------	-----	-----

4x400-meter relay

3:23.11	Quade, Gerding, Wiberg, Burkholder	1st	1/10
3:27.96	Minnesota	2nd	2/13

4x800-meter relay

7:57.59	Clay, Obleman, Landgraff, C. Smith	2nd	1/24
---------	---------------------------------------	-----	------

High Jump

7-6 1/2 (2.30m)*!@#	Staffan Strand	1st	1/24
7-2.50m (2.20m)\$	Staffan Strand	2nd	2/13
7-02.25 (2.19m)\$	Staffan Strand	4th	2/7
7-01 (2.16m)\$	Wil Kurth	5th	2/13
7-01 (2.16m)\$	Tyler McCormick	5th	2/13

Pole Vault

18-2 1/2 (5.55m)\$!	Vesa Rantanen	1st	3/13
17-8 (5.40m)\$	Tye Harvey	1st	2/7
17-4 3/4 (5.30m)	Vesa Rantanen	1st	1/10
16-8 3/4 (5.10m)	Tye Harvey	1st	1/24
16-7.50 (5.07m)	Tye Harvey	6th	2/13

Long Jump

22-7 1/4 (6.89m)	Marcus Westberry	4th	1/17
22-5 1/4 (6.84m)	Tyler McCormick	1st	1/10
22-3 (6.78m)	Vesa Rantanen	5th	1/24

1998 MINNESOTA TRACK & FIELD TOP INDOOR PERFORMANCES

Triple Jump

49-0 1/4 (14.91m)	Marcus Westberry	1st	1/17
48-4 (14.74m)	Marcus Westberry	2nd	1/24
47-7 1/4 (14.51m)	Marcus Westberry	2nd	1/10
44-1 1/4 (13.44m)	Tyler McCormick	4th	1/10

Shot Put

59-4 1/4 (18.08m)*\$	Chad Yenchesky	1st	1/24
58-4.75 (17.80m)*\$	Adam Reed	1st	2/20
57-5 (17.50m)	Chad Yenchesky	3rd	2/7
57-0 (17.37m)	Chad Yenchesky	11th	2/13
56-05 1/4 (17.20m)	Chad Yenchesky	1st	1/31

Weight Throw

54-10 (6.71m)	Ben Meyer	1st	2/13
52-00.5 (15.86m)	Ben Meyer	8th	2/7
49-6.25 (15.09m)	Ben Meyer	4th	2/20
49-05.5 (15.07m)	Mark Fahey	2nd	2/13
48-4.75 (14.75m)	Ben Meyer	HT	2/20

Pentathlon

3,289%	Jesse Madsen	4th	1/24
--------	--------------	-----	------

* career-best performance

! Minnesota school record

@ Minnesota Field House record

NCAA Automatic

\$ NCAA Provisional

% competed unattached

HT - heat performance

+ Minn. Freshmen Record

OUTDOOR TRACK & FIELD

**Big Ten Finish: 1st
NCAA Finish: 35th**

**Head Coach
Phil Lundin**

**Assistant Coaches
Lynne Anderson
Steve Plasencia
Allen Broderius**

Minnesota Wins Second Title of Season, First Big Ten Outdoor Championship Since 1968: The University of Minnesota won its first Big Ten Outdoor Track and Field title since 1968 by besting the conference field on May 24 in Columbus, Ohio. The Golden Gophers picked up their second track and field title of the year while ending Wisconsin's three-year reign as the Big Ten outdoor champion. In March, the U of M won its first ever Big Ten indoor crown, ending the Badgers' three-year grasp on that title as well. Minnesota, with 134.50 points, finished 14.50 points ahead of Wisconsin who had 120. Iowa (103) placed third, while Michigan (97) and Purdue (65) rounded out the top five. Sophomore **FRED RODGERS** (Hamilton, Ohio) paced the Golden Gophers, winning his first Big Ten title in the 100-meter dash. Rodgers, a cornerback on the Golden Gopher football team, posted a career-best time of 10.44 to take the event. Sophomore **STAFFAN STRAND** (Uppsland-Vasby, Sweden) was the other individual champion for Minnesota. Strand, who also placed sixth in the triple jump, won his fourth consecutive conference high jump crown on May 23. Minnesota once again relied on its depth, placing second through fourth and eighth in the pole vault. Junior **VESA RANTANEN** (Virrat, Finland) went 17-00 3/4 (5.20m) to take second place in the event. Following Rantanen were senior **TYE HARVEY** (Jamestown, Calif.) in third, and freshman **MIKE BROCKWELL** (Edina, Minn.) in fourth. Junior **JON ANDERSON** (Morris, Minn.) took eighth. Also placing well for Minnesota were senior **SCOTT BEADLE** (Moorhead, Minn.) and redshirt freshman **STEVE BURKHOLDER** (Superior, Wis.). Beadle took second place in the 400-meter dash and third in the 200-meter dash. Burkholder finished fifth in the 100-meter dash and sixth in the 200-meter dash. The 4x100-meter relay team placed second, while shot putters **CHAD YENCHESKY** (DePere, Wis.) and **ADAM**

REED (Milwaukee, Wis.) placed fifth and sixth, respectively, in that event.

Lundin Unanimous Coach of the Year: Head Coach **PHIL LUNDIN** was the unanimous choice for Big Ten Outdoor Head Coach of the Year honors. Lundin, who is in his third year with Minnesota, won identical honors during the indoor season. He led the U of M to its first outdoor conference crown since 1968 and guided two athletes to individual Big Ten titles, including Strand's fourth consecutive high jump title.

Two Golden Gophers honored with All-American honors at NCAA Championships: Harvey and Strand garnered All-America accolades for their performance at the NCAA outdoor Championships in Buffalo, N.Y., June 3-6. Both Harvey and Strand overcame injury to succeed. Harvey had missed the Big Ten outdoor and NCAA outdoor Championships a year ago after shattering his wrist in a car accident prior to the Big Ten Championships. He went through intensive rehabilitation to reconstruct his wrist for this year's indoor and outdoor seasons. Strand fell ill the week of the championships this season and was battling a sore neck at the event. Strand ended up placing third in the high jump to gain All-America honors for the fourth time in his career. Harvey, who took eighth in the pole vault, chalked up his fourth career All-America honor as well. Rantanen placed 11th in the pole vault and senior **RICK OBLEMAN** (Regina, Saskatchewan) ran in the prelims of the 3,000-meter steeplechase. Minnesota finished tied for 35th with Villanova and Oregon at the NCAA Championships.

At the Drake Relays: Four University of Minnesota men's entrants placed among the top 10 at the prestigious Drake Relays in Des Moines, Iowa Friday, April 24. Leading the way were the relay teams. The Golden Gophers' 4x800-meter relay team of **RON HOFFNER** (Brooklyn Park, Minn.), **JOSH BRANG** (Winona, Minn.), **SAMI VALTONEN** (Lahti, Finland) and **JASON OWEN** (Stewartville, Minn.) took fourth with a time of 7:29.51, while the 4x1,600-meter relay team of **CHAD JOHNSON** (Chetek, Wis.), **ERIC HARTMARK** (Duluth, Minn.), **JEREMY POLSON** (Duluth, Minn.) and **Obleman** finished fifth with a time of 17:03.55. Junior **TYLER MCCORMICK** (White Bear Lake, Minn.) went 23-05 1/4 (7.14m) in the long jump for eighth place, and Reed placed 10th in the discus with a throw of 173-03 (52.81m). On Saturday, April 25, Owen placed third in the 800-meter run and two

other athletes scored NCAA provisional qualifying performances. Owen, a sophomore, finished with a time of 1:49.22, while Harvey finished tied for third in the pole vault a height of 17-07 3/4 (5.38m). Rantanen, the Drake Relays defending pole vault champion, placed seventh with a height of 17-03 (5.26m). Also finishing in the top five at the Drake Relays Saturday was Cross Country Head Coach and Track and Field Assistant Coach **STEVE PLASENCIA** who took second in the 5,000-meter invitational run.

Rantanen, Strand Honored with Academic All-District Honors: Strand and Rantanen were named to the GTE/CoSIDA District V Spring At-Large All-America Academic Team for their outstanding efforts on the track and in the classroom. Strand is a four-time Big Ten high jump champion, and holds a 3.89 grade-point average (GPA) in computer engineering. Strand was also named to the Academic All-Big Ten Team this year. Rantanen is a two-time All-American in the pole vault and carries a 3.48 GPA in psychology. He is also a two-time Academic All-Big Ten selection.

Three Records Met or Broken During Outdoor Season: Beadle holds two of the outdoor records broken this season, while Strand tied the record he shares with Mike Vukovich in the high jump. Beadle twice over broke his own record in the 400-meter dash, which currently sits at 46.16 from his first-place performance at the Maroon and Gold Open (5/9). Beadle also set a new 200-meter dash record going 20.86 at the Minnesota Last Chance Meet (5/16). Strand tied the record of 7-5 (2.26m) in the high jump at the Maroon and Gold Open. It was his first competition for the outdoor season.

Six Qualified for the NCAA Championships: During the regular season Beadle, Rantanen, Harvey, Reed, Owen and Strand qualified for the NCAA Championships in Buffalo, N.Y., June 3-6. Strand was the only automatic qualifier, while Rantanen and Harvey provisionally qualified in the pole vault. Reed qualified twice provisionally in the discus, while Beadle provisionally qualified in the 400-meter dash. Owen provisionally qualified in the 800-meter run, and could have possibly ran at the NCAA Championships. However, Owen, like decathlete **BENJAMIN JENSEN** (Mandal, Norway), spent most of the season sidelined with a hamstring injury.

1998 Minnesota Track and Field Top Outdoor Performances

100-Meter Dash (10.18, 10.35)

10.44*	Fred Rodgers	1st	Big Tens (5/24)
10.52	Fred Rodgers	1st	Maroon&Gold (5/9)
10.54*	Steve Burkholder	2nd	Maroon&Gold (5/9)
10.55	Fred Rodgers	1st	Last Chance (5/16)
10.60	Fred Rodgers	PR	Big Tens (5/23)

200-Meter Dash (20.50, 20.85)

20.86*!	Scott Beadle	1st	Last Chance (5/16)
21.28	Scott Beadle	3rd	Big Tens (5/24)
21.46*	Steve Burkholder	6th	Big Tens (5/24)
21.47	Steve Burkholder	1st	Maroon&Gold (5/9)
21.49	Tom Gerding	2nd	Last Chance (5/16)

400-Meter Dash (45.40, 46.40)

46.16*!\$&	Scott Beadle	1st	Maroon&Gold (5/9)
46.31\$	Scott Beadle	PR	Big Tens (5/23)
46.65	Scott Beadle	3rd	Jesse Owens (4/18)
46.78	Scott Beadle	2nd	Big Tens (5/24)
47.24*	Tom Gerding	2nd	Maroon&Gold (5/9)

800-Meter Run (1:47.30, 1:49.00)

1:48.92*\$	Jason Owen	4th	Tyson Inv. (4/17-18)
1:49.22	Jason Owen	3rd	Drake Relays (4/25)
1:50.99*	Ron Hoffner	8th	Tyson Inv. (4/17-18)
1:52.01	Ron Hoffner	19th	Sea Ray Rel. (4/10)
1:53.49	Jason Owen	27th	Sea Ray Rel. (4/10)

1,500-Meter Run (3:41.30, 3:45.50)

3:46.32	Sami Valtonen	14th	Cardinal Inv. (5/8)
3:50.09	Sami Valtonen	6th	Big Tens (5/24)
3:50.33*	Josh Brang	PR	Big Tens (5/23)
3:50.69	Sami Valtonen	PR	Big Tens (5/23)
3:52.84	Josh Brang	1st	MNClassic (5/2)

3,000-Meter Run

8:08.88	Sami Valtonen	5th	Tyson Inv. (4/17-18)
8:27.59	Chad Johnson	1st	MNClassic (5/2)
8:30.13	Jeremy Polson	2nd	MN Classic (5/2)
8:32.83	Erik Hartmark	3rd	MNClassic (5/2)
8:36.97	Charles McClure	5th	MNClassic (5/2)

3,000-Meter Steeplechase (8:44.00, 8:54.00)

8:45.12*\$	Rick Obleman	2nd	Cardinal Inv. (5/8)
8:51.78\$	Rick Obleman	4th	Tyson Inv. (4/17-18)
8:53.19\$	Rick Obleman	3rd	Big Tens (5/23)
8:56.57	Rick Obleman	PR	NCAAs (6/3)
9:07.16	Eric Pierce	7th	Big Tens (5/23)

5,000-Meter Run (13:50.00, 14:14.00)

14:14.31*	Chad Johnson	12th	Cardinal Inv. (5/8)
14:23.26*	Sami Valtonen	6th	Bldy/Cast. (3/28)
14:39.48	Chad Johnson	4th	Tyson Inv. (4/17-18)
14:47.90*	Jeremy Polson	6th	Tyson Inv. (4/17-18)
14:49.11*	Charles McClure	17th	Bldy/Cast. (3/28)

10,000-Meter Run (29:10.00, 29:55.00)

30:51.80	Chad Johnson	8th	Big Tens (5/22)
31:29.01*	Tony Riter	1st	Bldy/Cast. (3/28)
31:37.43	Eric Hartmark	16th	Big Tens (5/22)

110-Meter Hurdles (13.72, 14.00)

14.09	Niles Deneen	5th	Big Tens (5/24)
14.15	Niles Deneen	4th	Bldy/Cast. (3/28)
14.23	Niles Deneen	6th	Jesse Owens (5/3)
14.24	Niles Deneen	2nd	Maroon&Gold (5/9)
14.25	Niles Deneen	PR	Big Tens (5/23)

400-Meter Hurdles (50.20, 51.30)

53.82	Bob Quade%	1st	Last Chance (5/16)
54.86	Bob Quade%	5th	Maroon&Gold (5/9)
55.00	Bob Quade%	2nd	Carleton Rel. (4/18)

4x100-Meter Relay (39.35, 40.00)

40.61	Minnesota	PR	Big Tens (5/23)
40.63	Minnesota	2nd	Big Tens (5/24)
40.99	Minnesota	1st	Last Chance (5/16)
42.01	Minnesota	9th	Bldy/Cast. (3/28)

4x400-Meter Relay (3:04.00, 3:07.00)

3:13.77	Minnesota	7th	Big Tens (5/24)
3:20.01	Minnesota	1st	Last Chance (5/16)

Distance Medley Relay

9:53.59	Hoffner, Gerding Beadle, Owen	5th	Sea Ray Rel. (4/11)
10:00.66	Obleman, Gerding Brang, Johnson	7th	Drake Relays (4/25)

High Jump (2.25, 2.18)

2.26*!#&	Staffan Strand	1st	Maroon&Gold (5/9)
2.25\$#-	Staffan Strand	1st	Big Tens (5/23)
	Staffan Strand	3rd	NCAAs (6/4)
2.18*	Tyler McCormick	3rd	Big Tens (5/23)
2.15	Tyler McCormick	8th	Texas Rel. (4/1-4)
2.14*	Marc Johannsen	4th	Big Tens (5/23)

Pole Vault (5.55, 5.26)

5.46\$	Tye Harvey	1st	Last Chance (5/16)
5.46\$	Vesa Rantanen	1st	Last Chance (5/16)
5.38\$	Tye Harvey	3rd	Drake Relays (4/25)
5.30\$	Tye Harvey	8th	NCAAs (6/3)
5.26\$	Vesa Rantanen	7th	Drake Relays (4/25)

Long Jump (8.05, 7.70)

7.32*	Tyler McCormick	4th	Bldy/Cast. (3/28)
7.25	Tyler McCormick	8th	Big Tens (5/23)
7.24	Marcus Westberry	9th	Big Tens (5/23)
7.14	Tyler McCormick	8th	Drake Relays (4/24)
7.12	Marcus Westberry	1st	Maroon&Gold (5/9)

1998 Minnesota Track and Field Top Outdoor Performances

Triple Jump (16.45, 15.75)

15.43*	Marcus Westberry	4th	Big Tens (5/24)
15.25	Marcus Westberry	6th	Drake Relays (4/25)
15.12	Staffan Strand	6th	Big Tens (5/24)
14.95	Marcus Westberry	1st	Last Chance (5/16)

Shot Put (18.80, 17.80)

17.27	Adam Reed	2nd	Maroon&Gold (5/9)
17.22	Adam Reed	2nd	Last Chance (5/16)
17.12	Chad Yenchesky	5th	Big Tens (5/24)
17.08	Adam Reed	6th	Big Tens (5/24)
16.96	Chad Yenchesky	2nd	MN Classic (5/2)

Discus (59.00, 55.00)

55.82\$	Adam Reed	1st	Maroon&Gold (5/9)
55.20\$	Adam Reed	1st	Last Chance (5/16)
53.02	Mark Fahey	2nd	Maroon&Gold (5/9)
53.04	Adam Reed	7th	Texas Rel. (4/1-4)
52.81	Adam Reed	12th	Drake Relays (4/25)

Javelin (73.00, 67.00)

57.14	Benjamin Jensen	1st	Last Chance (5/16)
54.56	Glen Lindqvist	1st	Maroon&Gold (5/9)
54.32	Benjamin Jensen	1st	MN Classic (5/2)
52.02	Benjamin Jensen	6th	Big Tens (5/24)
49.14	Jesse Madsen	3rd	Maroon&Gold (5/9)

Hammer (67.50, 60.00)

52.12	Ben Meyer	3rd	Last Chance (5/16)
49.14	Ben Meyer	2nd	MN Classic (5/2)
48.74	Ben Meyer	1st	Maroon&Gold (5/9)
43.74	Alex Moore	3rd	Maroon&Gold (5/9)
43.54	Ben Meyer	6th	Carleton Rel. (4/18)

* career-best performance

! Minnesota Record

@Minnesota Field House Record

& Bierman Track Record

- Big Ten Championships Record

NCAA Automatic

\$ NCAA Provisional

% Competed unattached

PR Preliminary heat/performance

+ Minn. Freshman Record

^ Carleton Relays Record

SWIMMING & DIVING

Overall Record: 7-1
Big Ten Record: 3-1
Big Ten Finish: 1st
NCAA Finish: 14th

U.S. Men's Nationals Champions

Head Swimming Coach
Dennis Dale

Head Diving Coach
Kongzheng Li

Assistant Coaches
Clark Campbell
Jack Pettinger
P.J. Bogart

Champions Again: After finishing second to Michigan in the Big Ten's closest battle in over a decade at the 1997 Big Ten Championships, Minnesota returned to the podium once again, winning its second title in three years. The Golden Gophers led from day one to capture the school's fifth Big Ten Swimming and Diving Championship at the U of M Aquatic Center. All total the Golden Gophers won three of the five relay titles and senior TY BATHURST (Albuquerque, N.M.) captured the U of M's first 50-yard freestyle crown since 1992. Del Cerney's school-record time of 19.76 which won the 50-yard freestyle six years ago almost fell during the preliminary swim this season. Bathurst swam a 19.80 to enter the 50-yard freestyle field as the competition's top qualifier. Minnesota had nine All-Big Ten team members when it was all said and done. In addition to the relay teams and Bathurst's crown, the Golden Gophers had four athletes take third-place honors and place second on eight occasions. Eight different records were set by the Golden Gophers during the championships. Head Coach DENNIS DALE earned Coach of the Year honors for the third time in his career.

Minnesota Takes 14th At NCAA Championships: A three-way combination of junior MARTIN ZIELINSKI (Bloomington, Minn.), freshman ALEX MASSURA (Belo Horizonte, Brazil) and the Golden Gopher relay teams helped Minnesota to its seventh consecutive top-15 showing at the NCAA Championships. The U of M brought its largest-ever group

of qualifiers - 14 - to Auburn, Ala., and garnered 105 points, good for 14th overall. Zielinski was the highest placewinner for the Golden Gophers, taking sixth in the 100-yard butterfly with a Minnesota school-record time of 46.74. Zielinski was also a part of the 10th-place-finishing 200-yard and 400-yard medley relay teams to earn All-America honors and two honorable mention All-America certificates. Massura was the U of M's other All-American, placing eighth in the 100-yard backstroke. He also earned four honorable mention All-America certificates for his role on the relay teams and received honorable mention honors for his 10th-place finish in the 200-yard backstroke. The 400-yard freestyle relay team of Massura, JOHN CAHOY (Hudson, Wis.), JEREMY RIENTS (Apple Valley, Minn.) and Bathurst capped off the weekend by finishing ninth with a Minnesota school-record time of 2:54.87. Additionally sophomores YOAV MEIRI (Jerusalem, Israel) and BILL BISHOP (Barrington, Ill.) earned individual honorable mention All-America honors. Meiri placed 14th in the 200-yard butterfly, and Bishop finished 16th in the 1,650-yard freestyle.

Gopher Relays Strong: All five Golden Gopher relay teams earned honorable mention All-America honors at the NCAA Championships, while three of the five won Big Ten titles. The 200-yard and 400-yard medley and 800-yard freestyle relay teams finished 10th at NCAA's. The 200-yard freestyle relay team placed 12th, and the record-setting 400-yard freestyle relay team took ninth in Auburn, Ala. At the Big Ten Championships, Minnesota captured titles in the 200-yard and 400-yard freestyle and 200-yard medley relays.

Sweet Success At Phillips 66 Nationals: Backed by two national titles at the long course meter Phillips 66 National Championships held at the U of M Aquatic Center, Minnesota won the men's national championships crown and placed third in combined team competition. Zielinski won the 100-meter butterfly title to qualify for the 1998 Goodwill Games roster and cap off a tremendous season for him. Also winning at the Phillips 66 National Championships was the 800-meter relay team of Cahoy, sophomore BRYAN CARLSON (Rosemount, Minn.), Rients, and Bishop. Meiri set an Israeli national record in the prelims of the 200-meter butterfly (2:02.57). He finished sixth in the finals. Other finalists included junior BRANDON SCHINDLER (Saratoga, Calif.) who took sixth in the 50-meter freestyle, Cahoy, who finished fourth in the 100-meter freestyle and sixth in the 100-

meter butterfly, and the 400-meter freestyle relay team which placed second.

Cahoy, Zielinski, Dale All Selected To Represent Team USA At Goodwill Games: Cahoy and Zielinski were selected to participate on the U.S. National team which will compete at the 1998 Goodwill Games in July in Nassau, N.Y. Zielinski qualified to swim the 100-meter butterfly after winning the event at the Phillips 66 National Championships, while Cahoy's fourth-place swim in the 100-meter freestyle at the Phillips 66 earned him a spot with the 400-meter freestyle relay team. Head Coach Dennis Dale also was selected as one of the assistant coaches for the U.S. National men's team.

Twelve Team Records Fall: Five varsity and seven freshman school records were bested during the course of the season. Of the 11, Massura had a hand in all of them. He set both freshman and varsity records in the 100-yard (47.42) and 200-yard (1:43.57) backstroke, and was a part of the varsity record-setting 400-yard freestyle (2:54.87) and 400-yard medley (3:13.17) relay teams. He also set freshman records in the 50-yard (20.29) and 100-yard (43.81) freestyle. Additionally, he was the lead leg on the freshman record-setting 400-yard medley, 400-yard and 800-yard freestyle relay teams. Zielinski topped his own record in the 100-yard butterfly, finishing sixth at the NCAA Championships (46.74).

Cahoy Honored As Academic All-American; Two Named To District Team: Sprint freestyler Cahoy was honored on the GTE/CoSIDA Academic All-America first team for excellence both academically and athletically. Cahoy earned his eighth consecutive 4.0 grade-point average while majoring in chemistry. He is the fourth consecutive swimmer to be named to the GTE/CoSIDA Academic All-America Team. He is also the first swimmer to be named first team Academic All-America since Bernie Zeruhn earned those honors in 1996. Cahoy earned three honorable mention All-America honors at the NCAA Championships, swimming with the 400-yard medley relay and 400-yard and 800-yard freestyle relay teams. Cahoy is a five-time honorable mention All-American and a two-time Academic All-Big Ten recipient. Along with Cahoy, Zielinski was named to the District V Academic All-America Team. Additionally, nine Golden Gophers were named to the Academic All-Big Ten team.

golden gopher men's top 1997-98 individual times (SCY)

ryan ayres

50 free
22.26 9th vs. MN Challenge (2/7/98)
100 free
48.07 6th at Hawaii (12/19)
200 free
1:44.15 3rd vs. MN Challenge (2/7)
500 free
4:41.07 exb. vs. MN Invite (11/21-23)
200 IM
2:01.04 exb. vs. Northwestern (1/9)

ty bathurst

50 free
19.80*#^ HT vs. Big Tens (2/26)
100 free
44.91*^ 11th vs. Big Tens (2/28)
100 breast
55.03*^ HT vs. Big Tens (2/27)
200 IM
1:59.10 3rd vs. Gold Country Invite (1/10)
100 back
54.73 6th vs. MN Challenge (2/7)

bill bishop

50 free
22.83 12th vs. MN Challenge (2/7/98)
500 free
4:24.72^ 5th vs. Big Tens (2/26)
1000 free
9:21.53 1st vs. UNC (11/7-8)
1650 free
15:18.50^ 4th vs. Big Tens (2/28)
200 IM
1:56.06 6th at Triple Duals (1/30-31)
400 IM
3:50.99*^ 2nd vs. Big Ten (2/27)
100 back
54.48 5th vs. MN Challenge (2/7)
200 back
1:55.68 1st vs. Gold Country Invite (1/10)
200 fly
1:58.88 3rd vs. MN Challenge (2/7)

grant butler

50 free
21.18* 6th vs. MN Invite (11/21-23)
100 free
46.43* 7th vs. MN Invite (11/21-23)
200 free
1:43.98* 9th vs. MN Invite (11/21-23)
200 IM
2:06.93 12th vs. Gold Country Invite (1/10)

john cahoy

50 free
20.37*^ HT vs. Big Tens (2/26)
100 free
44.03*^ 2nd vs. Big Tens (2/28)
200 free
1:42.21 4th at Triple Duals (1/30-31)
100 fly
47.54*# 3rd vs. Big Tens (2/27)
200 fly
1:52.20* 9th vs. MN Invite (11/21-23)
200 IM
1:57.48 2nd vs. Gold Country Invite (1/10/98)
500 free
4:44.47 2nd vs. Gold Country Invite (1/10/98)
100 back
51.27* NA vs. Gopher Invitational (3/9)
200 back
1:53.54 2nd vs. MN Challenge (2/7)

cubby campbell

200 free
1:45.87 16th vs. MN Invite (11/21-23)
500 free
4:42.02* 9th vs. MN Invite (11/21-23)
1650 free
16:42.68 1st vs. MN Challenge (2/7)

bryan carlson

50 free
22.60 14th vs. Gold Country Invite (1/10)
100 free
45.69* HT vs. Big Tens (2/28)
200 free
1:39.28*^ HT vs. Big Tens (2/27)
500 free
4:30.72* HT vs. Big Tens (2/26)
100 fly
53.86* 4th vs. MN Challenge (2/7)

dan croaston

1-M (6 dives)
286.88^ 1st vs. Northwestern (1/9)
1-M (11 dives)
544.30*^ 1st vs. Gold Country Invite (1/10)
3-M (6 dives)
336.75^ 1st at Triangular Duals (1/23-24)
3-M (11 dives)
606.30*^ 1st vs. Gold Country Invite (1/10)
Platform
511.65 7th vs. Big Tens (2/28)

golden gopher men's top 1997-98 individual times (SCY)

ryan crosby

50 free			
20.62*	HT	vs. Big Tens (2/26)	
100 free			
48.85	3rd	vs. Gold Country Invite (1/10)	
500 free			
5:04.75	13th	vs. Gold Country Invite (1/10)	
100 back			
48.45**^	3rd	vs. Big Tens (2/27)	
200 back			
1:46.94**^	HT	vs. Big Tens (2/28)	
100 fly			
54.63*	16th	vs. MN Invite (11/21-23)	

adam frankow

50 free			
20.87*	HT	vs. Big Tens (2/26)	
100 back			
50.34*	HT	vs. Big Tens (2/27)	
200 back			
1:52.34	HT	vs. Big Tens (2/28)	
200 IM			
2:00.70	5th	vs. Gold Country Invite(1/10)	

oscar godoi

50 free			
22.04	8th	vs. MN Challenge (2/7)	
200 free			
1:46.80	4th	vs. MN Challenge (2/7)	
100 breast			
55.67*	HT	vs. Big Tens (2/27)	
200 breast			
2:02.55*	HT	vs. Big Tens (2/28)	

brian howard

1000 free			
9:41.52	exb.	vs. Northwestern (1/9)	
1650 free			
16:12.96	HT	vs. Big Tens (2/28)	
100 breast			
1:02.25	8th	at Triple Duals (1/30-31)	
200 breast			
2:04.64	HT	vs. Big Tens (2/28)	
200 IM			
1:53.98*	HT	vs. Big Tens (2/26)	
400 IM			
3:59.57	HT	vs. Big Tens (2/27)	
200 fly			
2:02.83	4th	vs. Gold Country Invite (1/10)	

erick hulseman

50 free			
21.66*	7th	vs. MN Challenge (2/7)	
100 back			
48.79**^	HT	vs. Big Tens (2/27)	
200 back			
1:48.73*	HT	vs. Big Tens (2/28)	

100 fly

51.71	11th	vs. MN Invite (11/21-23)
200 IM		
1:59.54	4th	vs. Gold Country Invite (1/10)

ben kusmak

200 free			
1:44.83	11th	vs. MN Invite (11/21-23)	
500 free			
4:42.78*	11th	vs. MN Invite (11/21-23)	
1650 free			
17:17.77	12th	vs. Gold Country Invite (1/10)	
200 fly			
1:59.58	13th	vs. MN Invite (11/21-23)	

martin lindemann

100 breast			
56.87	HT	vs. Big Tens (2/27)	
200 breast			
2:06.86*	HT	vs. Big Tens (2/28)	

luis lopez

100 breast			
47.25	8th	at Triangular Duals (1/23-24)	
50 free			
20.14**^	4th	vs. Big Tens (2/26)	
100 free			
44.39**^	HT	vs. Big Tens (2/28)	
200 free			
1:39.66*	1st	vs. Northwestern (1/9)	
100 fly			
52.28	3rd	vs. Gold Country Invite (1/10)	
200 fly			
1:56.80	2nd	vs. MN Challenge (2/7)	

alex massura

50 free			
21.75*	5th	at Iowa (11/1)	
100 free			
44.93**^	split	vs. UNC (11/7-8)	
200 free			
1:39.52*	1st	at Iowa (11/1)	
100 back			
47.42*#!@	2nd	vs. Big Tens (2/27)	
200 back			
1:43.57**#@!	2nd	vs. Big Tens (2/28)	
200 IM			
1:48.55**^	HT	vs. Big Tens (2/27)	
100 fly			
50.01*	7th	vs. MN Invite (11/21-23)	
100 breast			
1:03.23	7th	vs. Gold Country Invite (1/10)	

golden gopher men's top 1997-98 individual times (SCY)

jono mcleod

100 fly	52.46*	exb.	vs. UNC (11/7-8)
200 fly	1:46.30	NA	vs. Gopher Invite (3/8)
200 IM	1:49.01^	5th	vs. Big Tens (2/26)
400 IM	3:54.32^	HT	vs. Big Tens (2/27)
100 breast	59.18*	2nd	vs. MN Challenge (2/7)
200 breast	2:05.19*	1st	vs. MN Invite (11/21-23)
yoav meiri			
100 fly	50.94	4th	at Iowa (11/1)
200 fly	1:46.30*#^	NA	vs. Gopher Invite (3/8)
200 IM	1:46.12#*^	HT	at NCAAs (3/28)
400 IM	3:54.94^	HT	vs. Big Tens (2/27)
100 back	53.96	3rd	vs. Gold Country Invite (1/10)
100 breast	1:00.53	6th	vs. Gold Country Invite (1/10)
500 free	5:07.80	9th	vs. MN Challenge (2/7)

michael mesenbourg

50 free	21.96*	20th	vs. MN Invite (11/21-23)
100 free	51.58	16th	vs. MN Challenge (2/7)
100 fly	49.39*	10th	vs. Big Tens (2/27)
200 fly	1:47.67*^	HT	vs. Big Tens (2/28)
100 back	52.33*	10th	vs. MN Invite (11/21-23)
200 IM	2:03.45	7th	vs. Gold Country Invite (1/10)

jeff miller

500 free	4:33.21*	HT	vs. Big Tens (2/26)
1000 free	9:36.63	5th	at Triangular Duals (1/23-24)
1650 free	15:45.12*	16th	vs. Big Tens (2/28)
400 IM	4:00.28	HT	vs. Big Tens (2/27)
100 breast	1:02.82	6th	vs. MN Challenge (2/7)
200 back	2:00.42	5th	vs. MN Challenge (2/7)

matt ninneman

1-M (6 dives)	275.55	2nd	vs. Northwestern (1/9)
1-M (11 dives)	528.50	2nd	vs. Gold Country Invite (1/10)
3-M (6 dives)	273.98	2nd	vs. Northwestern (1/9)
3-M (11 dives)	497.35	2nd	vs. Gold Country Invite (1/10)

jeremy rients

50 free	20.11*^	T2nd	vs. Big Tens (2/26)
100 free	44.48^	4th	vs. Big Tens (2/28)
200 free	1:38.88^	9th	vs. Big Tens (2/27)
100 fly	51.79	12th	vs. MN Invite (11/21-23)

jeff rodriguez

100 breast	59.38	5th	at Triangular Duals (1/23-24)
200 breast	2:03.05	11th	vs. Big Tens (2/28)
200 IM	1:52.33*	HT	vs. Big Tens (2/26)
400 IM	3:57.44*	11th	vs. Big Tens (2/27)
1650 free	16:56.54	9th	vs. Gold Country Invite (1/10)
100 back	54.33	4th	vs. MN Challenge (2/7)
200 back	2:00.39	4th	vs. Gold Country Invite (1/10)

stelios sardelas

50 free	23.31	39th	vs. MN Invite (11/21-23)
100 breast	58.40	HT	vs. Big Tens (2/27)
200 breast	2:10.34	HT	vs. Big Tens (2/28)
100 fly	57.42	22nd	vs. Gold Country Invite (1/10)

brandon schindler

50 free	20.15*^	5th	vs. Big Tens (2/26)
100 free	44.72*^	HT	vs. Big Tens (2/28)
200 free	1:48.81	5th	vs. Gold Country Invite (1/10)
100 back	55.58	8th	vs. Gold Country Invite (1/10)
200 back	2:07.08	6th	vs. MN Challenge (2/7)

golden gopher men's top 1997-98 individual times (SCY)

nicolas seider

1-M (6 dives)	250.28	3rd	at Iowa (11/1)
1-M (11 dives)	389.90	5th	vs. MN Invite (11/21-23)
3-M (6 dives)	262.28	4th	at Iowa (11/1)
3-M (11 dives)	409.50	3rd	vs. MN Invite (11/21-23)
Platform	309.90	3rd	vs. MN Invite (11/21-23)

tim sheely

100 free	48.04	8th	vs. MN Challenge (2/7)
200 free	1:40.94*	HT	vs. Big Tens (2/27)
500 free	4:27.78*	12th	vs. Big Tens (2/26)
1000 free	9:21.73*	split	vs. Big Tens (2/28)
1650 free	15:34.20*^	8th	vs. Big Tens (2/28)
200 fly	1:57.39	1st	vs. Gold Country Invite (1/10)
200 IM	1:58.42	8th	vs. MN Challenge (2/7)
400 IM	4:11.78	3rd	vs. MN Challenge (2/7)

brian stroshane

100 free	48.69	9th	vs. MN Challenge (2/7)
200 free	1:42.45	7th	vs. MN Invite (11/21-23)
500 free	4:39.72	6th	vs. MN Invite (11/21-23)
1000 free	9:44.83	4th	at Hawaii (12/19)
1650 free	16:10.48	5th	vs. MN Invite (11/21-23)

gary taylor

500 free	4:42.20*	10th	vs. MN Invite (11/21-23)
1000 free	9:51.81	7th	vs. UNC (11/7-8)
1650 free	16:32.66	9th	vs. MN Invite (11/21-23)

200 fly	2:00.03*	4th	vs. MN Challenge (2/7)
400 IM	4:18.95	4th	vs. MN Challenge (2/7)

marc teichman

100 breast	59.01	6th	vs. MN Invite (11/21-23)
200 breast	2:09.19	7th	vs. MN Invite (11/21-23)
200 IM	1:54.79	7th	vs. MN Invite (11/21-23)
100 fly	53.08	6th	vs. Gold Country Invite (1/10)

jeremy witikko

100 free	45.85*	HT	vs. Big Tens (2/28)
200 free	1:39.90*	HT	vs. Big Tens (2/27)
500 free	4:33.05*	HT	vs. Big Tens (2/26)
1650 free	17:10.11	11th	vs. Gold Country Invite (1/10)
100 fly	56.53	17th	vs. Gold Country Invite (1/10)

chris wood

100 breast	57.16*\$	1st	vs. MN Challenge (2/7)
200 breast	2:03.90	1st	vs. UNC (11/7-8)
200 IM	1:59.07*	8th	vs. UNC (11/7-8)

martin zielinski

50 free	21.33*	4th	vs. MN Challenge (2/7)
100 free	2:00.77	6th	vs. Gold Country Invite (1/10)
100 back	48.66*^	HT	vs. Big Tens (2/27)
200 back	1:55.92	2nd	vs. Gold Country Invite (1/10)
100 fly	46.74!*^#	6th	at NCAAs (3/27)
200 fly	1:47.44^	2nd	vs. Big Tens (2/28)

KEY

* personal best	+ minnesota invite record	\$ unattached competitor
^ ncaa consideration	! minnesota school record	
# ncaa automatic	@ minnesota freshman record	

TENNIS

Overall Record: 14-13

Big Ten Record: 5-5

Big Ten Finish: 5th

**NCAA Region IV
Champions**

Head Coach

David Geatz

Assistant Coach

P.J. Priest

Minnesota Wins Region IV; Advances to NCAA Championships: The U of M defeated three teams among the nation's top 35 to win the NCAA Region IV Championships and earn an automatic bid to the NCAA Championships. Minnesota, the sixth-seeded team at the regional, first knocked off No. 3 seed Notre Dame, 24th in the nation, 4-3, on May 15. The Golden Gophers then beat No. 2-seeded Northwestern, 32nd in the nation, 4-2, on May 16 and No. 1-seeded Duke, 11th in the nation, 4-3, on May 17. The regional crown is Minnesota's second in the last three seasons. It also marked the U of M's second trip to the NCAA Championships in the last three seasons.

Chicoine Goes Undefeated At NCAA Regions: Junior TOM CHICOINE (Neenah, Wis.) won all three of his singles matches at the NCAA Region IV Championships, to improve his singles record to 26-17 overall. He has gone undefeated at the regionals the past two years and holds a 7-1 record at the NCAA Region IV Championships. Chicoine, ranked 84th in the nation, won his three matches in upset style. He defeated the nation's No. 13 player Ryan Sachire of Notre Dame 6-3, 7-6, before beating Northwestern's Alex Witt, ranked 33rd, 6-1, 6-3 and Duke's 25th-ranked player Doug Root 6-3, 6-4.

Golden Gophers Ousted by No. 2 Stanford in Round of 16: Minnesota dropped a 4-0 match to the Stanford Cardinal in the round of 16 at the NCAA Championships in Athens, Ga. Stanford, who was the top-ranked team in the nation most of the season, only dropped three team points during the 1997-98 season. The Cardinal won the doubles point initially and then took No. 2, No. 3, and No. 5 singles to win the match. It was Minnesota's fifth appearance in the NCAA Championships, and third under Head Coach David Geatz. All five appear-

ances have been in Athens, Ga.

Chicoine Fares Well At NCAA Singles: Chicoine received his first bid to the NCAA Singles Championships and did something no Golden Gopher has done since 1993. He advanced to the second round by defeating San Diego State's Alex Waske 6-3, 3-6, 7-6. Chicoine became the first Golden Gopher in five seasons to advance out of the first round of the singles championship. In 1993, All-American Rick Naumoff defeated UCLA's Jason Sher 6-3, 6-2 to advance. Naumoff was eliminated in the next round. Chicoine was eliminated in the second round after dropping a 6-0, 6-2 match to USC's George Bastl, ranked 28th in the nation. Chicoine was rated 84th in the country. He posted his third consecutive 20-win season, compiling a 27-18 record. Chicoine won six straight matches heading into the NCAA Championships, and eight of his last 10 matches to close out the year.

Minnesota Finishes Fifth At Big Tens: The sixth-seeded Golden Gophers took fifth place at the Big Ten Championships in Champaign, Ill., after defeating Wisconsin 4-2 on May 2. Minnesota lost its first match to third-seeded Purdue, 4-2, before defeating seventh-seeded Indiana 4-2. Chicoine won all three singles matches at the Big Ten Championships. He captured his first victory over Purdue's Jamie Gordon 6-1, 6-1. He then went on to defeat Indiana's Derek Pope 6-1, 6-1 the following day. The No. 1 singles player finished his sweep Sunday with a 6-4, 7-5 win over Mark Louhrin of Wisconsin. Freshman JON SVENSSON (Kristiansad, Sweden) recorded his 20th dual match victory after winning all three of his singles matches at Big Tens. Svensson defeated Purdue's Jason Marshall 6-2, 6-1 and Indiana's George McGill 6-4, 6-1. Svensson completed the sweep with a 7-6, 6-1 win over Wisconsin's David Chang.

Late Season Surge: Minnesota had a dismal year by Golden Gopher standards during the course of the regular season. After starting the season 3-1, including a 4-3 upset over then-24th-ranked Kansas, the U of M tumbled at the H.E.B. Classic in Corpus Christi, Texas. Minnesota came back from its spring trip sporting a 4-7 record and a five-match losing streak. The Golden Gophers qualified for the NCAA Region IV Championships after a fifth-place finish at the Big Ten Championships. Playing with its typical late-season surge, Minnesota won its last five matches and seven of its last eight heading into the NCAA Championships. Entering the NCAA Region IV Championships the

Golden Gophers had not won three straight matches all season. Minnesota did, however, key two upsets during the course of the regular season. In addition to the victory over Kansas, Minnesota defeated then-24th-ranked Northwestern 4-3. In the postseason Minnesota defeated No. 24 Notre Dame, No. 32 Northwestern and No. 11 Duke. Minnesota was 48th in the nation in the May 14 edition of the ITA rankings.

20-20 Vision: Three 20-match winners graced the Golden Gopher lineup. Chicoine, the U of M's No. 1 singles player, strung together his third straight 20-win season, going 27-18. He knocked off 24th-ranked Marc Silva of Northwestern and top-50 opponent Oliver Freelove of Illinois. At the NCAA Region IV Championships, Chicoine defeated No. 13 Ryan Sachire of Notre Dame, No. 33 Alex Witt of Northwestern and No. 25 Doug Root of Duke. He split his two matches at the NCAA Singles Championships. Svensson began the season at the No. 6 singles position, and played everywhere from No. 3 to No. 6 singles. Svensson put together a 27-11 overall record and 21-3 dual match record as a freshman. He is the only Minnesota player to have 20 dual match wins. Freshman JORGE DUENAS (Santo Domingo, Dominican Republic) had only won two of his last eight matches heading into the NCAA Region IV Championships. He went 2-1 at the regionals to break out of his slump and post his 20th and 21st win of the year. He finished the year with a 21-21 overall record.

Streakin': Svensson put together an unbelievable streak to start his first collegiate dual match season. He won 16 consecutive dual matches from January 16 to April 12. It is the fourth longest dual match win streak in school history, and the only freshman streak among the top five. His streak came to an end when he lost to Illinois' Jakub Tepy 4-6, 7-6, 6-2.

Parry Perfect: Freshman TYSON PARRY (Chatham, Ont.) was a late insert into the starting singles lineup at the NCAA Region IV Championships after junior MARTIN KRISTOFFERSEN (Porsgrunn, Norway) fell ill with the flu, but Parry came up huge. He won the deciding match in the upset over Notre Dame and again in the upset over Duke. To top it off, he also won his match against Northwestern, going 3-0 over the weekend. Parry helped Minnesota upset three teams this year by winning his deciding match. Besides the wins over Notre Dame and Duke, Parry won the clincher in the U of M's 4-3 upset over Kansas in January.

UNIVERSITY OF MINNESOTA 1997-98 MEN'S TENNIS RESULTS
14-13 overall; 5-5 Big Ten Conference

Date	Opponent	Score	Singles	Doubles	Record
1/16	NEW MEXICO	W, 5-2	4-2 (W)	2-1 (W)	1-0 (0-0)
1/17	NOTRE DAME	L, 4-3	4-2 (L)	3-0 (W)	1-1 (0-0)
1/18	OHIO STATE	W, 5-2	5-1 (W)	2-1 (L)	2-1 (1-0)
2/14	at Kansas	W, 4-3	3-3 (T)	2-1 (W)	3-1 (1-0)
2/21	at Iowa	L, 4-3	4-2 (L)	2-1 (W)	3-2 (1-1)
3/6-8	at H.E.B. Classic				
	vs. Baylor	W, 4-1	4-1 (W)	DNC	4-2 (1-1)
	vs. South Alabama	L, 4-0	3-0 (L)	1-0 (L)	4-3 (1-1)
	vs. Tulane	L, 4-2	4-2 (W)	DNC	4-4 (1-1)
	vs. UNLV	L, 4-1	3-1 (L)	1-0 (L)	4-5 (1-1)
3/23	South Alabama	L, 5-2	4-2 (L)	0-3 (L)	4-6 (1-1)
3/25	Tulane	L, 4-3	3-3 (T)	0-3 (L)	4-7 (1-1)
3/27	PENN STATE	W, 7-0	6-0 (W)	2-1 (W)	5-7 (2-1)
3/28	INDIANA STATE	W, 7-0	6-0 (W)	2-1 (W)	6-7 (2-1)
4/4	at Michigan State	L, 4-3	3-3 (T)	2-1 (L)	6-8 (2-2)
4/5	at Michigan	L, 4-3	3-3 (T)	2-1 (L)	6-9 (2-3)
4/11	at Northwestern	W, 4-3	4-2 (W)	2-1 (L)	7-9 (3-3)
4/12	at Wisconsin	L, 4-3	4-2 (L)	2-0 (W)	7-10 (3-4)
4/17	ILLINOIS	L, 5-2	4-2 (L)	3-0 (L)	7-11 (3-5)
4/18	PURDUE*	W, 4-3	4-2 (W)	2-1 (L)	8-11 (4-5)
4/26	INDIANA	W, 6-1	5-1 (W)	3-0 (W)	9-11 (5-5)
5/1	Purdue!	L, 4-2	4-2 (L)	1-2 (L)	9-12 (5-5)
5/2	Indiana!	W, 4-2	5-1 (W)	0-3 (L)	10-12 (5-5)
5/3	Wisconsin!	W, 4-2	3-3 (T)	2-1 (W)	11-12 (5-5)
5/15	Notre Dame^	W, 4-3	4-2 (W)	2-1 (L)	12-12 (5-5)
5/16	Northwestern^	W, 4-2	3-2 (W)	2-0 (W)	13-12 (5-5)
5/17	Duke^	W, 4-3	3-2 (L)	2-1 (W)	14-12 (5-5)
5/23	Stanford+	L, 4-0	2-0 (L)	3-0 (L)	14-13 (5-5)

* played at Rochester Athletic Club in Rochester, Minn.

! Big Ten Championships (Champaign, Ill.)

^ NCAA Region IV Championships (South Bend, Ind.)

+ NCAA Championships (Athens, Ga.)

UNIVERSITY OF MINNESOTA 1997-98 MEN'S TENNIS RESULTS

INDIVIDUAL STATISTICS

Singles	Overall	Dual	Tourn.	#1	#2	#3	#4	#5	#6
Tom Chicoine	27-18	13-12	13-5	14-13					
Adam Selkirk	12-23	8-15	4-9	1-0	6-14	1-1			
Martin Michalowski	19-20	7-14	12-6		3-1	4-13			
Jorge Duenas	21-21	9-14	12-7			2-2	2-7	5-5	
Tyson Parry	19-13	11-5	8-8				1-1	3-3	7-1
Jon Svensson	27-11	21-3	6-8			3-0	10-2	4-1	4-0
Martin Kristoffersen	18-10	12-3	6-7					5-1	7-2
Ed Marques	2-8		2-8						
Emuejevoke Okoh	0-2		0-2						
Team Totals	145-126	81-66	63-60	15-13	9-15	10-16	13-10	17-10	18-3
Doubles	Overall	Dual	Tourn.	#1	#2	#3	#4	#5	#6
Michalowski/Parry	13-11	2-8	11-3	2-8					
Chicoine/Duenas	8-11	3-5	5-6		3-5				
Chicoine/Michalowski	7-7	7-7	0-0	7-7					
Duenas/Svensson	2-0	2-0	0-0		1-0	1-0			
Duenas/Parry	3-8		3-8		3-8				
Kristoffersen/Selkirk	9-1	9-1	0-0			9-1			
Selkirk/Svensson	8-8	4-5	4-3			4-5			
Kristoffersen/Svensson		3-1	1-0		2-1	1-0			
Kristoffersen/Parry	0-2	0-2	0-0	0-1	0-1				
Marques/Dvorak	1-1		1-1						
Marques/Okoh	1-1		1-1						
Chicoine/Kristoffersen	0-1		0-1		0-1				
Selkirk/Parry	0-1		0-1		0-1				
Duenas/Kristoffersen	0-1		0-1		0-1				
Team Totals	55-54	31-39	24-15	9-16	7-17	15-6	0-0	0-0	0-0

WRESTLING

Overall Record: 19-2

Big Ten Record: 6-2

Big Ten Finish: 3rd

NCAA Finish: 2nd

Head Coach

J Robinson

Assistant Head Coach

Marty Morgan

Assistant Coaches

Mark Schwab

Joe Russell

Minnesota Turns In Best Ever Finish:

The 1998 NCAA Championships marked a weekend of firsts for the Golden Gopher wrestling team which crowned its first NCAA champion since 1991 in junior **TIM HARTUNG** (Durand, Wis.), finished second for the first time in school history and brought home a school-record six All-Americans. Minnesota finished with 102 points at the meet, held in Cleveland State's Convocation Center March 19-21, just behind Iowa, which won its fourth straight NCAA title with 115 points. The finish surpassed third-place showings in 1997, 1941 and 1937.

Hartung Becomes First NCAA

Champion Since 1991: With his 5-4 overtime victory over Edinboro's unbeaten Jason Robison in the 190-pound finals, junior Tim Hartung became Minnesota's first NCAA champion since Marty Morgan, who won the 177-pound crown in 1991. Hartung is the 10th NCAA champion in school history and the second during J ROBINSON'S career at Minnesota.

Minnesota Crowns Six All-Americans:

Minnesota brought home a school-record six All-America honors, surpassing the five the team earned last year. Junior **CHAD KRAFT** (150, Lakefield, Minn.) finished second after a 7-3 loss in the finals to Eric Siebert of Illinois. Heavyweight **SHELTON BENJAMIN** (Orangeburg, S.C.) finished third, avenging a quarterfinals loss to Lehigh's Bill Closson with a 5-3 decision for his second All-America distinction. Three-time All-American **JASON DAVIDS** (142, Forest Lake, Minn.) took fourth after a loss to Oregon State's Oscar Wood. Sophomore **BRANDON EGGUM** (177, Sidney, Mont.) earned his first career All-America honor, taking fifth with a 3-1 decision over Illinois' Jevon Herman. Senior **BRANDON PAULSON** (118, Coon

Rapids, Minn.) completed his comeback and his career with his first All-America honor, taking seventh with a 3-2 victory over Rider's John Carvalheira. Kraft and Davids became Minnesota's first three-time All-Americans since Billy Pierce (1993, 1995-96). Kraft also has a chance to become the school's first ever four-time All-American next year.

Minnesota Third at Big Tens; Hartung

Defends Big Ten Title: Minnesota took third at the 1998 Big Ten Championships, held March 7-8 in Penn State's Bryce Jordan Center. With 107 team points, the Golden Gophers trailed Iowa, which won its 25th consecutive Big Ten title with 120.5 points, and Penn State with 116.5. Tim Hartung won his second straight Big Ten title with a 3-1 sudden-death decision over Iowa's Lee Fullhart. He became the first Gopher since Morgan to win back-to-back conference titles.

Davids Sets School Record for Dual-Meet

Victories: Three-time All-American Jason Davids became the school record holder for dual-meet victories with a 19-2 record in dual action this season and 79-12-0 career mark. With his third consecutive 30-win season, Davids finished third on all-time school lists with a career mark of 131-27-0 and 38 pins.

Seniors Make Mark in Record Book:

Seniors **ZAC TAYLOR** (Sandpoint, Idaho) and **Brandon Paulson** also finished their careers in the top 20 for all-time wins. Taylor finished seventh with a career record of 117-34-0 and tied for 10th with 23 career pins. With his return to the team on Feb. 20 and a 5-2 record at NCAAs, Paulson moved into 17th with a career record of 87-34-0.

Denting the Record Book:

In just three seasons, Hartung and Kraft have also moved into the Gopher record books. Hartung is tied for 14th place with a career mark of 94-21-0. Kraft is now ranked 18th with a career mark of 86-19-0. Hartung stands in fourth with 35 career pins, including 19 this year.

Minnesota Claims National Duals Title:

Shelton Benjamin provided last-minute fireworks for the Gophers, pinning Iowa's Wes Hand in 2:16 to give Minnesota an 18-17 win over the Hawkeyes and its first title at the Cliff Keen/NWCA National Wrestling Duals Jan. 18 in Iowa City. Minnesota trailed 17-12 going into the final match and needed Benjamin's fall to win. Minnesota is the fourth team ever to win the National Duals, joining the elite company of Oklahoma State, Iowa and Penn

State. Minnesota also joined Penn State as the only two teams to defeat Iowa at 16-year-old Carver-Hawkeye Arena.

Minnesota Sets School Attendance

Record: The Golden Gophers set a school record when 11,284 fans turned out to watch Iowa defeat Minnesota 20-12 on Jan. 23. The attendance mark surpasses the old record set Feb. 3, 1980, when 9,225 fans watched Iowa State defeat the Golden Gophers 19-18 at Williams Arena. That crowd is the third largest in NCAA history to watch a wrestling meet.

Minnesota Fourth in National Polls:

The Gophers were fourth in the final *Amateur Wrestling News* rankings released March 18. It was the lowest ranking for the team, which started the year in third and moved to second Jan. 8. The team spent three weeks in second and two in third before slipping to fourth Feb. 12.

Hartung Leads Team Award Winners:

Junior Tim Hartung led Minnesota's list of winners at the year-end banquet, taking home Most Valuable Wrestler, Outstanding Wrestler and Most Falls awards and sharing the Upperclassman Academic Award with Brandon Eggum. Other winners included Owen Elzen, Freshman Academic; Shelton Benjamin, Chris Berglin Most Improved; Brandon Eggum and Bart Golyer, Most Dedicated; and Chad Kraft, Fraser Dean Most Courageous Wrestler.

Hartung, Kraft Return as Captains:

Hartung, Kraft and **JESSE KREBS** (Minot, N.D.) will serve as team captains next year. Hartung and Kraft served as captains of the 1997-98 squad along with Zac Taylor.

Waiting in the Wings: Minnesota should have no trouble picking up where it left off with the help of a group of redshirts rated the No. 1 recruiting class by *W.I.N.* magazine last fall. Waiting in the wings have been **JULIO ALANIZ** (Mankato, Minn.), **JOE CALAVITTA** (Yorba Linda, Calif.), **MIKE CUPERUS** (Worthington, Minn.), **OWEN ELZEN** (Eyota, Minn.), **CHAD ERIKSON** (Apple Valley, Minn.), **MATT KRAFT** (Lakefield, Minn.) and **LEROY VEGA** (Portage, Ind.).

Another No. 1 Group: The Gophers may have another top-ranked recruiting class with the addition of fall signees **GARRETT LOWNEY** (Appleton, Wis.), **LUKE BECKER** (Cambridge, Minn.), **JACOB CLARK** (South St. Paul, Minn.), **BROCK LESNAR** (Webster, S.D.), **JARED LAWRENCE** (Sandpoint, Idaho), and **MITCH MARR** (Wyoming, Minn.).

1997-98 golden gopher results

Date	Opponent	Result
11/15	Bison Open (at Fargo, N.D.)	No team scores/ Nine titles
11/21	at North Dakota State	W, 37-7
11/22	Omaha Open (Omaha, Neb.)	No team scores/ Three titles
11/28	Northern Open (Madison, Wis.)	No team scores/ Six titles
12/4	MANKATO STATE	W, 38-0
12/5	Truman State (Jackson, Minn.)	W, 57-0
	Augustana (Jackson, Minn.)	W, 53-0
12/14	San Francisco State (Fresno, Calif.)	W, 46-0
	at 24. Fresno State	W, 45-3
	at 19. Cal St. Bakersfield	W, 39-10
1/4	at 6. Iowa State	W, 20-15
1/4	Great Plains Open (Lincoln, Neb.)	6th/2 titles
1/9	9. NEBRASKA	W, 43-3
1/17-18	National Duals	All Day
	Missouri Valley College	W, 49-0
	No. 23 West Virginia	W, 33-3
	Michigan State	W, 31-7
	No. 3 Iowa	W, 18-17
1/23	3. IOWA (Williams Arena)	L, 12-20
1/31	at Wisconsin	W, 25-11
2/6	at 5. Penn State	L, 13-21
2/8	at Ohio State	W, 34-9
2/13	11. MICHIGAN STATE	W, 39-6
2/14	13. MICHIGAN	W, 27-10
2/20	at 24. Northwestern	W, 32-6
2/22	at 9. Purdue	W, 28-8
3/7-8	Big Ten Championships (University Park, Pa.)	Third/107 pts.
3/19-21	NCAA Championships (Cleveland, Ohio)	Second/102 pts. Six All-Americans

Home meets in Caps and Bold

G O L D E N G O P H E R W R E S T L I N G

1997-98 Minnesota Final Wrestling Records: 19-2 overall, 6-2 Big Ten

Wt.	Name	O'all	Total	Dual	Big Ten	Pins	Points	MD	TF	BTC	NCAA
118	Brett Lawrence	16-10	16-10	11-9	2-7	3-2	45/40	7-5	0-1		
	Leroy Vega	11-2	11-2	0-0	0-0	1-1	0/0	3-0	1-0		
	Julio Alaniz	6-4	6-4	0-0	0-0	0-0	0/0	1-0	0-0		
	Brandon Paulson	9-4	9-4	1-0	1-0	2-0	6/0	0-1	0-0	3-2 (7th)	5-2 (7th)
126	Bart Golyer	20-8	19-7	9-4	3-4	7-0	41/14	3-0	0-1	0-2 (DNP)	
	Pat Connors	17-4	9-4	5-3	1-2	4-0	22/9	1-0	0-0		
134	Chad Erikson	11-3	11-3	0-0	0-0	3-0	0/0	2-0	1-0		
	Ty Friederichs	11-7	11-7	0-0	0-0	1-0	0/0	5-1	0-0		
	Pat Connors		8-0	4-0	0-0	3-0	15/0	0-0	0-0		
	Bart Golyer		1-1	1-1	0-0	0-0	3/3	0-0	0-0		
	Josh Krebs	11-6	11-6	2-1	0-0	3-1	7/4	3-1	0-1		
	Troy Marr	30-11	16-9	8-4	6-4	3-1	25/10	1-1	2-0	2-2 (7th)	2-2 (DNP)
142	Jason Davids	36-5	36-5	19-2	8-2	17-1	89/6	3-0	6-0	3-1 (2nd)	4-2 (4th)
	Joe Calavitta	8-2	8-2	0-0	0-0	2-1	0/0	2-1	0-0		
	Troy Marr		14-1	0-0	0-0	2 -0	0/0	2-0	1-0		
150	Chad Kraft	26-3	25-3	17-1	8-1	2-0	67/3	5-0	5-0	3-1 (3rd)	4-1 (2nd)
	Brad Pike	15-5	15-5	0-2	0-1	3-0	0/7	1-0	1-1		
	Eddie Pak	5-6	5-6	0-0	0-0	0-0	0/0	0-1	0-0		
	Troy Marr		0-1	0-1	0-0	0-0	0/3	0-0	0-0		
158	Tim Kinsella	13-2	13-2	1-0	0-0	1-0	6/0	5-0	1-0		
	Jesse Krebs	6-5	6-5	0-1	0-0	3-0	0/4	0-0	0-1		
	Josh Holiday	31-5	31-5	16-2	8-1	4-0	61/6	7-0	0-0	4-1 (3rd)	2-2 (DNP)
	Chad Kraft		1-0	1-0	1-0	0-0	3/0	0-0	0-0		
167	Delaney Berger	18-2	16-1	2-0	0-0	3-0	11/0	3-0	2-0		
	Zac Taylor	30-10	30-10	15-4	6-4	7-0	62/12	7-0	4-0	2-3 (6th)	1-2 (DNP)
	Mike Cuperus	14-2	14-2	0-0	0-0	5-0	0/0	1-0	0-0		
	Matt Kraft	6-2	6-2	0-0	0-0	0-1	0/0	2-1	1-0		
177	Brandon Eggum	29-6	29-6	14-2	3-2	6-0	63/6	5-0	3-0	2-2 (4th)	5-2 (5th)
	Delaney Berger		3-1	3-1	3-1	0-0	11/3	2-0	0-0		
	Kenneth Howard	3-3	3-3	0-0	0-0	1-0	0/0	0-0	0-0		
190	Tim Hartung	36-1	36-1	20-1	9-1	19-0	100/3	9-0	2-0	3-0 (1st)	5-0 (1st)
	Owen Elzen	7-4	7-4	0-0	0-0	4-0	0/0	1-0	2-0		
HWT	Shelton Benjamin	36-6	36-6	16-3	9-1	12-1	72/12	2-0	3-0	2-1 (2nd)	6-1 (3rd)
	Brent Boeshans	13-4	13-4	2-0	0-0	1-0	8/0	5-1	0-0		

Season: Wrestler's record in all weight classes during the 97-98 season; **Total:** Wrestler's full-season record for 97-98 in the specified weight class; **Dual:** Dual match record at listed weight class; **Big Ten:** Dual Record vs. Big Ten Opponents; **Pins:** Total number of pins; **Points:** Total points scored in dual meets - Minnesota/Opponent; **MD:** Record in major decision matches; **TF:** Record in technical fall matches. **BTC:** Record and finish at Big Ten Championships. **NCAA:** Record and finish at NCAA Championships.

Team Stats: Weight-by-Weight Results

Weight	Overall Record	Overall Dual	Big Ten Dual	Pins
118	42-20	12-9	3-5	6
126	25-11	14-7	4-4	11
134	58-25	15-6	5-3	12
142	58-8	19-2	6-2	19
150	45-15	17-4	6-2	5
158	51-12	18-3	7-1	8
167	65-15	17-4	5-3	15
177	35-11	17-4	4-4	7
190	43-5	20-1	8-0	23
HWT	49-10	18-3	7-1	13
Total	475-133	167-45	55-26	119