



COUNTY DATA

PREGNANCY AND BIRTH STI PRENATAL CARE SEXUAL BEHAVIOR

Norman County

Pregnancy and Birth (8)

Pregnancy and Birth Rates, 2017					
Pregnancy Rates per 1,000			Birth Rates per 1,000		
	Norman Co.	MN		Norman Co.	MN
15-17 years	7.5	6.6	15-17 years	7.5	4.5
18-19 years	78.9	31.3	18-19 years	78.9	23.5
15-19 years	33.5	16.4	15-19 years	33.5	12.1

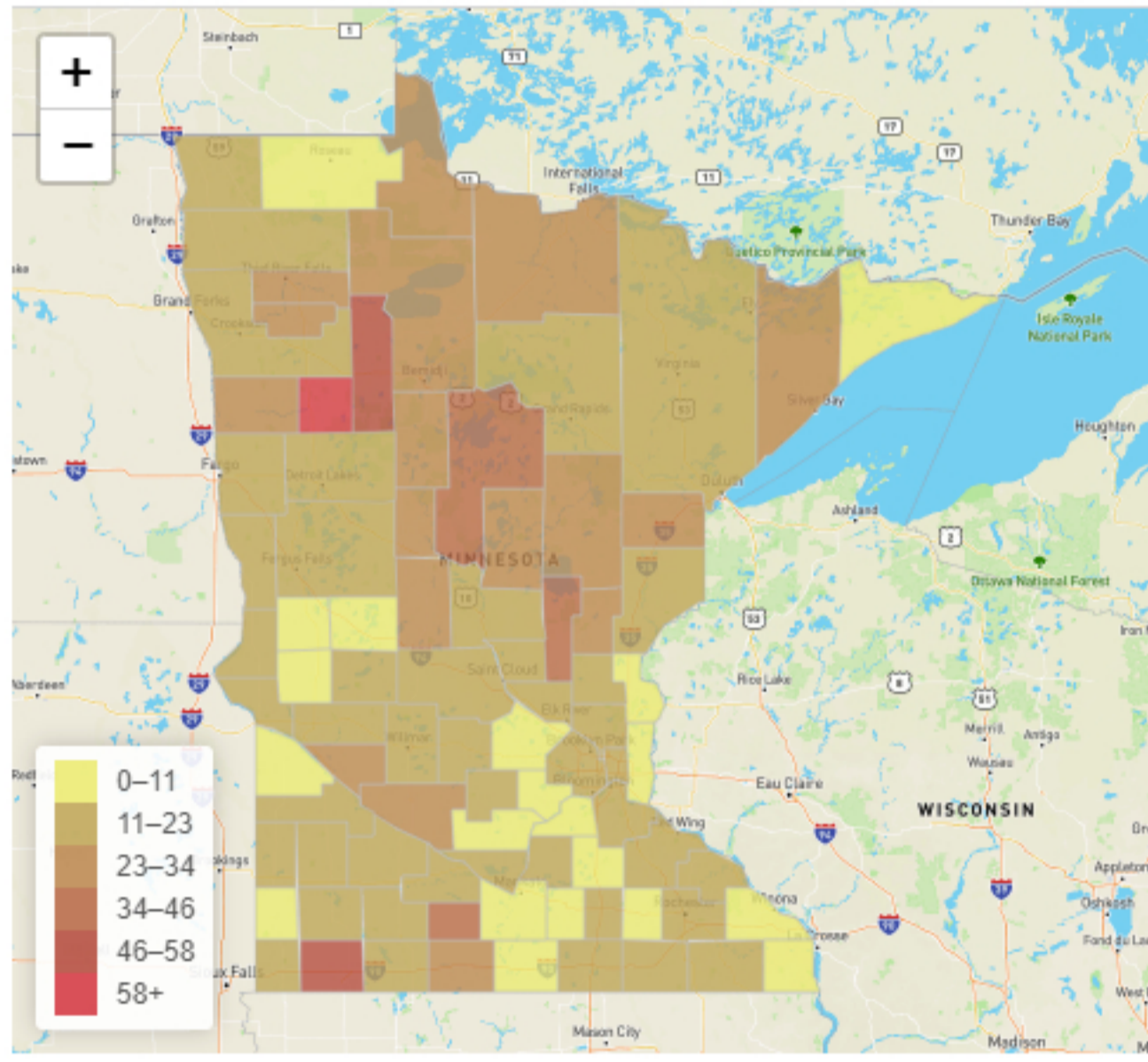
State Comparison: Since 1990, teen pregnancy and birth rates have decreased significantly in Minnesota.

Number of Pregnancies and Births, 2017		
	Norman Co.	MN
Number of Pregnancies 19 years and under	*	2,902
Number of Births 19 years and under	*	2,125

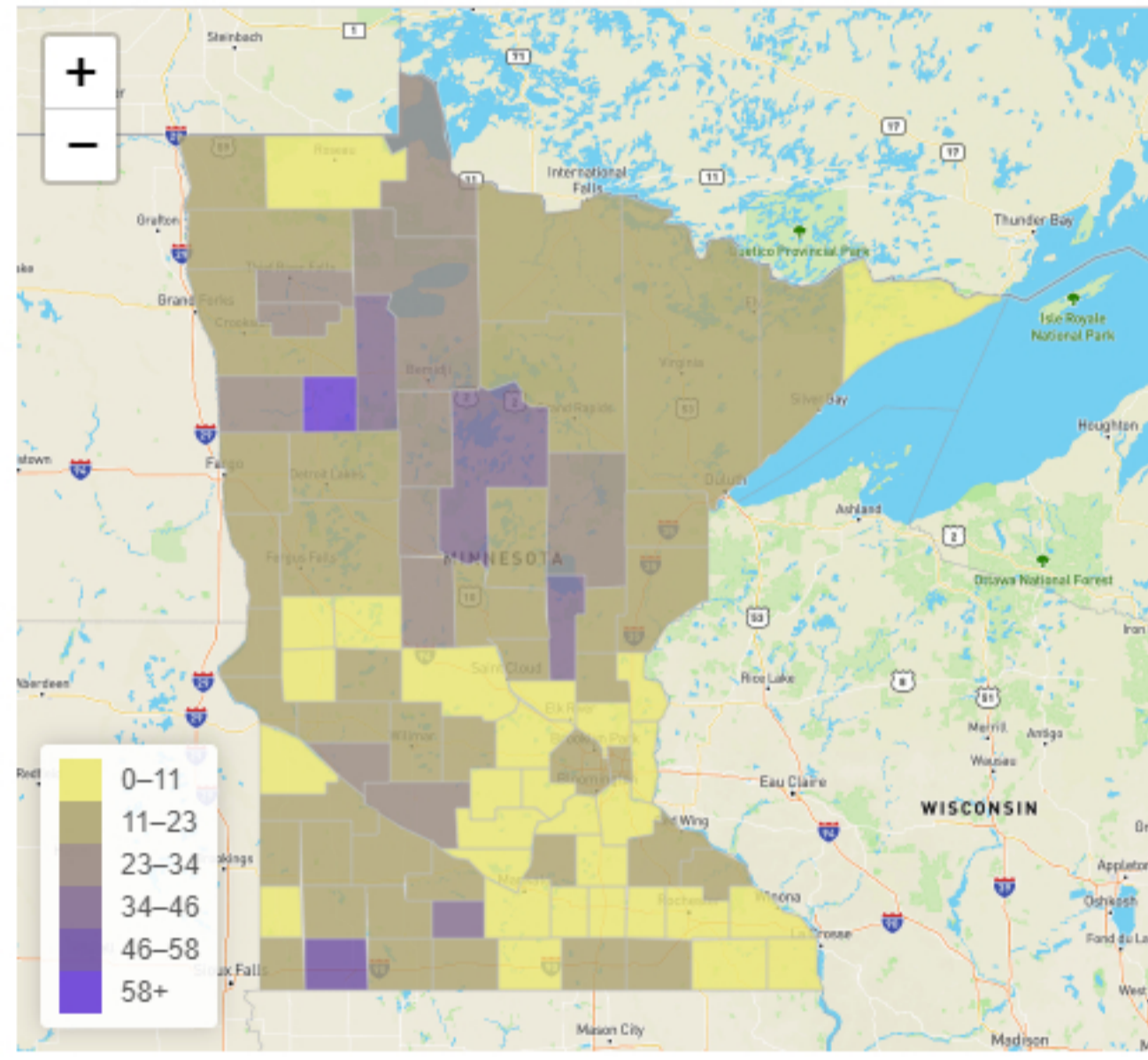
In 2017, 2,877 teens aged 15-19 and 25 teens under age 15 became pregnant in Minnesota. 2,113 teens aged 15-19 and 12 teens under age 15 gave birth in Minnesota.

Every day in 2017, approximately 8 adolescents became pregnant and 6 gave birth in Minnesota.

Pregnancy Rate per 1,000 by Minnesota County among Youth Aged 15-19



Birth Rate per 1,000 by Minnesota County among Youth Aged 15-19



National Comparison: From 1991 to 2017, the birth rate among adolescents age 15-19 in the United States dropped 70%, reaching a record low of 18.8 births per 1,000 (2). The decline in the adolescent birth rate over the past two decades is due to a combination of improved contraceptive use and delayed initiation of sexual activity (3). More recent declines have mainly been driven by increased use of highly effective contraceptive methods (IUDs and implants) and dual methods (4,5).

Sexually Transmitted Infections (STIs) (10)

STI rates, 2018 (aged 15-19 per 100,000 population)		
	Norman Co.	MN
Chlamydia rate	450	1,624
Gonorrhea rate	0	339

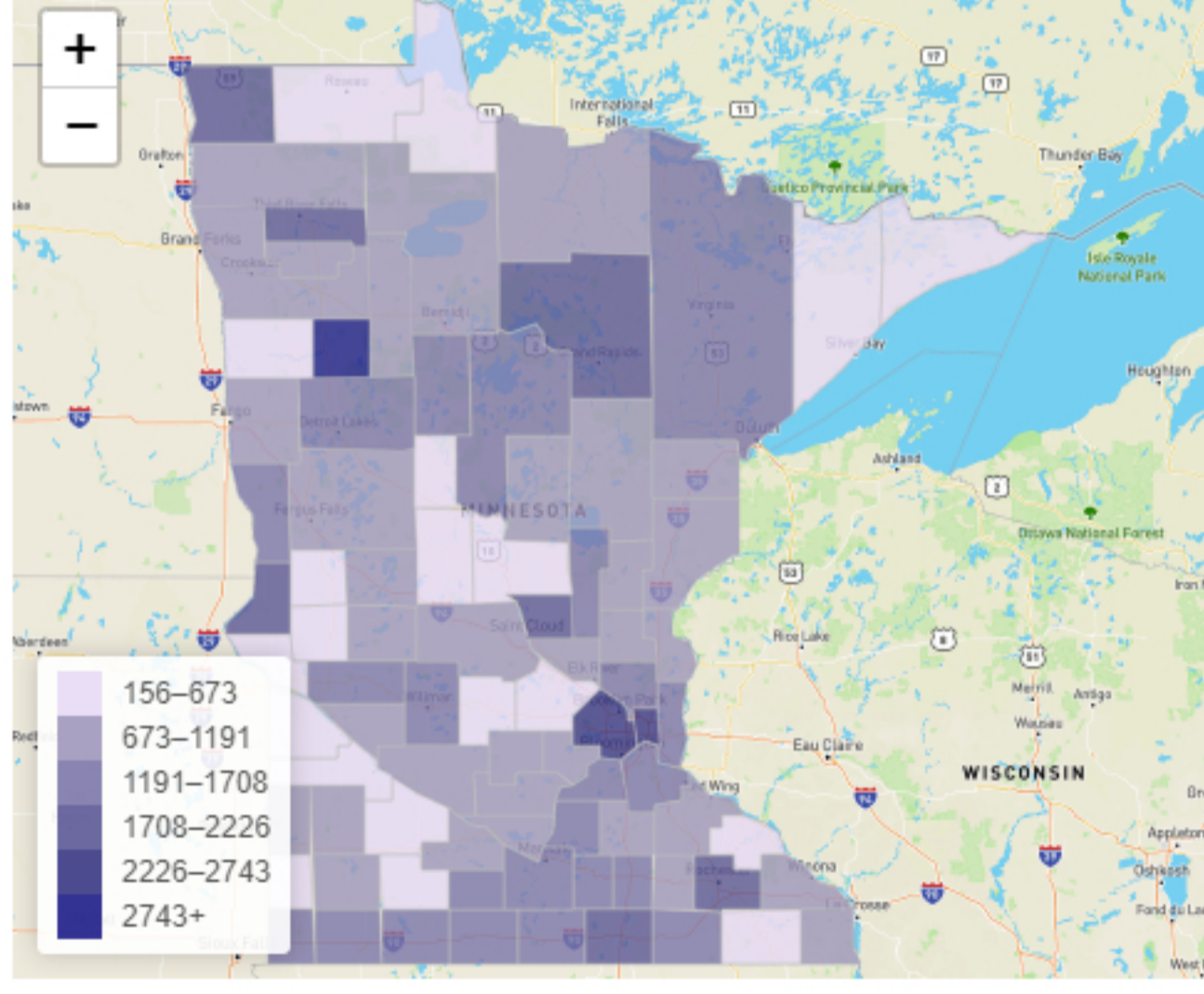
State Comparison: Although they account for only 7% of the population in Minnesota, adolescents aged 15-19 accounted for 25% of the chlamydia and 17% of the gonorrhea cases in Minnesota in 2018 (9,11).

Adolescents Who Talked with Partner(s) About Protecting Themselves from STIs/HIV, 2016		
Norman Co.		
	Males	Females
Never		
9th grade	50%	50%
11th grade	29%	20%
At least once per partner		
9th grade	50%	33%
11th grade	57%	60%

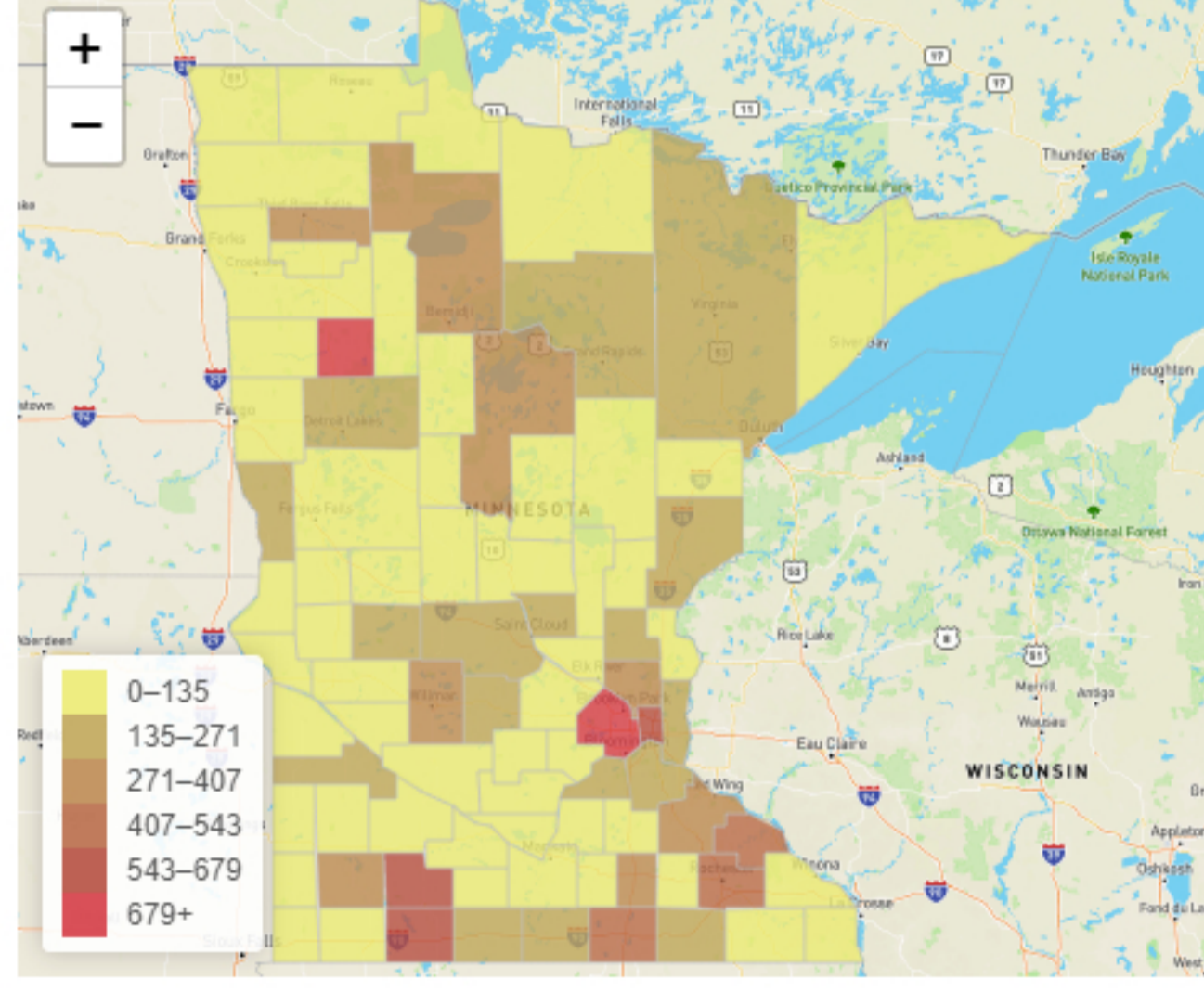
Adolescents experience a disproportionately high rate of sexually transmitted infections. This is likely to be due to a combination of biological, behavioral, and cultural factors, including young women's increased anatomical vulnerability to infection, barriers to health services and peer and media influences (12).

Chlamydia and gonorrhea are at an all-time high among Minnesota youth

Chlamydia Rate per 100,000 by Minnesota County (Aged 15-19)



Gonorrhea Rate per 100,000 by Minnesota County (Aged 15-19)

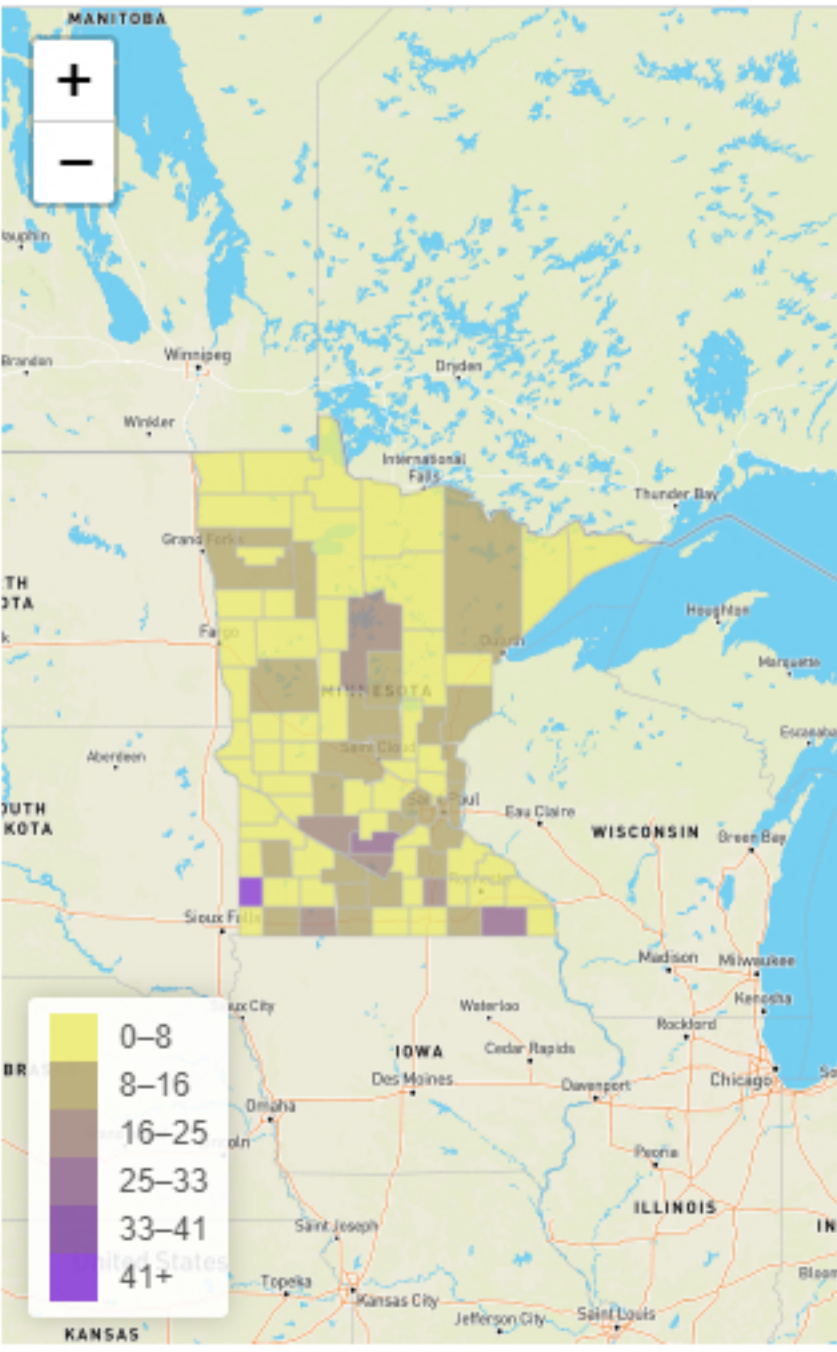


Prenatal Care and Low Birth Weight

Access to prenatal care and support from family members may be the most important factor for improving the birth outcomes for adolescent mothers (23).

Percentage Low Birth Weight Among Babies Born to Mothers Aged 15-19

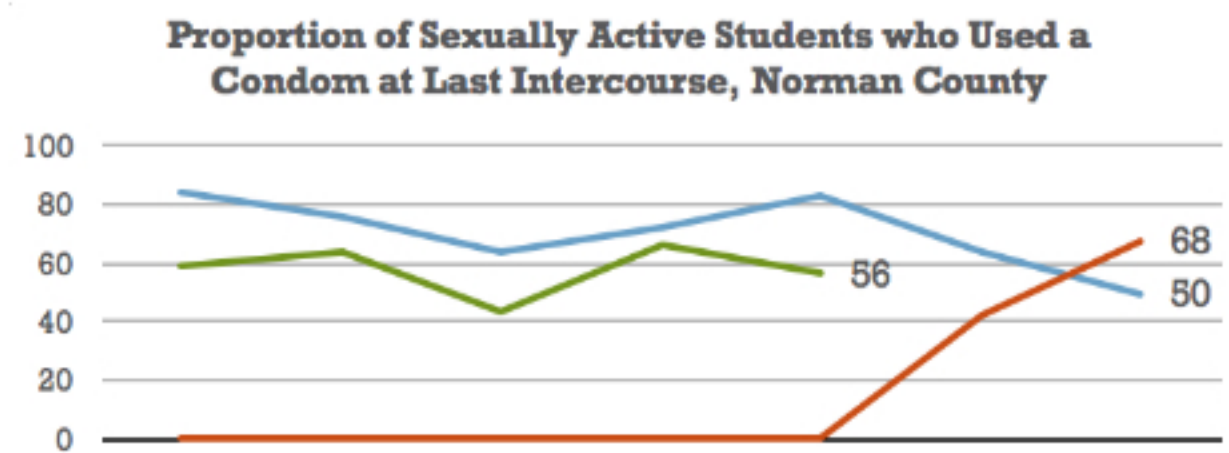
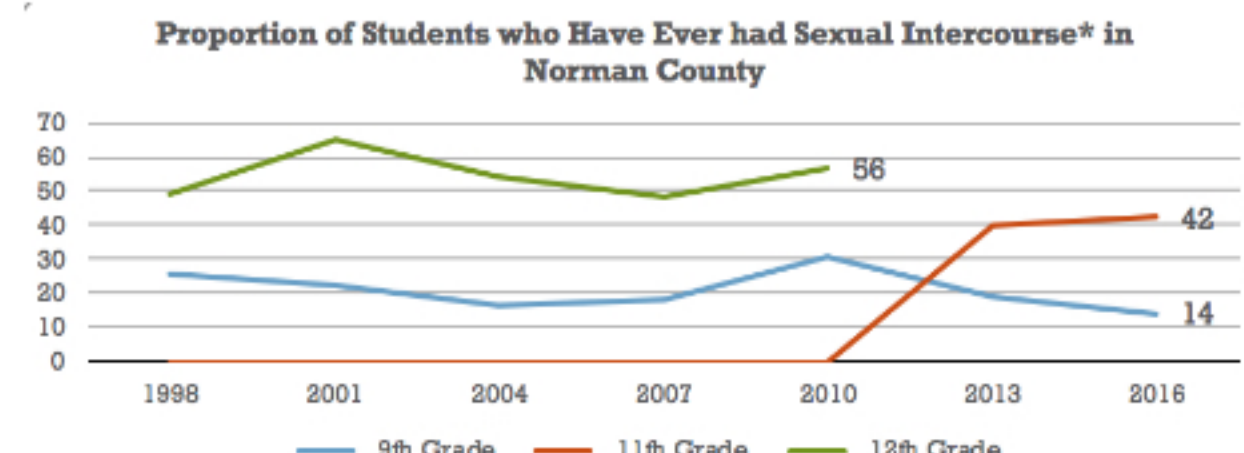
Infants born at a low birth weight are more likely than infants born at a normal weight to die within the first year of life. There are many factors associated with giving birth to a low birth weight infant, such as maternal age, health, nutrition, access to prenatal care, education level and contact with alcohol, cigarette smoke and lead (24).



	% No Prenatal Care or Care only in 3rd Trimester		% Low Birth Weight	
	Norman Co.	MN	Norman Co.	MN
Under 15 years	0.00	16.67	0.00	0
15-19 years	20.00	4.04	2.33	6.65
20-29 years	0.00	2.74	6.25	6.58
30-39 years	0.00	3.91	0.00	10.56
40+ years				

Sexual Behavior

The 2016 Minnesota Student Survey was administered to public school students in grades 5, 8, 9 and 11. Sexual health questions are only asked in grades 9 and 11. Approximately 71% of 9th graders and 61% of 11th graders participated in the 2016 Minnesota Student Survey (20).



*Variations in wording for this question may affect year-to-year comparisons.