

GOLDEN GOPHER FOOTBALL

University of Minnesota Men's Athletics, Media Relations Office
 Phone: 612.625.4090 Fax: 612.625.0359 October 4, 1999
 www.gophersports.com



No. 25 Minnesota (4-0, 1-0) vs. No. 20 Wisconsin (3-2, 1-1)

Saturday, Oct. 9, 1999 • Hubert H. Humphrey Metrodome (64,121)
 Kickoff: 11:10 a.m. (Central) • Minneapolis, Minn.

The Series: Minnesota leads 57-43-8.

The Series at Minnesota: Minnesota leads 35-18-2.

Last Meeting: No. 8 Wisconsin defeated Minnesota, 26-7, on Nov. 7, 1998, in Madison, Wis.

Last Week: Wisconsin rallied from a 17-0 deficit to defeat No. 12 Ohio State, 42-17 in Columbus, Ohio. Minnesota topped Northwestern, 33-14, in Evanston, Ill.

TV: ESPN2 or ESPN Regional. Steve Levy, play-by-play; Todd Christensen, color; Holly Rowe, sideline reporter.

Radio: WCCO-AM (also www.gophersports.com) Ray Christensen, play-by-play; Dave Mona & Darrell Thompson, color analysts.

HOFFMAN NAMED DEFENSIVE PLAYER OF WEEK

Junior linebacker Sean Hoffman has been named the Big Ten Defensive Player of the Week after recording 12 tackles, including a school-record six tackles for loss, in the 33-14 victory over Northwestern. Hoffman also caused a fumble and recorded his first sack of the year and the eighth of his career, putting him 12th on the all-time list at Minnesota. He is currently second on the team in both total tackles with 30 and unassisted tackles with 21. He is one of the anchors of Minnesota's stingy defense which is ranked first in the nation in scoring defense (7.0) and pass defense efficiency (63.8), and third in the nation in total defense (210.8).

Fact Box

SACK ATTACK

Under the direction of defensive coordinator David Gibbs, Minnesota's attacking style of defense has been successful in putting pressure on the opposing quarterback the past three seasons. After setting a single-season school record with 41 sacks in 1997, Minnesota's 38 sacks in 1998 ranks second on the all-time U of M records list. Minnesota has 21 sacks on the season to lead the conference with 5.3 sacks per game. To put that into perspective, Minnesota had just eight sacks for the entire 1996 season — the year before Glen Mason's arrival — and only 12 sacks in 1995.

MINNESOTA SCHEDULE/RESULTS

Sept. 4	OHIO (MSC)	33-7 W
Sept. 11	UL MONROE (MSC)	35-0 W
Sept. 18	ILLINOIS ST. (MSC, TD)	55-7 W
Oct. 2	at Northwestern (MSC, TD)	33-14 W
Oct. 9	WISCONSIN (ESPN2/Reg.)	11:10 a.m.
Oct. 16	at Illinois (ESPN2)	11:10 a.m.
Oct. 23	OHIO STATE	TBA
Oct. 30	PURDUE*	11:10 a.m.
Nov. 6	at Penn State	11:10 a.m.
Nov. 13	INDIANA	TBA
Nov. 20	at Iowa	TBA

All times are Central * Homecoming

Head Coach: Glen Mason (Ohio State '72)

Career (Seasons): 71-79-1 (14th season)

Minnesota (Seasons): 12-15 (3rd season)

Mason vs. Wisconsin: 0-2 (0-1 at Minnesota)

WISCONSIN SCHEDULE/RESULTS

Sept. 4	MURRAY ST. (ESPN Plus)	49-10 W
Sept. 11	BALL ST. (ESPN Regional)	50-10 W
Sept. 18	at Cincinnati (Fox Sports)	17-12 L
Sept. 25	MICHIGAN (ABC)	21-16 L
Oct. 2	at Ohio State (ABC)	42-17 W
Oct. 9	at Minnesota (ESPN2/Reg.)	11:10 a.m.
Oct. 16	INDIANA (ESPN)	11:10 a.m.
Oct. 23	MICHIGAN STATE	TBA
Oct. 30	at Northwestern	TBA
Nov. 6	at Purdue	TBA
Nov. 13	IOWA	TBA

Head Coach: Barry Alvarez (Nebraska '69)

Career (Seasons): 63-44-4 (10th season)

Wisconsin (Seasons): Same

Alvarez vs. Minnesota: 6-3 (3-1 at Minn.)

DID U KNOW?

The 4-0 start by Minnesota is its best start since 1987 when the U of M jumped out to a 5-0 start. John Gutekunst's team lost their next game 18-17 to Indiana when Chip Lohmiller missed a 44-yard field goal with 1:32 remaining. The game was played Friday, Oct. 16, at the Metrodome. It was moved to Friday night to accommodate the first game of the 1987 World Series between the Minnesota Twins and the St. Louis Cardinals.

NOTES & OTHER STUFF

FORWARD PROGRESS

It's no secret that the Golden Gophers are a team on the rise in the Big Ten under Head Coach Glen Mason. Listed below are the Golden Gophers' final Big Ten rankings in the key offensive and defensive statistical categories for each of the past three seasons:

	FINAL BIG TEN RANKINGS		
	Before Mason	Under Mason	
	1996	1997	1998
Rushing Offense	11th	9th	7th &
Passing Offense	1st	10th	7th
Total Offense	9th	10th	8th @
Scoring Offense	9th	9th	8th @
Rushing Defense	11th	5th	4th #
Passing Defense	11th	9th	8th \$
Total Defense	11th	5th *	6th
Scoring Defense	10th	9th	6th %
Average Ranking	9.1	8.3	6.8 +
Big Ten Finish	9th	9th	7th &

Final 1998 Sagarin National Computer Rankings: 43rd*

* Best since 1985 # Best since 1986 + Best since 1987 % Best since 1988
& Best since 1990 \$ Best since 1994 @ Best since 1995

Paul Bunyan's Axe: At 108 games and counting, the Minnesota-Wisconsin series ranks as the longest in Division I-A football; and "Paul Bunyan's Axe" has the history of one of college football's fiercest rivalries emblazoned on its six-foot long handle. The first game in the series, a 63-0 Golden Gopher victory in 1890, is printed on the handle near the axe's head. The results of every game line up and down the handle. Beginning in 1930, the Golden Gophers and Badgers actually played for the "Slab of Bacon" traveling trophy. It had a football carved on top inscribed with an "M" or "W" depending on how you held it. The "Slab of Bacon" was lost in the early '40s, so in 1948 the Wisconsin W Club instituted "Paul Bunyan's Axe" as a trophy more befitting the grand rivalry between the two schools. The two border rivals have played for the "Axe" ever since. For more information, please refer to page 223 of the Golden Gopher media guide.

Big Ten Home Openers: Minnesota is 63-36-4 overall in Big Ten home openers heading into Saturday's game vs. Wisconsin. The most recent U of M win in a Big Ten home opener was a 39-38 win over Purdue on Oct. 7, 1995. Minnesota is 8-8-1 in Big Ten home openers since moving to the Metrodome in 1982.

Golden Gophers Climb Into the AP Top 25: The Golden Gophers go into the Wisconsin game ranked in the top 25 with the final spot in the AP poll. It is the first time Minnesota has been ranked in the top 25 since 1985 when Minnesota was 5-1 and ranked 20th going into the game vs. No. 9 Ohio State at the Metrodome. The Golden Gophers dropped that game, 23-19, to the Buckeyes when they were stopped on fourth and inches at the Ohio State 12-yard line with 52 seconds remaining. Ironically, the offensive coordinator for the Buckeyes in that game was Golden Gopher Head Coach Glen Mason. In addition, Wisconsin Assistant Head Coach John Palermo, was the Minnesota defensive line coach at the time, under then head coach Lou Holtz.

Mason At A Glance



- ✓ Has led Minnesota to a 4-0 record, its best start since 1987 when they opened the season 5-0
- ✓ Led a young Minnesota team to a 5-6 finish in 1998, the program's best since going 6-5 in 1990
- ✓ Directed one of the most monumental turnarounds in college football in nine seasons at Kansas
- ✓ 1992 & 1995 Football Writers Bear Bryant National Coach of the Year Award finalist
- ✓ 1992 & 1995 Kodak Region IV Coach of the Year
- ✓ 1991 & 1995 Big Eight Conference Coach of the Year
- ✓ 1986 Mid-American Conference Coach of the Year after turning around the Kent program
- ✓ Linebacker on Ohio State's 1970 Big Ten champs who were also named national champions by the National Football Foundation
- ✓ 184-134-4 overall record in his 28th season as a head/assistant coach

NOTES & OTHER STUFF (CONTINUED)

Minnesota & the National Rankings: The last time Minnesota defeated a nationally-ranked opponent was Sept. 21, 1996, when the Golden Gophers upset 23rd-ranked Syracuse, 35-33, at the Metrodome. In that game, Tyrone Carter returned two fumbles for touchdowns in the game to set an NCAA single-game record in front of a national television audience on ESPN2.

Wisconsin Natives: There are 13 Wisconsin natives on the University of Minnesota roster, including three starters on Minnesota's nationally-ranked defense. Defensive tackle Dyron Russ is from Milwaukee, defensive end Jon Michals is from Oak Creek (Milwaukee area) and linebacker Ben Mezera is from Waupaca (Green Bay area).

Family Feud: The Minnesota/Wisconsin battle will put additional pressure on the McIntosh family of Hartland, Wis. The Badgers' offensive line is anchored by Outland Trophy candidate Chris McIntosh (6-7, 310), a starter for the Badgers at left tackle. His brother, Matt, is a 6-8, 275-pound freshman offensive lineman for the Golden Gophers. Although an inch taller than his older brother, he gives up 35 pounds right now on the scales. Matt has yet to play in a game this season and may use this as a redshirt year. The pressure on the parents for which school to cheer for will be tough, but nothing compared to the pressure of the family's weekly grocery bill.

Border Battle: The Minnesota/Wisconsin Border Battle is sponsored this year by Hormel Foods and there will be a number of activities surrounding the big game. Before the real battle for Paul Bunyan's Axe begins, there will be plenty of pregame activities including a lumberjack challenge with log rolling, power sawing and axe throwing. At halftime, two lucky fans will try to win a trip to the Rose Bowl by attempting to make a 35-yard field goal.

Quick Start: En route to its 4-0 start this season, Minnesota has outscored its opponents by a whopping 156-28 margin. The Golden Gophers will be looking for a 5-0 start for the first time since 1987.

You Don't Say: The 28 points allowed by the Golden Gophers' in 1999 is the lowest point total in the first four games of a season since Minnesota allowed 27 points in the first four games of 1975. That 1975 team was coached by Cal Stoll and had two shutouts in the first four games (38-0 over Western Michigan and 21-0 over Ohio U), but had lost the season opener 20-14 at Indiana. They finished the season with a 6-5 record. Stoll's teams finished better than .500, in four of his seven seasons as the head coach.

Tough "D": Minnesota's defense has allowed just 7.0 points per game this season to rank first in the nation in scoring defense. The Golden Gophers are also ranked first in the nation in pass defense efficiency (63.8), and first in the Big Ten and third in the country in total defense (210.8).

The Streak: Following the 55-7 win over Illinois State, Minnesota has now won six straight non-conference games over the past two seasons. That marks the program's best non-conference winning streak since the U of M reeled off 15 straight non-league victories from 1944-49.

Red Hot In The "Red Zone": The Golden Gophers have scored 13 touchdowns in 18 trips into the "Red Zone" (the 20-yard line on in) this season, or an outstanding 72 percent of the time.

Well Ain't That Special: Outstanding special teams play has become a trademark of the Golden Gopher program under Coach Glen Mason. Special teams play contributed directly to four touchdowns and a safety for Minnesota in 1998, and the Golden Gophers have already blocked three punts in 1999 that have produced two safeties and a touchdown.

Check This Out

www.gophersports.com
Voted "Best Website in the State" in 1997 by the Minnesota Magazine Publishers Association, **www.gopher sports.com** is the ultimate source for the most up-to-date information on the Golden Gophers. The site contains news releases, statistics, rosters, schedules, coach and player profiles, links to the Big Ten and NCAA web sites and much, more more. In conjunction with Channel 4000, the live WCCO-AM broadcast of every Golden Gopher game this season is once again available on the site.

Golden Gopher Hotline

The Golden Gopher Hotline features daily interviews with coaches and student-athletes. It is changed by noon (Central) each day. The Hotline is available to the media 24 hours a day by calling (612) 625-7887. Do not release the phone number to the public. This week's schedule is as follows:

Monday, Oct. 4

Defensive Coordinator David Gibbs

Tuesday, Oct. 5

Mason's weekly news conference

Wednesday, Oct. 6

All-American Tyrone Carter

Thursday, Oct. 7

Quarterback Billy Cockerham

Friday, Oct. 8

Linebacker Ben Mezera

Saturday-Sunday, Oct. 9-10

Mason's postgame Wis. news conf.

Fax On Demand

The University of Minnesota Fax on Demand "cell" numbers are listed below. Call the Big Ten Conference Communications Office at (847) 696-1010 for more information.

2210# Weekly release

2211# Team/individual statistics

2212# Rosters/schedule

2213# Stats from most recent game

NOTES & OTHER STUFF (CONTINUED)

These Guys Are Special: Sophomore free safety Delvin Jones and junior cornerback Trevis Graham, both starters, are also big play special teams performers for the Golden Gophers. In the win over UL Monroe, Graham blasted through to block an Indians' punt early in the second quarter. Redshirt freshman running back Tellis Redmon took it out of midair and ran 15 yards for a touchdown and a 21-0 Golden Gopher lead. Graham also blocked a punt at then top-ranked Ohio State in 1998 that sailed out of the end zone for a safety. He also recovered a fumble in the end zone for a touchdown after a botched Michigan punt last season. Jones blocked an Ohio punt in the 1999 season opener that flew out of the end zone for a safety and a 16-7 Golden Gopher lead early in the second quarter. It also marked Jones' second career blocked punt (1998 vs. Memphis, which Graham scooped up and returned for a touchdown). Jones also recovered a fumble midway through the fourth quarter after a botched Ohio punt attempt that led to a Golden Gopher touchdown three plays later and the final points in the 33-7 win. In the Northwestern game, redshirt freshman Mike Lehan blocked a punt that was kicked out of the end zone for a safety. He also picked off a Northwestern pass and returned it 45 yards to help seal the victory.

Pickoff Party: The Golden Gophers picked off a season-high three Northwestern passes in the 33-14 victory and had some big interception returns as well. In addition to Lehan's 45-yard interception return, Jimmy Wyrick had a huge interception on Northwestern's first drive at the Minnesota 30-yard line. He stepped in front of an out pattern and returned it 54 yards to the Wildcat 16-yard line. That set up Billy Cockerham's 2-yard bootleg touchdown and the first score of the game. Jack Brewer added an interception with no return. In all, Minnesota had 99 yards in interception return yards.

Billy Ball: Senior quarterback Billy Cockerham had his second consecutive career-best day for the Golden Gophers in the win over Northwestern. Cockerham who had set career marks in passing (18-22/218 2 TDs) and rushing (17/156 2 TDs) in the 55-7 win over Illinois State, set a new career passing mark with 222 yards (17-38) through the air with one TD vs. Northwestern. Cockerham is a dangerous threat on the ground or in the air. He is averaging 60 yards per game rushing with five TDs and 172 yards per game through the air with four TDs. That ranks him fifth in the Big Ten in passing, and fourth in the league and 31st in the nation in total offense (232.5 per game).

Sack Attack — Part Two: Junior defensive end Karon Riley, a transfer from SMU, and junior linebacker Ben Mezera key the Golden Gophers' sack attack. Riley leads the Big Ten with 2.0 sacks per game. Riley's eight sacks this season ties him for second on the all-time school single-season list. He tied the single-game school record with three sacks vs. UL Monroe. Junior linebacker Ben Mezera has moved into second-place on the all-time school records list with 14 career sacks after tying Riley's single-game mark with three sacks vs. Northwestern. He now has six on the season. The two players rank one and two in the Big Ten in sacks. Junior defensive tackle John Schlecht is tied with teammate Tyrone Carter, Anthony Bryant (1988-91), Gary Hadd (1984-87) and Mike Sunvold (1987-90) for seventh all-time with nine career sacks.

Honors Candidates: All-American Tyrone Carter, one of 12 candidates on the Bronko Nagurski Award (best overall defensive player) "Watch List", is also a prime candidate for the Jim Thorpe Award (best defensive back) in 1999. In addition, senior wide receiver Luke Levenson is on the Fred Biletnikoff Award (best receiver) "Watch List", junior center Ben Hamilton is on the Outland Trophy (best interior lineman) "Watch List" and senior running back Thomas Hamner is a Doak Walker Award (best running back) nominee.

They Keep On Going and Going...: Four Golden Gopher seniors have demonstrated remarkable durability and consistency during their careers. Tyrone Carter, Thomas Hamner, Luke Levenson and punter/holder Ryan Rindels have never missed a game, appearing in 38 straight contests for the U of M heading into the Wisconsin game.

more...

Check This Out

Big Ten Championships

Minnesota is ranked third overall with 18 Big Ten football team titles. Michigan leads the way with 39 league crowns, followed by Ohio State with 27 and then the Golden Gophers. A complete listing of Big Ten titles by school follows:

- | | |
|--------------------|----|
| 1. Michigan | 39 |
| 2. Ohio State | 28 |
| 3. MINNESOTA | 18 |
| 4. Illinois | 14 |
| 5. Wisconsin | 10 |
| 6. Iowa | 9 |
| 7. Purdue | 7 |
| Northwestern | |
| Chicago | |
| 10. Michigan State | 6 |
| 11. Indiana | 2 |
| 12. Penn State | 1 |

AND THE WINNER IS:

The University of Minnesota football program has charted a 574-397-44 (.587) overall record heading into Saturday's game vs. Wisconsin.

6 National Titles	18 Big Ten Titles
1934	1900
1935	1903
1936	1904
1940	1906
1941	1909
1960	1910
	1911
	1915
	1927
	1933
	1934
	1935
	1937
	1938
	1940
	1941
	1960
	1967

NOTES & OTHER STUFF (CONTINUED)

A Full-Time Guy: Senior Derek Rackley is doing it all both on and off the field in 1999. In addition to working full-time in sales at General Mills, the Apple Valley, Minn., native is a three-year letterwinner at long snapper for the Golden Gophers. A former quarterback, the backup tight end caught his first career pass in the win over Illinois State. The 44-yard reception in the first quarter set up Thomas Hamner's two-yard TD run on the very next play which gave the Golden Gophers a 14-0 lead.

The Turnover Battle: It's no secret that the ability to take care of the football will be one of the keys to success for the Golden Gophers in 1999. Minnesota forced a season-high six turnovers and had just two of its own in Saturday's win over Northwestern. As a result, the Golden Gophers are now second in the Big Ten and tied for ninth in the nation with a +5 turnover margin.

Coming At You In Waves: The Golden Gophers' receiving corps is a deep and talented group. Led by 18 receptions for 198 yards from senior Luke Levenson, and 15 receptions for 115 yards from sophomore Ron Johnson, a total of 11 different players (nine wide receivers) have caught passes for the Golden Gophers this season. Five players have more than 100 yards receiving and four different players have scored receiving touchdowns. In addition, seven players are averaging more than 10 yards per catch and the team is averaging 13.2 yards per reception.

Pretty Good Company: Tyrone Carter is attempting to become the first repeat All-America choice in school history since Bobby Bell (1961 & 1962). A member of the College Football Hall of Fame, Bell also charted a storybook professional career with the Kansas City Chiefs.

Reaching For The Top: With 42 tackles thru four games, Tyrone Carter now has 426 stops during his career to rank sixth on the all-time Division I-A career list among defensive backs. Tulane's Mike Staid (1991-94) is the all-time leader with 481 career tackles. Former Purdue defensive back Rod Woodson is the Big Ten leader and third nationally with 445 tackles in his career. His career average for tackles is 11.2 per game.

That's A Record: Tyrone Carter is already the all-time school record holder with 332 career solo tackles. He surpassed Peter Najarian's (1982-85) previous school record of 237 career solo stops against Ohio State last season.

This Guy's Something Else: One of the country's most exciting players, All-American Tyrone Carter has now reached double digits in tackles in 21 of the past 24 games for the Golden Gophers. He had 13 tackles in the win over Northwestern, with 11 of them solo.

He Does It All: Tyrone Carter does it all for the Golden Gophers. In addition to being the leader of the Golden Gopher defense, he has been a record-breaking kickoff returner throughout his career, is equally dangerous in his first season returning punts, and for good measure, is also a member of the team's kick coverage unit as well.

Closing In On Another Record: Tyrone Carter has added two more school records to his ever-growing list of accomplishments at Minnesota, and another mark is right around the corner. He had 110 yards in punt returns in the win over UL Monroe to break the previous single-game school record of 108 yards set by Bob Thompson vs. Purdue in 1950. The ever-dangerous Carter was close to breaking it all the way on a couple of occasions. With seven punt returns against both UL Monroe and Illinois State, he also tied the single-game school record (Rodney Heath vs. Kansas State and Pacific in 1994; teammate Luke Levenson vs. Michigan State in 1998). Carter, who has two kickoff returns for an average of 11.5 thus far in 1999, is ranked 15th in the nation with an average of 14.2 yards per punt return. With 270 yards in punt returns this season, he needs just 36 more to break the single-season school record of 305 yards set by Rick Upchurch in 1973.

"Touchdown Tyrone": Nicknamed "Touchdown Tyrone" after scoring 23 TDs during his final prep season at Ely High School in Pompano Beach, Fla., Tyrone Carter made his first collegiate start a memorable one in a two-point win over the Donovan McNabb-led Syracuse Orangemen in 1996. Carter returned two fumbles for touchdowns in the game to set an NCAA single-game record in front of a national television audience on ESPN2. With a kickoff return and a fumble return for touchdowns in 1998, the multi-talented strong safety who terrorizes opposing offenses, has now scored four TDs during his collegiate career.

THIS IS IMPORTANT

The weekly Big Ten coaches teleconference call will take place every Tuesday throughout the season beginning at 11 a.m. Central. Each Big Ten coach will be available for 10 minutes to preview their upcoming game. Coach Mason is scheduled from 12:40 to 12:50 p.m. Media should call (212) 346-7440 to participate. All times are Central.

*11 a.m. - John Cooper, Ohio State
11:10 a.m. - Lloyd Carr, Michigan
11:20 a.m. - Cam Cameron, Indiana
11:30 a.m. - Nick Saban, Michigan State
11:40 a.m. - Kirk Ferentz, Iowa
11:50 a.m. - Barry Alvarez, Wisconsin
Noon - Ron Turner, Illinois
12:10 p.m. - Joe Tiller, Purdue
12:20 p.m. - Joe Paterno, Penn State
12:30 p.m. - Randy Walker Northwestern
12:40 p.m. - Glen Mason, Minnesota
12:50 p.m. - Players of the Week (if avail.)*

The entire teleconference will also be available via play-back for 24 hours by calling 1-800-633-8284. The Big Ten access number is: 12912529. Please do not release these numbers to the public.

NOTES & OTHER STUFF (CONTINUED)

Don't Tell Me There's More!: Tyrone Carter has already racked up an amazing 426 total tackles during his career to rank second on the all-time Minnesota career list. Peter Najarian's all-time school mark of 482 tackles, once thought to be unreachable, is definitely within Carter's grasp. Carter, who had a career-high 23 tackles at Iowa in the 1997 season finale, had 158 total tackles in 1998 which ranks second on the all-time U of M list behind Bill Light's single-season school record 172 tackles set in 1970. With 127 solo tackles in 1998, he also topped his own single-season record of 116 solo stops set in 1997. Carter's eight sacks last season ranks second on the all-time school single-season list behind Lamanzer Williams, who set the school record with 18.5 sacks in 1997 en route to earning All-America honors. Carter had a sack vs. Ohio in the season opener. His nine career sacks also puts him into a tie for seventh-place on the all-time career list.

Center of Attention: Junior center Ben Hamilton, who did not play in the Illinois State game after undergoing arthroscopic knee surgery, jumped back into the lineup against Northwestern. He has started 26 of the past 27 games over the past three seasons for the Golden Gophers. One of 16 players named to the Outland Trophy (best interior lineman in college football) "Watch List", he was dominant in the season-opening win over Ohio University with an incredible nine pancake blocks. In addition to not having a penalty called against him as a sophomore in 1998, he also allowed only one sack and had 43 knockdown blocks to his credit. The son of former Minnesota Vikings' offensive lineman Wes Hamilton, he has earned honorable mention All-Big Ten honors in each of the past two seasons. It's no secret that Hamilton is already one of the best centers in the nation and is a candidate for a batch of post-season honors in 1999.

The "O" Line: The offensive line has done a solid job in 1999. With Ben Hamilton on the sidelines for the Illinois State game with a knee injury, sophomore Akeem Akinwale stepped into the starting lineup for the first time in his career and played well. Senior right tackle Josh Rawlings, sophomore right guard Ryan Roth, senior left guard Pat Hau, junior left tackle Adam Haayer, senior tight end Alex Hass and sophomore tight end Zach Vevea, have joined Hamilton and Akinwale to help the offense put up some good numbers thru four games.

Big Crowd: With 56,000 tickets sold before the Northwestern game, a near-sellout is expected Saturday for the Border Battle. Two of the top four crowds in the history of the Metrodome have been for Minnesota/Wisconsin games. The 28-21 win over 15th-ranked Wisconsin in 1993 in front of a crowd of 64,798, is the second largest crowd in history (10/24/93). That loss cost the Badgers a piece of the national title as they finished with a 9-1-1 record. The fourth-largest crowd in Metrodome history was the Minnesota/Wisconsin game on Nov. 9, 1985, when 64,571 came through the turnstiles to watch the Lou Holtz-led Gophers defeat Wisconsin 28-17.

Big Improvement: Called the "most improved player on the team" by Coach Glen Mason, punter Ryan Rindels has been impressive for the Golden Gophers in 1999. He has punted 24 times thru four games and is averaging 41.0 yards per punt. His kicks have had excellent hang time, and 12 of his 24 boots have landed and been downed inside the opponents' 20-yard line.

Bright Future: On his very first collegiate attempt, true freshman placekicker Dan Nystrom tied the school freshman record (Paul Rogind vs. Ohio State in 1976) with a 49-yard field goal in the season opener vs. Ohio. Nystrom, who is four-seven on field goals thru four games, has also converted a perfect 20-of-20 extra point attempts this season.

The Workhorse: Thomas Hamner's first quarter, seven-yard TD run in the win over Northwestern was the 17th of his career and it moved him into 10th on the all-time school records list for rushing TDs. Hamner tallied 118 yards on 25 carries and added a 64-yard touchdown reception when Northwestern had cut the Minnesota lead to 17-14. The 118-yard effort was the 10th 100-plus yard game of his career and ranks him second all-time behind Darrell Thompson's 23 (1986-89). Hamner was honored as a Big Ten Co-Offensive Player of the Week (along with Wisconsin's Nick Davis) for his efforts in the 35-0 win over UL Monroe. Hamner, who received the honor for the first time in his career, registered career-highs in rushing with 174 yards and three TDs in the victory over the Indians. The Doak Walker Award nominee also matched his career-high with 33 carries in the game for the Golden Gophers. He carried the ball on all 11 plays of the Golden Gophers' 63-yard scoring drive in the fourth quarter. "T Ham", who has led the Golden

THIS IS IMPORTANT, 2

"LUNCH WITH MASON"

The University of Minnesota Goal Line Club is once again presenting "Lunch with Mason" at the Thunderbird Hotel & Convention Center in Bloomington. The remaining four luncheons will be held before each of the four Golden Gopher home Big Ten football games.

Coach Glen Mason takes a look back at the previous week's game and then looks ahead to the next opponent. He is joined each week by one of his assistant coaches and two players who are interviewed by a celebrity emcee.

Registration and a social hour at 11:30 a.m. kicks things off, followed by lunch at noon and the program at 12:30 p.m.

The next luncheon is scheduled for Friday, Oct. 8. The cost is \$13 per luncheon. Those who plan to attend need to make reservations by calling the U of M Marketing Office at (612) 625-4879 the Wednesday prior to each luncheon. For more information, call Mark Williams at (651) 483-3621.

G O L D E N G O P H E R F O O T B A L L

NOTES & OTHER STUFF (CONTINUED)

Gophers in rushing in each of the past three seasons (883 yards in 1996, 663 yards in 1997, 838 yards in 1998), is ranked fourth on the all-time U of M rushing list with 2,784 career yards on the ground. Hamner, a second-team All-Big Ten pick last season, is ranked second on the all-time school list with 661 career rushing attempts and eighth with 3,147 career all-purpose yards.

What A Rush!: Minnesota ranked fourth in the Big Ten and 13th in the nation by allowing just 103.7 yards per game on the ground during the 1998 season. That's the lowest since 1962 when the Golden Gophers set the single-season school record by allowing opponents just 52.2 yards per game on the ground. Minnesota thru four games is ranked fourth in the Big Ten and 25th in the nation allowing an average of 105.8 yards per game.

What A Rush! — Part Two: Minnesota has made dramatic improvements in its rushing defense the last three seasons. In 1997 the Golden Gophers ranked fifth in the Big Ten and 43rd in the nation in rushing defense by allowing 133.9 yards per game on the ground. In contrast, Minnesota ranked 11th in the Big Ten and 104th in the nation in 1996 — the year before Glen Mason's arrival at Minnesota — by allowing a whopping 246.5 yards rushing per game.

Luke(ing) Good: A 1999 *Football News* preseason first-team All-Big Ten selection, Luke Levenson certainly established himself as one of the finest receivers in the Big Ten during the 1998 season. He had 10 receptions for a career-high 137 yards and a TD vs. Michigan State on Oct. 24. An honorable mention All-Big Ten choice by the coaches in 1998, he had a career-high 12 receptions at then No. 1 Ohio State on Oct. 17. That effort fell just one grab shy of the single-game school record. Aaron Osterman caught 13 passes at Michigan on Nov. 12, 1994. Levenson finished the 1998 season tied for third in the league in TD receptions (9). He was also fourth in both receptions per game (5.5) and receiving yards per game (77.6). In addition, he ranked eighth in the Big Ten with 102.5 all-purpose yards per game last fall. Levenson leads Minnesota this year with 18 receptions for an average of 4.5 per game which is sixth in the Big Ten.

A Closer Look: Luke Levenson's 60 receptions in 1998 put him into a tie for third with Omar Douglas (1993) on the school's single-season records list. Tutu Atwell leads the way with 62 receptions in 1996. Levenson was also fifth on the single-season school charts with 854 receiving yards. Ryan Thelwell holds the record with 1,051 yards in 1996. Heading into the Wisconsin game, Levenson, who had a season-high seven receptions for 68 yards in the win Northwestern, is sixth all-time with 109 career receptions and with 1,494 career receiving yards. He is also tied for sixth with 10 career TD receptions.

All-Purpose Guy: A multi-talented athlete, Luke Levenson returned a punt 68 yards for a TD against Michigan State last season. The flashy return was honored as the Compaq College Plays of the Week "Best Kick Return". Coupled with his 10 receptions for a career-high 137 yards and one TD through the air, he earned Big Ten Offensive Player of the Week honors as he racked up 243 all-purpose yards in the win over the Spartans. That effort ranks No. 9 on the school's all-time single-game chart. Tutu Atwell is the single-game school record holder with 349 yards vs. Iowa State in 1997. Levenson displayed his versatility again vs. Northwestern when he scored his first career rushing TD on a 16-yard reverse in only his fourth career rushing attempt.

Like Father, Like Son: Sophomore wide receiver Ron Johnson is second behind Levenson for the team lead with 11 receptions on the season with 15 for 115 yards and a TD. Johnson, who had a career-high nine receptions for 100 yards at Wisconsin last fall, set freshman single-season school records with 38 receptions and four receiving TDs in 1998. The previous records of 24 receptions and three TD receptions were set by Ryan Thelwell in 1994. With 395 receiving yards, Johnson narrowly missed Thelwell's freshman record of 406 receiving yards. He is the son of Ron Johnson Sr., who earned two Super Bowl rings (1978 and 1979) as a cornerback for the NFL's Pittsburgh Steelers.

Fargo Flash: Junior linebacker Sean Hoffman of Fargo, N.D., who ranked third on the team in 1998 with 76 tackles, is ranked second on the team this season behind Tyrone Carter (42) with 30 tackles. He was named the Big Ten Defensive Player of the Week on Oct. 4, when he had 12 tackles, including a school-record six tackles for loss, against Northwestern. He also caused a fumble and had a sack. Hoffman had a career-high 13 tackles vs. Michigan last season. That included a sack and a forced fumble against the Wolverines. He had a sack, a pass breakup and his fourth career interception that set up a TD in the 49-7 win over Iowa in the 1998 season finale. That was his team-leading third "pick" of the season. He turned in another fine game at Wisconsin last season with 10 tackles, which included two tackles for loss and a sack, to go along with his third career interception. Hoffman recorded his second career interception in the win over Memphis on Sept. 19. He collected his first career interception in the 1997 season opener at Hawaii. Hoffman was also third on the team in 1997 with 101 total tackles en route to earning *The Sporting News* Freshman All-America first-team honors. A tough, hard-nosed player, he was also tied for the team lead with three fumble recoveries in 1997.

Diamond In The Rough: Junior defensive tackle John Schlecht has proven to be a real find for the Golden Gophers. With nine career sacks just four games into his second season at the U of M, Schlecht is already tied for seventh with four other players on the all-time school records list. He is currently ranked second on the team and ninth in the Big Ten with 2.0 tackles for loss per game in 1999. He is also third on the team with 0.75 sacks per game this season. The transfer from Division II St. Cloud (Minn.) State, where

G O L D E N G O P H E R F O O T B A L L

NOTES & OTHER STUFF (CONTINUED)

he was named the team's Freshman of the Year in 1996, walked-on to the U of M in 1997. A native of White Bear Lake, Minn., he not only earned a scholarship with his outstanding play, but he started every game of the 1998 season and had 46 tackles. He finished 1998 ranked second on the team both in tackles for loss and sacks with 11 and six, respectively. Schlecht racked up a career-high eight tackles at Wisconsin last November.

Middlebrooks Shines: Sophomore Willie Middlebrooks, who missed the Northwestern game with a strained hamstring, is a future star at cornerback for the Golden Gophers. Midway through the second quarter vs. UL Monroe, he intercepted a pass and returned it 26 yards for a touchdown to give the Golden Gophers a 28-0 lead. It was his third career interception. In last season's win at Houston, he had six tackles, forced a fumble, broke up a pass and then put the game on ice with an acrobatic interception with 32 seconds remaining. Matched up against then No. 1 Ohio State's outstanding receiving corps a year ago, he had seven solo tackles and a pass breakup, to go along with his second career interception. Ranked sixth on the team with 51 tackles in 1998, he also tied for the second on the team with two interceptions and was fourth with five pass breakups. He leads the team in 1999 with four pass breakups.

Tailgating: The home of the official Golden Gopher tailgate lot is located along Washington Ave. So., just two blocks north of the 'Dome. The lot opens four hours before kickoff and the fee is \$7 per parking space. For more info., call (612) 624-7061.

The Plaza: Catch Maroon & Gold fever each Gopher football Saturday at the Metrodome Plaza, located on the west side of the Metrodome. The Plaza opens three hours before kickoff featuring great food and interactive games. The U of M Marching band performs one hour before kickoff.

Rally's at Sally's: Sally's Saloon & Eatery is once again teaming up with the Golden Gophers to host "Gopher Rally's at Sally's" on the Friday night before each of the final five Golden Gopher home games this season. The next one is scheduled for Friday, Oct. 8 at 9 p.m. Live music, prizes and Golden Gopher highlight films help start the college football weekend in style. Sally's is located in Stadium Village, on the U of M's East Bank, at 712 Washington Ave. SE.

Weekly Coach Mason Media Luncheons: A weekly news conference/luncheon with Coach Glen Mason will be held at 11:30 a.m. on Tuesdays throughout the season in the Gibson-Nagurski Complex players lounge. Selected Golden Gopher players will also be available for interviews. Media attending the Oct. 5 luncheon will also have the opportunity to interview Wisconsin Assistant Head Coach John Palermo via the Big Ten teleconference call at 11:50 a.m.

Coach/Player Interviews: Coach Mason's media luncheon at 11:30 a.m. each Tuesday in the Gibson-Nagurski Complex Players' Lounge will provide the best opportunity each week for player and assistant coach interviews. In addition, player interviews can be conducted Monday and Wednesday either before the prepractice position meetings or after the conclusion of practice following a brief cooling-off period. There will be no player/coach interviews after Wednesday of game week until the conclusion of Saturday's game. Requests for interviews, either in person or via the phone, should be made by calling Marc Ryan or Susan Filkins in the Media Relations Office. Interviews must not conflict with classes, meetings, training room treatments or other team obligations. The team locker room and training room are off limits to the media at all times.

Mason On The Airwaves: The Glen Mason Show is televised on Midwest Sports Channel every Monday at 7 p.m. Coach Mason will also be the featured guest on the KARE 11 "Gopher Sports Extra" each Saturday at 11:05 p.m. during the football season. He will be on WCCO Radio's "Sports Huddle with Sid and Dave" each Sunday during the season starting at 9:30 a.m. During the week, he will have one minute interviews that will air on WCCO Radio at 8:40 a.m. on Tuesdays, Fridays and Saturdays, and at 5:40 p.m. on Thursdays. In addition, Coach Mason will have his usual pregame and postgame shows on WCCO Radio.

Practice Information: All practices are closed to the general public, but Monday - Thursday practice sessions are open to the media. Photographers can shoot the first 20 minutes of practice each day. Friday's practice will be closed each week. Media members who plan to attend practice on a particular day should call Marc Ryan in the Media Relations Office.

Postgame Interviews: The Minnesota locker room will be closed to the media after games. Following a 10-minute cooling-off period, and then his WCCO postgame radio show, Coach Mason will be available for media interviews in the designated interview room area. Following that, selected Golden Gopher players will be available for media interviews in the interview room. Media should notify a member of the U of M Media Relations staff no later than midway through the fourth quarter which player(s) they would like to interview following the game.

Media Credentials: Requests for working media credentials for Golden Gopher home games must be made in advance on letterhead to Marc Ryan. The Media Relations Office fax number is (612) 625-0359. There are two telephone lines available in the back row of the football press box for media use on a first-come, first-served basis. Media who wish to have their own phone line installed should contact US West directly at (612) 399-7961. Ask for Randy Johnson.

G O L D E N G O P H E R F O O T B A L L

Individual Stats (Avg.)	Big Ten (Top 10)	NCAA (Top 50)
Rushing, Hamner (100.0)	3rd	28th
Passing Eff., Cockerham (122.4)	9th	---
Passing Yards, Cockerham (172.0)	5th	---
Total Offense, Cockerham (232.5)	4th	31st
Scoring, Hamner (10.5)	3rd	10th (t)
Scoring, Nystrom (8.0)	9th	46th (t)
Receptions, Levenson (4.5)	6th	---
Punting, Rindels (41.0)	9th	50th
Punt Returns, Carter (14.2)	6th	15th
Field Goals, Nystrom (1.0)	9th	---
Tackles, Carter (10.5)	3rd	*
Sacks, Riley (2.0)	1st	*
Sacks, Mezera (1.5)	2nd	*
Tackles for Loss, Riley (2.5)	4th	*
Tackles for Loss, Schlecht (2.0)	7th (t)	*

Minnesota in the Big Ten/NCAA Stats in 1999:		
Team Stats (Avg.)	Big Ten	NCAA
Rushing Offense (225.3)	2nd	11th
Passing Offense (198.3)	7th	65th
Total Offense (423.5)	3rd	25th
Scoring Offense (39.0)	2nd	8th
Rushing Defense (105.8)	4th (t)	33rd (t)
Passing Defense Efficiency (63.1)	1st	1st
Total Defense (210.8)	1st	3rd
Scoring Defense (7.0)	1st	1st (t)
Net Punting (38.3)	4th	28th
Punt Returns (14.9)	3rd	9th
Kickoff Returns (12.6)	11th	114th
Turnover Margin (+5)	2nd	9th (t)
Sacks (5.3)	1st	*

* Not an official NCAA statistic

20
10
G

THE RED ZONE

The Golden Gophers have scored 13 touchdowns in 18 trips into the "Red Zone" (the 20-yard line on in) this season, or an outstanding 72 percent of the time.


Opp.	No.	TD	FG	Fgm#	TO	Dn*	Pnt	Score %
Ohio	4	3	-	1	-	-	-	.750
ULM	4	3	-	-	1	-	-	.750
Ill. St.	5	4	1	-	-	-	-	1.000
NW	5	3	1	1	-	-	-	.800
Wis.								
Ill.								
OSU								
Purdue								
PSU								
Ind.								
Iowa								
Totals	18	13	2	2	1	-	-	.833

Fgm: (field goals missed; #denotes blocked); **TO:** (turnovers);
Dn: (lost ball on downs, *game ends); **Pnt:** (punted)

Minnesota Record in 1999:

Home	3-0
Road	1-0
Turf	3-0
Grass	1-0
Ahead at halftime	4-0
Behind at halftime	0-0
Ahead after the third quarter	4-0
Behind after the third quarter	0-0
Golden Gophers score first	3-0
Opponent scores first	1-0
Rush for 150 yards or more	4-0
Pass for 150 yards or more	3-0
Total 300 yards or more on offense	3-0
Score 20 points or more	4-0
Opp. has less than 150 yards rushing	3-0
Opp. has less than 150 yards passing	3-0
Opp. has less than 300 total yards	3-0
Hold opponent to 20 points or less	4-0
Less turnovers than opponent	2-0
More turnovers than opponent	1-0
Turnovers are equal	1-0
Less penalty yardage than opponent	1-0
More penalty yardage than opponent	3-0
Games decided between 1-10 pts.	0-0
Games decided between 11-20 pts.	1-0
Games decided by more than 20 pts.	3-0
Largest halftime lead (34-0 vs. Illinois State)	34

NUMBERS, NUMBERS, NUMBERS, NUMBERS



Tyrone Carter

No. 22

Senior Strong Safety
5-9, 184
Pompano Beach, Fla.

* **BRONKO NAGURSKI AWARD CANDIDATE** *
* **JIM THORPE AWARD CANDIDATE** *

One of the nation's premier players • named to virtually everyone's preseason All-America list • became the first Golden Gopher since Darrell Thompson ('89) to be

named to the *Playboy's* preseason All-America team • bidding to become the first Golden Gopher since Bobby Bell ('61 & '62) to earn back-to-back first-team All-America honors • ranks second on the all-time school records list with 426 career tackles • Pete Najarian's (1982-85) all-time school record of 482 career tackles, once thought to be untouchable, is definitely within his grasp • ranked first in the nation in total tackles among active Division I-A defensive backs • sixth overall on the all-time career Division I-A defensive backs total tackles list • needs 56 tackles to eclipse Mike Staid's (Tulane, 1991-94) all-time mark of 481 tackles • already owns the U of M school record with 332 career solo tackles • durable performer who has never missed a game during his career, appearing in 38 consecutive contests • has tallied double digits in tackles in 21 of the past 24 games • had 13 tackles, caused a fumble and recovered a fumble in Minnesota's 33-14 victory over Northwestern • has been named Big Ten Defensive Player of the Week three times during his career • triple threat as a

Tyrone Carter's Career Defensive Stats

Year	G	Solo	Ass't	Tot.	T/L	Int.	PBU	FR	Sack
1996	11	55	28	83	0/0	1	1	3	0/0
1997	12	116	27	143	0/0	1	6	0	0/0
1998	11	127	31	158	15/73	1	8	3	8/60
1999	4	34	8	42	3/7	0	1	1	1/2
Total	38	332	94	426	18/80	3	16	7	9/62


Carter's Career Kickoff Return Stats

Year	No.	Yds.	Avg.	Long	TD
1996	19	357	18.8	33 vs. Syracuse	0
1997	17	455	26.8	55 vs. Indiana	0
1998	13	347	26.7	86 vs. Ark. State	1
1999	2	23	11.5	15 vs. N.W.	0
Total	51	1,182	23.2	86 vs. Ark. State	1

Carter's Career Punt Return Stats

Year	No.	Yds.	Avg.	Long	TD
1999	19	270	14.2	27 vs. Ohio U.	0

kick and punt returner • ranked 15th in the nation with an average of 14.2 yards per punt return • set school single-game record with 110 punt return yards against UL Monroe • also tied the school record for most punt returns in a game with seven against both UL Monroe and Illinois State • needs just 36 yards to break the single-season school record for most punt return yards • consummate team player who is also on the Golden Gophers' kickoff coverage unit • nicknamed "Touchdown Tyrone" in high school, he has a real nose for the ball • has scored four touchdowns during his collegiate career (three fumble returns, one kickoff return).



Carter: Game-by-Game In '96

Opp.	Solo	Ass't	Tot.	T/L	Int.	PBU	FR	Sack
NE La.	1	2	3	0/0	0	0	0	0/0
BSU	0	0	0	0/0	0	0	0	0/0
Syr.	7	1	8	0/0	0	0	2	0/0
Purdue	6	3	9	0/0	0	0	0	0/0
NW	6	3	9	0/0	0	0	0	0/0
MSU	9	3	12	0/0	0	1	0	0/0
Mich.	2	3	5	0/0	0	0	0	0/0
OSU	5	5	10	0/0	1	0	0	0/0
Wis.	6	5	11	0/0	0	0	0	0/0
Ill.	2	1	3	0/0	0	0	1	0/0
Iowa	11	2	13	0/0	0	0	0	0/0
Total	55	28	83	0/0	1	1	3	0/0

Carter: Game-by-Game In '97

Opp.	Solo	Ass't	Tot.	T/L	Int.	PBU	FR	Sack
Hawaii	7	3	10	0/0	0	0	0	0/0
Iowa St.	5	2	7	0/0	0	1	0	0/0
Memphis6	2	8	0/0	0	0	0	0	0/0
Houston12	3	15	0/0	0	0	0	0	0/0
MSU	11	3	14	0/0	0	1	0	0/0
Purdue	5	0	5	0/0	0	1	0	0/0
PSU	11	0	11	0/0	1	0	0	0/0
Wis.	7	3	10	0/0	0	0	0	0/0
Mich.	11	3	14	0/0	0	0	0	0/0
OSU	8	1	9	0/0	0	2	0	0/0
Ind.	14	3	17	0/0	0	1	0	0/0
Iowa	19	4	23	0/0	0	0	0	0/0
Total	116	27	143	0/0	1	6	0	0/0

Carter: Game-by-Game In '98

Opp.	Solo	Ass't	Tot.	T/L	Int.	PBU	FR	Sack
Ark. St.	13	2	15	2/10	0	0	0	1/9
Houston12	4	16	2/6	0	0	1	0/0	
Memphis8	2	10	1/10	0	2	2	1/10	
Purdue16	2	18	3/9	0	2	0	1/5	
PSU	17	4	21	0/0	0	1	0/0	
OSU	13	2	15	1/5	0	0	0/1/5	
MSU	11	4	15	1/5	0	0	0/1/5	
Mich.	10	2	12	2/12	0	2	0/1/11	
Wis.	11	5	16	0/0	0	0	0/0/0	
Indiana	8	2	10	1/10	0	0	0/1/10	
Iowa	8	2	10	2/6	1	1	0/1/5	
Totals	127	31	158	15/73	1	8	3	8/60

Carter: Game-by-Game In '99

Opp.	Solo	Ass't	Tot.	T/L	Int.	PBU	FR	Sack
Ohio	7	3	10	2/5	0	0	0	1/2
ULM	11	2	13	0/0	0	0	0	0
Ill. St.	5	1	6	1/2	0	1	0	0
NW	11	2	13	0/0	0	0	1	0
Wis.								
Ill.								
OSU								
Purdue								
PSU								
Ind.								
Iowa								
Total	34	8	42	3/7	0	1	1	1/2

Carter's Single-Game Defensive Bests

Tackles: 23 at Iowa (11-22-97)
Solo: 19 at Iowa (11-22-97)
Pass Breakups: 2, four times, most recently vs. Michigan (10-31-98)
Fumbles Recovered: 2, two times, last vs. Memphis (9-19-98)

What they're saying about TC...

"Pound for pound, Tyrone is as good a player as there is in college football."

*Minnesota Head Coach
Glen Mason*

"TC brings a lot of enthusiasm. He's a leader and he's a tough competitor. He is a great tackler, the best college football tackler I have ever seen."

*Minnesota Defensive
Coordinator David Gibbs*

"I've never seen a secondary guy make as many hits as he does."

*Wisconsin Head Coach
Barry Alvarez*

"He's like a fly because he's always around you. He is a great, great defensive back."

*Wisconsin running back
and Heisman Trophy
candidate Ron Dayne*

"Tyrone Carter is as good of a defensive back as I've seen. We haven't played against anyone better. He's a next-level type player and always goes top speed. We've admired him all year."

*Ohio University Head
Coach Jim Grobe*

"He's a great football player who forces opposing teams into making mistakes. That's why he's an All-American."

*Illinois State Head Coach
Todd Berry*

All-Time Career Tacklers Among DBs

Name (School, Years)	Tackles (Solos, Assists)
1. Mike Staid (Tulane, 1991-94)	481 (274 solos, 207 assists)
2. Omar Stoutmire (Fresno State, 1993-96)	458 (252 solos, 206 assists)
3. Rod Woodson (Purdue, 1983-86)	445 (320 solos, 125 assists)
4. Paul Haynes (Kent, 1987-91)	440 (236 solos, 204 assists)
5. Mike McElrath (Army, 1989-92)	436 (282 solos, 154 assists)
6. Tyrone Carter (Minnesota, 1996-present)	426 (332 solos, 94 assists)
7. William Bennett (Northwestern, 1992-95)	418 (244 solos, 174 assists)
8. DeMontie Cross (Missouri, 1994-96)	415 (249 solos, 166 assists)
Erwin Sampson (Duke, 1988-91)	415 (231 solos, 184 assists)
10. Don Rogers (UCLA, 1980-83)	405 (291 solos, 114 assists)
11. Ron Cortell (Colorado State, 1985-88)	404 (296 solos, 108 assists)
12. Bill Armstrong (Wake Forest, 1973-76)	402 (271 solos, 131 assists)
13. Chris Carter (Texas, 1993-96)	401 (265 solos, 136 assists)
14. Kyle Kramer (Bowling Green, 1985-88)	399 (119 solos, 280 assists)
15. Al Burleson (Washington, 1973-75)	389 (222 solos, 167 assists)
16. Cary Brabham (SMU, 1989-92)	388 (272 solos, 116 assists)
17. Ernie Purnsley (Wake Forest, 1985-88)	385 (172 solos, 213 assists)
18. Gervy Alota (Navy, 1994-97)	384 (256 solos, 128 assists)
19. Chuck Cecil (Arizona, 1984-87)	382 (219 solos, 163 assists)
20. John Little (Georgia, 1983-86)	381 (216 solos, 165 assists)

Carter's Assault on the School Record Book

Career Total Tackles Leaders

Player	Years	Tackles
1. Pete Najarian	1982-85	482
2. Tyrone Carter	1996-pres.	426
3. Bill Light	1969-71	395
4. Steve Stewart	1974-77	355
5. Parc Williams	1995-98	351
6. Russ Heath	1990-93	329
7. Bruce Holmes	1983-86	323
8. Joel Staats	1988-91	319
9. Justin Conzemius	1992-95	317
10. Glenn Howard	1978-81	308

Career Solo Tackles Leaders

Player	Years	Solos
1. Tyrone Carter	1996-pres.	332
2. Pete Najarian	1982-85	237
3. Parc Williams	1995-98	234
4. Sean Lumpkin	1988-91	203
Bill Light	1969-71	203
6. Steve Stewart	1974-77	179
7. Joel Staats	1988-91	177
8. Russ Heath	1990-93	170
Bruce Holmes	1983-86	170
10. Glenn Howard	1978-81	164

Career Sacks Leaders

Player	Years	Sacks
1. Lamaner Williams	1994-97	23.5
2. Ben Mezera	1997-pres.	14
3. Ben Williams	1988-91	13
4. Dennis Cappella	1990-93	10.5
5. Andy Kratochvil	1990-93	10
Skeeter Akre	1988-90	10
7. Tyrone Carter	1996-pres.	9
John Schlecht	1998-pres.	9
Anthony Bryant	1988-91	9
Gary Hadd	1984-87	9
Mike Sunvold	1987-90	9
12. Karon Riley	1999-pres.	8
Sean Hoffman	1997-pres.	8
13. Jon Michals	1996-pres.	7

Carter's Season/Game Records

Solo Tackles, Season
127 in 1998 (broke his own record of 116 set in 1997)
Kickoff Return Average, Season
26.8 in 1997 (also averaged 26.7 in 1998)
Fumble Returns for Touchdowns, Career
3
Fumble Returns for Touchdowns, Season
2 in 1996
Fumble Returns for Touchdowns, Game
2 vs. Syracuse (9-21-96) (also an NCAA & Big Ten record)
Punt Return Yards, Game
110 vs. UL Monroe (9-11-99)
Punt Returns, Game
7 vs. UL Monroe (9-11-99); Illinois State (9-18-99) (ties school record)

G O L D E N G O P H E R F O O T B A L L

Cockerham: Game-by-Game In '97

Passing Statistics

	Att.	Com.	Yds	Pct.	TD	Int.
Hawaii	(Did not play)					
Iowa St.	1	1	8	1.000	1	0
Memphis	(Did not play)					
Houston	(Did not play)					
MSU	3	3	96	1.000	1	0
Purdue	7	4	78	.571	1	1
PSU	3	2	14	.667	0	0
Wis.	2	1	25	.500	0	0
Mich.	3	0	0	.000	0	0
OSU	4	1	11	.250	0	1
Indiana	(Did not play)					
Iowa	5	1	10	.200	0	0
Total	28	13	242	.464	3	2

Rushing Statistics

	Att.	Yds	Avg.	TD	Long
Hawaii	(Did not play)				
Iowa St.	4	9	2.3	0	5
Memphis	(Did not play)				
Houston	(Did not play)				
MSU	4	12	3.0	0	7
Purdue	11	56	5.1	0	15
PSU	4	14	3.5	0	14
Wis.	5	22	4.4	0	22
Mich.	8	-2	-0.3	0	7
OSU	7	15	2.1	0	5
Indiana	(Did not play)				
Iowa	2	5	2.5	0	4
Total	45	131	2.9	0	22

Cockerham: Game-by-Game In '98

Passing Statistics

	Att.	Com.	Yds	Pct.	TD	Int.
Ark. State	14	9	79	.643	0	0
Houston	30	15	186	.500	2	0
Memphis	14	9	145	.643	1	1
Purdue	11	5	71	.455	1	0
PSU	2	2	21	1.000	1	0
OSU	7	3	12	.429	0	1
MSU	9	5	77	.556	1	0
Mich.	20	6	83	.300	0	3
Wis.	29	13	161	.448	1	4
Indiana	21	16	176	.762	2	2
Iowa	23	9	139	.391	2	1
Total	180	92	1,150	.511	11	12


Rushing Statistics

	Att.	Yds	Avg.	TD	Long
Ark. State	15	65	4.3	0	18
Houston	12	-7	-0.6	0	11
Memphis	9	38	4.2	0	36
Purdue	12	9	0.8	0	9
PSU	3	10	3.3	0	20
OSU	6	22	3.7	0	8
MSU	5	30	6.0	0	25
Mich.	19	50	2.6	0	12
Wis.	8	-4	-0.5	0	17
Indiana	25	41	1.6	0	9
Iowa	13	57	4.4	2	18
Total	127	311	2.4	2	36

Billy Cockerham

No. 5

Senior Quarterback
6-1, 217
Clayton, Calif.



Two-year starter at quarterback • talented all-around athlete who possesses outstanding speed and quickness • runs the 40 in 4.5 seconds • threw for a career-high 222 yards and accounted for a rushing and passing touchdown in the Golden Gophers' 33-14 win over Northwestern • had a career-day against Illinois State, throwing for 218 yards and running for a career-high 156 yards to finish with a career-high 374 yards of total offense • also set a career-high with 18 completions and tied a career-high with two passing and two rushing touchdowns vs. the Redbirds • threw an 89-yard scoring strike to Antoine Henderson against Ohio University which was the longest pass play for the Golden Gophers since 1992 and the longest of his career • moved into a tie for the seventh spot on the all-time school list with 18 career touchdown passes.

Billy Cockerham's Career Passing Stats

Year	G	Att	Com	Pct	Yds	TD	Int
1996	2	1	0	.000	0	0	0
1997	8	28	13	.464	242	3	2
1998	11	180	92	.511	1,150	11	12
1999	4	98	53	.541	688	4	2
Total	25	307	158	.515	2,080	18	16

Cockerham's Career Rushing Stats

Year	G	Att	Yds	Avg.	TD	Long
1996	2	1	7	7.0	0	7
1997	8	45	131	2.9	0	22
1998	11	127	311	2.4	2	36
1999	4	44	242	5.5	5	56
Total	25	217	691	3.2	7	56

Cockerham: Game-by-Game In '99

Passing Statistics

	Att.	Com.	Yds	Pct.	TD	Int.
Ohio	23	14	212	.609	1	0
ULM	15	4	36	.267	0	2
Ill. St.	22	18	218	.818	2	0
NW	38	17	222	.447	1	0
Wis.						
Ill.						
OSU						
Purdue						
PSU						
Ind.						
Iowa						
Total	98	53	688	.541	4	2

Rushing Statistics

	Att.	Yds	Avg.	TD	Long
Ohio	14	59	4.2	2	35
ULM	3	8	2.7	0	4
Ill. St.	17	156	9.2	2	56
NW	10	19	1.9	1	11
Wis.					
Ill.					
OSU					
Purdue					
PSU					
Ind.					
Iowa					
Total	44	242	5.5	5	56

Cockerham's Single-Game Passing Bests

Attempts: 38 at Northwestern (10-2-99)
Completions: 18 vs. Illinois State (9-18-99)
Yards: 222 at Northwestern (10-2-99)
TDs: 2, four times, most recently vs. Illinois State (11-21-98)

Cockerham's Single-Game Rushing Bests

Attempts: 25 at Indiana (11-14-98)
Yards: 156 vs. Illinois State (9-18-99)
TDs: 2, three times, last vs. Illinois State (9-18-99)

Career Leaders -- Touchdown Passes

Player	Years	TDs
1. Cory Sauter	1994-97	40
2. Rickey Foggie	1984-87	34
3. Mike Hohensee	1981-82	33
4. Tony Dungy	1973-76	25
5. Scott Schaffner	1987-91	22
Tim Schade	1993-94	22
7. Billy Cockerham	1996-pres.	18
Marquel Fleetwood	1989-92	18
9. Mark Carlson	1976-79	17
10. Craig Curry	1969-71	16
John Hankinson	1962-65	16



Thomas Hamner

No. 12

Senior Running Back
 6-0, 186
 Hamilton, Ohio

Doak Walker Award nominee • earned Big Ten co-Offensive Player of the Week honors for his outstanding performance in Minnesota's 35-0 victory over UL Monroe • set career highs with 174 yards rushing and three touchdowns in the game • also tied his career-high mark with 33 carries • workhorse who carried the ball on all 11

plays of a 63-yard scoring drive against the Indians • ranked third in the Big Ten and 28th in the nation with an average of 100.0 yards rushing per game • third in the Big Ten and tied for

School Career Rushing Leaders

Player	Years	Att.	Yards
1. Darrell Thompson	1986-89	936	4,654
2. Chris Darkins	1992-95	643	3,235
3. Marion Barber	1977-80	660	3,094
4. Thomas Hamner	1996-pres.	661	2,784
5. Garry White	1977-80	444	2,353
6. F. "Pug" Lund	1932-34	416	2,264
7. Paul Giel	1951-53	551	2,188
8. Rickey Foggie	1984-87	540	2,150
9. W. "Red" Williams	1942-45	320	1,999
10. Barry Mayer	1968-70	381	1,829

School Career Rushing Attempts

Player	Years	Att.
1. Darrell Thompson	1986-89	936
2. Thomas Hamner	1996-present	661
3. Marion Barber	1977-80	660
4. Chris Darkins	1992-95	643
5. Paul Giel	1951-53	551
6. Rickey Foggie	1984-87	540
7. Antonio Carter	1990-93	448
8. Garry White	1977-80	444
9. Kent Kitzmann	1976-78	443
10. F. "Pug" Lund	1932-34	416

School Career Rushing Touchdowns

Player	Years	TDs
1. Darrell Thompson	1986-89	40
2. Marion Barber	1977-80	34
3. Rickey Foggie	1984-87	25
4. Chris Darkins	1992-95	21
5. Billy Bye	1946-49	20
Paul Giel	1951-53	20
Sandy Stephens	1959-61	20
Jim Carter	1967-69	20
9. Jim Perkins	1974-76	19
10. Thomas Hamner	1996-pres.	17
Garry White	1977-80	16

School Career All-Purpose Yards

Player	Years	Yards
1. Darrell Thompson	1986-89	5,109
2. Chris Darkins	1992-95	4,347
3. Tutu Atwell	1994-97	3,907
4. Marion Barber	1977-80	3,791
5. Melvin Anderson	1983-86	3,284
6. Rick Upchurch	1973-74	3,251
7. Paul Giel	1951-53	3,165
8. Thomas Hamner	1996-pres.	3,147
9. Chris Gaiters	1987-89	3,123
10. Garry White	1977-80	2,812

10th in the nation in scoring with an average of 10.5 points per game • second team All-Big Ten selection in '98 • has led the Golden Gophers in rushing in each of the past three seasons • a real workhorse who runs the 40 in 4.44 • has never missed a game during his career, appearing in 38 straight contests with 34 starts • ranks fourth on the all-time school rushing list with 2,784 yards • moved into second place on the school's career rushing attempts list with 661 • is 10th-place on the all-time rushing touchdown list with 17 • has surpassed the 100-yard mark in rushing 10 times during his career • also a great receiver out of the backfield • has 47 career receptions for 363 yards and two TDs including a career long 64-yard reception in the victory over Northwestern • ranked eighth on the all-time school career records list with 3,147 all-purpose yards.

Thomas Hamner's Career Rushing Stats

Year	G	Att	Yds	Avg	TD	Long
1996	11	195	883	4.5	3	32 vs. NE La.
1997	12	170	663	3.9	4	35 vs. Hawaii
1998	11	209	838	4.0	4	56 vs. Iowa
1999	4	87	400	4.6	6	30 vs. ULM
Total	38	661	2,784	4.2	17	56 vs. Iowa

Hamner's Career Receiving Stats

Year	G	Rec	Yds	Avg	TD	Long
1996	11	15	81	5.4	0	13 twice
1997	12	13	95	7.3	1	23 vs. Indiana
1998	11	13	72	5.5	0	18 vs. Memp.
1999	4	6	115	19.2	1	64 at Northwestern
Total	37	46	299	7.7	2	64 at Northwestern

Hamner's Single-Game Rushing Bests

Attempts: 33 twice, last vs. ULM (9-11-99)
Yards: 174 vs. ULM (9-11-99)
TDs: 3 vs. ULM, (9-11-99)

School Career 100-yard Rushing Games

Player	Years	Games
1. Darrell Thompson	1986-89	23
2. Thomas Hamner	1996-pres.	10
3. Paul Giel	1951-53	9
4. Chris Darkins	1992-95	8
5. Barry Mayer	1968-70	7
6. Garry White	1977-80	6
7. Marion Barber	1977-80	5
Jim Carter	1967-69	5
9. Curtis Wilson	1965-67	4
John King	1971-73	4
Rickey Foggie	1984-87	4

Hamner: Game-by-Game In '96

	Rush/Yds	Rec/Yds	TD
NE La.	22/158	1/4	1
BSU	21/98	1/0	0
Syr.	22/98	0/0	1
Purdue	14/51	3/24	0
NW	26/128	0/0	1
MSU	18/77	0/0	0
Mich.	20/78	5/39	0
OSU	12/22	2/11	0
Wis.	15/76	0/0	0
Ill.	16/67	2/7	0
Iowa	9/30	1/(-4)	0
Total	195/883	15/81	3

Hamner: Game-by-Game In '97

	Rush/Yds	Rec/Yds	TD
Hawaii	22/104	2/14	0
Iowa St.	14/89	2/19	2
Memphis	23/102	1/4	2
Houston	3/7	0/0	0
MSU	6/20	1/-4	0
Purdue	12/55	1/6	0
PSU	32/154	1/7	0
Wis.	3/9	1/7	0
Mich.	10/26	1/-6	0
OSU	8/25	0/0	0
Ind.	14/22	2/38	1
Iowa	23/50	1/10	0
Total	170/663	13/95	5

Hamner: Game-by-Game In '98

	Rush/Yds	Rec/Yds	TD
Ark. State	33/137	2/21	1
Houston	19/40	2/4	0
Memphis	22/128	1/18	1
Purdue	16/63	2/9	0
PSU	11/41	1/-2	0
OSU	10/20	1/9	0
MSU	16/59	0/0	0
Mich.	23/87	0/0	0
Wis.	11/22	1/1	0
Ind.	30/93	3/12	1
Iowa	18/148	0/0	1
Total	209/838	13/72	4


Hamner: Game-by-Game In '99

	Rush/Yds	Rec/Yds	TD
Ohio	17/74	2/22	1
ULM	33/174	1/12	3
Ill. St.	12/34	2/17	1
NW	25/118	1/64	2
Wis.			
Ill.			
OSU			
Purdue			
PSU			
Ind.			
Iowa			
Total	87/400	6/115	7

Sean Hoffman

No. 45

Junior Linebacker
6-3, 244
Fargo, N.D.



Hoffman: Game-by-Game in '97

Opp.	Solo	Ass't	Tot.	T/L	Int.	PBU	FR	Sack
Hawaii	4	4	8	1/1	1	1	0	0/0
ISU	3	4	7	0/0	0	1	1	0/0
Memph.	6	3	9	1/1	0	0	0	0/0
Houston	2	1	3	0/0	0	0	0	0/0
MSU	6	2	8	0/0	0	0	1	0/0
Purdue	6	2	8	0/0	0	0	0	0/0
PSU	5	3	8	0/0	0	0	0	0/0
Wis.	4	6	10	1/5	0	0	1	0.5/5
Mich.	8	2	10	2/2	0	1	0	1/1
OSU	5	4	9	1/4	0	0	0	0.5/4
Ind.	6	3	9	0/0	0	0	0	0/0
Iowa	9	3	12	1/1	0	0	0	1/1
Total	64	37	101	7/14	1	3	3	3/11

Hoffman: Game-by-Game in '98

Opp.	Solo	Ass't	Tot.	T/L	Int.	PBU	FR	Sack
Ark. St.	7	1	8	1/10	0	0	0	1/10
Houston	5	3	8	0/0	0	0	0	0/0
Memph.	4	1	5	0/0	1	0	0	0/0
Purdue	4	2	6	0/0	0	0	0	0/0
PSU	2	1	3	0/0	0	0	0	0/0
OSU	3	0	3	0/0	0	0	0	0/0
MSU	3	2	5	0/0	0	1	0	0/0
Mich.	9	4	13	1/12	0	0	0	1/12
Wis.	6	4	10	2/9	1	0	0	1/8
Indiana	5	4	9	0/0	0	0	0	0/0
Iowa	4	2	6	1/9	1	1	0	1/9
Totals	52	24	76	5/40	3	2	0	4/39

Hoffman: Game-by-Game In '99

Opp.	Solo	Ass't	Tot.	T/L	Int.	PBU	FR	Sack
Ohio	6	3	9	1/3	0	0	1	0/0
ULM	3	3	6	0/0	0	0	0	0/0
Ill. St.	3	0	3	0/0	0	0	0	0/0
NW	9	3	12	6/12	0	0	0	1/1
Wis.								
Ill.								
OSU								
Purdue								
PSU								
Ind.								
Iowa								
Total	21	9	30	7/15	0	0	1	1/1


Hard-nosed, physical player who has made 27 consecutive starts in his career • classic sam (middle) linebacker who loves to mix it up • ranked second on the team with 30 total tackles • earned Big Ten Defensive Player of the Week honors for his outstanding performance against Northwestern • had 12 tackles including a school record six tackles for loss, a sack and caused a fumble in the 33-14 victory over Northwestern • had nine tackles, a tackle for loss and a fumble recovery in the season-opening 33-7 win over Ohio • has registered 207 tackles, 19 tackles for loss, eight sacks, four interceptions and four fumble recoveries in his career • impact performer who is a real emotional leader for the defense • named to *The Sporting News*' First-Team Freshman All-America squad in '97.

Sean Hoffman's Career Defensive Stats

Year	G	Solo	Ass't	Tot.	T/L	Int.	PBU	FR	Sack
1997	12	64	37	101	7/14	1	3	3	3/11
1998	11	52	24	76	5/40	3	2	0	4/39
1999	4	21	9	30	7/15	0	0	1	1/1
Total	27	137	70	207	19/69	4	5	4	8/51

Hoffman's Single-Game Defensive Bests

Tackles: 13 vs. Michigan (10-31-98)
Solo: 9, two times, last at Northwestern (10-2-99)
Tackles for Loss: 6 at Northwestern (10-2-99)




Ben Hamilton

No. 55

Junior Center
6-5, 274
Plymouth, Minn.

All-America candidate • named to the Outland Trophy "Watch List" • *Champaign News-Gazette* pre-season First Team All-Big Ten selection • the leader of the Golden Gopher offensive line • returned to the line-up for the Northwestern game after missing the Illinois State game due to knee surgery • had nine pancake blocks against Ohio University in a dominating season-opening performance • did not have a penalty called against him and gave up only one sack in '98 • had 43 knockdown blocks to his credit last year • talented performer who has a strong work ethic • heady player who possesses great footwork • runs the 40 in 4.9 • quickly developing into one of the finest centers in school history • the son of former Minnesota Vikings' offensive lineman Wes Hamilton.

G O L D E N G O P H E R F O O T B A L L



Luke Levenson

No. 7

Senior Wide Receiver
6-0, 181
Miami, Fla.

On the Fred Biletnikoff Award "Watch List" • *Football News* preseason first-team All-Big Ten selection • three-year letterwinner who is the veteran leader of the Golden Gopher receiving corps • speedy receiver with great hands • has a 36-inch vertical leap • spent his first two seasons learning the ropes behind record-breaking receiver Tutu Atwell • came into his own in '98 • has never missed a game during his career, appearing in 38 straight contests • sixth on the all-time school records list in career receptions (109), career receiving yards (1,494) and career receiving touchdowns (10) • had a season-high seven receptions for 68 yards vs. Northwestern • his flashy 68-yard punt return for a touchdown in last season's win over Michigan State was named the Compaq College Football National Plays of the Week "Best Kick Return."

Levenson: Game-by-Game In '96

	Rec.	Yards	Avg.	TD	Long
NE La.	0	0	—	0	—
BSU	0	0	—	0	—
Syr.	0	0	—	0	—
Purdue	0	0	—	0	—
NW	0	0	—	0	—
MSU	0	0	—	0	—
Mich.	0	0	—	0	—
OSU	1	9	9.0	0	9
Wis.	1	13	13.0	0	13
Ill.	1	20	20.0	0	20
Iowa	0	0	—	0	—
Total	3	42	14.0	0	20

Levenson: Game-by-Game In '97

	Rec.	Yards	Avg.	TD	Long
Hawaii	5	51	10.2	0	17
Iowa State	0	0	—	0	—
Memphis	4	66	16.5	0	23
Houston	5	81	16.2	0	19
MSU	3	96	32.0	1	75
Purdue	1	10	10.0	0	10
PSU	2	13	6.5	0	7
Wis.	0	0	—	0	—
Mich.	1	3	3.0	0	3
OSU	3	29	9.7	0	23
Indiana	4	51	12.8	0	16
Iowa	0	0	—	0	—
Total	28	400	14.3	1	75

Levenson: Game-by-Game In '98

	Rec.	Yards	Avg.	TD	Long
Ark. State	5	45	9.0	0	12
Houston	6	112	18.7	1	42
Memphis	2	36	18.0	0	28
Purdue	5	110	22.0	2	52
PSU	8	97	12.1	2	29
OSU	12	108	9.0	0	22
MSU	10	137	13.7	1	37
Mich.	2	15	7.5	0	8
Wis.	3	73	24.3	1	53
Indiana	2	14	7.0	0	8
Iowa	5	107	21.4	2	31
Total	60	854	14.2	9	53

Levenson: Game-by-Game In '99

	Rec.	Yards	Avg.	TD	Long
Ohio	4	38	9.5	0	17
ULM	1	6	6.0	0	6
Ill. St.	6	86	14.3	0	35
NW	7	68	9.7	0	28
Wis.					
Ill.					
OSU					
Purdue					
PSU					
Ind.					
Iowa					
Total	18	198	11.0	0	35

Luke Levenson's Career Receiving Stats

Year	G	Rec	Yds	Avg	TD	Long
1996	11	3	42	14.0	0	20 vs. Illinois
1997	12	28	400	14.3	1	75 at MSU
1998	11	60	854	14.2	9	53 at Wis.
1999	4	18	198	11.0	0	35 vs. Ill. St.
Total	38	109	1,494	13.7	10	75 at MSU

Levenson's Career Punt Return Stats

Year	No.	Yds.	Avg.	Long	TD
1996	0	0	—	—	0
1997	0	0	—	—	0
1998	35	257	7.3	68 vs. MSU	1
1999	2	15	7.5	10 vs. Ohio U.	0
Total	37	272	7.4	68 vs. MSU	1

Levenson's Single-Game Receiving Bests

Catches: 12 at Ohio State (10-17-98)
Yards: 137 vs. Michigan State (10-24-98)
TDs: 2 three times, most recently vs. Iowa (11-21-98)

Career Leaders — Receptions

Player	Years	Rec.
1. Tutu Atwell	1994-97	171
2. Ryan Thelwell	1994-96	136
3. Chuck Rios	1990-94	132
4. Omar Douglas	1990-93	130
5. Aaron Osterman	1990-94	111
6. Luke Levenson	1996-pres.	109
7. Dwayne McMullen	1981-84	95
8. Chris Gaiters	1987-89	86
9. Ken Last	1964-66	82
10. Elmer Bailey	1977-79	79

Career Leaders — Receiving Yards

Player	Years	Yards
1. Tutu Atwell	1994-97	2,640
2. Ryan Thelwell	1994-96	2,232
3. Omar Douglas	1990-93	1,681
4. Dwayne McMullen	1981-84	1,627
5. Aaron Osterman	1990-94	1,598
6. Luke Levenson	1996-pres.	1,494
7. Chester Cooper	1978-81	1,317
8. Elmer Bailey	1977-79	1,266
9. Melvin Anderson	1983-86	1,265
10. Chris Gaiters	1987-89	1,161

Career Leaders — TD Receptions

Player	Years	TD's
1. Tutu Atwell	1994-97	17
2. Dwayne McMullen	1981-84	15
3. Omar Douglas	1990-93	14
Ryan Thelwell	1994-96	14
5. Elmer Bailey	1977-79	12
6. Luke Levenson	1996-pres.	10
Jay Carroll	1981-83	10
8. Chris Gaiters	1987-89	9
9. Ken Last	1964-66	8
Chester Cooper	1978-81	8

Single-Season Leaders — Receptions

Player	Rec.
1. Tutu Atwell (1996)	62
2. Omar Douglas (1992)	61
3. Luke Levenson (1998)	60
Omar Douglas (1993)	60
5. Ryan Thelwell (1995)	58
Chester Cooper (1981)	58
Tutu Atwell (1997)	58
8. Ryan Thelwell (1996)	54
9. Chuck Rios (1994)	52
10. Chuck Rios (1993)	48

Single Season Leaders — Rec. Yards

Player	Yards
1. Ryan Thelwell (1996)	1,051
2. Chester Cooper (1981)	1,012
3. Tutu Atwell (1997)	924
4. Omar Douglas (1993)	880
5. Luke Levenson (1998)	854
6. Tutu Atwell (1996)	822
7. Ryan Thelwell (1995)	775
8. Tutu Atwell (1995)	735
9. Omar Douglas (1992)	669
10. D. McMullen (1982)	640



Ben Mezera

No. 97

Junior Linebacker
6-4, 237
Waupaca, Wis.

Two-year starter at drop linebacker • has racked up 87 tackles, 19 tackles for loss, two interceptions and four fumble recoveries in 26 career games • second on the all-time school records list with 14 career sacks • second in the Big Ten with an average of 1.5 sacks per game • tied a school record with three sacks against

Northwestern, one which caused a fumble • also had eight tackles including three for loss in the Big Ten opening day victory over the Wildcats • had eight tackles, two sacks, a fumble recovery and a pass breakup in the shutout of UL Monroe • talented athlete who has a 36-inch vertical leap • possesses a knack for being in the right place at the right time.

Mezera: Game-by-Game In '97

Opp.	Solo	Ass't	Tot.	T/L	Int.	PBU	FR	Sack
Hawaii	(Did not play)							
ISU	2	0	2	2/23	1	0	0	2/23
Memp.	2	1	3	2/9	0	1	2	0.5/0
Houst.	0	0	0	0/0	0	0	0	0/0
MSU	1	1	2	0/0	0	0	0	0/0
Purdue	4	1	5	0/0	0	0	0	0/0
PSU	0	3	3	0/0	1	0	1	0/0
Wis.	2	1	3	1/5	0	0	0	0.5/5
Mich.	2	1	3	1/7	0	0	0	1/7
OSU	1	0	1	0/0	0	0	0	0/0
Ind.	2	0	2	0/0	0	0	0	0/0
Iowa	0	0	0	0/0	0	0	0	0/0
Total	16	8	24	6/44	2	1	3	4/35

Mezera: Game-by-Game In '98

Opp.	Solo	Ass't	Tot.	T/L	Int.	PBU	FR	Sack
Ark. St.	2	2	4	1/15	0	0	0	1/15
Houst.	3	0	3	0/0	0	0	0	0/0
Memp.	4	2	6	1/1	0	0	0	0/0
Purdue	0	0	0	0/0	0	0	0	0/0
PSU	2	0	2	1/2	0	0	0	0/0
OSU	4	0	4	0/0	0	0	0	0/0
MSU	4	1	5	1/12	0	0	0	1/12
Mich.	3	1	4	1/9	0	0	0	1/9
Wis.	2	2	4	0/0	0	0	0	0/0
Ind.	4	0	4	1/4	0	1	0	0/0
Iowa	3	3	6	1/3	0	1	0	1/3
Totals	31	11	42	7/46	0	2	0	4/39

Ben Mezera's Career Defensive Stats

Year	G	Solo	Ass't	Tot.	T/L	Int.	PBU	FR	Sack
1997	11	16	8	24	6/44	2	1	3	4/35
1998	11	31	11	42	7/46	0	2	0	4/39
1999	4	16	5	21	6/34	0	1	1	6/34
Total	26	63	24	87	19/124	2	4	4	14/108

Mezera: Game-by-Game In '99

Opp.	Solo	Ass't	Tot.	T/L	Int.	PBU	FR	Sack
Ohio	2	1	3	0/0	0	0	0	0/0
ULM	5	3	8	2/6	0	1	1	2/6
Ill. St.	1	1	2	1/11	0	0	0	1/11
NW	8	0	8	3/17	0	0	0	3/17
Wis.								
Ill.								
OSU								
Purdue								
PSU								
Ind.								
Iowa								
Total	16	5	21	6/34	0	1	1	6/34

Mezera's Single-Game Defensive Bests

Tackles: 8 two times, last at NW (10-2-99)
Solo: 8 at NW (10-2-99)
Sacks: 3 at NW (10-2-99)
Tackles for Loss: 3 at NW (10-2-99)
Fumbles Recovered: 2 at Memphis (9-20-97)

Riley: Game-by-Game In '99

Opp.	Solo	Ass't	Tot.	T/L	Int.	PBU	FR	Sack
Ohio	5	2	7	3/19	0	0	0	2/12
ULM	5	1	6	3/16	0	0	0	3/16
Ill. St.	3	1	4	2/12	0	0	0	2/12
NW	4	1	5	2/5	0	0	0	1/4
Wis.								
Ill.								
OSU								
Purdue								
PSU								
Ind.								
Iowa								
Total	17	5	22	9/52	0	0	0	8/40

Riley's Single-Game Defensive Bests


Tackles: 9 SMU vs. New Mexico (10-26-96)
Solo: 6 SMU vs. New Mexico (10-26-96)
Sacks: 3 vs. ULM (9-11-99)
Tackles For Loss: 3, two times, last vs. Illinois State (9-18-99)

Karon Riley

No. 91

Junior Defensive End
6-4, 247
Detroit, Mich.

Has become a dominant player at defensive end for the Golden Gophers • transferred to the U of M before the '98 season after two years at SMU • outstanding athlete who has all the tools • possesses superior size, strength and speed • can bench press in excess of 400 pounds • has a 36-inch vertical leap • can run the 40 in 4.55 seconds • leads the Big Ten with 7.5 sacks • fourth on the team in tackles with 22 • had seven tackles, three tackles for loss, two sacks and a forced fumble in his debut as a Golden Gopher vs. Ohio University • tied the single-game school record with three sacks against UL Monroe • fourth in the Big Ten with 10 tackles for loss.



Karon Riley's Career Defensive Stats

Year	G	Solo	Ass't	Tot.	T/L	Int.	PBU	FR	Sack
1996*	5	20	10	30	2/10	0	3	0	0/0
1997*	8	12	20	3/25	0	0	1	3/25	
1998	(Did not play)								
1999	4	17	5	22	9/52	0	0	0	8/44
Total	18	45	27	72	14/77	0	3	1	11/69

* At Southern Methodist University

G O L D E N G O P H E R F O O T B A L L


Schlecht: Game-by-Game In '98

Opp.	Solo	Ass't	Tot.	T/L	Int.	PBU	FR	Sack
Ark. St.	1	2	0/0	0	1	0	0/0	
Houst.	2	1	3	2/11	0	0	0	1/8
Memp.	1	1	2	1/4	0	0	0	1/4
Purdue	2	2	4	0/0	0	0	0	0/0
PSU	1	1	2	0/0	0	0	0	0/0
OSU	1	0	1	0/0	0	0	0	0/0
MSU	6	1	7	3/18	0	0	0	2/17
Mich.	3	4	7	2/10	0	0	0	1/8
Wis.	5	3	8	1/1	0	0	0	0/0
Ind.	2	4	6	1/2	0	0	0	0/0
Iowa	3	1	4	1/5	0	0	0	1/5
Total	27	19	46	11/51	0	1	0	6/42

John Schlecht

No. 93

Junior Defensive Tackle
6-1, 275
White Bear Lake, Minn.



Returning starter at defensive tackle • has proven to be a real diamond in the rough for the Golden Gophers • transfer from Division II St. Cloud (Minn.) State University who walked-on to the U of M in '97 and then earned a scholarship • moved into the starting lineup during '98 prefall camp and has remained a fixture there ever since • has established himself as one of the finest athletes on the team • team leader in the weight room with a bench press of 450 pounds, a hang clean of 465 pounds and a back squat of 600 pounds to his credit • has a 32-inch vertical leap • runs the 40 in 4.7 seconds • tied for seventh on the all-time schools record list with nine sacks • second on the team and seventh in the Big Ten with eight tackles for loss • third on the team with three sacks • had six solo tackles, three tackles for loss, two sacks and one pass breakup in win over UL Monroe.

Schlecht: Game-by-Game In '99

Opp.	Solo	Ass't	Tot.	T/L	Int.	PBU	FR	Sack
Ohio	4	1	5	2/4	0	0	1	1/3
ULM	6	0	6	3/17	0	1	0	2/15
Ill. St.	3	1	4	2/13	0	0	0	0/0
NW	3	4	7	1/1	0	0	0	0/0
Wis.								
Ill.								
OSU								
Purdue								
PSU								
Ind.								
Iowa								
Total	16	6	22	8/35	0	1	1	3/18

John Schlecht's Def. Stats at Minnesota

Year	G	Solo	Ass't	Tot.	T/L	Int.	PBU	FR	Sack
1998	11	27	19	46	11/51	0	1	0	6/42
1999	4	16	6	22	8/35	0	1	2	3/18
Total	15	43	25	68	19/86	0	2	2	9/60

Schlecht's Single-Game Defensive Bests

Tackles: 8 at Wisconsin (11-7-98)
Solo: 6 two times, last vs. ULM (9-11-99)
Sacks: 2 two times, last vs. ULM (9-11-99)

Career Sacks Leaders

Player	Years	Sacks
1. Lamanzer Williams	1994-97	23.5
2. Ben Mezera	1997-pres.	14
3. Ben Williams	1988-91	13
4. Dennis Cappella	1990-93	10.5
5. Andy Kratochvil	1990-93	10
Skeeter Akre	1988-90	10
7. Tyrone Carter	1996-pres.	9
John Schlecht	1998-pres.	9
Anthony Bryant	1988-91	9
Gary Hadd	1984-87	9
Mike Sunvold	1987-90	9
12. Karon Riley	1999-pres.	8
Sean Hoffman	1997-pres.	8
13. Jon Michals	1996-pres.	7

Single-Season Sacks Leaders

Player	Year	Sacks
1. Lamanzer Williams	1997	18.5
2. Karon Riley	1999	9
3. Tyrone Carter	1998	8
4. Dennis Cappella	1992	7.5
5. Ben Mezera	1999	6
Ben Williams	1990	6
Ben Williams	1991	6
8. Andy Kratochvil	1992	5
9. Ben Mezera	1997	4
Ben Mezera	1998	4
Andy Kratochvil	1993	4
Skeeter Akre	1988	4
Anthony Bryant	1990	4
Gary Hadd	1984	4
Mike Sunvold	1990	4

THE LAST TIME.....

Minnesota Individual Game

250 yards rushing: 294, Chris Darkins vs. Purdue, 10/7/95
200 yards rushing: 294, Chris Darkins vs. Purdue, 10/7/95
150 yards rushing: **156, Billy Cockerham vs. Ill St., 9/18/99**
100 yards rushing: 118, Thomas Hamner at NW, 10/2/99
Two players with 100 yards rushing: 148, Thomas Hamner and 108, Byron Evans vs. Iowa, 11/21/98
200 yards receiving: 228, Ryan Thelwell vs. Ball State, 9/14/96
100 yards receiving: 107, Luke Levenson vs. Iowa, 11/21/98
Two receivers with 100 yards receiving: 142, Ryan Thelwell and 105, Tutu Atwell vs. Wisconsin, 11/9/96
50+ yard pass play: **64, Billy Cockerham to Thomas Hamner vs. Northwestern, 10/2/99**

10 or more receptions: 10, Luke Levenson vs. Michigan St., 10/24/98
200 all-purpose yards: 243, Luke Levenson vs. Michigan St., 10/24/98
450 yards passing: 478, Tim Schade vs. Penn State, 9/4/93
400 yards passing: 404, Cory Sauter vs. Michigan St., 10/21/95
350 yards passing: 368, Cory Sauter vs. Houston, 9/27/97
300 yards passing: 368, Cory Sauter vs. Houston, 9/27/97
Consecutive 300-yard passing games: 2, Cory Sauter vs. Northwestern (303,10/14/94) and Michigan State (404, 10/21/95)

Four TDs rushing: 4, Darrell Thompson vs. B. Green, 9/13/86
Three TDs rushing: **3, Thomas Hamner vs. ULM, 9/11/99**
Five TDs receiving: 5, Omar Douglas vs. Purdue, 10/9/93
Three TDs receiving: 3, Ryan Thelwell vs. Ball State, 9/16/95
Two TDs receiving: 2, Luke Levenson vs. Iowa, 11/21/98
Six TDs passing: 6, Scott Eckers vs. Purdue, 10/9/93
Five TDs passing: 5, Mike Hohensee vs. Ohio State, 11/7/81
Four TDs passing: 4, Cory Sauter vs. Michigan State, 10/21/95
Three TDs passing: 3, Cory Sauter vs. Houston, 9/27/97
Two TDs passing: **2, Billy Cockerham vs. Ill. St., 9/18/99**
500 yds. total offense: 536, Tim Schade vs. Penn State, 9/4/93
400 yds. total offense: 425, Cory Sauter vs. Houston, 9/27/97
Five field goals: 5, Adam Bailey vs. Penn State, 10/18/97
Four field goals: 5, Adam Bailey vs. Penn State, 10/18/97
Three field goals: 5, Adam Bailey vs. Penn State, 10/18/97
Two field goals: **2, Dan Nystrom vs. Ill. St., 9/18/99**
Three interceptions: 3, Jeff Wright vs. Michigan State, 11/14/70
Two interceptions: 2, Rodney Heath vs. Arkansas St., 9/30/95
Blocked a punt: Mike Lehan at NW, 10/2/99

Blocked a field goal: Rodney Heath vs. Illinois, 11/6/93
Int. return for TD: Willie Middlebrooks vs. ULM (26 yards), 9/11/99

Punt return for TD: Luke Levenson vs. Michigan St. (68 yds.), 10/24/98
Kickoff return for TD: Tyrone Carter vs. Arkansas St. (86 yds.), 9/5/98
Fumble rec. for TD: Trevis Graham vs. Michigan (10/31/98)
Blocked FG rt. for TD: Fred Foggie vs. Indiana (98 yards), 10/21/89
Safety: **Blocked punt out of end zone vs. Northwestern, 10/2/99**

Two-point conversion: Jim Bean run vs. Purdue, 10/11/97

Minnesota Team

100 points: 146 vs. Grinnell (146-0), 10/22/04
80 points: 81 vs. Butler (81-0), 11/13/26
60 points: 62 vs. Montana (62-17), 9/21/85
50 points: **55 vs. Ill. State (55-7), 9/18/99**
40 points: 55 vs. Ill. State (55-7), 9/18/99

30 points: 33 at NW, (33-14) 10/2/99
0 points: vs. Iowa (0-31) 11/22/97
300 rushing yards: 348 vs. Iowa, 11/21/98
200 rushing yards: 287 vs. Ill. St., 9/18/99
700 total net yards: 742 vs. Ohio, 9/11/82
600 total net yards: 616 vs. Purdue, 10/8/94
500 total net yards: 571 vs. Ill. St., 9/18/99
400 total net yards: 442 at NW, 10/2/99

Opponent Individual Game

400 yards passing: 604, Drew Brees, Purdue, 10/3/98
300 yards passing: 604, Drew Brees, Purdue, 10/2/98
200 yards passing: 282, Tom Brady, Michigan, 10/31/98
300 yards rushing: 315, Robert Holcombe, Illinois, 11/16/96
250 yards rushing: 315, Robert Holcombe, Illinois, 11/16/96
200 yards rushing: 315, Robert Holcombe, Illinois, 11/16/96
150 yards rushing: 183, Ron Dayne, Wisconsin, 10/25/97
100 yards rushing: 143, Antwaan Randle El, Indiana, 11/14/98
150 yds. in receptions: 192, Tai Streets, Michigan, 10/31/98
100 yds. in receptions: 192, Tai Streets, Michigan, 10/31/98
50+ yard rush play: 50, Antwaan Randle El, Indiana, 11/14/98
50+ yard pass play: 76, Michigan, Tom Brady to Tai Streets, 10/31/98

Four Field Goals: 4, Matt Davenport, Wisconsin, 11/7/98

Team Opponent

300 yards rushing: 333, Illinois, 11/16/96
200 yards rushing: 204, Indiana, 11/13/98
< 100 yards rushing: **95 at NW, 10/2/99**
400 yards passing: 604, Purdue, 10/3/98
300 yards passing: 350, Ohio State, 10/17/98
< 100 yards passing: **93, Ill. St., 9/18/99**
600 total net yards: 692, Purdue, 10/3/98
500 total net yards: 586, Ohio State, 10/17/98
400 total net yards: 586, Ohio State, 10/17/98
300 total net yards: 309, Memphis, 9/19/98
< 200 total net yards: **191, Ill. St., 9/18/99**
60 or more points: 63, Oklahoma. (63-0), 9/20/86
50 or more points: 56, Purdue, 10/3/98
40 or more points: 45, Ohio State, 10/17/98
30 or more points: 45, Ohio State, 10/17/98
0 points: **ULM, (35-0), 9/11/99**
Missed PAT: Michigan, 10/26/96
Made two-point conversion: Cordell Mitchell pass from Kevin Thompson, Penn State, 10/10/98
Punt return for TD: Tim Dwight (44 yards), Iowa, 11/22/97

Kickoff return for TD: Aaron Stecker (100 yards), Wisconsin, 11/11/95

Intercept. rt. for TD: Central McClellion (60 yards), Ohio State, 10/17/98

Fumble return for TD: Micah Malone (55 yards), Houston, 9/27/97
Fumble rec. for TD: Richard Willock, Iowa, recovered fumble in end zone, 11/23/96

Safety: Michigan, Cockerham sacked in end zone, 10/31/98

Two players with 100 yards rushing: Northwestern, 10/15/94 (Dennis Lundy, 213 and Darnell Autry, 100)

1999 Performances in bold

G O L D E N G O P H E R F O O T B A L L

Game #1 • Minnesota vs. Ohio Sept. 4, 1999 • Metrodome (35,552)

SCOREBOARD	1	2	3	4	Final
Ohio	7	0	0	0	7
MINNESOTA	14	5	7	7	33

SCORING SUMMARY

- 1st Qtr.:* OU-11:36-Patterson 2 run (Kerr kick)
 UM-9:04-Cockerham 35 run (Nystrom kick)
 UM-5:39-Hamner 4 run (Nystrom kick)
- 2nd Qtr.:* UM-12:59-Safety, punt blocked out of end zone
 UM-2:35-Nystrom 49 FG
- 3rd Qtr.:* UM-8:21-Henderson 89 pass from Cockerham (Nystrom kick)
- 4th Qtr.:* UM-9:44-Cockerham 3 run (Nystrom kick)

	MINNESOTA	Ohio
First Downs	19	12
Rushing Yards	155	160
Passing Yards	246	50
Net Yards	401	210
Att/Comp/Int	28/17/0	15/5/1
Punts/Avg	6/43.0	9/38.6
Fumbles/Lost	3/1	3/3
Penalties/Yds	8/47	8/50

RUSHING

- UM: Thomas Hamner - 17/74, 1 TD
 OU: Jamel Patterson - 8/60, 1 TD

PASSING

- UM: Billy Cockerham - 23/14/0, 212 yards
 OU: Dan Jordan - 7/1/1, 15 yards
 Dontrell Jackson - 7/3/0, 25 yards

RECEIVING

- UM: Ron Johnson - 5/51; Luke Levenson - 4/38
 OU: Jason Caesar - 2/8

HIGHLIGHTS

The Golden Gophers opened their 1999 season with a 33-7 victory over Ohio University in front of 35,552 fans at the Metrodome. After Ohio scored on the game's opening drive, Minnesota scored 33 unanswered points to seal the win. Senior quarterback Billy Cockerham completed 14-of-23 pass attempts for a career-high 212 yards, which included a career-long 89-yard touchdown pass to junior Antoine Henderson in the third quarter. The pass play was the longest in school history since 1992, when Marquel Fleetwood connected with John Lewis on a 94-yard touchdown pass vs. Michigan. Cockerham also carried the ball 14 times for 59 yards and scored two touchdowns, including a 35-yard touchdown run. Senior Thomas Hamner finished the day as the leading rusher with 17 carries for 74 yards and a touchdown. On his first collegiate attempt, placekicker Dan Nystrom tied the school freshman record by splitting the uprights from 49 yards out. Sophomore Ron Johnson led all receivers with five catches for 51 yards, while senior Luke Levenson caught four passes for 38 yards. On the other side of the ball, senior Tyrone Carter led the team with 10 tackles, while sophomore free safety Delvin Jones collected nine tackles. Jones also blocked a punt that resulted in a safety and recovered a fumble that led to a touchdown. Junior Karon Riley had seven tackles, including three for a loss of 19 yards and two sacks.

Game #2 • Minnesota vs. UL Monroe Sept. 11, 1999 • Metrodome (38,137)

SCOREBOARD	1	2	3	4	Final
UL Monroe	0	0	0	0	0
MINNESOTA	7	21	0	7	35

SCORING SUMMARY

- 1st Qtr.:* UM-5:51-Hamner 8 run (Nystrom kick)
- 2nd Qtr.:* UM-14:57-Hamner 1 run (Nystrom kick)
 UM-12:32-Redmon 15 blocked punt return (Nystrom kick)
 UM-6:01-Middlebrooks 26 interception return (Nystrom kick)
- 3rd Qtr.:* No scoring
- 4th Qtr.:* UM-8:36-Hamner 6 run (Nystrom kick)

	MINNESOTA	UL Monroe
First Downs	17	9
Rushing Yards	239	70
Passing Yards	41	52
Net Yards	280	122
Att/Comp/Int	17/5/2	25/9/1
Punts/Avg	4/41.8	10/36.7
Fumbles/Lost	2/2	1/1
Penalties/Yds	7/73	4/47

RUSHING

- UM: Thomas Hamner - 33/174, 3 TDs
 OU: Mark Henderson - 8/33

PASSING

- UM: Billy Cockerham - 15/4/2, 36 yards
 OU: Andy Chance - 17/7/0, 33 yards

RECEIVING

- UM: Thomas Hamner - 1/12
 OU: Kevin Stevenson - 2/18

HIGHLIGHTS

The Golden Gophers improved their record to 2-0 with a 35-0 shutout of the University of Louisiana at Monroe at the Metrodome. Senior running back Thomas Hamner fueled Minnesota's attack with a career-high 174 yards on 33 carries (tied his career-high). Hamner also scored a career-high three touchdowns in the victory. Hamner was named Big Ten Co-Offensive Player of the Week for his efforts. In the second quarter, junior Trevis Graham blocked Jason White's punt, and it was scooped out of midair by freshman Tellis Redmon and returned 15 yards for a touchdown. Later in the quarter, sophomore Willie Middlebrooks picked off quarterback Ben Beach's pass and returned it 26 yards for a touchdown. The shutout was the first for the Golden Gophers since 1990, when Minnesota blanked Indiana 12-0. Senior strong safety Tyrone Carter led the defense with 13 tackles, 11 of which were solos. Carter also set a single-game school record with 110 yards on seven punt returns. The seven returns tied the single-game school record. The defensive unit collected seven sacks. Junior defensive end Karon Riley tied the single-game school record with three sacks for a loss of 16 yards. Overall, Minnesota held Louisiana-Monroe to 122 yards in total offense.

G O L D E N G O P H E R F O O T B A L L

Game #3 • Minnesota vs. Illinois State
Sept. 18, 1999 • Metrodome (33,726)

SCOREBOARD	1	2	3	4	Final
Illinois State	0	0	7	0	7
MINNESOTA	17	17	21	0	55

SCORING SUMMARY

- 1st Qtr.:* UM-12:49-Cockerham 56 run (Nystrom kick)
 UM-10:16-Hamner 2 run (Nystrom kick)
 UM-6:39-Nystrom 29 FG
- 2nd Qtr.:* UM-9:49-Johnson 3 pass from Cockerham (Nystrom kick)
 UM-6:16-Henderson 29 pass from Cockerham (Nystrom kick)
 UM--01-Nystrom 43 FG
- 3rd Qtr.:* UM-10:46-Cockerham 9 run (Nystrom kick)
 UM-9:16-Redmon 1 run (Nystrom kick)
 ISU-5:00-Glenn 5 run (Strader kick)
 UM-1:51-Mays 28 pass from Cockerham (Nystrom kick)
- 4th Qtr.:* No Scoring

	MINNESOTA	Illinois State
First Downs	22	9
Rushing Yards	287	98
Passing Yards	284	93
Net Yards	571	191
Att/Comp/Int	29/21/0	28/8/0
Punts/Avg	6/47.7	12/43.9
Fumbles/Lost	1/0	0/0
Penalties/Yds	9/88	10/56

RUSHING

UM: Billy Cockerham - 17/156, 2 TDs
 ISU: Walter James - 12/46

PASSING

UM: Billy Cockerham - 22/18/0, 218 yards, 2 TDs
 ISU: Kevin Glenn - 25/6/0, 88 yards

RECEIVING

UM: Luke Levenson - 6/86
 ISU: Cory Grow - 3/55

HIGHLIGHTS

Senior quarterback Billy Cockerham set career highs in both rushing and passing to lead the Golden Gophers to a 55-7 thumping of Illinois State. Cockerham completed 18-of-22 pass attempts for a career-high 218 yards and two touchdowns. He also carried the ball 17 times for a career-high 156 yards and two touchdowns. Cockerham scored on the first possession of the game, a career-high 56-yarder and the rout was on. He also connected with sophomore Ron Johnson on a three-yard touchdown pass and to junior Antoine Henderson on a 29-yard touchdown pass. In the third quarter, Cockerham scored again on a nine-yard run to put Minnesota up 41-0. Senior running back Thomas Hamner scored his fifth touchdown of the year with a two-yard run in the first quarter, and freshman Tellis Redmon scored on a one-yard touchdown run in the third quarter. Freshman placekicker Dan Nystrom connected on field goals from 29 and 43 yards out, respectively. The defense nearly completed its second shutout in a row, but Illinois State quarterback Kevin Glenn scored on a five-yard touchdown run late in the third quarter. The touchdown snapped an impressive streak of nine-plus quarters - 156 minutes, 36 seconds to be exact - of scoreless football for the Golden Gopher defense.

Game #4 • Minnesota at Northwestern
Oct. 2, 1999 • Ryan Field (24,439)

SCOREBOARD	1	2	3	4	Final
MINNESOTA	14	3	7	9	33
Northwestern	7	0	7	0	14

SCORING SUMMARY

- 1st Qtr.:* UM-10:52-Cockerham 2 run (Nystrom kick)
 UM-4:21-Hamner 7 run (Nystrom kick)
 NU-1:08-Johnson 49 pass from Kustok (Long kick)
- 2nd Qtr.:* UM-3:55-Nystrom 27 FG
- 3rd Qtr.:* NU-12:13-Kustok 11 run (Long kick)
 UM--07-Hamner 64 pass from Cockerham (Nystrom kick)
- 4th Qtr.:* UM-14:46-Levenson 16 run (Nystrom kick)
 UM-9:35-Team safety

	MINNESOTA	Northwestern
First Downs	18	14
Rushing Yards	220	95
Passing Yards	222	225
Net Yards	442	320
Att/Comp/Int	38/17/0	28/10/3
Punts/Avg	8/34.1	8/28.1
Fumbles/Lost	2/2	4/3
Penalties/Yds	11/78	5/31

RUSHING

UM: Thomas Hamner - 25/118, 1 TD
 NU: Damien Anderson - 20/48

PASSING

UM: Billy Cockerham - 38/17/0, 222 yards, 1 TD
 NU: Zak Kustok - 15/7/1, 173 yards, 1 TD

RECEIVING

UM: Luke Levenson - 7/68
 NU: Jay Tant - 3/42

HIGHLIGHTS

The Golden Gophers opened up their 1999 Big Ten season with a 33-14 victory over Northwestern at Ryan Field in Evanston, Ill. The victory marks the first time Minnesota has won a Big Ten road game since a 17-14 win over Wisconsin, Oct. 22, 1994. It's also the first time Minnesota has won a Big Ten road opener since a 19-7 win over Purdue, Oct. 6, 1990. Big plays on both sides of the ball told the story of the day. The defense tallied seven team sacks, a blocked punt which resulted in a safety and three interceptions, while the offense had a 63-yard reerse play and a 64-yard passing touchdown. Junior linebacker Ben Mezera led the sack attack with three sacks for a loss of 17 yards. Senior strong safety Tyrone Carter paced the defense with 13 tackles, while junior linebacker Sean Hoffman collected 12 tackles including a school record six for loss en route to earning Big Ten Defensive Player of the Week honors. Minnesota led the game 17-7 at halftime with touchdowns from Billy Cockerham and Thomas Hamner from two and seven yards out respectively. Northwestern scored early in the second half to bring the score to 17-14. After Northwestern missed a 39-yard field goal to even the score late in the third quarter, the Golden Gophers scored two touchdowns, including the career-high 64-yard touchdown reception by Hamner with seven seconds remaining in the third quarter. Minnesota also blocked their third punt of the season to score two points on a safety to seal the 33-14 win. Hamner finished the day with 118 yards on 25 carries, his 10th 100-yard rushing game of his career. Cockerham completed 17-of-38 pass attempts for a career-high 222 yards and one touchdown.

G O L D E N G O P H E R F O O T B A L L

**Last Year • Minnesota at Wisconsin
Nov. 7, 1998 • Camp Randall (78,767)**

SCOREBOARD	1	2	3	4	Final
MINNESOTA	0	7	0	0	7
Wisconsin	3	7	6	10	26

SCORING SUMMARY

1st Qtr.: UW-1:17-Davenport 35 FG
 2nd Qtr.: UW-6:28-Dayne 2 run (Davenport kick)
 UM-5:22-Leverson 53 pass from Cockerham
 (Bailey kick)
 3rd Qtr.: UW-10:04-Davenport 48 FG
 UW-6:55-Davenport 18 FG
 4th Qtr.: UW-14:57-Davenport 22 FG
 UW-7:16-Samuel 10 run (Davenport kick)

	MINNESOTA	Wisconsin
First Downs	14	16
Rushing Yards	28	165
Passing Yards	180	122
Net Yards	208	287
Att/Comp/Int	41/15/4	20/10/1
Punts/Avg	8/38.9	8/49.8
Fumbles/Lost	0/0	1/0
Penalties/Yds	5/30	6/73

RUSHING

UM: Thomas Hamner - 11/22
 UW: Ron Dayne - 35/133, 1 TD

PASSING

UM: Billy Cockerham - 29/13/4, 161 yards, 1 TD
 UW: Mike Samuel - 19/10/1, 122 yards

RECEIVING

UM: Ron Johnson - 9/100
 UW: Ahmad Merritt - 2/31

HIGHLIGHTS

Minnesota held Wisconsin running back Ron Dayne to 133 yards on 35 carries, an average of just 3.8 yards per carry, but the Badgers still came away with a hard-fought 26-7 win over the Golden Gophers in front of 78,767 at Camp Randall Stadium. The Badgers opened the scoring on a 35-yard field goal by Matt Davenport late in the first quarter. Midway through the second quarter, Dayne punched the ball in from two yards out to increase the Badger lead to 10-0. On the next drive, Minnesota quarterback Billy Cockerham connected with junior Luke Leverson on a sideline route for a 53-yard touchdown pass to cut the Badgers' lead to 10-7. Davenport connected on three field goals from 48, 18 and 22 yards out in the second half. With a little over seven minutes remaining, Wisconsin quarterback Mike Samuel ran the ball in from 10 yards out to close out the scoring. Minnesota freshman wide receiver Ron Johnson, who had a career-high nine receptions for 100 yards, upped his season total to 32 receptions to set a new U of M freshman record. Junior strong safety Tyrone Carter led the defensive attack with 16 tackles, which included 11 solos.

The Automated ScoreBook For Football
 Minnesota Overall Team Statistics (as of Oct 04, 1999)
 All games

TEAM STATISTICS	MN	OPP

SCORING.....	156	28
Points Per Game.....	39.0	7.0
FIRST DOWNS.....	76	44
Rushing.....	43	20
Passing.....	29	20
Penalty.....	4	4
RUSHING YARDAGE.....	901	423
Yards gained rushing.....	993	613
Yards lost rushing.....	92	190
Rushing Attempts.....	176	168
Average Per Rush.....	5.1	2.5
Average Per Game.....	225.3	105.8
TDs Rushing.....	13	3
PASSING YARDAGE.....	793	420
Att-Comp-Int.....	112-60-2	95-32-5
Average Per Pass.....	7.1	4.4
Average Per Catch.....	13.2	13.1
Average Per Game.....	198.3	105.0
TDs Passing.....	5	1
TOTAL OFFENSE.....	1694	843
Total Plays.....	288	263
Average Per Play.....	5.9	3.2
Average Per Game.....	423.5	210.8
KICKOFF RETURNS: #-YARDS.....	7-88	25-465
PUNT RETURNS: #-YARDS.....	26-384	11-64
INT RETURNS: #-YARDS.....	5-146	2-13
KICKOFF RETURN AVERAGE.....	12.6	18.6
PUNT RETURN AVERAGE.....	14.8	5.8
INT RETURN AVERAGE.....	29.2	6.5
FUMBLES-LOST.....	8-5	8-7
PENALTIES-YARDS.....	35-286	27-184
Average Per Game.....	71.5	46.0
PUNTS-YARDS.....	24-984	39-1478
Average Per Punt.....	41.0	37.9
Net punt average.....	38.3	28.1
TIME OF POSSESSION/GAME.....	28:37	31:23
3RD-DOWN CONVERSIONS.....	25/63	17/69
3rd-Down Pct.....	40%	25%
4TH-DOWN CONVERSIONS.....	5/6	2/6
4th-Down Pct.....	83%	33%
SACKS BY-YARDS.....	21-111	6-27
MISC YARDS.....	0	0
TOUCHDOWNS SCORED.....	20	4
FIELD GOALS-ATTEMPTS.....	4-7	0-2
PAT KICKS-ATTEMPTS.....	20-20	4-4
ATTENDANCE.....	107415	24439
Games/Avg Per Game.....	3/35805	1/24439

BY QUARTER	1st	2nd	3rd	4th	Total

Team.....	52	46	35	23	- 156
Opponents...	14	0	14	0	- 28

The Automated ScoreBook For Football
Minnesota Overall Individual Statistics (as of Oct 04, 1999)
All games

RUSHING	G	Att	Gain	Loss	Net	Avg	TD	Long	Avg/G
Hammer, Thomas	4	87	413	13	400	4.6	6	30	100.0
Cockerham, B.	4	44	287	45	242	5.5	5	56	60.5
Evans, Byron	3	15	124	1	123	8.2	0	54	41.0
Henderson, A.	4	3	80	0	80	26.7	0	63	20.0
Levenson, Luke	4	4	26	2	24	6.0	1	16	6.0
Redmon, Tellis	4	8	24	2	22	2.8	1	8	5.5
Fitzpatrick, R.	4	8	22	0	22	2.8	0	5	5.5
Persby, Andy	3	4	12	0	12	3.0	0	5	4.0
Bruce, Arland	4	1	5	0	5	5.0	0	5	1.3
Rindels, Ryan	4	1	0	12	-12	-12.0	0	0	-3.0
TM	2	1	0	17	-17	-17.0	0	0	-8.5
Total.....	4	176	993	92	901	5.1	13	63	225.3
Opponents.....	4	168	613	190	423	2.5	3	36	105.8

PASSING	G	Effic	Att-Cmp	Int	Pct	Yds	TD	Lng	Avg/G
Cockerham, B.	4	122.44	98-53-2		54.1	688	4	89	172.0
Persby, Andy	3	136.57	14-7-0		50.0	105	1	35	35.0
Total.....	4	124.21	112-60-2		53.6	793	5	89	198.3
Opponents.....	4	63.77	95-32-5		33.7	420	1	49	105.0

RECEIVING	G	No.	Yds	Avg	TD	Long	Avg/G
Levenson, Luke	4	18	198	11.0	0	35	49.5
Johnson, Ron	4	15	115	7.7	1	24	28.8
Hass, Alex	4	7	102	14.6	0	28	25.5
Hammer, Thomas	4	6	115	19.2	1	64	28.8
Bruce, Arland	4	4	32	8.0	0	13	8.0
Henderson, A.	4	3	127	42.3	2	89	31.8
Mays, Jermaine	4	2	35	17.5	1	28	8.8
Keller, Ryan	4	2	8	4.0	0	5	2.0
Rackley, Derek	4	1	44	44.0	0	44	11.0
Dettman, S.	4	1	10	10.0	0	10	2.5
Jones, Elvin	4	1	7	7.0	0	7	1.8
Total.....	4	60	793	13.2	5	89	198.3
Opponents.....	4	32	420	13.1	1	49	105.0

FIELD GOALS	FGM-FGA	Pct	01-19	20-29	30-39	40-49	50-99	Lg	Blk
Nystrom, Dan	4-7	57.1	0-0	2-2	0-1	2-4	0-0	49	1

FG SEQUENCE	Minnesota	OPPONENTS
Ohio University	(49),45	-
Louisiana-Monroe	-	41
Illinois State	(29),(43)	-
Northwestern	(27),32,43	39

Numbers in (parentheses) indicate field goal was made.

PUNT RETURNS	No.	Yds	Avg	TD	Long
Carter, Tyrone	19	270	14.2	0	27
Levenson, Luke	2	15	7.5	0	10
Redmon, Tellis	2	54	27.0	1	22
Graham, Trevis	1	14	14.0	0	.0
Jones, Delvin	1	19	19.0	0	0
Lehan, Mike	1	12	12.0	0	0
Total.....	26	384	14.8	1	27
Opponents.....	11	64	5.8	0	13

INTERCEPTIONS	No.	Yds	Avg	TD	Long
Brewer, Jack	2	-4	-2.0	0	0
Middlebrooks, W	1	26	26.0	1	26
Wyrick, Jimmy	1	54	54.0	0	54
Lehan, Mike	1	45	45.0	0	45
Total.....	5	146	29.2	1	54
Opponents.....	2	13	6.5	0	13

KICK RETURNS	No.	Yds	Avg	TD	Long
Carter, Tyrone	2	23	11.5	0	15
Vevea, Zach	1	0	0.0	0	0
Osei, Astein	1	0	0.0	0	0
Levenson, Luke	1	14	14.0	0	14
Henderson, A.	1	34	34.0	0	34
Redmon, Tellis	1	17	17.0	0	17
Total.....	7	88	12.6	0	34
Opponents.....	25	465	18.6	0	34

FUMBLE RETURNS	No.	Yds	Avg	TD	Long
Total.....	0	0	0.0	0	0
Opponents.....	0	0	0.0	0	0

PUNTING	No.	Yds	Avg	Long	TB	FC	120	Blkd
Rindels, Ryan	24	984	41.0	52	4	1	12	0
Total.....	24	984	41.0	52	4	1	12	0
Opponents.....	39	1478	37.9	60	0	4	6	3

The Automated ScoreBook For Football
 Minnesota Overall Individual Statistics (as of Oct 04, 1999)
 All games

TOTAL OFFENSE	G	Plays	Rush	Pass	Total	Avg/G	----- PATs -----										
							SCORING	TD	FGs	Kick	Rush	Rcv	Pass	DXP	Saf	Pts	
Cockerham, B.	4	142	242	688	930	232.5	Hamner, Thomas	7	0-0	0-0	0-0	0	0-0	0	0	-	42
Hamner, Thomas	4	87	400	0	400	100.0	Nystrom, Dan	0	4-7	20-20	0-0	0	0-0	0	0	-	32
Evans, Byron	3	15	123	0	123	41.0	Cockerham, B.	5	0-0	0-0	0-0	0	0-0	0	0	-	30
Persby, Andy	3	18	12	105	117	39.0	Redmon, Tellis	2	0-0	0-0	0-0	0	0-0	0	0	-	12
Henderson, A.	4	3	80	0	80	20.0	Henderson, A.	2	0-0	0-0	0-0	0	0-0	0	0	-	12
Leverson, Luke	4	4	24	0	24	6.0	Leverson, Luke	1	0-0	0-0	0-0	0	0-0	0	0	-	6
Redmon, Tellis	4	8	22	0	22	5.5	Mays, Jermaine	1	0-0	0-0	0-0	0	0-0	0	0	-	6
Fitzpatrick, R.	4	8	22	0	22	5.5	Middlebrooks, W	1	0-0	0-0	0-0	0	0-0	0	0	-	6
Bruce, Arland	4	1	5	0	5	1.3	Johnson, Ron	1	0-0	0-0	0-0	0	0-0	0	0	-	6
Rindels, Ryan	4	1	-12	0	-12	-3.0	TM	0	0-0	0-0	0-0	0	0-0	0	2	-	4
TM	2	1	-17	0	-17	-8.5	Total.....	20	4-7	20-20	0-0	0	0-0	0	2	-	156
Total.....	4	288	901	793	1694	423.5	Opponents.....	4	0-2	4-4	0-0	0	0-0	0	0	-	28
Opponents.....	4	263	423	420	843	210.8											

ALL PURPOSE	G	Rush	Rec	PR	KOR	IR	FR	Tot	Avg/G
Hamner, Thomas	4	400	115	0	0	0	0	515	128.8
Carter, Tyrone	4	0	0	270	23	3	0	296	74.0
Leverson, Luke	4	24	198	15	14	0	0	251	62.8
Cockerham, B.	4	242	0	0	0	0	0	242	60.5
Henderson, A.	4	80	127	0	34	0	0	241	60.3
Evans, Byron	3	123	0	0	0	0	0	123	41.0
Johnson, Ron	4	0	115	0	0	0	0	115	28.8
Hass, Alex	4	0	102	0	0	0	0	102	25.5
Redmon, Tellis	4	22	0	54	17	0	0	93	23.3
Lehan, Mike	4	0	0	12	0	45	0	57	14.3
Wyrick, Jimmy	4	0	0	0	0	54	0	54	13.5
Rackley, Derek	4	0	44	0	0	0	0	44	11.0
Bruce, Arland	4	5	32	0	0	0	0	37	9.3
Mays, Jermaine	4	0	35	0	0	0	0	35	8.8
Middlebrooks, W	3	0	0	0	0	26	0	26	8.7
Fitzpatrick, R.	4	22	0	0	0	0	0	22	5.5
Henry, Jimmy	4	0	0	0	0	22	0	22	5.5
Jones, Delvin	4	0	0	19	0	0	0	19	4.8
Graham, Trevis	4	0	0	14	0	0	0	14	3.5
Persby, Andy	3	12	0	0	0	0	0	12	4.0
Dettman, S.	4	0	10	0	0	0	0	10	2.5
Keller, Ryan	4	0	8	0	0	0	0	8	2.0
Jones, Elvin	4	0	7	0	0	0	0	7	1.8
Brewer, Jack	4	0	0	0	0	-4	0	-4	-1.0
Rindels, Ryan	4	-12	0	0	0	0	0	-12	-3.0
TM	2	-17	0	0	0	0	0	-17	-8.5
Total.....	4	901	793	384	88	146	0	2312	578.0
Opponents.....	4	423	420	64	465	13	0	1385	346.3

The Automated ScoreBook For Football
 Minnesota Overall Defensive Statistics (as of Oct 04, 1999)
 All games

DEFENSIVE LEADERS	GP	-----Tackles-----				-Sacks-		---Pass Def---			-Fumbles-		Blkd	
		UT	AT	Total	ForLoss	No-Yards	Int-Yds	BrUp	QBH	Rcv-Yds	FF	Kick	Saf	
22 Carter, Tyrone	4	34	8	42	3-7	1-2	0-3	1	.	1-0	1	.	.	
45 Hoffman, Sean	4	21	9	30	7-15	1-1	.	.	.	1-0	1	.	.	
21 Jones, Delvin	4	20	4	24	.	.	.	2	.	1-0	.	1	.	
93 Schlecht, John	4	16	6	22	8-35	3-18	.	1	1	2-0	1	.	.	
91 Riley, Karon	4	17	5	22	9-52	8-44	1	.	.	
97 Mezera, Ben	4	16	5	21	6-34	6-34	.	1	.	1-0	.	.	.	
2 Brewer, Jack	4	15	3	18	.	.	2--4	
38 Hall, Justin	4	11	6	17	2-5	1-1	1	.	.	
48 Osei, Astein	4	12	4	16	
92 Russ, Dyron	4	8	6	14	2-2	.	.	.	1	.	1	.	.	
30 Wyrick, Jimmy	4	9	3	12	.	.	1-54	2	.	1-0	.	.	.	
13 Graham, Trevis	4	9	3	12	1-2	.	.	1	.	.	.	1	.	
26 Griffin, C.	4	7	2	9	.	.	.	1	
42 Middlebrooks, W	3	7	1	8	.	.	1-26	4	
39 Lehan, Mike	4	7	.	7	.	.	1-45	1	.	.	.	1	.	
99 Anderle, Matt	4	4	3	7	1-11	1-11	
6 Henry, Jimmy	4	4	1	5	.	.	0-22	
52 Braaten, Luke	4	2	3	5	
20 Rodgers, Fred	4	4	.	4	
98 Cernoch, Mike	4	2	1	3	
96 Sykora, Dave	4	2	1	3	1-4	
50 White, Greg	4	3	.	3	1-2	
23 Bruce, Arland	4	2	.	2	
18 Rackley, Derek	4	2	.	2	
9 Poole, Curtese	2	1	1	2	1-2	
95 Michals, Jon	1	.	1	1	
25 Prigge, Brad	4	1	.	1	
26 Zochert, Blake	2	.	1	1	.	.	.	1	
70 Carey, Brian	1	1	.	1	
14 Gruening, P.	4	1	.	1	
TM TM	2	2	
Total.....	4	238	77	315	42-171	21-111	5-146	15	2	7-0	6	3	2	
Opponents.....	4	-	-	-	-	7-35	2-13	18	.	5-0	5	1	.	