

# Adolescent Sexual Health Report County Level Reports



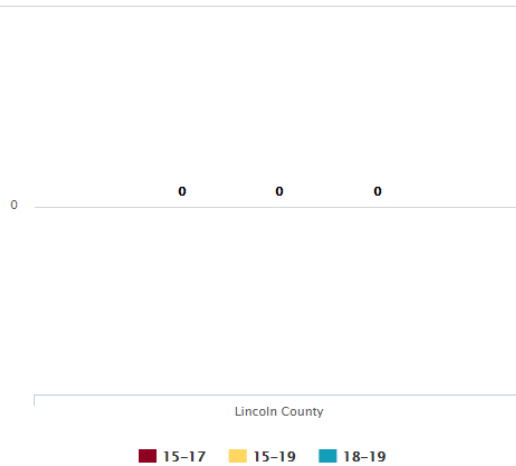
Please select your county from the drop down.

--Filter by Location  
Lincoln County

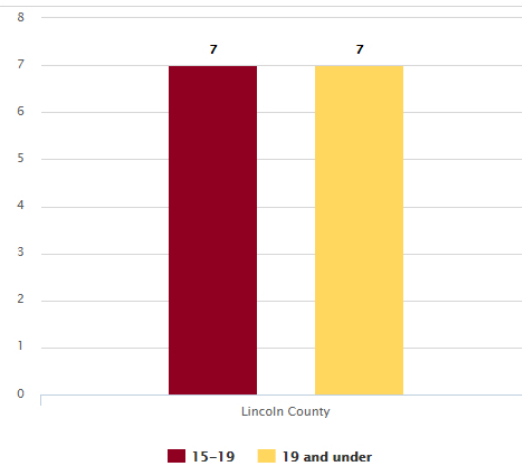
## Pregnancy and Birth

From 1990 to 2019, the birth rate among adolescents aged 15-19 in the United States dropped 73%, reaching a record low of 16.7 births per 1,000 (2). The decline in adolescent pregnancy over the past two decades is likely due to a combination of improved contraceptive use and delayed initiation of sexual activity (3). More recent declines have mainly been driven by increased use of highly effective contraceptive methods (IUDs and implants) and dual methods (4,5).

Birth Rate (2019)



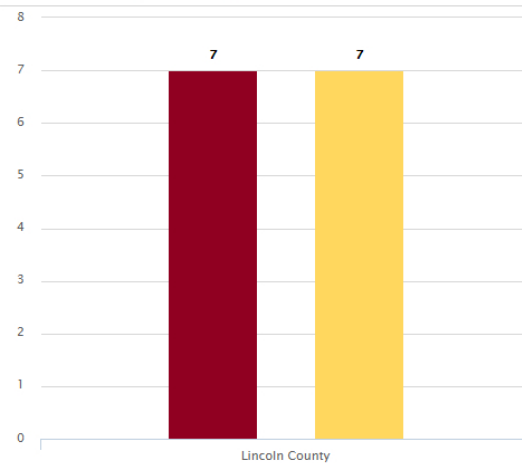
Number of Births (2017-2019)



Pregnancy Rate (2019)



Number of Pregnancies (2017-2019)



## Sexually Transmitted Infections (STIs)

Adolescents experience a disproportionately high rate of sexually transmitted infections. This is likely to due to a combination of biological, behavioral, and cultural factors, barriers to health services such as transportation, cost, concerns about confidentiality, and peer and media influences (12)

**Although they account for only 6.5% of the population in Minnesota, adolescents age 15-19 accounted for 25.2% of the chlamydia and 16.3% of the gonorrhea cases in Minnesota in 2020 (9,11).**

Chlamydia Rate per 100,000 population (2020)



Gonorrhea Rate per 100,000 population (2020)



No data is available for this selection.

No data is available for this selection.

## Prenatal Care and Low Birth Weight

Access to prenatal care and support from family members may be the most important factor for improving the birth outcomes for adolescent mothers (23).

Infants born at a low birth weight are more likely than infants born at a normal weight to die within the first year of life. There are many factors associated with giving birth to a low birth weight infant, such as maternal age, health, nutrition, access to prenatal care, education level and contact with alcohol, cigarette smoke and lead (24).

*Note: We define late or no prenatal care as mothers 15-19 who received no prenatal care or who only received prenatal care during the 3rd trimester.*

Percent Late or No Prenatal Care (2019)



Low Birth Weight (2019)



No data is available for this selection.

