MINNESOTA
Shade Tree Advocate
Speaking Out For Community Forests

VOL. 3, NO. 2 • SPRING 2000

Inside This Issue

Spring 2000

The Minnesota Shade Tree Advisory Committee's mission is to advance Minnesota's commitment to the health, care and future of all community forests.

Minnesota's Native Big Trees: Finding the Champs

GARY JOHNSON

The search is newly on for Minnesota's biggest trees, and everyone is invited to join the hunt. Many unreported giants are just waiting to be discovered!

Since 1962, the Minnesota Department of Natural Resources has worked to locate and identify the largest of the state's 52 native tree species. The program has had ups and downs through the years, but new revitalization is drawing excitement and participation. "Champion big trees" have been revisited and their measurements verified. Some are thriving and growing even larger; others have fallen due to a variety of causes, opening the way for new champions.

COURTESY MN DNR

Nomination rules have been tightened and measurement instructions clarified, making nomination easier. Champions are determined in coniferous and deciduous categories. A nominee for species championship is judged on three measurements: the circumference in inches four feet above the ground, its height in feet and one-quarter of its crown spread in feet. The total of the measurements is the point value awarded to that particular tree. The champion is the one with the most points. Three of Minnesota's state champions are also national champs: a jack pine in Kittson County (Lake Bronson); a white spruce in Koochiching County (Littlefork); and a red (Norway) pine in Clearwater County (Lake Itasca).

The public is told that local federal, state, county or city foresters, local nurseries and tree care companies can help them verify their tree's species and measurements. Of course all of us in these roles are encouraged to nominate trees, too.

You'll find details about the program, a list of current champions, specific measuring instructions and application information on the DNR website at www.dnr.state.mn.us/forestry/big_tree/about.html.

As you think about candidates for the Native Big Tree Registry, keep in mind that readers of the *Advocate* want to know about trees that generally attract your attention. Maybe it's a species far out of its normal range, a tree with intriguing unique structural form, a tree that has survived in spite of huge disadvantages or a tree with significant historical/cultural heritage. We love to swap tree stories . . . send us yours at the address on page 12! Better yet: send a photo, too!

PRESIDENT'S CORNER

Smart Growth

This new "buzz word" means different things to different people. To me it may mean continuing to grow in knowledge and staying smart professionally. To my wife it is having me watch my food intake so health and fitness is maintained or improved and not grow an annual increase in my dWH (diameter at waist height).

We who plan, plant and maintain (or lobby for) urban and community forests need to be smarter in regard to housing growth. Wetlands get saved or rebuilt elsewhere. Forests are cut for ease of development and/or site modification - while some trees are "preserved" for "wooded lots" only to die a lingering death from compaction or injury.

There is a better way! MN DNR developed a BMP ("best management practices"): "Conserving Wooded Areas in Developing Communities." This effort took several years to coordinate and had input and support from many partners. Information in the BMP covers the benefits of trees and how best to conserve them in subdivisions, as well as on a single lot basis. It can be a valuable tool also for those redeveloping land and seeking to save existing trees and forest.

Twenty years ago, the late Dr. David French was the advisor to a developer wanting to preserve "100-year-old oak trees" in a large single family subdivision. The developer respected Dr. French, listened carefully and acted to protect the trees during grading and home construction. Most of those oaks survive and continue to provide their benefits.

MnSTAC itself owes a large debt to Dr. French. In our early years he brought his knowledge to the table. He was held in high respect and this strengthened our ability to influence the Legislature to fund management of Dutch elm disease and oak wilt, as well as replanting.

As an advocate for trees you can help locally by making sure that local planners, developers, builders, excavators, etc. have copies and are using the Wooded Areas BMP. DNR has copies just waiting to be put to good use. Your actions can be a memorial to Dr. French—who always did his part in "speaking for the trees".

And plant a tree this Arbor Month—for the next generations!

—Glen Shirley

MnSTAC President Shirley lives in a "rurban" area (southern Dakota County). He is Bloomington's City Forester and an ISA Certified Arborist.

Remembering David French

COURTESY DEPT. OF PLANT PATHOLOGY, U OF MN

David French

Dr. David French was one of MnSTAC's founding members and a tireless advocate for trees. He died January 11, 2000, in St. Paul, Minnesota from complications of pneumonia. He is survived by his wife, Audrey, and two sons, Robert of Spokane, Washington and Jon of St. Paul, Minnesota.

David received his B.S. degree in 1943 from the University of Minnesota. He continued on at the University with graduate studies in the Departments of Plant Pathology and Forestry, earning his M.S. degree in 1949 and his Ph.D. in 1952. He started his career as an instructor in the Department of Plant Pathology in 1950, becoming a full professor in 1963. During his tenure as professor, he was an adjunct professor in the Department of Forest Resources, served 10 years as the associate director and superintendent of the University's Lake Itasca Forestry and Biological Station and was assistant head and head of the Department of Plant Pathology for 12 years. David retired as Professor Emeritus in 1992.

David French was world-renowned for his teaching and research in forest pathology and wood products pathology. His research in elucidating the biology and control of Dutch elm disease and oak wilt had tremendous impact in Minnesota and the nation. The successful control programs and guidelines he initiated are still being followed, allowing Minnesota communities to continue to enjoy millions of elm and oak trees. He is often referred to as the father of urban forestry in Minnesota. His other investigations on forest tree diseases and deterioration of wood products led to more than 200 publications in scientific journals. His pioneering efforts in these fields helped establish and develop forest pathology research in the United States.

David was also a skilled educator and taught more than 5000 undergraduate students over the years. He was especially successful as an advisor and mentor of graduate students. Seventeen former students are leaders in academic departments in as many universities and eight serve the U.S. or Canadian Forest Services.

As a tribute to Dave French's accomplishments, the Department of Plant Pathology at the University of Minnesota is establishing an Endowed Chair in Urban Tree Health to continue his legacy. Contributions to this fund can be made to the Development Office, Endowed Chair in Urban Tree Health, College of Agriculture, Food, and Environmental Sciences, 277 Coffey Hall, University of Minnesota, St. Paul, MN 55108.

FACT OR FALLACY:

"Containerized Trees are Fool-Proof Trees."

Dispel a Myth

Containerized trees and shrubs began to enter most midwestern garden centers in the 1960's, offering the potential for extending retail sales and landscape installations beyond the traditional spring and autumn seasons. They also "promised" that transplant shock would be all but eliminated, especially as compared to balled-in-burlap (B&B) or bare-rooted (BR), field-transplanted trees and shrubs. In the past four decades, growers have learned and relearned more about producing plants in containers. They've designed and modified the container sizes and shapes, and are now marketing more trees in containers than ever before. But have containerized trees proven to be the green industry panacea for all seasonal, transplant shock and plant health problems?

MYTH: "Containerized trees have 100% of their original root systems because they have been grown in containers all of their lives."

Unfortunately, this statement is not necessarily true. Some containerized trees are truly container-grown, from small seedlings or cuttings to landscape sizes, and do have almost all of their original roots in the containers. Some are field-grown, dug as bare-rooted trees and then potted up to be "finished-off." Some containerized trees may have been in those large containers for only 3-4 months before they are displayed in the retail nursery sales lot. They may have an adequate root system or they may not have much beyond those roots that were left on the trees when they were dug from the fields. And some trees and shrubs are field-potted, that is, dug from the nursery fields, potted with the same field soil and shipped to garden centers. So, containerized trees may or may not have a better root system than B&B or BR trees.

MYTH: "Containerized trees do not suffer transplant shock when planted in the landscape."

Most of the transplant shock (reduced health, characterized by small leaves, chronic wilting, stunted growth, etc.) associated with B&B and BR trees is due to root losses during the transplanting operations. Even if containerized trees have adequate root sys-

Please turn to page 4

GARY JOHNSON

Figure 1. Remove excess soil over the main lateral roots.

◆ ◆ ◆

Have containerized trees proven to be the green industry panacea for all seasonal, transplant shock and plant health problems?

◆ ◆ ◆

Containerized Trees, from page 3

tems for normal growth, they almost always suffer some sort of transplant shock as they leave the intensive-care environment of the nursery, where they have received optimum amounts of water and nutrients.

Most container "soils" are mixtures of materials that are optimum for root growth, holding the right amount of water but still well drained, and nutrient-rich. Many urban landscapes have compacted soils that are often poorly-drained and devoid of organic matter, and most landscapes are fully exposed to drying winds and full sun exposures. Unless the newly planted trees have been correctly planted, watered carefully every few days and the soil deficiencies were corrected before planting, these trees will also suffer transplant shock. Their roots were not removed during the transplanting operation, but they may die in the harsh environment of the typical urban landscape.

MYTH: "As opposed to B&B trees, containerized trees never have their first, main roots buried too deeply in the soil."

Containerized trees are just as vulnerable to having their primary roots buried too deeply in the soil "ball" as B&B trees, and they need to be inspected for excess soil over the roots before planting. Probe down through the top of the container soil level with a coat hanger wire until you can feel the main lateral roots at the point where they are attached to the stem (root collar flare) (Figure 1). It is not unusual to find four or more inches of soil over those roots in containers. To avoid future problems that develop when trees are planted too deep, remove that excess soil and make certain that your planting hole is not too deep. These roots should be at or just below (1/2 to 1 inch) the landscape soil or mulch levels when planting is completed. So, the depth of the planting hole should be the distance between the root collar flare and the bottom of the container soil "ball" and not necessarily the depth of the entire soil "ball" (Figure 2).

Containerized trees are convenient, less expensive than B&B trees, can be planted anytime the ground is not frozen and are usually easier to handle than B&B or BR trees. The production of trees in containers is a boon for the nursery and landscape industry, and they can be perfectly good trees. But they must be treated as any other tree: buy only those that you know have good root systems; understand that they need at least as much site preparation and care when planted in the typical landscape; and make certain that those first roots are at or near the soil surface when you finish the planting process. Your efforts will be rewarded with healthy, long-lived trees that are valuable additions to the landscape.

By Gary Johnson

GARY JOHNSON

Figure 2. Make sure the depth of the planting hole is not any deeper than the distance between the root collar flare and the bottom of the container soil "ball."

◆ ◆ ◆

Buckthorn Control



Common buckthorn leaf and twig tip

The insidious buckthorn has become a major invasion species in some parts of the state. Once established, it quickly takes over, often crowding out native vegetations, flowers and other trees. Glossy buckthorn has been a popular ornamental shrub, but recently it was declared a noxious weed by the Minnesota Department of Agriculture and so it will cease to be available at nurseries in 2001.

There are three buckthorn (Rhamnus) species found growing in Minnesota: dwarf alder; common or European buckthorn; and glossy (also called fen or alder) buckthorn.

Common or European is the most problematic buckthorn in the state. Readily invading woodland understories and field/prairie edges, it is both drought and shade tolerant. Birds feeding on its fruit rapidly spread it. It was introduced to North America during the early 1800's and a popular plant. Even though common buckthorn

Dwarf alder

Minnesota's Buckthorns

Of the three buckthorn species found growing in Minnesota, dwarf alder is native to Minnesota and the only one not considered invasive. Common (European) buckthorn is the most problematic of the species, a drought- and shade-tolerant invader of woodland understories and field/prairie edges.

But glossy buckthorn also has a bad reputation—aggresively invading wetlands and moist woodlands. This buckthorn species is a much more recent introduction and only now is beginning to show up in wetland communities. Glossy buckthorn is also the only one of the three with cultivars still available in the nursery trade. Cultivars noted are:

- 'Asplenifolia,' the fernleaf buckthorn;
- 'Columnaris' or columnar buckthorn, and
- 'Tallcole'—called tallhedge buckthorn.

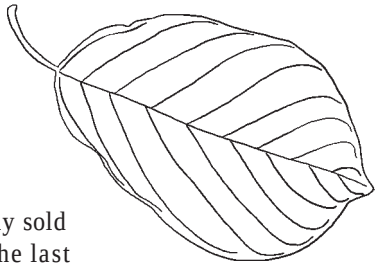

Glossy buckthorn

has not been commonly sold in the nursery trade the last few decades, older plantings have spread to terrestrial ecosystems.

Common buckthorn grows to a height of 20 feet with a spreading, irregular crown. The bark is rough gray/brown, similar in appearance to *Prunus* sp (cherries and plums). The 3/8-inch glossy black fruit is borne in dense clusters at twig axils. Leaves are elliptic, finely toothed, pointed and glossy dark green. Two strong diagnostic characteristics of buckthorn are the prolific berry clusters and leaves that stay dark green on the tree well into winter, long after natives have turned color and shed leaves.

Buckthorn management is labor intensive and effective control is difficult without some herbicide use. Control methods include one or more of the following: cut stump treatments, basal bark treatments, foliar treatments, fire, crown removal and mechanical removal. Best management practices have not yet been developed.

Cut stump treatments have used three herbicide products: Tordon RTU™, Garlon™ and Roundup™. These formulations are usually available only from farm/industrial chemical dealerships. The public can purchase all three products without a special license, but container size often prohibits their use in smaller applications.

Basal bark treatment is the application of a chemical to the lower bark of the tree. Garlon 4™ is preferred for this application.

Foliar treatments such as broadleaf herbicides labeled for woody brush control can be effective against buckthorn seedlings and stump sprouts. Careful survey for desirable species within a control area should be considered before application.

Fire is an effective tool for controlling woody plant species. Fires should be considered a suppression tool, though repeated burns may exhaust weak-rooted buckthorn resulting in mortality. It is most effective against seedlings and small saplings.

Crown removal without chemical treatment temporarily eliminates fruit production, however stumps will resprout profusely. If used in conjunction with fire, several growing seasons may be required for adequate fuel buildups to sustain a hot burn. Resprouting stumps can also be treated with foliar sprays in following seasons.

Mechanical removal is not practical on large areas. Where plants are sparse it can be the most expedient course of action. Larger trees can be readily dug, pulled and chopped out of the ground. Buckthorn does not readily resprout from underground roots. Buckthorn typically has thin wiry roots and in most woodland soils it pulls quite nicely up to 3/8" caliper.

Biological controls are not available for buckthorn at present.

Information and artwork for this article were taken from the MDA Pest Alert fact sheet *Buckthorn and its Control* by Peter M. Dziuk, Minnesota Department of Agriculture. For more information or the complete text of the Alert, contact the Minnesota Department of Agriculture at 651/296-3343.

Buckthorn management is labor intensive and effective control is difficult without some herbicide use.

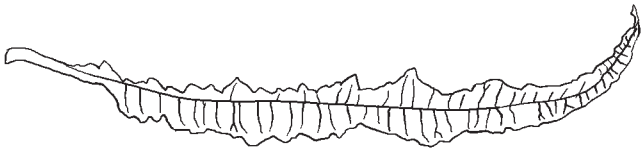

'Asplenifolia' cultivar of glossy buckthorn

Redwood Falls

Rivers, Parks and Prairies

Gently rolling hills and naturally wooded riverbanks lend interesting topography to the city of Redwood Falls. Situated about 100 miles southwest of the Twin Cities, 50 miles west of New Ulm and 55 miles south of Willmar, this scenic community of 5,000 plus citizens nestles along the banks of the Redwood and Minnesota Rivers, which meet near the north edge of the city. The Minnesota River Valley and the 220-acre Alexander Ramsey Park on the northwest edge of the city are popular attractions for locals and visitors alike. The rivers, however, bring their own challenges. The community has dealt with floods and their aftermaths for decades.

Park Superintendent and Forester was a new position when Mike Salmon came to Redwood Falls in 1979. A graduate of University of Wisconsin, Stevens Point, Mike's main job priorities were to manage, maintain and develop Alexander Ramsey Park. Originally a state park, the acreage had been purchased by the city in 1976. Although cut over and pastured early in the century, natural regeneration had been allowed since the 1930s. Numerous stands of elm, ash and basswood dotted the park. But 1979 and 1980 marked a peak time in Dutch elm disease, with losses of 300-400 elms a year. The entire first winter on the job, Mike worked with the city street department and public works staff to remove diseased elms in park picnic areas and reduce hazards to public safety. "There was no way we could control and remove all the diseased trees. Some were just too remote," Mike recalls.

Still, good progress was made in disease control and in promoting healthy reforestation. Microclimate differs throughout the park, and natural settings of hackberry, hard maple and hickory have joined ash and basswood as today's leading species.

Partnering for Trees

The value of partnering with state government and others in "speaking for the trees" is evident in Alexander Ramsey Park. During its state park status, state senators and governors supported the park, and LCMR grants provided funding for improvements. Local state senator Audrey Dirlam in particular continued to champion the park's needs. In the 20-plus years the city has owned the park, they have become successful at applying for and securing grants to fund improvements.

Mike's supervision includes not only tree care, but all aspects of multi-use development and operation including trails, campgrounds, shelters, native vegetation areas, birdwatching spots, fishing and canoeing facilities, seven pedestrian bridges across the Redwood River and Ramsey Creek and even a small hoofed animal zoo. Special challenges are always present because the park is a decided break from flat terrain, dropping down into its own wooded microclimate in a flood plain.

The urban forest in the city itself includes boulevard trees and eight neighborhood parks. Away from the river valleys, the area surrounding Redwood Falls is flat, open agricultural land. The conditions are hard on trees. Hot, dry summers, subzero winters with 60- or even 100-degree-below-zero wind chills, sunscald, ice damage and unrelenting prairie winds take their toll and often discourage replanting. Mike and his staff work to get information to citizens about species selection, planting and care techniques for better successes on their own property.

From a city standpoint, Mike would like to improve the general quality of the urban forest, focus on greenways and be more active in formal planting. A current opportunity is to enhance plantings in the community center/ice arena area.

Redwood Falls has three full-time park employees, but as in many smaller cities, public works and street personnel cross over to help one another with special and seasonal needs.

To better coordinate tree care and maintenance, Mike also works with public utilities and others who are involved with trees in the community.

Mike Salmon is always looking for native or exotic species that might grow successfully in the Redwood Falls area. Can you offer alternative species ideas? He can be reached at 507/637-5755.

Partnerships in Habitat Enhancement: Planning, Doing and Learning

by Meredith Cornett

The lessons of past experiences are best captured through the monitoring process.

With winter behind us, most of us are busy looking toward spring projects. Careful planning of spring projects is critical to their success, but a key step is often overlooked: learning from past experience. This learning opportunity is especially important in habitat enhancement projects.

Habitat restoration and enhancement is a long-term endeavor, requiring patience and persistence. There are no cookbook approaches to habitat restoration. As a field, ecological restoration is extremely young. While great progress has been made in the last few decades, habitats (or ecosystems) are incredibly complex. Activities such as prescribed burns and invasive-exotic removal are becoming broadly accepted, but restoration strategies must be developed and adapted on a site-by-site basis. We often learn as we go. But how can we best capture what we learn from our experiences, and then share this knowledge with others?

To explore the question in the context of a local grant program, the Minnesota Department of Natural Resources (DNR) took a closer look at some of the habitat restoration and enhancement projects funded through the Conservation Partners Program. A cost-share program funded by the Minnesota Environment and Natural Resource Trust Fund, the Conservation Partners Program aims to improve habitats for fish, wildlife and native plants.

Monitoring gives us the opportunity to learn from past experience. It implies a more formal process than relying on memory or on a gut feeling about how well a particular technique has worked.

Over the summer of 1999, the DNR used monitoring as a learning opportunity in a new phase of its habitat enhancement partnerships with local governments, private organizations and school districts. The goals were to find out what types of habitat enhancement projects are working best; to share information about successful strategies with others doing restoration work; and to determine whether more technical assistance is needed.

Initially, a pool of grant recipients was interviewed from the 1996 round of Conservation Partners projects. Jean Leporati, project intern, visited their sites. The variety, creativity and dedication of the DNR's partners were inspiring. Jean visited 18 sites, representing approximately 175 acres of restoration and enhancement projects in the Metro Region. The focus of the monitoring was on upland habitats including prairies, savannas and woodlands. Vegetation surveys were conducted in adjacent restored and unrestored areas.

What did we learn? Overall, Conservation Partners projects seem to be significantly enhancing plant and wildlife habitat. The program has been well received. Many grant recipients reported they could not have begun their projects had it not been for the funding. The vegetation data from this past summer is currently being analyzed. Some preliminary trends and recommendations have been identified for each of the habitat types visited.

Prairies

Although prairie restorations are gaining popularity and acceptance, some major challenges with public aesthetic perceptions were encountered during the monitoring. It can take several years to establish a prairie restoration. They require diligent maintenance and care during the early stages. Excellent communication among the partners and neighbors is critical to project success. At highly visible sites, projects seem to be

better accepted if they have flowering plants early on. Starting with some plugs of prairie wildflowers, even on seeded sites, can help visitors enjoy the prairie while still in its scruffy stage.

Monitoring indicated that prairie projects have generally only used a handful of species. The species do not always match the site conditions, which may reduce chances of survival. Several different types of prairies are native to the Metro area, ranging from wet to mesic to several subtypes of dry prairie. Evaluating the type of prairie most appropriate to the site and using the full palette of species that live there can enhance success.

Savannas

Savanna restorations were less common overall than prairie restorations in the 1996 grant round. Savannas are considered to be "trees plus prairie." Although they have many grass and wildflower species in common with prairies, savannas have their own special combinations of sun- and shade-loving species. A preliminary look at the monitoring data suggests that ground layer composition will need to be adjusted over time to meet project goals of many savanna restorations.

Forests

Forest restorations fell into two main varieties: enhancing existing forest remnants and building forests from the ground up. As with prairies and savannas, it is important to define the target habitat during the planning phase (e.g., mesic oak forest, maple-basswood forest, lowland hardwood forest, etc.).

Several buckthorn removal projects were examined. Since buckthorn often resprouts vigorously, the battle at many sites is likely to continue for a while. At most sites, buckthorn removal from heavily infested areas did not result in the return of native understory plants. These plants may have to be reintroduced over time to enhance species diversity and reduce vulnerability to reinvasion by aggressive non-native plants.

Maintaining a long-term view is especially important for forest restoration. If starting from an agricultural field, for example, it may take over a century to determine whether the target community of mature maple-basswood forest is being met. For highly-altered sites, immediately planting late-successional species, such as sugar maple, may not be an option. Mimicking succession by starting with early to mid- successional species such as elm, green ash and oak may create a more hospitable environment for underplanting with maple in the future. Projects using this approach seem to be on the right track, but monitoring stocking levels and species composition over time will confirm this trend. Monitoring will also help identify appropriate times for thinning, underplanting and other maintenance.

Monitoring and Restoration

The effectiveness of any adaptive management process is only as good as its monitoring component. For this information to be truly meaningful, sites must be revisited regularly over time, trends carefully documented and findings shared.

If you are considering a restoration project in your community but don't know where to start, or if the project is underway but you have questions or concerns, the DNR can provide technical assistance and advice.

At this time, Conservation Partners is accepting proposals from the Metro Region. Call Teresa Thews at 651/772-7952 to request an application.

Meredith Cornett is a Community Forest Ecologist with the Minnesota Department of Natural Resources. She can be reached at 651/772-7574.

Photos, clockwise, from left: prairie flowers and grasses; bur oak savanna; mixed conifer/hardwood forest. Photos courtesy of Gary Johnson.

Habitat restoration is a long-term endeavor, requiring patience and persistence.

About MnSTAC

The Minnesota Shade Tree Advisory Committee (MnSTAC) was established in 1974 by a group of concerned citizens to address the health and well being of community forests. MnSTAC is recognized throughout Minnesota and the country for its expertise, advice, coordination and support for community trees. It is an organization of diverse individuals who represent a broad spectrum of tree-related interests. It fosters and supports local community tree programs across the state so healthy community forests are fully integrated into community development, infrastructure, education and management.

Regional MnSTAC Committees

Southeast STAC

Chair: Henry Sorensen
651/388-3625 or 651/385-3674
Sec./Treas.: Katie Himanga, Heartwood Forestry, Lake City
651/345-4976

Headwaters-Agassiz STAC (HASTAC)

Chair: John Johnson
City Forester, City of Thief River Falls 218/681-1835
Sec./Treas.: Jeff Edmonds
DNR Forestry, Bemidji 218/755-2891

West Central STAC

Chair: Bob Fogel
Director of Parks, City of Moorhead 218/299-5340
Sec./Treas.: Dave Johnson
DNR Forestry, Detroit Lakes 218/847-1596

Northeast STAC

Chair: Kelly Morris
City Forester, City of Grand Rapids 218/326-7600
Secretary/Treasurer/Technical Advisor: Dan Jordan
IRRR–Mineland Reclamation 218/254-3369
Coordinator: Kathleen Preece
Minnesota BetterFORESTS magazine 218/326-0403
e-mail kathleen@uslink.net.

MnSTAC Awards

Choosing between the worthwhile projects that advance our community forests is always difficult. Here are the committee's awards for the top projects from 1999, from among the many you've recommended. Thanks to these, and to all others, for their tremendous efforts!

Outstanding Youth Project Award

Michael Duffy, Boy Scout Troop 473, Dan Patch District, Viking Council
In recognition of his Eagle Scout project of native plant habitat restoration for migratory and nesting song birds, Pickfair Pond, Bloomington.

Outstanding Arbor Day Award

Northview Elementary School, Eagan
In recognition of students, staff volunteers planting 250 trees, shrubs and wildflowers in Northview's Environmental Garden.

Special Merit Award

The Crown Jewel Foundation
In recognition of the KEEY Program (Kids, Education, Environment, You).

Outstanding Partnership Award

Dakota Electric Association and Tree Trust
In recognition of the sponsorship of Tree Trust's school outdoor learning program assisting 2500 students in four schools in design, curriculum integration, ceremony and tree planting.

Outstanding Community Forestry Maintenance Award

City of Alexandria Parks Department
In recognition of community tree population stewardship and sustainability.

Distinguished Service Award

David Sundmark, City of Saint Paul Forestry
In recognition of the development of the forestry education programs in the City of Saint Paul.

Lifetime Achievement Award

Dr. David French
In recognition of his lifetime of contributions to urban forestry including being a professor of forest pathology at the University of Minnesota, publishing nearly 300 papers, most of them on forest pathology subjects, co-founding The American Chestnut Foundation, providing expertise on oak wilt, Dutch elm disease, dwarf mistletoe and fungi which cause decay in forest products, and guiding and educating citizens and citizen groups in their efforts to preserve urban and community forests.

Tree Potpourri

URBAN AND COMMUNITY FORESTRY CALENDAR

Events/Conferences

June 11-13—**Ecology of Urban Soils: Designing and Managing Soils for the Living Landscape,** Radisson Hotel, St. Paul.
■ ***See page 12 for details.***

July 12-14—**Small Community Forestry Conference,** Dickinson, ND. Contact Jackson Bird, NDFS, 701/328-9944.

Aug. 3-4—**Vegetation Management Association of Minnesota Annual Conference,** Holiday Inn, New Ulm. Contact Judy Christensen, 612/470-0993.

Aug. 6-9—**ISA Annual Convention,** Baltimore, MD. Contact 217/355-9411.

Sept. 9-12—**Grassroots 2000 Summit,** Lied Conference Center, Nebraska City, NE. Contact Don Mueller, 651/772-6148.

Sept. 28-30—**Community Forest at Its Best: Tree City USA National Conference,** Nebraska City, NE. Contact NADF, 402/474-5655.

Oct. 1-4—**Society of Municipal Arborists Annual Conference—"Great Lakes: Great Trees,"** Lansing, MI. Contact Bob Cool, 517/349-0999.

New Publications

For Extension publications, contact the University of Minnesota Extension Service Distribution Center, 20 Coffey Hall, 1420 Eckles Ave., St. Paul, MN 55108-6069; 800/876-8636. Refer to publication number when ordering.

ANSI A300 Tree Fertilization Standards. Contact ISA at 888/472-8733.

The Big Woods Heritage Forest pamphlet. Contact MN DNR Forestry at 651/772-7925.

Conserving Wooded Areas in Developing Communities: Best Management Practices in Minnesota. Contact MN DNR Forestry at 651/772-7925.

A Practitioner's Guide to Stem Girdling Roots of Trees. Gary R. Johnson and Richard J. Hauer, 2000. BU-7501. $6. University of Minnesota Extension Service.

Protecting Trees from Construction Damage: A Homeowner's Guide. Gary R. Johnson. Major revision of the original by Miller, Rathke and Johnson. FO-6135 1999 revision. University of Minnesota Extension Service.

Storm Damage to Landscape Trees: Prediction, Prevention, Treatment. Gary R. Johnson and Ben Johnson, 1999. FO-7415. University of Minnesota Extension Service.

Tough Trees and Shrubs for Tough Sites. G. R. Johnson, M. Zins, and M. Shippee, 2000. FO-7502. $1. University of Minnesota Extension Service.

Tree City USA (Video, 7 min, 45 sec.). Contact National Arbor Day Foundation, 402/474-5655.

Internet

- Hazard Tree Web Page, USDA Forest Service, State and Private Forestry St. Paul Field Office: willow.ncfes.umn.edu/Hazard/hazard.htm
- International Society of Arboriculture: www.ag.uiuc.edu/~isa
- Livable Communities: www.livablecommunities.gov
- Minnesota Department of Natural Resources: www.dnr.state.mn.us
- MnSTAC: www.cnr.umn.edu/FR/extension/MNSTAC/MNSTACindex.htm
- National Arbor Day Foundation: www.arborday.org
- National Tree Trust: www.nationaltreetrust.org
- National Urban and Community Forest Advisory Council: www.treelink.org/connect/orgs/nucfac/index.htm
- The Simple Act of Planting a Tree: www.treelink.org/simpleact/index.htm
- Tree Climbers Discussion Group: spectre.ag.uiuc.edu/archives/isa/treeclimbers
- Tree Climbing: www.treeclimbing.com
- Tree Link: www.treelink.org
- Tree Trust: willow.ncfes.umn.edu/treetrust/ttrust2.htm
- University of Minnesota Forest Resources Extension: http://www.cnr.umn.edu/FR/extension/pages

Dear Tree Advocate,

We want to hear from you! What are your thoughts about the *Advocate* newsletter?

What would you like to see articles on?

Please check if appropriate:

❑ I want more information about joining the Minnesota Shade Tree Advisory Committee (MnSTAC).

❑ I do not wish to receive the *Minnesota Shade Tree Advocate.* Please remove me from your mailing list.

Mail to: Jan Hoppe
Minnesota Shade Tree Advocate
115 Green Hall, 1530 Cleveland Ave. N.
St. Paul, MN 55108

Name/Organization

Address

Phone Number

Minnesota Shade Tree Advocate

A quarterly newsletter published by the Minnesota Shade Tree Advisory Committee.

Managing Editorial Group: MnSTAC Education Committee (Cindy Ash, Rich Hauer, Gary Johnson, Janet Larson, Don Mueller, Jeff Rick, Gail Steinman)

Editor-in-Chief: Jan Hoppe

Design: Jim Kiehne

This publication was produced with the support of the U.S.D.A. Forest Service, Northeastern Area; State and Private Forestry.

Address inquiries to:

Jan Hoppe
Minnesota Shade Tree Advocate
115 Green Hall
1530 Cleveland Ave. N.
St. Paul, MN 55108

Printed on recycled

The Ecology of Urban Soils: Designing and Managing Soils for the Living Landscape

June 11-13, 2000, St. Paul, MN

This national conference is for professionals working in the planning, design, construction and/or maintenance of urban infrastructure and outdoor areas. Join your colleagues including engineers, architects, designers, contractors, developers, builders, city planners, arborists, foresters, consultants, scientists and educators to hear the latest information on working with disturbed and designed soils in an urban setting.

Here's a partial list of what's being presented. Visit www.scisoc.org/opae/shortcourse/ for additional details including a list of the well-respected speakers and their abstracts.

- A National Perspective on Soil Health: Why it is important
- Functional Biology of Plant Root Systems
- Basic Properties and Comparative Characteristics of Natural and Urban Soils
- Microbial Indicators of Soil Health
- Urban Ecosystem Health: Re-establishing Buffering and Feedbacks
- Biological Perspectives and Solutions to Soil Compaction
- Restoring a Sustainable Relationship with the Land: The Ecology and Culture of Water
- Urban Soils: A City Planner's Perspective
- Structural Soils: Or How to Grow Trees in Concrete
- Experiences with Compost as an Organic Amendment
- Using Designed Soils in the Development of Large Scale Landscapes
- Soil Drainage and Aeration
- Inorganic Amendments
- Wetland Soils and Wetland Reconstruction
- Mycorrhizae in Urban Soils
- Cutting Edge Concepts for Evaluating Soils for Contamination in Urban Environments
- Geomaterials: Engineering Alternative to Concrete

A post-conference field tour June 14th includes interesting sites in the Twin Cities metropolitan area. A half-day walking tour of downtown St. Paul sites is included during the regular conference. For more information visit the website or contact Cindy Ash at 651/454-7250 (cash@scisoc.org).

Minnesota Shade Tree Advocate
115 Green Hall
1530 Cleveland Ave. N.
St. Paul, MN 55108

RETURN SERVICE REQUESTED

Bulk Rate
U.S. Postage
PAID
Permit No. 171
St. Paul, MN