

HORTICULTURE NO. 38-1974

COPY 2

R. E. WIDMER

UNIVERSITY OF MINNESOTA
 DOUGLAS
 FEB 18 1974
 ST. PAUL GARDEN LIBRARY

Garden Chrysanthemums

Planting Time — Plant chrysanthemums in spring after all danger of killing frosts has passed. Use either small plants derived from rooted cuttings, divisions, or rooted suckers of old plants. Larger plants in various stages of development may be planted anytime during the summer or early fall.

Soil, Site, and Fertilizer — Garden chrysanthemums grow best in a well-drained loam soil and in full sun. Plants grown in semishady locations tend to grow taller, have weaker stems, and bloom later in the fall. Incorporate peat moss, compost, or well-rotted barnyard manure and superphosphate (3 to 5 pounds per 100 square feet) into the soil. If you use peat moss or do not add organic matter, use a commercial fertilizer such as 5-10-5 or a 10-10-10 formula in the spring, according to package directions. Sidedressing plants with a complete fertilizer in early August, especially in years of abundant rainfall or irrigation, also is recommended. If the fertilizer applied in the spring is a slowly available type (meaning released as the plant needs it), such as coated or organic fertilizer, the second application may not be necessary.

Cultivar Selection — Select cultivars that will bloom before the end of September. Later blooming cultivars will fail to bloom before damaging or killing frosts in most years.

Spacing and Pinching — Space plants 18-24 inches apart, depending on the mature size of the cultivar. When plants are about 6 inches tall, pinch out the tip to induce branching and produce stockier plants. Pinch lateral branches when they have grown 6 inches. Pinching after July 4 delays flowering.

Watering — Do not let plants suffer from lack of water. One good watering or rain per week, the equivalent of 1 inch of water, usually is adequate.

Insect and Disease Control — Spraying or dusting with an all-purpose insecticide-fungicide mixture twice a month in June through September is recommended.

Late Flowering — Possible causes include:

Wrong cultivar selection

Insufficient sun (shaded)

Insufficient fertilizer

Insufficient water

Late pinching

Root competition from nearby trees and shrubs (injurious to most plants).

Unusually hot weather (especially nights) in August. Cultivars vary in response.

Unusually cold weather in late August and September.

Insect, disease injury.

Overwintering — To be reasonably certain of carrying plants over the winter, use one of the following methods:

■ Dig plants in the fall and plant them in pots, flats, or similar containers. Keep them in a cold cellar over the winter at a temperature of 33° to 38°F. Plants kept in this manner need no care except occasional watering.

■ Dig plants in the fall and plant them in a cold frame in a protected location. After freezing weather (November), mulch heavily with leaves, hay, or straw; then cover frame with sash, boards, or plastic film, and cover all with 6 or more inches of mulch.

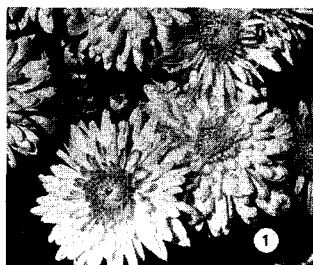
■ In late fall, remove some rooted suckers from around the base of the plant. Put them in small pots and carry them through the winter as house plants. Pinch off tips when shoots are 6 inches long. Instead of pinching, you may wish to take 3-inch cuttings when the shoots are 6 or more inches long.

■ Although no cultivars are consistently hardy under Minnesota winter conditions, parts of plants frequently survive the winter. Divide such overwintered plants if four or more growing points are present.

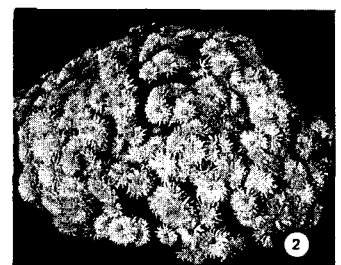
Dividing — If the entire clump survives the winter, it is preferable to divide it into small clumps with 2 to 3 growing points.

SPRING POT PLANTS

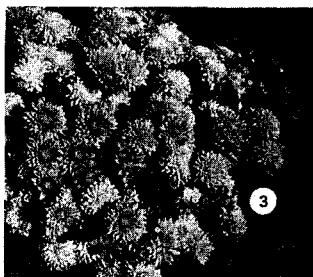
Attractive blooming plants grown in small pots are available in the spring. After flowers on such plants fade, the plants should be cut back to 3 or 4 inches from the ground and planted in the garden for fall flowering.




1. Sunnyglow, decorative



2. Minnyellow, cushion



3. Zonta, pompon



4. Lindy, quilled

Popular University of Minnesota Chrysanthemum Varieties

Variety*	Flower color	Description	Plant height**	Time of bloom*** (Twin Cities Area)
Cream Top	White, yellow centers	3" decorative, frost resistant	Tall	Midseason
Dr. Longley	Bright rose pink	3" flat, decorative	Medium	Early to midseason
Glacier	White	3" decorative	Medium	Early
Golden Fantasy	Golden yellow	2" feathered, decorative	Medium	Midseason
Golden Jubilee	Deep gold	3" decorative	Medium	Early
Goldstrike	Golden yellow	2" pompon	Medium	Early
Lindy	Lavender pink	4½" quilled incurve	Tall	Midseason
Minn-Autumn	Reddish bronze	2½" formal decorative	Low	Midseason
Minnglow	Light lemon yellow	2¼" decorative	Low	Midseason
Minnpink	Rose pink	1½" flat decorative	Low	Early
Minnrose	Deep rose pink	1½" pompon	Low	Midseason
Minnruby	Ruby red	2¼" decorative	Low	Midseason
Minnwhite	White	2" decorative	Low	Early
Minnyellow	Rich lemon yellow	2" decorative	Low	Late
Princess	Old rose and gold	2" semi-carnation	Medium	Early
Royal Pomp	Bright purple	2" pompon-spicy fragrance	Medium	Midseason
Sunny Glow	Orange gold	2½" decorative	Tall	Early
Superior	Bronze orange	3" decorative	Tall	Midseason
Tenstrike	Bright lavender	1½" pompon	Medium	Early
Vulcan	Dark red	2½" flat decorative	Medium	Early
Wayzata	Bright yellow	3" flat, decorative	Tall	Early
Wendy Ann	Fawn yellow	4" semi-spoon	Medium	Early
Yellow Glow	Rich yellow	2¼" decorative	Tall	Midseason
Zonta	Apricot bronze	2½" pompon	Medium	Midseason

*Names beginning with Minn indicate cushion habit of growth.

**Low: up to 12 inches; medium: 12-18 inches; tall: over 18 inches. These measurements refer to first-year plants properly spaced and grown in full sun.

***Early: starts blooming before September 1; midseason: September 1-15; late: September 15 on.

Issued in furtherance of cooperative extension work in agriculture and home economics, acts of May 8 and June 30, 1914, in cooperation with the U. S. Department of Agriculture. Roland H. Abraham, Director of Agricultural Extension Service, University of Minnesota, St. Paul, Minnesota 55101. We offer our programs and facilities to all people without regard to race, creed, color, sex, or national origin.