






-  Outcrop
-  Passive seismic
-  CWI, Bedrock
-  CWI, Quaternary
-  Quaternary data locations



1:250,000

