



# Board of Regents Special Meeting

June 2015

June 24, 2015

11:00 a.m. - 12:00 p.m.

Boardroom, McNamara Alumni Center

## BOR - JUN 2015 - Special Meeting

### 1. President's Recommended FY 2016 Annual Operating Budget - Action

Docket Item Summary - Page 3

Resolution - Page 6

Budget Document - Page 7

### 2. President's Recommended FY 2016 Annual Capital Improvement Budget - Action

Docket Item Summary - Page 82

Resolution - Page 83

Project Funding Report - Page 84

Project Narratives - Page 92



# BOARD OF REGENTS DOCKET ITEM SUMMARY

**Board of Regents**

**June 24 , 2015**

**Agenda Item:** President's Recommended FY 2016 Annual Operating Budget

- Review                     
  Review + Action                     
  Action                     
  Discussion
- This is a report required by Board policy.*

**Presenters:** President Eric W. Kaler  
Vice President/CFO Richard Pfitzenreuter

**Purpose & Key Points**

This agenda item presents the President’s Recommended FY 2016 Annual Operating Budget to the Board of Regents for action. No changes have been made to the FY16 Operating Budget presented to the Board for review on June 12.

The Budget Plan includes an overview of a variety of specific financial issues, including information on academic and operating investments, compensation plans, unit and institutional revenue adjustments, tuition rates, and related fees.

During the 2015 legislative session, the University received an increase in state appropriation for the first of the biennium (FY16) and same level funding for the second year of the biennium (FY17). The table below outlines the University’s 2016-17 biennial budget general fund appropriations (appropriations from the Health Care Access fund and the Cigarette Tax have been excluded).

University of Minnesota  
2016-2017 Biennial Appropriations (\$ in Thousands)

	<u>FY2016</u>	<u>FY2017</u>	<u>Biennium</u>
Beginning Biennial Base Level Appropriation	\$598,949	\$598,949	\$1,197,898
S.F. 5 State Funding Level	<u>\$625,549</u>	<u>\$625,549</u>	<u>\$1,251,098</u>
Change from Beginning Biennial Base Level	\$26,600	\$26,600	\$53,200
Change from Prior Year	\$26,600	\$0	
% Increase from Prior Year	4.4%	0%	
% Increase from Biennial Base Level Funding			4.4%

Incorporating the FY16 appropriations above, the budget framework for FY16 recommended by the President (primarily for state appropriation and tuition funds) is as follows:

University of Minnesota  
FY16 Budget Framework – Incremental Changes

Incremental Resources:

Increased State Appropriations	\$26,600,000
Tuition Revenue Increase	\$15,100,000
Unit Resources	<u>\$36,800,000</u>
Total Incremental Resources	\$78,500,000

Incremental Expenditures:

Compensation	\$23,000,000
Student Financial Aid	\$750,000
Academic Initiatives	\$48,550,000
Mission Support & Operations	<u>\$6,100,000</u>
Total Incremental Expenditures	\$78,400,000

Balance	\$100,000
---------	-----------

The recommended FY16 budget reflects President Kaler’s core commitments for the University: sustaining an accessible, excellent and affordable undergraduate education, investing in key academic priorities aligned with the strategic vision to solve the grand challenges of a diverse and changing world, and reducing administrative costs. Specific budget decisions and priorities are being recommended to advance the University in each of these areas as follows:

- Applying a significant portion of the increased state appropriation (78%) to hold down increases in resident tuition rates for FY16
- Reducing the planned increase in resident undergraduate tuition rates from 3% to 1.5%
- Reducing the planned increase in resident graduate and professional rates generally from 3.5% to 2.5% (some vary slightly due to market considerations)
- Continuing plans to increase the tuition differential between resident and non-resident undergraduate students, while keeping nonresident enrollment steady
- Keeping graduate and professional tuition as low as possible and aligned with market conditions and peer institutions
- Minimizing increases in all student fees and room and board charges
- Implementing a competitive compensation plan to retain and recruit world class faculty and staff through a budgeted 2% merit increase
- Maintaining the critical technology and facility infrastructure
- Approving targeted, high priority, innovative and strategic investment proposals brought forward by the system campuses, Twin Cities colleges and support units
- Creating a strategic investment pool to launch the Twin Cities Strategic Plan
- Taking action to reduce mission support/facilities/oversight costs where appropriate and redirect available resources to higher priority strategic needs

This budget achieves critical priorities to hold down tuition for Minnesota students (and to essentially eliminate cost of attendance increases to undergraduate students with financial need – as defined by Promise Program eligibility), to maintain excellence at the University by investing in

world class talent and maintaining our infrastructure, and to reduce administrative costs. It reflects priorities endorsed by the Board of Regents when it approved the University's biennial budget request to the state.

The resource and investment plans outlined above are included in the all-funds budget for FY16 for Board of Regents approval. The all current funds non-sponsored budget plan for FY16, which includes state appropriations, tuition and all other sources (such as gifts, indirect cost recovery, sales and fees, and so forth) proposes total resources of \$3,948,852,892 and expenditures/transfers of \$3,149,163,635. The sponsored funds budget plan for FY16 (for externally funded research grants and contracts) is an additional \$570,000,000.

### **Background Information**

The Board of Regents reviewed and approved the biennial budget request to the state for the 2016-2017 biennium at the meeting on October 10, 2014. The Board of Regents reviewed and approved the FY15 annual operating budget in June 2014, and reviewed the FY16 annual operating budget June 11, 2015 in the Finance Committee and June 12, 2105 at the Board of Regents meeting.

### **President's Recommendation**

The President recommends approval of the FY16 Annual Operating Budget.



**REGENTS OF THE UNIVERSITY OF MINNESOTA  
RESOLUTION RELATED TO  
THE FISCAL YEAR 2015-16 ANNUAL OPERATING BUDGET**

**WHEREAS**, the University of Minnesota as the state's public, land grant university is charged with the responsibility to pursue knowledge and help apply that knowledge through research and discovery, teaching and learning, and outreach & public service; and

**WHEREAS**, the State of Minnesota, through its legislative and executive branches, has appropriated \$625,549,000 in state general fund monies for fiscal year 2015-16 to the University of Minnesota, which includes \$26,600,000 resulting from the 2015 legislative session, for the pursuit of its mission and in support of our goals and objectives; and

**WHEREAS**, the University of Minnesota is committed to achieving standards of national and international excellence; and

**WHEREAS**, the future of the University is premised on partnerships within the University community of faculty, staff and students, with the State of Minnesota, other educational institutions, business and industry, University alumni, local communities, and the citizens of Minnesota;

**NOW, THEREFORE, BE IT RESOLVED** that the Board of Regents hereby approves the University of Minnesota Fiscal Year 2015-16 Annual Operating Budget as follows:

The Fiscal Year 2015-16 Annual Operating Budget approved by the Board of Regents includes the following attachments from the President's Recommended FY16 Operating Budget:

- Attachment 1 – Resource and Expenditure Budget Plan (University Fiscal Page)
- Attachment 4 - University of Minnesota 2015-16 Tuition Plan: Tuition Rates
- Attachment 6 - University of Minnesota 2015-16 Tuition Plan: Course Fees
- Attachment 7 - University of Minnesota 2015-16 Tuition Plan: Misc. Term Fees
- Attachment 8 - University of Minnesota 2015-16 Tuition Plan: Academic Fees
- Attachment 9 - Student Services Fees
- Attachment 10 - Fund Forecast - Centrally Distributed and Attributed Funds

# University of Minnesota

President's Recommended  
FY16 Operating Budget

Submitted for Review to the Board of Regents  
June 11, 2015

## President's Recommended FY16 Operating Budget

<u>Contents</u>	<u>Page</u>
<b>I. Executive Summary</b> .....	4
<b>A. Access, Affordability and Academic Excellence</b> .....	4
<b>B. Operational Excellence: Administrative Cost Reductions</b> .....	5
<b>C. Changes in State Funding</b> .....	5
<b>II. FY16 Budget Development – Context and Summary Framework</b> .....	6
<b>A. FY16 and FY17 State Appropriations</b> .....	6
<b>B. FY16 Budget Framework - Incremental Changes from Prior Year</b> .....	6
<b>III. FY16 Budget – Investment &amp; Resource Plan Details</b> .....	7
<b>A. Summary - FY16 Investment Plans</b> .....	7
Salaries & Fringe Benefit Rates .....	7
Student Financial Aid .....	8
Academic Initiatives .....	8
Mission Support and Operations .....	10
<b>B. Summary - FY16 Incremental Resources</b> .....	10
State Appropriation .....	10
Tuition .....	11
Change in Tuition, Fees and Room and Board FY16 vs. FY15 .....	13
Unit Level Resources.....	16
<b>C. Summary – Changes in Other Rates and Fees</b> .....	19
<b>D. Summary – Student Services Fees</b> .....	22
<hr/>	
<b>IV. All Funds Budget - Summary</b> .....	22
FY16 Operating Budget Overview.....	23
<b>V. All Funds Budget – Revenue Summary</b> .....	25
<b>A. Non-current Funds</b> .....	25
<b>B. Current Funds</b> .....	25
Centrally Distributed and Attributed Funds .....	26
Self-Sustaining Funds.....	29
Sponsored Research .....	29
<b>VI. All Funds Budget – Expenditures/Allocation Summary</b> .....	29
<b>VII. All Current Funds Operating Budget Resolution</b> .....	30



ContentsPage**Attachments:**

1. Resource and Expenditure Budget Plan – University Fiscal Page .....	31
2. 2015-16 Fringe Benefit Rates by Component .....	32
3. Graduate and Professional Student Fringe Benefit Rate Table .....	33
4. University of Minnesota 2015-16 Tuition Plan: Tuition Rates .....	34
5. Definitions of Current Sponsored and Nonsponsored Funds .....	41
6. University of Minnesota 2015-16 Tuition Plan: Course Fees .....	43
7. University of Minnesota 2015-16 Tuition Plan: Misc. Term Fees .....	54
8. University of Minnesota 2015-16 Tuition Plan: Academic Fees .....	60
9. Student Services Fee Summary .....	62
10. Fund Forecast – Centrally Distributed and Attributed Funds .....	63
11. Resolution Related to the Fiscal Year 2015-16 Operating Budget .....	67

## I. Executive Summary

The recommended FY16 operating budget detailed here reflects President Kaler's core commitments for the University: sustaining an accessible, excellent and affordable undergraduate education, investing in key academic priorities aligned with the strategic vision to solve the grand challenges of a diverse and changing world, and reducing administrative costs. Specific budget decisions and priorities are being recommended to advance the University in each of these areas as follows:

### A. Access, Affordability and Academic Excellence

This budget reflects the framework the President articulated in October 2014 when the Board of Regents approved the University's biennial budget request to the state. In part, that request sought:

- A new state investment to offset cost increases and allow the University to hold tuition increases to zero for resident undergraduate, graduate and professional students for the 2015-16 academic year, and
- A targeted new state investment to improve the research rankings and physician training and education programs in the Medical School

The value and impact of these priorities were largely shared by the Governor and the Legislature, which resulted in a 4.4% (\$26.6m) increase in our annual base appropriation. To support students and families, the University hoped to secure funding sufficient to freeze resident tuition rates and requested \$21.5 million in FY16 and an additional \$22.2 million in FY17 to achieve that goal. While that request was not fully funded by the state, this budget does leverage the new \$11.1 million state investment beginning in FY16 to address affordability for students and families and other goals the President and board have articulated. Specifically, this budget:

- Leverages the increased state appropriation to hold tuition rate increases to only 1.5% for resident undergraduate students, and also offsets increases in resident graduate and professional student rates, which vary by school and program
- Increases the tuition differential between resident and nonresident undergraduate students, balanced by the need to minimize attrition and keep nonresident enrollment steady
- Keeps graduate and professional tuition as low as possible and aligned with market conditions and peer institutions
- Leverages changes in the MN State Grant Program and invests in the University's need-based Promise Scholarship Program to offset the FY16 tuition increase (and all or nearly all of the cost of attendance) for qualifying undergraduate students
- Minimizes increases in campus and collegiate fees
- Minimizes increases to room and board costs. On the Twin Cities campus those rates will increase 2.2%, primarily driven by estimated increased utility costs and the required increases in the minimum wage. Even with that proposed increase, the room and board costs on the Twin Cities campus are expected to be the lowest in the Big 10.

This budget also invests in academic excellence, leveraging the new state funding for FY16, targeted internal operating budget reductions, and increases in internal unit resources to support crucial competitive needs:

- A competitive compensation plan to retain and recruit world class faculty/staff through a budgeted 2% merit increase
- Maintenance of critical technology and facility infrastructure

- Investments in an exceptional academic experience
- Support for increased costs of ongoing operations

B. Operational Excellence: Administrative Cost Reductions – From President Kaler’s first day in office, he committed to work smarter, reduce costs and enhance the quality of education. This is something the University works on every day through Operational Excellence initiatives.

President Kaler has committed to achieving \$90 million in administrative cost savings by the end of FY19. This work is reflected in the strategic plan which calls on the University to “support excellence and, with intention, reject complacency.”

- To achieve President Kaler’s \$90 million goal, the University has budgeted \$15 million annually in operating cost reductions.
  - The University fulfilled the FY14 legislative performance metric to cut administrative costs by \$15 million; reporting \$18.8 million in reductions.
  - The University planned for another \$20 million in administrative cost reductions as part of the approved FY15 budget. The current estimate is that total will be closer to \$21.6 million.
  - As part of the FY16 budget, the University will achieve an additional \$17.4 million in administrative cost reductions across all funds.
  - That’s a total of \$57.8 million in the first three years toward the goal of \$90 million by the end of FY19.
- The savings are achieved in a variety of areas:
  - Units are reducing positions or leaving vacancies open (totaling an anticipated reduction of 21 FTE in support units and 52 FTE in academic units in FY16).
  - In addition to FTE reductions, units are planning significant salary savings by restructuring positions and/or hiring new employees at salary levels below those budgeted for open positions.
  - There will be continued cost savings through changes in purchasing processes and spending less on supplies, equipment, travel, consultants, temporary help, etc.

C. Changes in State Funding – From FY08 to FY13, higher education in Minnesota experienced historic state disinvestment: the University of Minnesota alone experienced a decrease of \$140 million in state appropriations during that time.

- During the 2013 legislative session, lawmakers and the Governor took a big step toward reversing the trend by appropriating to the University the first funding increase in six years, and the 2015 session continued the trend, although at a slower pace.
- The University receives roughly the same funding from the state as was appropriated in FY01, while serving 15 percent more students, adding the Rochester campus (2006) and increasing sponsored research activity (as measured by annual direct expenditures) by more than 70% or \$200 million annually.
- The 2015 legislative session resulted in a 4.4% increase in the University’s appropriation from the state, but at roughly \$625 million (excluding cigarette tax and MNCare appropriations), it remains \$164 million below the comparable FY08 peak of \$788.6 (adjusted for inflation-Higher Education Price Index).

In summary, this budget advances President Kaler’s vision and achieves critical priorities endorsed by the Board of Regents when it approved the University’s 2016-17 biennial request: to limit increases in the

cost of attendance for Minnesota students, to maintain excellence at the University by investing in world class talent and maintaining our infrastructure, and to reduce administrative costs.

## II. FY16 Budget Development – Context and Summary Framework

### A. FY16 and FY17 State Appropriations

Table 1 (below) outlines the President’s recommended financial planning parameters related to state general fund appropriations to the University of Minnesota for the 2014 -2015 biennial budget. The appropriations from the Health Care Access Fund, and the appropriation to the Academic Health Center pursuant to Minnesota Statutes, section 297.10 remain stable at \$2.2 million and \$22.3 million respectively, and have been excluded from the table.

Table 1  
University of Minnesota  
2016 – 2017 Biennial Appropriations (\$ in Thousands)

	<u>FY2016</u>	<u>FY2017</u>	<u>Biennium</u>
Beginning Biennial Base Level Appropriation	\$598,949	\$598,949	\$1,197,898
S.F. 5 State Funding Level	<u>\$625,549</u>	<u>\$625,549</u>	<u>\$1,251,098</u>
Change from Beginning Biennial Base Level	\$26,600	\$26,600	\$53,200
Change from Prior Year	\$26,600	\$0	
% Increase from Prior Year	4.4%	0%	
% Increase from Biennial Base Level Funding			4.4%

The appropriation increases in the table above for FY16 are explained further in the next section.

### B. FY16 Budget Framework – Incremental Changes from Prior Year

Each biennium, the University develops a budget planning framework to project the major cost drivers and potential revenue adjustments within the primary discretionary funds in the operating budget: the state appropriation and tuition. The goal of the *annual* budget process (as a correlated component of the biennial budget plan) is to balance institutional resources and spending decisions in these funds and to put in place plans for setting unit spending levels consistent with projected revenues for all the other sources of funding. This document outlines the specific decisions and resulting proposed budget for state appropriations and tuition (combined) and identifies the projected revenues and spending in all other funds. The combination is presented as an all funds budget in Attachment 1: Resource and Expenditure Budget Plan – University Fiscal Page.

The budget challenge for FY16 related to the combined state appropriation and tuition funds will be addressed through a combination of increased state appropriations, unit budget reductions and resource adjustments, and new tuition revenue. The figures shown in Table 2 are *incremental* recurring changes in revenue and expenditures compared to the prior fiscal year.

Table 2  
University of Minnesota  
FY16 Recurring Budget Framework

Incremental Resources:	
Increased State Appropriations	\$26,600,000
Tuition Revenue Increase	\$15,100,000
Unit Resources	<u>\$36,800,000</u>
Total Incremental Resources	\$78,500,000
Incremental Expenditures:	
Compensation	\$23,000,000
Student Financial Aid	\$750,000
Academic Initiatives	\$48,550,000
Mission Support & Operations	<u>\$6,100,000</u>
Total Incremental Expenditures	\$78,400,000
Balance	\$100,000

As seen in Table 2, the President's Recommended FY16 Operating Budget is based on incremental resources and expenditures totaling \$78.5 million. Resources include an increase in the state appropriation of \$26.6 million; a projected increase in tuition revenue of \$15.1 million (from enrollment changes and rate increases in resident and nonresident tuition rates), and a combination of repurposing existing or recognizing new unit level resources of \$36.8 million.

Expenditures plans for FY16 include \$23 million for a compensation adjustment for faculty and staff, roughly \$750,000 to support merit aid for students, \$48.6 million in support of existing or expanding academic programs (including a new \$15 million from the state for the Medical School), and \$6.1 million for mission support and general operations activities, including incremental facility costs.

Further details on the resource changes and highlights of the proposed investments are described in Section III below.

### III. FY16 Budget – Investment & Resource Plan Details

#### A. Summary - FY16 Investment Plans

**Salaries**– The President's Recommended FY16 Budget includes a modest general wage increase for all employee groups:

	<u>FY16</u>
Faculty	2%
Non-faculty Academic Employees (P&A)	2%
Civil Service/Labor Represented Employees	2%
Graduate and Undergraduate Assistants	2%

The 2% for faculty, non-faculty academic employees, and civil service employees will be delivered based on merit and market competitiveness. (Note: the negotiated agreement for represented faculty on the Crookston and Duluth campuses includes a 2.5% salary increase for FY16, which has been incorporated into the budget plan for those campuses.)

**Fringe Benefit Rates:**

Overall, the fringe benefit rates to departments are increasing slightly for FY16, primarily due to a 4% increase in health plan costs between FY13 and FY14 (FY16 fringe rates recover costs experienced in FY14). The employee groups and corresponding proposed rates are as follows:

	<u>Actual 2014-15</u>	<u>Proposed 2015-16</u>
Academic/Police	33.8%	33.7%
Non-Academic	26.3%	27.4%
Partial Benefits	7.7%	7.9%
Graduate Assistants- GA Health	16.6%	17.6%
Graduate Assistants – Tuition Benefit	\$17.84/hr	\$18.29/hr
Post Docs/Specialists – Uplan Health	21.4%	22.4%
Undergraduates/Professionals in Training	0.0%	0.0%

The breakdown of the fringe benefit rates by component can be found in Attachments 2 and 3.

The FY16 increased cost for salaries and fringe benefits combined, based on the above assumptions, is \$23 million in O&M (which includes the state O&M appropriation and tuition) and State Special funds. An additional projected cost increase of \$15 million in other nonsponsored funds (gifts, sales, fees, federal appropriations, etc.), and \$7 million in sponsored grant funds will be paid for through increases in those revenue sources or corresponding cost reductions.

**Student Financial Aid – \$738,848** – For FY16, the President is recommending increased investment in student aid in four merit based aid programs. Specifically, \$82,500 is recommended to fund scholarship awards for an expanded national recruitment program for the Twin Cities campus, \$300,000 is to meet the matching obligations associated with the 21<sup>st</sup> Century Match Program (scholarships for graduate students), \$100,000 is to meet the matching obligations associated with the President’s Scholarship Match Program (scholarships for undergraduate students) and \$256,348 is to meet the merit scholarship needs of the Morris campus.

The President is proposing a modest increase to the Promise awards at some income levels, coordinated with approved changes in Pell and the Minnesota State Grant Program awards, as explained in section B below.

**Academic Initiatives - \$48.6 million** – As part of the budget development process, only the highest priority, innovative, or strategic new academic initiatives are included in the recommended budget. For FY16 these include:

- 1) \$23.3 million for initiatives supporting academic programming that were proposed by campuses, colleges and support units throughout the University during the budget process, (examples below)
- 2) \$15 million for the Medical School to (as detailed in the appropriation language from the state) increase the school’s research capacity; improve the school’s ranking in NIH funding; attract and retain world-class faculty, staff and students; invest in physician training programs in rural and underserved communities; and translate the school’s research discoveries into new treatments and cures
- 3) \$500,000 related to the increase in the University/Mayo Partnership State Special appropriation for research in Alzheimer’s Disease and dementia,
- 4) and \$9.8 million to be set-aside for “post-budget” investments to address the Strategic Plan for the Twin Cities campus (\$8.4m) and general strategic investments for the system (\$1.4m). For

the Twin Cities strategic plan, investment proposals from colleges and interdisciplinary teams will be reviewed early in the academic year and only those with the highest contribution to achieving the Plan's goals will be awarded funding.

Specific examples of items approved from the annual budget process with collegiate and support units (totaling \$23.3 million recurring) include:

- \$1.3 million to transition the Office of Technology Transfer away from declining Glaxo royalty revenues (a reduction that has been anticipated and phased in over a three to four year period)
- \$1.1 million for faculty hires and student scholarships in the Carlson School of Management as the final year of the Board approved plan to phase-in the tuition surcharge for undergraduate students in that college
- \$5.1 million recurring to support core instructional and student services costs in the Law School (\$2.4m), the College of Science and Engineering (\$3.5m), the Carlson School of Management (\$1.3m), the School of Dentistry (\$1m), the School of Public Health (\$2.3m), and on the Duluth campus (\$2.2m). Some of these units have recently experienced, and continue to see, negative impacts on tuition revenue from changes in enrollment. Some have experienced a loss in Indirect Cost Recovery revenues with a slow-down in sponsored research awards. And in some cases the growth in core program delivery to meet demand requires increased recurring investment. Where applicable, efforts are underway to improve the trend in tuition revenues and to better align costs with a lower service. In all cases, these units are implementing expense reductions as part of the plan to eliminate any structural imbalances in their budgets.
- \$2 million for general operating budget support in schools specifically linked to tuition revenue shortfalls (actual tuition revenues coming in below budgeted levels) in FY15. These shortfalls result from a broad range of factors; examples include decreases in demand (licensure programs in the College of Education & Human Development and non-degree and ESL offerings in the College of Continuing Education), changes in retention (University of MN Morris), and an increase in Medical students taking advantage of the "year abroad" opportunities (Medical School).
- \$500,000 for a "Career Bundles" initiative in the College of Liberal Arts, designed to improve students' (and parents') understanding of the connection between a liberal arts education and career pathways by organizing academic, developmental, experiential and skills curricula and co-curricular activities in a targeted way
- \$273,000 to support the opening of the Wellness Center on the Crookston Campus
- \$280,000 to implement a new Professional Advisors model in the College of Food, Agricultural and natural Resource Sciences
- \$584,200 for operation of the new University Portal for faculty, staff and students
- \$420,000 for the Human Research Protection Program - this investment for clinical oversight and regulatory professionals, and a protocol pre-review specialist to help develop training and an expanded quality assurance and improvement program, was made during the fall support unit budget process. Now, however, it is part of the larger effort planned to strengthen the University's human subjects research protection program. Early estimates for items recommended by the Human Subjects Research Protection Program Implementation team are for an additional \$1.9 million of recurring costs and \$5.5 million of nonrecurring costs, with some expenses beginning in the fall of 2015. Year one expenses for both the one-time costs of a new electronic IRB system (eIRB) and any recurring costs to support IRB/research compliance activities will be funded through a combination of institutional resources and funds under the control of the Vice President for Health Sciences/Dean of the Medical School and the Vice President for Research. Costs in year two and beyond will be incorporated into the President's recommended operating budget for FY17. Consistent with the University's internal budget model, these recurring costs may be assigned to units that benefit from the activity.

The investments in this category are **funded through a combination** of increased state appropriation, tuition increases, other unit-generated revenue increases, and internal reallocations/expense reductions.

In addition to the recurring investments for FY16, this budget includes \$9.7 million of one-time allocations to academic units for a variety of needs. Notable examples include \$1.9 million for the Duluth campus to jump-start the new Strategic Enrollment Plan, covering upfront costs as the tuition revenue builds over time; \$483,000 to the School of Public Health to cover the costs of a new faculty member in Health Equity for three years as research awards ramp up to provide support on a recurring basis; \$3.8 million to help the Law School transition its expenditures to a new base level commensurate with lower levels of enrollment. These nonrecurring investments will be funded through the use of one-time revenues.

**Mission Support and Operations - \$6.1 million** - Each year the University faces costs in facility operations and in the many and varied support functions that exist to advance the University's teaching, research and service missions. The President's Recommended FY16 Budget includes \$6.1 million of incremental new investment in these areas. Examples include:

- A net recognized increase in recurring facility-related costs of \$2.6 million – utility costs on the Twin Cities campus (+\$3.3m) and the system campuses (+\$21k), new building operations (+\$231K) and an decrease in debt and lease costs (-\$1m)
- \$2.1m for electronic licenses in the Library (\$345k) and enterprise-wide software licenses/maintenance agreements (\$1.8m: \$1.4m of which is for the upgraded enterprise PeopleSoft systems)
- \$438,000 for the fringe costs of Trades personnel in Facilities Management
- \$500,000 to partially address a structural budget imbalance in the Office of Human Resources (the Office has undergone a zero-based budgeting exercise and has restructured and reduced expenses as well)
- \$240,000 for business analysts focused on student academic reporting

In addition to the recurring investments for FY16 in this category, this budget includes roughly \$700,000 for one-time allocations to support units. The primary item here is \$611,946 to the Disability Resource Center to cover fluctuations in service levels based on changes in need within the University community.

## **B. Summary - FY16 Incremental Resources**

**State Appropriation** – The state appropriation to the University is increasing \$26.6 million for FY16, or 4.4% over the prior year. That increase results from three individual funding decisions:

- An increase of \$11,100,000 to “minimize any increase in a student’s cost of attendance; for research to solve the challenges facing our state, nation, and world; to educate a diverse population of Minnesotans from every community who show the greatest promise; and for public service that builds lasting partnerships with communities across the state to address our most complex and pressing issues.”
- An increase of \$15,000,000 for the Medical School as described earlier
- An increase of \$500,000 to the University/Mayo Partnership state special appropriation for “competitive grants to conduct research into the prevention, treatment, causes, and cures of Alzheimer’s disease and other dementias.”



**Tuition** - The President's Recommended FY16 Operating Budget increases tuition revenues to the institution by an estimated \$15.1 million. This is primarily the result of two significant decisions:

- a) The State of Minnesota provided funding for only a portion of the University's request to hold tuition steady for all resident undergraduate, graduate, and professional students. Failure to provide full funding for this initiative will require the University to increase resident tuition rates, though still at historically modest levels. The President recommends a 1.5% increase to resident undergraduate rates on all campuses, and a 2.5% increase for most graduate and professional programs.
- b) The President is recommending increasing tuition for non-resident undergraduate students on the Twin Cities campus by \$1,350 (7%), resulting in a difference between the resident and nonresident tuition of \$8,600. This change recognizes the President's desire to increase the gap between resident vs. non-resident tuition rates over a period of time, while being sensitive to national recruitment goals and retention of current non-resident students. As the attractiveness and national reputation of the University continues to increase, the University can move deliberately towards non-resident tuition models more closely resembling peer institutions. The Crookston, Morris, and Rochester campuses, given their size and location, will continue to have a single undergraduate rate for both resident and non-resident students. The President is recommending a 3% increase to the non-resident undergraduate rate for the Duluth campus. Non-resident graduate and professional rates will increase by 3.5%, consistent with the University's original budget framework for FY16.

A few professional degree programs have requested to vary slightly from the general guidelines above. Some post-baccalaureate programs have elected to remain at the 2014-15 rates resulting in a 0% increase. These programs cite a variety of factors in choosing a 0% increase, including positioning rates within their competitive market set, holding down overall cost of attendance for their students, availability of grants or employer payments for instruction, as well as others. Select others have requested to increase rates modestly faster than the guidelines. Many of these programs are relatively new professional masters programs that set initial tuition rates below the general graduate school rate, and having proven the value of the degree, these programs are moving toward the general graduate school rate.

The annual dollar and percentage tuition increases for undergraduate and graduate students on all campuses and for the primary professional rates are shown in the table below. Attachment 4 (University of Minnesota 2015-16 Tuition Plan: Tuition Rates) provides details regarding all proposed tuition rates beyond those identified in the table below.

#### University of Minnesota 2015-16 Undergraduate and Graduate Tuition Plan

	Resident	Nonresident	\$ Inc Resident	\$ Inc Nonresident	% Inc Resident	% Inc Nonresident
<b>Twin Cities Undergraduate</b>	\$12,240	\$20,660	\$180	\$1,350	1.5%	7.0%
<b>Duluth Undergraduate</b>	\$11,896	\$15,846	\$176	\$461	1.5%	3.0%
<b>Morris Undergraduate</b>	\$11,896	\$11,896	\$176	\$176	1.5%	1.5%
<b>Crookston Undergraduate</b>	\$10,180	\$10,180	\$150	\$150	1.5%	1.5%
<b>Rochester Undergraduate</b>	\$11,896	\$11,896	\$176	\$176	1.5%	1.5%
<b>Graduate Programs</b>	\$15,844	\$24,508	\$386	\$828	2.5%	3.5%
<b>Dentistry (12 mos.)</b>	\$42,656	\$77,603	\$1,442	\$3,341	3.5%	4.5%
<b>Law</b>	\$40,172	\$48,314	\$980	\$1,634	2.5%	3.5%
<b>Medical (1st yr students, 12 mos.)</b>	\$37,872	\$51,510	\$0	\$1,743	0%	3.5%
<b>Pharmacy</b>	\$25,112	\$36,760	\$612	\$860	2.5%	2.4%
<b>Veterinary Medicine</b>	\$29,050	\$53,992	\$556	\$1032	2.0%	1.9%
<b>MBA Day (1st yr students)</b>	\$36,140	\$46,500	\$880	\$1500	2.5%	3.5%

### Federal, State and University Need-Based Grant Programs

There are three primary need-based grant programs available to large sections of the student body:

*University Promise Scholarship Program.* For FY16, the University's Promise Scholarship Program for Minnesota resident students will continue to help ensure that the University remains affordable for students from low and middle-income families. The number of students eligible for the program is projected to be more than 13,000, and they will be supported with \$30 million in Promise scholarships. Key attributes of the Promise Scholarship Program are:

1. Equity: All Minnesota resident undergraduates on all campuses with family incomes under \$100,000 per year will receive between \$750 and \$4,000 in gift aid.
2. Progressivity: The lowest income students receive the largest Promise scholarships.
3. Predictability: The Promise scholarship is guaranteed in the same amount for four years for students who matriculate as freshmen, and for two years for transfer students.
4. Measurable: The cohort of Promise scholarship recipients is well-defined, so it is possible for the University to track the progress of Promise students and provide special support services, as appropriate to ensure timely academic progress and success.

Given the plan to hold resident undergraduate tuition increases to 1.5% (coupled with changes in the Minnesota State Grant program detailed below), the President is proposing a modest increase to the Promise awards, at some income levels, in order to ensure that all Minnesota resident students qualifying for the Promise scholarship will, at a minimum, see no net tuition increase for the third year in a row. This change will add approximately \$600,000 in annual scholarship awards. Because the award structure of the program was modified several years ago, estimated costs were going down slightly prior to this change (with the graduation of students grandfathered in to the previous methodology), so the \$600,000 can be accommodated within the program's current base level funding.

*Minnesota State Grant Program.* The Minnesota Office of Higher Education administers the State Grant Program, which awards need-based aid to low and moderate income students and families across the state. State Grant awards are available to Minnesota residents generally up to \$80,000 in annual income. Over 11,000 University of Minnesota students are assisted by this program.

Given changes in the 2015 legislative session, as well as surpluses in the program, the Office of Higher Education will make formula changes to the State Grant Program that will benefit University of Minnesota students that qualify. Though every student has slightly different financial circumstances, a typical University of Minnesota student qualifying for the State Grant program will see an increase of \$470-\$540 in 2015-16 over current year award levels.

*Federal Pell Grant program.* The U.S. Department of Education administers the Pell Grant program for the neediest students nation-wide. The Department has announced that the maximum Pell Grant award will increase from \$5,730 to \$5,775 for the 2015-16 academic year.

The collective changes in these three need-based grants programs are significant for students that qualify.

- Most Minnesota resident students that qualify for the U of MN Promise program (students and families up to an annual income of \$100,000) will, at a minimum, see no change in their net tuition payment in 2015-16 over the current year charge.
- A typical full-time Minnesota resident student that qualifies for the State Grant program and/or the federal Pell program will have all or nearly all of their increase in total cost of attendance

covered by increases in these grant programs. Total cost of attendance includes tuition, fees, room, board, and other miscellaneous living expenses.

#### Additional Tuition Issues

*Carlson School of Management Tuition Surcharge* -- Beginning in 2012-13, the Carlson School of Management implemented a tuition surcharge for all undergraduates enrolled in the Bachelor of Science in Business (BSB) degree program. In accordance with the plan as originally approved, the surcharge will increase from the current \$750 per semester to \$1000 per semester in 2015-16. This surcharge is similar to the practice of public school peers such as Michigan, Illinois, Texas, Wisconsin, and others. The additional revenue will be dedicated to hiring and retaining faculty and providing scholarships to help students in need meet the increased cost. This is the final planned increase of the surcharge.

*3<sup>rd</sup> semester/full summer semester implementation* – As part of President Kaler’s plan to explore additional opportunities for summer programming for students, two programs in the College of Design (Retail Marketing and Graphic Design) began optional year-round programming for students in these majors. Developed as a pilot program, this would allow students to achieve a full bachelor’s degree in three years. To help with this pilot, students in these two programs taking courses in summer 2014 were eligible for the same 13 credit banding that they enjoy during the academic year, meaning that there is no additional charge for taking credits beyond the 13<sup>th</sup> credit. With the conclusion of the ESUP upgrade and with knowledge gained from this pilot, the 13 credit band in the summer will be extended to all students beginning summer 2015.

#### Change in Tuition, Fees and Room & Board FY15 vs. FY16

In addition to base tuition, students pursuing a University education incur additional fees and charges required to attend classes on a full-time basis.

- 1) The proposed rates for resident undergraduate tuition for the 2015-16 academic year will increase 1.5% over the 2014-15 academic year and range from \$10,180 to \$12,241, representing between 53.2%-58.7% of the total cost of tuition, fees and room & board, depending on the campus the student attends.
- 2) Various required fees assessed to students (increases in the range of \$0 to \$87 for FY16) represent between 2.2% - 7.6% of the total cost of tuition, fees and room & board.

By campus, the total change for tuition and required fees, on a percentage basis are: Crookston, 1.6%; Duluth, 1.8%; Morris, 2.1%; Rochester, 1.4% and Twin Cities, 1.7%.

- 3) Room & board, based on proposed rates for on-campus residence halls and leased apartments in Rochester, ranges from \$7,210 to \$9,440 (increases range from \$156 to \$206 for FY16) and represents 35.5% - 43.3% of the total cost of tuition, fees and room & board.

So, all combined, for 2015-16 the total cost of University tuition, fees and room & board for resident undergraduates ranges from \$19,152 to \$22,535 depending on the campus the student attends. Estimated increases in total tuition, fees and room & board costs from FY15 to FY16 by campus are: Crookston, 1.8%; Duluth, 2.2%; Morris, 2.2%; Rochester, 1.6% and Twin Cities, 1.9% (see tables below).

The cost of textbooks, supplies and personal expenses are not included in these estimated totals in order to confine the estimate to costs that are within the approval responsibilities of the Board of Regents.

The tables below present estimated total cost of tuition, fees and room & board for an undergraduate resident student living in a standard room in a residence hall (leased apartment in Rochester) for the 2015-16 academic year at each of the five University of Minnesota campuses.

University of Minnesota - Crookston, Resident – Residence Hall					
	FY15 Academic Year	FY16 Academic Year	\$ Increase	% Increase	FY16 % of Total
Tuition (13-credit band)	\$10,030	\$10,180	\$150	1.5%	53.2%
Student services fee	438	466	28	6.4%	2.4%
Campus fee	1,000	1,000	0	0.0%	5.2%
Subtotal tuition and required fees	11,468	11,646	178	1.6%	60.8%
Room & Board (double room, 19 meal plan)	7,350	7,506	156	2.1%	39.2%
Total – Crookston	\$18,818	\$19,152	\$334	1.8%	100.0%

University of Minnesota - Duluth, Resident Undergraduate – Residence Hall					
	FY15 Academic Year	FY16 Academic Year	\$ Increase	% Increase	FY16 % of Total
Tuition (13-credit band)	\$11,720	\$11,896	\$176	1.5%	58.7%
Student services fee	640	652	12	1.9%	3.2%
Campus fee	472	514	42	8.9%	2.5%
Other required fees*	10	10	0	0.0%	0.0%
Subtotal tuition and required fees	12,842	13,072	230	1.8%	64.5%
Room & Board (double room, 19 meal plan)	7,004	7,210	206	2.9%	35.5%
Total - Duluth	\$19,846	\$20,282	\$436	2.2%	100.0%

\*Transportation Fee

University of Minnesota - Morris, Resident – Residence Hall					
	FY15 Academic Year	FY16 Academic Year	\$ Increase	% Increase	FY16 % of Total
Tuition (13-credit band)	\$11,720	\$11,896	\$176	1.5%	57.6%
Student services fee*	683	770	87	12.7%	3.7%
Campus fee	180	180	0	0	0.9%
Subtotal tuition and required fees	12,583	12,846	263	2.1%	62.2%
Room & Board (double room, 19 meal plan)	7,626	7,804	178	2.3%	37.8%
Total Cost – Morris	\$20,209	\$20,650	\$441	2.2%	100.0%

\*Activities fee, Health Services fee, Student Center fee, Athletics fee, Regional Fitness Center fee

University of Minnesota - Rochester, Resident – Apartment Building					
	FY15 Academic Year	FY16 Academic Year	\$ Increase	% Increase	FY16 % of Total
Tuition (13-credit band)	\$11,720	\$11,896	\$176	1.5%	54.6%
Student services fee	168	168	\$0	0.0%	0.8%
Campus fee	300	300	\$0	0.0%	1.4%
Subtotal tuition and required fees	12,188	12,364	\$176	1.4%	56.7%
Room & Board (double room, self- provided meals)*	9,268	9,440	172	1.9%	43.3%
Total Cost – Rochester	\$21,456	\$21,804	\$348	1.6%	100.0%

\*No meal plan available; UMR Student Housing offered in leased apartment building. Board calculated based on the *Official USDA Food Plans: Cost of Food at Home at Four Levels, U.S. Average, November 2014*.

Twin Cities Campus, Undergraduate, Resident – Residence Hall					
	FY15 Academic Year	FY16 Academic Year	\$ Increase	% Increase	FY16 % of Total
Tuition (13-credit band)	\$12,060	\$12,241	\$181	1.5%	54.3%
Student services fee	836	861	25	3.0%	3.8%
Collegiate fee*	443	460	17	3.8%	2.0%
Other required fees**	221	229	8	3.6%	1.0%
Subtotal tuition and required fees	13,560	13,791	\$231	1.7%	61.2%
Room & Board (double room, 14 meal plan)	8,554	8,744	190	2.2%	38.8%
Total Cost – Twin Cities	\$22,114	\$22,535	\$421	1.9%	100.0%

\*Average of all undergraduate programs, 6+ credits – based on Fall 2015 enrollment.

\*\*MN Student Association, Capital enhancement fee, Stadium fee, Transportation fee

**Unit Level Resources**– As mentioned earlier in this document, each biennium the University develops a budget planning framework to project the major cost drivers and potential revenue adjustments within the primary discretionary funds in the operating budget: the state appropriation and tuition combined (referred to internally as O&M). The budget framework, then, as a tool to aid in balancing the annual budget, is almost exclusively focused on activities funded by those two sources. At different points in the process, revenue and cost estimates in the other nonsponsored funds intersect with the framework, which is evident in this “Unit Level Resources” category of the annual resource plan. In total, \$36.8 million of recurring incremental unit level resources are contributing to balancing this overall budget plan. Four different types of unit level resources make up that \$36.8 million total:

- 1) increases in revenue sources outside of the appropriation and tuition budget framework (indirect cost recovery, investment income, fees, sales, etc.) - \$2.6 million
- 2) current year (FY15) uncommitted tuition revenue above what various units budgeted to generate, that is available to cover FY16 recurring obligations - \$2.9m
- 3) nonrecurring balances from revenues that remain unspent in one year and carry forward into the next, often as a result of delays between one employee leaving and the replacement hire, or funds reserved for an item that is subsequently decided against - \$800,000 (note – use of nonrecurring resources for recurring expense is only allowed in rare cases where the balances are significant enough to plan on their use over a period of years or where there is an identified permanent/recurring revenue source available at a known time in the future), and
- 4) expense reductions allowing previous allocations to be redirected to higher priority needs (reallocation) - \$30.5 million:

Throughout the budgeting process, units were given three different reallocation targets to respond to:

- 1) to help balance the budget for FY16, each unit was first asked to develop and submit proposals to address assigned reallocation targets of .9% of their O&M/State Special and Tuition base (excluding certain spending items such as student aid, debt and utilities). The total target was \$15 million per the President’s \$90 million goal over six years.

2) the academic units on the Twin Cities campus were given an additional reallocation target for initiatives in support of the Twin Cities campus strategic plan; and

3) all units were asked to plan for expenditure reductions in their other non-sponsored funds (over and above the amounts included in the O&M budget framework).

Submitted proposals for all three exercises outlined actions to be taken to reduce recurring expenditures and the projected impact on unit activities and service levels. To the extent possible, units were once again asked to focus reallocation plans on reductions to administrative operations and costs. They were given their individual results from the “cost definition and benchmarking” exercise, which included a breakdown of FY14 expenditures into the categories of Direct Mission Delivery, Mission Support & Facilities, and Leadership & Oversight, and were asked to consider that information as another tool in understanding their operations. The communicated expectation was to implement reductions (to the extent possible) that would result in a decrease in the Mission Support & Facilities and Leadership & Oversight spending categories. For most units there is a mix of expenditures within all three categories, so if their reallocation proposals impacted the Direct Mission Delivery portion of the budget, they were asked to provide rationale for this decision and indicate why the decision was made to move beyond the administrative categories.

The approved plans for FY16, resulting from the first two reallocation exercises combined (so targeted within O&M funds), include the following:

- |                         |  |
|-------------------------|--|
| a. \$13.4 million       | reductions to administrative expenses                              |
| b. \$11.3 million       | reductions to direct mission expenses                              |
| c. <u>\$5.8 million</u> | reductions yet to be itemized (could be administrative or mission) |
| \$30.5 million          | total for balancing the budget framework                           |
|                         |  |
| d. Plus \$4.0 million   | reductions to administrative expenses in other non-sponsored funds |

The total approved thus far as administrative expense reductions is \$17.4 million - (a & d above). The majority of the actions to be taken are related to changes in personnel costs, including the elimination of positions (most often through retirements and natural attrition) and the consolidation of work among fewer employees. Lesser amounts are reductions to operating expenditures, including reducing funds budgeted for leases, capital equipment, supplies, travel, maintenance, etc. Examples of planned administrative reductions include:

- The elimination of three positions within Facilities Management, including an associate director, electrician, and maintenance supervisor.
- The elimination of five positions within the Office of Information Technology primarily related to Infrastructure Management.
- The elimination of the Chief of Staff position within the College of Science and Engineering as well as additional administrative reductions in the Dean’s Office.
- The restructuring of the Center for Educational Innovation, including consolidating the Center for Teaching and Learning, eLearning, and Center for Educational Innovation into a single center.
- The elimination of five positions within the College of Education and Human Development, including an administrative specialist, assistant, department director, student worker, and systems analyst.
- The elimination of three positions within the School of Dentistry through attrition and the elimination of its mailroom.

- The elimination of a vice president, two directors, and human resources specialist positions in the School of Public Health.
- The elimination of an administrative assistant position in University Services.
- The elimination of an accountant position in Global Programs and Strategy Alliance.
- The elimination of three positions within the College of Veterinary Medicine, including an analyst, grants administrator, and human resources professional.
- Reductions at the University of Minnesota Duluth within the Chancellor's Unit, Office of the Vice Chancellor for Financial Operations, Student Life, and academic units, including salary savings from moving to a shared services model and restructuring services in support units, hiring replacement administrative staff at lower salaries, eliminating administrative positions, and reducing operating expenses.
- The elimination of administrative support positions within the School of Nursing, including one position at the Rochester campus and a portion of a position at the Twin Cities campus.
- The elimination of positions within the following units by centralizing information technology services: College of Food, Agriculture, and Natural Resource Sciences; Law School; and U of M Extension.
- Salary savings within the Humphrey School of Public Affairs, University of Minnesota Morris, President's Office and other units by reducing appointments and hiring replacement staff at lower salaries.
- Reductions in general operations – travel, food, supplies, equipment, etc. – throughout the University

As in previous years, all applicable reallocations will be recorded and tracked as contributing to the President's goal of reducing administrative expenditures by \$90 million over six years. At this point in the process for FY16, the approved reallocation plans are not yet fully implemented, and sometimes not yet fully communicated within the affected units. Campuses, colleges and support units will be asked to update the reallocation information for FY16 two more times before a final itemized list can be produced: during the FY17 budget development process they will be asked to verify progress toward the approved FY16 plans with estimated additions or changes, and then after fiscal year end they will be asked to provide the final implemented list of savings.

Performance Measures: The efforts to reduce administrative expense and track the individual decisions to achieve those reductions began in FY14 with the performance measures from the 2013 legislative session. The University will again provide the State of Minnesota with a list of at least \$15 million in reallocations implemented in FY16 as part of the response to performance measures included in the Higher Education funding bill. The law makes 5% of the FY17 O&M appropriation (\$28 million) contingent on the University meeting three of five performance goals. 100% of the contingent amount will be released to the University if at least three of the five goals are met; 67% will be released if two goals are met; 33% will be released if 1 goal is met, and none of the contingent amount will be released if none of the goals are met.

The five performance measures included in S.F. 5 are:

- Increase by at least one percent the system-wide undergraduate four-year, five-year or six-year graduation rates averaged over three years, for student of color reported in fall 2016 over fall 2014. The average rate for fall 2014 is calculated with the fall 2012, 2013, and 2014 graduation rates.
- Increase by at least two percent the total number of undergraduate STEM degrees, averaged over three years, conferred system-wide in fiscal year 2016 over fiscal year 2014. The averaged number for fall 2014 is calculated with the fall 2012, 2013, and 2014 number.



- Increase by at least one percent the four-year, five-year, or six-year graduation rates, averaged over three years, at the University of Minnesota reported in fall 2016 over fall 2014. The average rate for fall 2014 is calculated with the fall 2012, 2013, and 2014 graduation rates.
- For FY16, reallocate \$15,000,000 of administrative costs. The University is requested to redirect those funds to invest in direct mission activities, stem growth in cost of attendance, and to programs that benefit students.
- Increase invention disclosures by three percent for fiscal year 2016 over fiscal year 2015.

### **C. Summary – Changes in Other Rates and Fees**

#### ***Internal Sales and Auxiliaries***

There are a variety of rates charged by University units that fall under the definition of Internal Sales or Auxiliary Enterprises (see Attachment 5 for the definition of all sponsored and nonsponsored funds). The proposed rates and fees for each year and a review of the processes used to arrive at them are built into the annual budget development process. The all-funds Resource and Expenditure Budget Plan in this document, as displayed on Attachment 1, includes the proposed Internal Sales and Auxiliary rates as part of the projected revenue for FY16.

The University provides housing, dining and parking services for the convenience of its students, faculty and staff. Though the specific rates and charges for these services vary broadly, Table 3 below reflects the average anticipated increases by each service area by campus. These rates have been developed and approved after the appropriate reviews and consultation process of each campus. In addition, the room and board rates are reflected in the “change in tuition, fees and room & board” information displayed earlier beginning on page 13.

**Table 3**  
**Auxiliary Rate Increases**  
**Average Fee Increase for FY16**

<u>Campus</u>	<u>Room &amp; Board</u>	<u>Contract Parking</u>
Crookston	2.1%	0.0%
Duluth	2.9%	1.8%
Morris	2.3%	9.8%
Rochester	1.4%*	n/a
Twin Cities	2.2%	0.0%

*\* The increase for Rochester is room only. The campus does not offer a meal plan.*

#### ***Course Fees, Fees in Lieu of Tuition and Administrative/Misc. Term Fees***

Each request for a new course or miscellaneous term fee, or any increase in an existing fee, has been reviewed through the budget process. Attachments 6 and 7 contain the lists of all such proposed fees that are recommended for approval at this time. Each of the fees meets the parameters established in Regents policy.

Course fees are supplemental to tuition for costs unique and essential to the specific course to which they apply. Administrative guidelines further outline very specific examples to aid in implementation of the policy and ensure compliance with policy intent. The most common examples of costs “unique and essential” to the specific course include transportation for field trips, items consumed during the course or

produced and retained by the student as a result of course work, and special talents purchased for help in delivery of the course (art models, speakers, etc.). A course fee listed on Attachment 6 may apply to only one course, or it may be applied to multiple courses that meet the same definitions and cost structures for which the fee is proposed.

Miscellaneous Term fees vary in their purpose and structure, but generally either address a benefit that is common to all students on the campus (capital enhancement fee, stadium fee) or is very unique to the circumstances of the individual (testing fees, locker rentals, late payment fees, study abroad fees, etc.).

Some of the fees in these categories are “fees in lieu of tuition”, which are charged in situations where the total program cost is packaged in a way that better lends itself to a comprehensive fee structure. They are often implemented in a split manner (tuition portion and fee portion) for tax reporting purposes, but they are communicated as a comprehensive fee. The two primary purposes for this type of fee are the College in the Schools Program in state law and the many study programs requiring domestic and foreign travel implemented through the colleges and the Learning Abroad Center. Fees in lieu of tuition are technically implemented either as a course fee (based on registration for a course assigned this fee) or as a term fee (registered for a term-based program assigned this fee), so they are included in either Attachment 6 or 7.

The all-funds budget recommended in this document, as displayed on Attachment 1 includes the fee increases (and decreases) as part of the projected revenues for FY16. There are relatively few fee increases proposed in these categories as part of the President’s Recommended FY16 Operating Budget. All increases fall into one of four allowable categories:

- 1) Cases in which there is a new course in a grouping of courses, or a new activity in a new or existing course, that has traditionally carried a fee for costs consistent with the Board of Regents Policy on Tuition and Fees.
- 2) Cases in which the costs for items supported through an existing fee are increasing significantly enough to warrant the increase in the fee.
- 3) Cases in which there is a purposeful “restructuring” of the fees. For example, there is a proposed change to lower the installment plan fees on all campuses and at the same time increase the late-payment fees on all campuses; a change designed to lower a barrier to flexible payment options while increasing the disincentive to make late payments, while generating no net new revenues for the institution.
- 4) Cases in which the fee represents a pass-through of a cost to the University from an external entity, and that cost is increasing from prior years (examples – study abroad programs, testing services, etc.).

#### Special Notes on Two Fees for FY16:

The International Student Fee is proposed to increase as follows: from \$100 to \$125 at Crookston, and from \$125 to \$250 on the Duluth, Morris and Twin Cities campuses. Each campus prioritizes the use of revenue from this fee to support the most pressing needs of its international student community. Funds are used for such things as advising, tutoring, field trips, cross-cultural adjustment activities, language development, intercultural training for students, staff and faculty, and so on. The increased revenue will support cost increases in these areas and/or expansion of activities.

Although it is not being proposed for change in FY16, the President is planning to adjust the scope of the Twin Cities Student Capital Enhancement Fee - to use the revenue generated from the fee to support longer term facility depreciation, maintenance and renovation needs of University Recreation and Wellness, Student Unions & Activities, and Boynton Health Service, three student-centered units within Student Affairs. This \$75/semester fee was implemented in FY09 to support capital projects for

University Recreation and Wellness. It can support approximately \$82m of debt service and currently funds debt service on the East Bank Recreation Center expansion and the “bubble” fields (total costs of \$66.2m). It does not, nor will it in the future, cover other operating costs of these facilities. The Student Affairs units have been working over the last year to develop a coordinated 10-year facilities plan and a process for prioritizing capital projects for the upcoming year and beyond. The President has decided that some of the priority projects coming through this process can appropriately be supported by the currently untapped capacity funded through the capital enhancement fee. So moving forward, the fee will continue to support projects for University Recreation and Wellness, and will additionally support projects for Boynton Health Services and Student Unions and Activities.

### ***Campus/Collegiate Fees and Durable Goods Fees***

The definition of “Academic Fees” within the Regents Policy on Tuition and Fees categorizes the purpose of these fees into two, more specific types:

- The first is for general Academic Fees (known as campus or collegiate fees): fees for “goods and services that directly benefit students but that are not part of actual classroom instruction”. Allowable goods and services include advising, career services, computer labs, special equipment, orientation activities and other goods or activities intended to enhance the student experience outside of actual classroom instruction.
- The second is for Durable Goods Fee: fees for educational materials and equipment that will be owned by, potentially owned by, or assigned to a specific student for their use during the entire term. Durable goods fees may not be charged for services, or for use of equipment owned and retained by the University, with the exception of computer or other specialized equipment assigned for a full term to a specific student.

Attachment 8 contains the list of all proposed academic fee rates recommended for approval at this time. These fees, including their purpose and specific levels, have been reviewed through the budget process. This budget includes proposed increases in each of the collegiate fees on the Duluth campus and in three collegiate fees on the Twin Cities campus:

- Increases for the UMD collegiate fees are either \$35 or \$40 per semester, which is a percentage range of 11-28% depending on the college. The increased revenue will support career services and will help address the structural budget imbalance for the campus.
- The increase for the College of Education and Human Development on the Twin Cities campus is \$30 per semester. The increased revenue will allow the college to sustain its successful “Ipad Initiative” for students and other initiatives focused on the use of technology in teaching and learning.
- The increase for the College of Pharmacy is \$8 per semester for professional students and \$5 per semester for graduate students. The increased revenue will be used for required e-books that are a part of the school’s revised curriculum. As an institution, the University is able to negotiate reduced prices compared to what students would pay on their own for these books.
- The increase for the School of Nursing is \$35 per semester. This increase does not result in an increase in revenue for the school, as it is paired with elimination of their current application fee. The school now participates in a universal nursing application system, which carries a standard \$40 application fee, so in conjunction with that, they are proposing elimination of their separate application fee, improving and streamlining the application experience for potential students. The

revenue increase from the collegiate fee is estimated to offset the loss of revenue from elimination of the application fee, and it will continue to be used to review applications at the school level.

The all-funds budget recommended in this document, as displayed on the Attachment 1 includes the Academic fee revenue as part of the projected revenues for FY16.

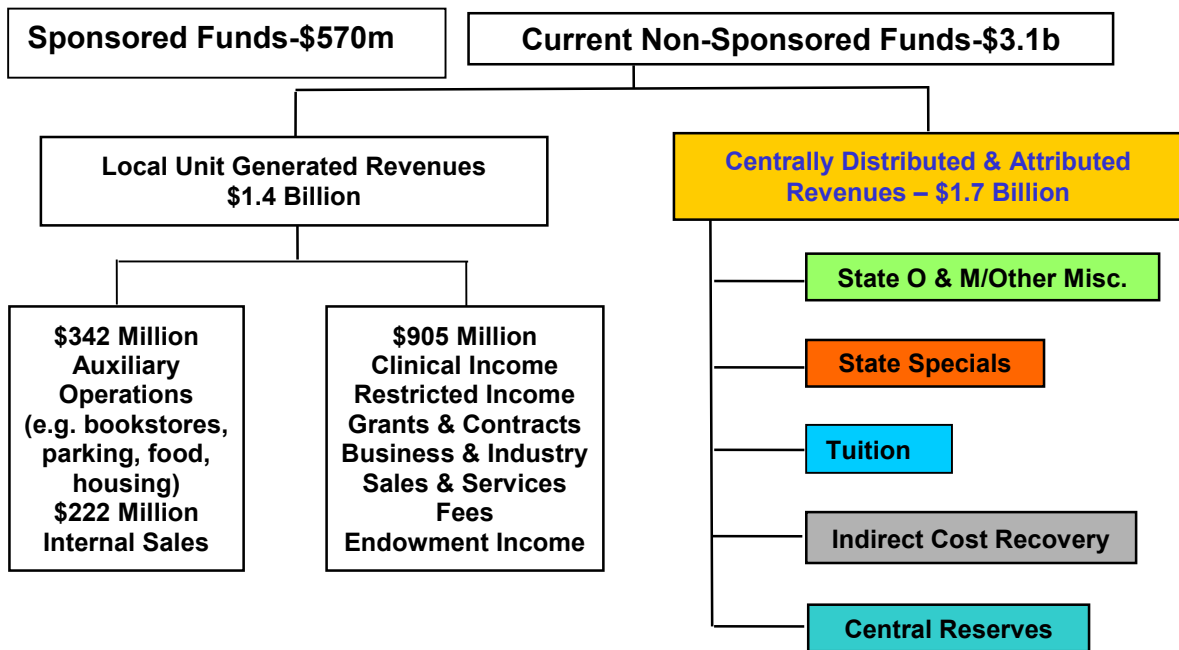
**D. Summary - Student Services Fees**

Attachment 9 outlines the recommendations to the Board regarding student service fees at all campuses for FY16. These fees have also been incorporated into the *Change in Tuition, Fees and Room & Board FY15 vs FY16* information displayed above.

The remainder of this document is a summary of the all-funds budget for FY16.

**IV. All-Funds Budget – Summary**

The FY16 operating budget presented here for approval is an “all-funds” budget. Attachment 10, “Resource and Expenditure Budget Plan – University Fiscal Page”, provides the detailed budget for FY16 in an all-funds context. The chart below displays the fund structure included in this budget.



Sponsored funds are those provided to the University by a grant or a contract under Board policy and administered through Sponsored Project Administration (SPA) and Sponsored Financial Reporting (SFR). They are restricted funds budgeted on a multi-year, project by project basis, subject to special grant rules and reporting procedures. For FY16, the total projected sponsored funds budget (without indirect costs) is \$570 million. It is included here for the purposes of identifying the University’s total annual operating budget, but it does not require Board approval for particular projects.

Those funds in the Local Unit Generated category are, by University Policy, monitored and reviewed by central administration, but are automatically attributed to the units as generated and are managed within those units. The annual budgeting of revenues and expenses in this category of funds requires estimating and decision making processes at the local unit level, but not by central administration. The primary focus of the discussion and information in this document centers on the category of funds commonly referred to as “centrally distributed and attributed” – funds requiring a decision process or formal approval by central administration and the Board of Regents on the exact amount to estimate and budget in each academic and support unit. These are the funds that support nearly the entire maintenance and operations of the University’s core mission.

### **FY16 Operating Budget Overview**

This recommended operating budget for FY16 has been developed in adherence with the budget principles and strategies used to guide the University budgetary framework and decisions over the last several years:

- Advance the University’s quality and competitiveness through targeted and timely investment in mission-critical academic and capital priorities
- Compensate, support and retain talented faculty and staff
- Continue to improve financial access and affordability for students
- Take additional strategic actions to grow and stabilize revenues including state, sponsored, and private support, as well as revenue generated through educational programs
- Reduce current and projected administrative costs

The goal of budget planning is to advance the excellence, quality, productivity, and impact of the University of Minnesota while ensuring the University’s long-term financial vitality and integrity. The University of Minnesota is essential to Minnesota in terms of human capital, innovation, economic growth and quality of life. Support for the University of Minnesota remains strong and a strong state partnership and strong public support remain essential to maintaining the University’s quality and ability to deliver on its public mission. All efforts undertaken to implement this recommended operating budget for FY16 will support the University’s long-term goals of excellence. In summary, the budget for total current nonsponsored funds is proposed as follows:

#### **Current Nonsponsored Funds- Fiscal Year 2015-16 Operating Budget (including internal sales activity)**

Beginning Balance	\$800,138,121
Revenue & Net Transfers	<u>\$2,979,927,023</u>
Total Net Resources	\$3,780,065,144
Expenditures	<u>\$2,979,163,635</u>
Ending Balance	\$800,901,509

#### **Sponsored Funds – Fiscal Year 2015-16 Budget**

Projected “Direct” Revenues	\$570,000,000
-----------------------------	---------------

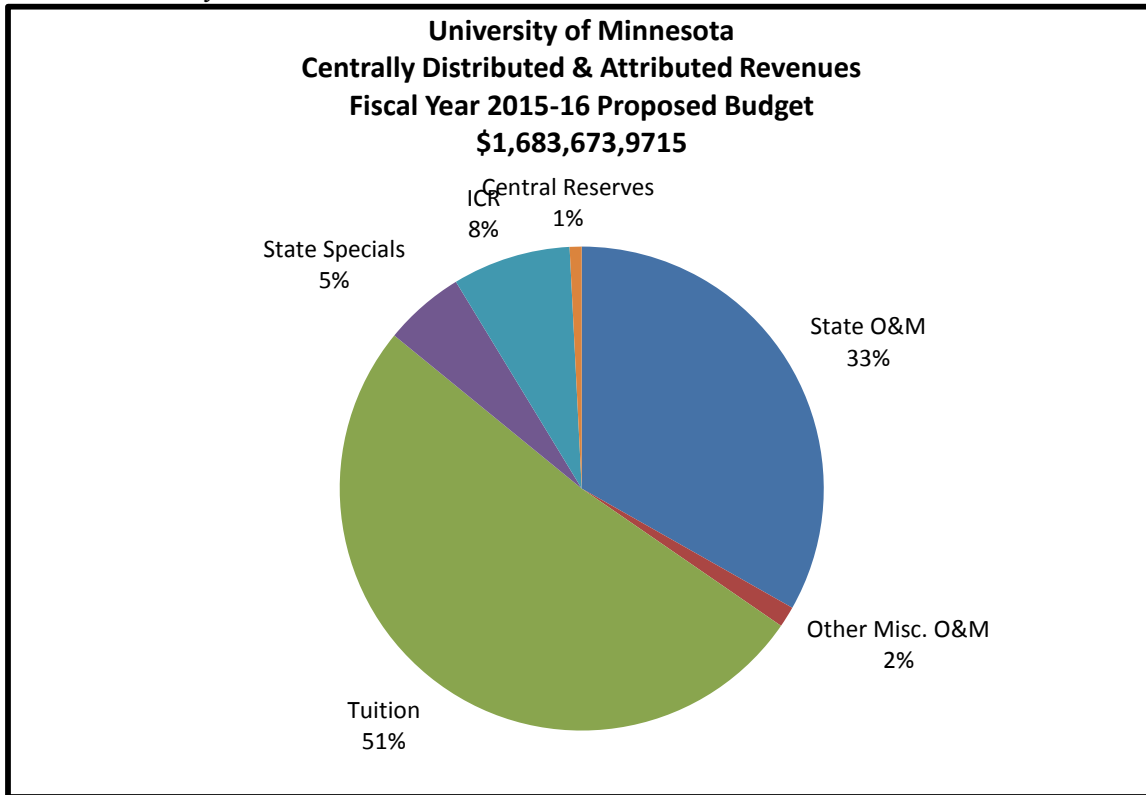
Within the FY16 Recommended Operating Budget, the primary funds supporting teaching, research and outreach are Operations and Maintenance (O&M), Tuition, State Specials, Indirect Cost Recovery (ICR) and Central Reserves – those described above as centrally distributed and attributed. These five funds

total approximately 48% of the projected \$3.5 billion in externally generated revenues of the University (excluding internal sales) and represent the major focus of budget development and planning in support of the University’s core infrastructure and academic mission. The remaining 52% of the University’s budget is derived from more restricted funds including sponsored grants and contracts (16%), and fees, auxiliary enterprises, philanthropic support, education sales and services, etc. (36% combined).

**Revenue and Expenditure Plan – Centrally Distributed/Attributed Funds  
(O&M, Tuition, State Specials, ICR, Central Reserves)**

		<u>Percent</u>
<b><i>Beginning Balance</i></b>	<b><i>\$22,664,190</i></b>	
<b><i>Annual Revenues</i></b>		
Operations & Maintenance-State	559,111,000	33.2%
Operations & Maintenance-Other	23,900,000	1.4%
Tuition	863,157,458	51.3%
State Specials	90,845,000	5.4%
Indirect Cost Recovery	133,015,763	7.9%
Central Reserves	<u>13,644,750</u>	.8%
<b><i>Total Annual Revenues</i></b>	<b><i>\$1,683,673,971</i></b>	<b><i>100%</i></b>
<b><i>Total Net Resources</i></b>	<b><i>\$1,706,338,161</i></b>	
<b><i>Allocations to Units</i></b>	<b><i>\$1,682,918,353</i></b>	
<b><i>Ending Balance</i></b>	<b><i>\$23,419,808</i></b>	

The chart below displays the estimated relative share that each of these revenue sources represents of the estimated centrally distributed and attributed revenues for FY16.



## V. All Funds Budget – Revenue Summary

### A. Non-Current Funds

Since expenditures in these funds can change significantly from one year to the next, budgets for non-current funds are less predictable than the budgets for current funds. Noncurrent funds can generally be classified into one of the following fund groups:

- 1) Plant Funds – The majority of non-current expenditures are contained within the plant funds. These funds are to account for property, plant and equipment transactions of the University. The spending pattern in this area varies depending upon capital project construction timetables and available financing from external sources such as State of Minnesota general obligation bonds. Plant fund activities (capital projects over \$500,000) are summarized in the annual capital budget to be presented to the Board of Regents for review and approval in June 2015.
- 2) Endowment and Similar Funds – The resources included in endowment and similar funds are a combination of gifts made to the University that contain certain stipulations as to preservation of principal, and additions to existing endowments in the form of investment income and market value fluctuations. Projections of total change in endowment and similar funds are difficult because these funds are subject to market risks as well as fluctuations in contributions.
- 3) Loan Funds – These funds are designated for student loans, which are provided by the federal government, the State of Minnesota, and private donors. The loan fund is the smallest group of non-current funds. Additions to the fund consist of interest received on outstanding loans and new contributions.

Noncurrent funds generally do not support the daily operations of the University and therefore are not detailed further within this document.

### B. Current Funds

Current funds support the day-to-day activities of the University and can be explained in two categories:

- 1) Nonsponsored Funds
  - Centrally Distributed and Attributed – Funds distributed or attributed by the Board of Regents, which may be further distributed to a unit or department by a central, collegiate or administrative office.
  - Self-Sustaining – Funds in which expenditures are supported by revenues earned by the internal or external sale of goods or services, fees, federal appropriations, or by gifts from external donors.
- 2) Sponsored Funds (sponsored research) – Funds provided by a grant or contract that are administered by Sponsored Projects Administration within the Office of the Vice President for Research.

For FY14, the most recent year of actual resource and expenditure information, current fund revenues for University operations totaled approximately \$3.7 billion. Attachment 5 contains the definitions of all current nonsponsored and sponsored funds. Table 4 (below) outlines the major funding sources supporting FY14 expenditures, updated estimates of these sources for FY15 and the proposed budget for FY16.

**Table 4  
Current Fund Revenues  
Sponsored and Nonsponsored**

<u>Funding Source</u>	<u>FY2013-14 Actual Revenues</u>	<u>FY2014-15 Estimated</u>	<u>FY2015-16 Proposed Budget</u>	<u>FY16 % of Total</u>
Operations & Maintenance Approp	\$515,211,000	\$529,511,000	\$559,111,000	15.0%
Tuition	884,362,515	883,013,927	898,157,458	24.1%
State Specials	89,306,942	94,895,000	90,845,000	2.5%
Indirect Cost Recovery	145,279,482	137,517,348	133,015,763	3.6%
Federal Appropriations	17,494,902	16,286,188	16,286,188	.4%
Grants & Contracts/Misc.	331,414,709	338,861,611	342,250,227	9.2%
Internal Sales	218,395,392	219,390,620	221,584,526	6.0%
Gifts & Endowment Income	226,915,073	207,932,037	216,249,318	5.8%
Auxiliary Enterprises	331,686,194	335,734,295	342,113,247	9.2%
Sales, Fees and Misc. Income	<u>321,168,291</u>	<u>324,155,344</u>	<u>330,314,296</u>	<u>8.9%</u>
Subtotal Current Nonsponsored	\$3,081,234,500	\$3,087,297,370	\$3,149,927,023	84.7%
Sponsored Research (direct)	<u>\$566,597,252</u>	<u>\$570,000,000</u>	<u>\$570,000,000</u>	<u>15.3%</u>
Total Revenue	\$3,647,831,752	\$3,657,297,370	\$3,719,927,023	100%

### **Revenue Summary by Fund Group**

The President's recommended operating budget is composed of current, nonsponsored funds that represent 84.7% of all current fund resources. The budget also includes estimated resources for current, sponsored funds, which comprise the remaining 15.3% of annual current fund resources. What follows is a brief overview of the FY16 revenue summary for each of the current fund categories.

#### **Centrally Distributed and Attributed Funds**

##### ***Operations and Maintenance Fund***

The financial plan for the Operations and Maintenance fund is based upon resources derived from state appropriations, financial services fees, the Enterprise Assessment, and transfers-in from central reserves.

Resources available for FY16 are projected to be \$589,062,165. This represents an increase in resources of \$28,482,000 compared to FY15.

- Legislative appropriations are increasing \$29,600,000: an increase of \$11,100,000 to mitigate the cost of attendance for students and enhance the University's research, education and public service missions; an increase of \$15,000,000 for improvements in the Medical School, and an increase of \$3,500,000 for the debt service costs of the Bell Museum project, which was added in to the University's FY16 base during the 2014 legislative session.
- Application/Bursar/Misc. fees that are recorded in central accounts are expected to increase \$500,000 over FY15 due to the proposed increase in the international students' fee.
- Resources from the Enterprise Assessment (internal assessment to support the enterprise system replacement projects) are estimated to increase \$2,050,000, allowing for an accelerated payment of the accumulated costs of the Enterprise Systems Upgrade Project.
- The transfer-in from Central Reserves to support the O&M operating budget will decrease by \$3,668,000 due to a change in the way the University support of the Foundation is accounted for. Rather than transferring Central Reserves income to O&M and then allocating this support from



the O&M fund, in the future the support will be recorded as a direct allocation from the Central Reserves fund.

### ***Tuition***

Estimated tuition revenue is increasing \$15,143,531 between FY15 and FY16. The majority of this growth is a result of the proposed rate increases described earlier in this document to meet the budget challenge for the year. A smaller portion is related to slight increases in enrollment or proposed rate increases slightly above the standard 2.5% on graduate and professional tuition. The revenue estimates for FY15 are based on a 1.5% rate change for resident undergraduates, the planned \$500 increase in the tuition surcharge for the Carlson School of Management, a rate increase of \$1,350 (7%) for nonresident undergraduates on the Twin Cities campus, a rate increase of \$461 (3%) for nonresident undergraduates on the Duluth campus, and a 2.5% rate increase for graduate students and many professional students. The rates for some specific graduate, certificate and professional programs will vary based on market considerations (see Attachment 4).

Attachment 10, Fund Forecast – Centrally Distributed and Attributed Funds, identifies the tuition estimates for FY15 and FY16 by college, campus and support unit. Under the institutional budget model, 100% of the tuition revenue is attributed to the units that generate it.

### ***State Specials***

Revenues from the state specials available for FY16 total \$90,845,000, which is a decrease of \$4,050,000 from FY15. Some of the appropriations from the 2014 legislative session were one-time and therefore have been removed from the recurring base beginning in FY16: \$150,000 of the Regenerative Medicine portion of the Health Sciences Special; \$3.4 million for research on Terrestrial Invasive Species and \$1 million for the Forever Green Agriculture initiative. These reductions are partially offset by the new \$500,000 appropriation for research on Alzheimer’s Disease and dementia.

The state specials by appropriation for FY15 and FY16 are:

Agricultural Special	\$42,922,000	\$42,922,000
Health Sciences Special	9,354,000	9,204,000
Technology Special	1,140,000	1,140,000
System Special	5,181,000	5,181,000
Mayo/University Partnership	7,491,000	7,991,000
Misc. Projects	4,400,000	0
Cigarette Tax	22,250,000	22,250,000
MN Care	<u>2,157,000</u>	<u>2,157,000</u>
Totals	\$94,895,000	\$90,845,000

The allocation of these appropriations by unit is included on Attachment 10: Fund Forecast - Centrally Distributed and Attributed Funds.

### ***Indirect Cost Recovery***

The financial plan for indirect cost recovery funds is based upon estimated resources derived from the reimbursements received from sponsors to cover “overhead/facilities and administrative” costs associated with sponsored research. For FY16, available indirect cost recovery resources are estimated to be \$133,015,763. This represents a decrease in resources available for distribution of \$4,501,585 compared

to the estimate for the previous year – all from an estimated decrease in generated revenues based on projected grant activity. This is the fifth year in a row of slightly lower expected revenues from this source. The Federal sequestration and the resulting reduction of funding available from the federal agencies, combined with continued competition from research institutions for that reduced pool of funding, is responsible for the estimated decline in revenues.

A new four-year F&A (facilities and administrative cost) rate agreement was signed on December 8, 2011. These new rates are effective from FY12 through FY15, and will continue to be used after the end of FY15 until a new rate agreement is established. These rates are applied to allowable direct grant expenditures to generate the Indirect Cost Recovery revenue:

<b>Award Type</b>	<b>Current Rate (Use for FY15)</b>	<b>Old Rate</b>
On-Campus Research	52.0%	51.0%
On-Campus Public Service (a.k.a. Other Sponsored Activities)	33.0%	32.0%
On-Campus Instruction	50.0%	50.0%
Hormel Institute	52.5%	52.5%
Department of Defense Contracts	57.0%	57.0%
Off-Campus Projects	26.0%	26.0%

Attachment 10, Fund Forecast – Centrally Distributed and Attributed Funds, identifies the ICR estimates for FY15 and FY16 by college, campus and support unit. Under the institutional budget model, 100% of the ICR revenue is attributed to the units that generate it.

### ***Central Reserves***

The primary revenue source for the central reserves fund is investment earnings from the temporary investment pool. The purpose of this fund is to insulate the University from potential major financial risks, including:

- Unanticipated or uninsured catastrophic events
- Temporary institutional revenue declines or expenditure gaps
- Unforeseen legal obligations and costs
- Failures in central infrastructure
- Failures of major business systems

The financial plan for FY16 central reserves is based on estimated resources derived from investment earnings. Resources available for the year are projected to be \$30,257,775 which is an increase of \$5,522,750 from FY15.

- The balance available from the previous year is estimated at \$3,679,750 more than that available in FY15.
- Gross investment income is estimated to increase \$200,000 over FY15.
- The estimate of capital gains/losses is \$1,700,000 less than in FY15, which has a negative impact on the balance (estimated loss of \$1,525,000 compared to a gain of \$175,000 in FY15).
- The fees and operating costs deducted from earnings is \$325,000 more than in FY15.
- The transfer to O&M is \$3,668,000 lower than in FY15.

The financial plan for FY16 central reserves includes allocations of \$7,258,000.

After allocations and transfers, the central reserves balance is projected to be \$22,999,775 at the end of FY16. Based on FY16 state appropriations, Board of Regents policy would set the required balance at \$25,998,240. Efforts will continue each year to increase the reserve back to Board policy level.

#### Self-Sustaining Funds

##### ***Auxiliary Enterprises***

The University operates a number of operations that provide goods and services predominantly to individuals in the University community and incidentally to the general public. Resident halls, food service, student unions, bookstores, parking and transit, health services and intercollegiate athletics are primary examples of these activities referred to as auxiliary enterprises.

Overall, the FY16 budget for auxiliary enterprises is based upon estimated resources of approximately \$342,000,000.

##### ***Internal Service Activities***

The University conducts internal service activities for the purpose of convenience, cost or control. These activities provide goods and services predominantly to University departments and incidentally to the general public. Fleet services, UMarket Services, and the Physics Shop are examples of internal service activities.

Overall, the FY16 budget for internal service organizations is built based upon estimated resources of approximately \$221,500,000.

##### ***Other Unrestricted and Other Restricted Nonsponsored Activity***

FY16 budget for other unrestricted and restricted nonsponsored funds are based upon estimated resources of approximately \$905,000,000.

The other unrestricted fund category includes resources derived from miscellaneous activity such as sales of education goods and services, clinical income, and course and campus/collegiate fees.

The other restricted fund category includes numerous restricted accounts, the funds of which may only be used in accordance with the purposes established by the source. Examples of funds included in this category are grants and contracts with business and industry, gifts received through the University of Minnesota Foundation, and restricted government appropriations.

#### Sponsored Research

Sponsored research consists of grants and contracts administered through the Office of Sponsored Project Administration (SPA). Sponsored funds typically represent multi-year activities surrounding research projects. Estimated expenditures for a given year will vary according to the University's ability to obtain research grants as well as the timing of expenditures related to current or pending research projects. Estimated direct expenditures for FY16 equal \$570,000,000.

## **VI. All Funds Budget – Expenditure/Allocation Summary**

For FY14, the most recent year of actual resource and expenditure information, current fund expenditures for University operations totaled approximately \$3.5 billion. Attachment 5 contains the definitions of all current nonsponsored and sponsored funds. Table 5 below outlines (according to function) the current

fund expenditures for FY14, updated estimates of these expenditures for FY15, and the proposed budget for FY16.

**Table 5**  
**Current Fund Expenditures**

<u>Funding Source</u>	<u>FY2013-14 Actual Expenditures</u>	<u>FY2014-15 Estimated</u>	<u>FY2015-16 Proposed Budget</u>	<u>FY16 % of Total</u>
Instruction	\$767,794,247	\$766,328,680	\$780,683,597	22.0%
Research	275,407,003	274,881,305	280,030,399	7.9%
Public Service	173,578,345	173,247,019	176,492,293	5.0%
Academic Support	465,501,759	464,613,209	473,316,372	13.3%
Student Services	124,567,213	124,329,438	126,658,385	3.6%
Institutional Support	259,011,461	258,517,059	263,359,617	7.4%
Plant/Ops & Maintenance	308,098,107	307,510,008	313,270,305	8.8%
Scholarships/Fellowships	278,317,777	277,786,524	282,990,038	8.0%
Auxiliary Enterprises	<u>277,700,726</u>	<u>277,170,651</u>	<u>282,362,629</u>	<u>8.0%</u>
	\$2,929,976,638	\$2,924,383,894	\$2,979,163,635	84.0%
Subtotal Sponsored (direct)	\$566,597,252	\$570,000,000	\$570,000,000	16.0%
Total Expenditures	\$3,496,573,890	\$3,494,383,894	\$3,549,163,635	100.0%

The President's recommended operating budget is composed of current, nonsponsored funds that represent 84% of all current fund expenditures. The budget also includes estimated expenditures for current, sponsored funds, which comprise the remaining 16% of annual current fund expenditures.

#### Centrally Distributed and Attributed – Proposed Distributions

Within the context of available resources, the proposed distributions for the centrally distributed and attributed funds are as follows:

#### **Fiscal Year 2015-16 Proposed Distributions Centrally Distributed and Attributed Funds**

	<u>O&amp;M</u>	<u>Tuition</u>	<u>State Specials</u>	<u>ICR</u>	<u>Central Reserves</u>
Balance Forward	\$319,165	\$0	\$0	\$0	\$22,345,025
Annual Revenue/ Net Transfers	<u>\$588,743,000</u>	<u>\$863,157,458</u>	<u>\$90,845,000</u>	<u>\$133,015,763</u>	<u>\$7,912,750</u>
Total Net Resources	\$589,062,165	\$863,157,458	\$90,845,000	\$133,015,763	\$30,257,775
Planned Distributions	<u>\$588,642,132</u>	<u>\$863,157,458</u>	<u>\$90,845,000</u>	<u>\$133,015,763</u>	<u>\$7,258,000</u>
Ending Balance	\$420,033	\$0	\$0	\$0	\$22,999,775

Details on specific distributions by campus, college and support unit can be found on Attachment 10, Fund Forecast – Centrally Distributed and Attributed Funds.

## **VII. All Current Funds Operating Budget – Resolution**

Attachment 11 contains the budget resolution for approval by the Board of Regents.

**Attachment 1  
Resource and Expenditure  
Budget Plan  
University Fiscal Page**

<b>Current Non-Sponsored Funds Only</b>		<b>Actual</b>	<b>Actual</b>	<b>Estimated</b>	<b>Budget Plan</b>
		<b>FY13</b>	<b>FY14</b>	<b>Budget</b>	<b>FY16</b>
				<b>FY15</b>	
<b>RESOURCES</b>					
a	<b>Carry Forward</b>	\$774,055,765	\$813,782,674	\$801,012,393	\$798,925,869
<b>Current Revenue - Total Revenue by Fund</b>					
	O&M State Appropriation	\$483,881,000	\$515,211,000	\$529,511,000	\$559,111,000
	Tuition	\$869,820,262	\$884,362,515	\$883,013,927	\$898,157,458
	State Special	\$85,828,895	\$89,306,942	\$94,895,000	\$90,845,000
	Sales, Fees, and Misc	\$311,698,815	\$321,168,291	\$324,155,344	\$330,314,296
	Indirect Cost Recovery	\$149,933,199	\$145,279,482	\$137,517,348	\$133,015,763
	Auxiliary Enterprises	\$313,550,017	\$331,686,194	\$335,734,295	\$342,113,247
	Internal Sales	\$222,999,075	\$218,395,392	\$219,390,620	\$221,584,526
	Federal Appropriations	\$12,840,804	\$17,494,902	\$16,286,188	\$16,286,188
	Gifts & Endowment Income	\$189,704,333	\$226,915,073	\$207,932,037	\$216,249,318
	Restricted Grants, Contracts & Misc	\$306,811,846	\$331,414,709	\$338,861,611	\$342,250,227
b	<b>Total Revenues</b>	\$2,947,068,246	\$3,081,234,500	\$3,087,297,370	\$3,149,927,023
c	<b>TOTAL NET RESOURCES (a+b)</b>	\$3,721,124,011	\$3,895,017,174	\$3,888,309,763	\$3,948,852,892
<b>EXPENDITURES</b>					
<b>Expenditures by Function</b>					
	Instruction	\$731,734,783	\$767,794,247	\$766,328,680	\$780,683,597
	Research	\$256,469,750	\$275,407,003	\$274,881,305	\$280,030,399
	Public Service	\$162,206,619	\$173,578,345	\$173,247,019	\$176,492,293
	Academic Support	\$445,220,084	\$465,501,759	\$464,613,209	\$473,316,372
	Student Services	\$118,793,538	\$124,567,213	\$124,329,438	\$126,658,385
	Institutional Support	\$203,820,989	\$259,011,461	\$258,517,059	\$263,359,617
	Operations & Maintenance of Plant	\$286,318,482	\$308,098,107	\$307,510,008	\$313,270,305
	Scholarships & Fellowships	\$263,880,301	\$278,317,777	\$277,786,524	\$282,990,038
	Auxiliary Enterprises	\$266,507,293	\$277,700,726	\$277,170,651	\$282,362,629
	<b>Total Expenditures</b>	\$2,734,951,840	\$2,929,976,638	\$2,924,383,894	\$2,979,163,635
<b>Expenditures by Natural Classification</b>					
	Salaries	\$1,234,777,624	\$1,316,269,323	\$1,328,136,606	\$1,358,852,791
	Fringe Benefits	\$388,330,343	\$419,082,711	\$412,763,520	\$427,433,866
	Student Aid	\$268,133,103	\$280,827,194	\$283,128,516	\$288,260,865
	Supplies, Services, Miscellaneous	\$350,793,623	\$374,805,330	\$383,428,137	\$391,912,358
	Consulting & Professional Services	\$112,179,386	\$139,932,361	\$124,236,395	\$110,247,377
	Materials for Resale	\$69,724,434	\$57,344,757	\$57,837,097	\$58,936,002
	Capital Assets/Equipment	\$63,677,794	\$54,325,564	\$42,223,581	\$43,025,829
	Noncapital Equipment	\$31,300,063	\$34,214,882	\$29,666,063	\$30,229,718
	Rents & Leases	\$28,661,194	\$30,548,526	\$30,724,015	\$31,307,771
	Repairs, Maintenance, Supplies	\$63,649,610	\$65,022,224	\$67,163,810	\$68,507,086
	ICR, Subcontracts, Participant Expense	\$797,998	\$855,124	\$598,587	\$580,629
	Other Expenses & Adjustments	(\$26,372,160)	(\$5,390,789)	(\$1,139)	\$0
	University Assessments	(\$924)	(\$1,360)	\$1,142,800	\$0
	Utilities	\$149,299,751	\$162,140,793	\$163,335,906	\$169,869,342
d	<b>Total Expenditures</b>	\$2,734,951,840	\$2,929,976,638	\$2,924,383,894	\$2,979,163,635
<b>TRANSFERS &amp; ADJUSTMENTS</b>					
e	<b>Transfers &amp; Carry Forward Adj</b>	(\$172,389,497)	(\$164,028,142)	(\$165,000,000)	(\$170,000,000)
<b>ENDING BALANCE (c-d+e)</b>					
		\$813,782,674	\$801,012,393	\$798,925,869	\$799,689,257

## Attachment 2 FY15 and FY16 Fringe Benefit Rates by Component

### Actual 2014-15

Fringe Component	Academic/Police	Non-Academic	Partial Benefits	Post Docs with UPlan	Graduate Assistant/GA Hlth
Retirement	11.9%	4.9%			
Income Disability	0.5%				
Unemployment	0.1%	0.1%	0.1%	0.1%	
Worker's Comp	0.2%	0.2%	0.2%	0.2%	
FICA	5.4%	5.4%	5.4%	5.4%	
Medicare	1.5%	1.5%	1.5%	1.5%	
Medical	12.1%	12.1%		12.1%	
Dental	0.5%	0.5%		0.5%	
Life	0.2%	0.2%		0.2%	
Tuition	0.7%	0.7%		0.7%	
GA Health					16.3%
Internal Admin	0.5%	0.5%	0.5%	0.5%	0.5%
Vacation	0.3%	0.3%		0.3%	
<b>Fringe Rate</b>	<b>33.9%</b>	<b>26.4%</b>	<b>7.7%</b>	<b>21.5%</b>	<b>16.8%</b>

\*\* Graduate Student tuition remission is a flat charge per hour that a student works.

### Planned 2015-16

Fringe Component	Academic/Police	Non-Academic	Partial Benefits	Post Docs with UPlan	Graduate Assistant/GA Hlth
Retirement	10.8%	5.0%			
Income Disability	0.5%				
Unemployment	0.2%	0.2%	0.2%	0.2%	
Worker's Comp	0.4%	0.4%	0.4%	0.4%	
FICA	5.5%	5.5%	5.5%	5.5%	
Medicare	1.4%	1.4%	1.4%	1.4%	
Medical	12.3%	12.3%		12.3%	
Dental	0.4%	0.4%		0.4%	
Life	0.1%	0.1%		0.1%	
Tuition	0.6%	0.6%		0.6%	
GA Health					17.2%
Internal Admin	0.4%	0.4%	0.4%	0.4%	0.4%
Vacation	1.1%	1.1%		1.1%	
<b>Fringe Rate</b>	<b>33.7%</b>	<b>27.4%</b>	<b>7.9%</b>	<b>22.4%</b>	<b>17.6%</b>

\*\* Graduate Student tuition remission is a flat charge per hour that a student works

**Attachment 3**  
**Graduate and Professional Student Fringe Table**  
Tuition Fringe as Dollar per Hour Charge

*Fiscal Year 2015-16*

	Tuition per hour	Health	FICA & Other Charges*	Total of % Fringe
<b>Summer Term Only</b>				
9571 Summer Term TA	\$0.00	17.20%	0.40%	17.60%
9572 Summer Term RA	\$0.00	17.20%	0.40%	17.60%
9573 Summer Term AF	\$0.00	17.20%	0.40%	17.60%
9574 Summer Session TA w/ T. Ben	\$42.17	17.20%	0.40%	17.60%
9575 Summer Session TA w/o T. Ben	\$0.00	17.20%	0.40%	17.60%
<b>Academic Year and Summer Term</b>				
9510 Grad Assistant Coach	\$18.29	17.20%	0.40%	17.60%
9511 Teaching Assistant (TA)	\$18.29	17.20%	0.40%	17.60%
9515 Graduate Instructor	\$18.29	17.20%	0.40%	17.60%
9517 Ph.D. Cand. Graduate Instructor	\$2.90	17.20%	0.40%	17.60%
9518 Adv. Masters TA	\$2.90	17.20%	0.40%	17.60%
9519 Ph.D. Cand. w/24 thesis cred. TA	\$2.90	17.20%	0.40%	17.60%
<b>Research Assistant (RA)</b>				
9521 Research Assistant (RA)	\$18.29	17.20%	0.40%	17.60%
9526 Graduate Research Project Asst.	\$18.29	17.20%	0.40%	17.60%
9527 Ph.D. Cand. Grad Research Proj. Asst.	\$2.90	17.20%	0.40%	17.60%
9528 Adv. Masters RA	\$2.90	17.20%	0.40%	17.60%
9529 Ph.D. Cand. w24 thesis cred. RA	\$2.90	17.20%	0.40%	17.60%
<b>Admin Fellow (AF)</b>				
9531 Admin Fellow (AF)	\$18.29	17.20%	0.40%	17.60%
9532 Adv. Masters AF	\$2.90	17.20%	0.40%	17.60%
9533 Ph.D. Cand. w/24 thesis cred. AF	\$2.90	17.20%	0.40%	17.60%
<b>Professional Program Asst.</b>				
9535 Professional Program Asst.	\$0.00	17.20%	0.40%	17.60%
<b>Legal Project Assistant</b>				
9538 Legal Project Assistant w/T. Ben	\$41.28	0.00%	0.00%	0.00%
9539 Legal Project Assistant w/o T. Ben	\$0.00	0.00%	0.00%	0.00%
<b>Dental Fellow</b>				
9553 Dental Fellow	\$18.29	0.00%	7.90%	7.90%
<b>Medical Fellow, Graduate Program</b>				
9554 Med Fellow, Graduate Program	\$9.14	0.00%	7.90%	7.90%
<b>Medical Resident, Graduate Program</b>				
9559 Med. Resident, Graduate Program	\$9.14	0.00%	7.90%	7.90%
<b>Veterinary Resident, Graduate Program</b>				
9549 Vet Resident, Graduate Program	\$12.19	0.00%	7.90%	7.90%

\* This column includes Social Security, Medicare, Unemployment Insurance, Workers Compensation, and an Internal Administration Fee. All job classes, except the Legal Project Assistant classes, contribute 0.4% for the Internal Administration Fee. In addition to the Internal Administration Fee, Dental Fellow, Medical Fellow, Medical Resident, and Veterinary Resident job classes contribute 6.9% to Medicare, 0.2% to Unemployment Insurance, and 0.4% to Workers Compensation for a total of 7.9%.

## University of Minnesota 2015-16 Tuition Plan: Tuition Rates

## 2015-16 Tuition Schedule

	A		B		C		D		E		F	
	2014-15		2014-15		2015-16		2015-16		2015-16		2015-16	
	Semester Rates		Semester Rates		Semester Rates		Semester Rates		Semester Rates		Semester Rates	
	Resident	Nonresident	Resident	Nonresident	Resident	Nonresident	Resident	Nonresident	Resident	Nonresident	% Increase	% Increase
<b>Twin Cities</b>												
<b>Undergraduate</b>												
Per Credit	\$ 463.84	\$ 742.69	\$470.77	\$794.62	1.5%	7.0%						
13-Credit Band	\$ 6,030.00	\$ 9,655.00	\$6,120.00	\$10,330.00	1.5%	7.0%						
Carlson School of Management tuition surcharge (paid in addition to rates above)												
Full time (9 or more credits)	\$ 750.00	\$ 750.00	\$1,000.00	\$1,000.00	Approved June 2012							
1-8 credits, Per Credit	\$ 75.00	\$ 75.00	\$100.00	\$100.00								
<b>Graduate School General Programs</b>												
Per Credit	\$ 1,288.16	\$ 1,973.33	\$1,320.34	\$2,042.34	2.5%	3.5%						
6-14 Credits	\$ 7,729.00	\$ 11,840.00	\$7,922.00	\$12,254.00	2.5%	3.5%						
Each Credit over 14	\$ 1,288.16	\$ 1,973.33	\$1,320.34	\$2,042.34	2.5%	3.5%						
<b>College specific post-baccalaureate programs</b>												
<b>College of Design</b>												
<b>Masters of Architecture</b>												
<b>Masters of Landscape Architecture</b>												
Per Credit	\$ 992.00	\$ 992.00	\$1,016.84	\$1,026.75	2.5%	3.5%						
12-17 Credits	\$ 11,904.00	\$ 11,904.00	\$12,202.00	\$12,321.00	2.5%	3.5%						
Each Credit over 17	\$ 992.00	\$ 992.00	\$1,016.84	\$1,026.75	2.5%	3.5%						
<b>Housing Studies Certificate</b>												
Per Credit	\$ 849.00	\$ 849.00	\$870.00	\$870.00	2.5%	2.5%						
<b>College of Education and Human Development</b>												
<b>Departmental Masters and Post-baccalaureate Certificates</b>												
Per Credit	\$ 631.00	\$ 958.00	\$660.17	\$1,021.17	4.6%	6.6%						
12-24 credits	\$ 7,572.00	\$ 11,496.00	\$7,922.00	\$12,254.00	4.6%	6.6%						
Each Credit over 24	\$ 631.00	\$ 958.00	\$660.17	\$1,021.17	4.6%	6.6%						
<b>College of Continuing Education</b>												
<b>Departmental Masters and Post-baccalaureate Certificates</b>												
<b>Masters of Professional Studies in Horticulture</b>												
<b>Addition Studies Certificate</b>												
Per Credit	\$ 631.00	\$ 958.00	\$ 631.00	\$ 958.00	0.0%	0.0%						
12 credits or more	\$ 7,572.00	\$ 11,496.00	\$ 7,572.00	\$ 11,496.00	0.0%	0.0%						
<b>Master of Biological Sciences</b>												
Per Credit	\$ 1,477.00	\$ 1,477.00	\$ 1,477.00	\$ 1,477.00	0.0%	0.0%						
8-12 credit plateau	\$ 11,816.00	\$ 11,816.00	\$ 11,816.00	\$ 11,816.00	0.0%	0.0%						
Each Credit over 12	\$ 1,477.00	\$ 1,477.00	\$ 1,477.00	\$ 1,477.00	0.0%	0.0%						
<b>Master of Professional Studies in Integrated Behavioral Health</b>												
Per Credit	\$ 750.00	\$ 750.00	\$ 750.00	\$ 750.00	0.0%	0.0%						
8-12 credit plateau	\$ 6,000.00	\$ 6,000.00	\$ 6,000.00	\$ 6,000.00	0.0%	0.0%						
Each Credit over 12	\$ 750.00	\$ 750.00	\$ 750.00	\$ 750.00	0.0%	0.0%						
<b>Master of Liberal Studies</b>												
<b>Innovation Studies Certificate</b>												
<b>Masters of Professional Studies in Arts and Cultural Leadership</b>												
Per Credit	\$ 1,168.00	\$ 1,168.00	\$ 1,168.00	\$ 1,168.00	0.0%	0.0%						
6-14 Credits	\$ 7,008.00	\$ 7,008.00	\$ 7,008.00	\$ 7,008.00	0.0%	0.0%						
Each Credit Over 14	\$ 1,168.00	\$ 1,168.00	\$ 1,168.00	\$ 1,168.00	0.0%	0.0%						



## University of Minnesota 2015-16 Tuition Plan: Tuition Rates

## 2015-16 Tuition Schedule

	A		B		C		D		E		F	
	2014-15		2014-15		2015-16		2015-16		2015-16		2015-16	
	Semester Rates		Semester Rates		Semester Rates		Semester Rates		Semester Rates		Semester Rates	
	Resident	Nonresident	Resident	Nonresident	Resident	Nonresident	Resident	Nonresident	Resident	Nonresident	Resident	Nonresident
<b>College of Liberal Arts</b>												
<b>Master of Geographical Information System</b>												
Per credit	\$ 1,341.66	\$ 2,058.33			\$1,375.00	\$2,130.38	2.5%		3.5%			
6-14 Credits	\$ 8,050.00	\$ 12,350.00			\$8,250.00	\$12,782.25	2.5%		3.5%			
Each Credit over 14	\$ 1,341.66	\$ 2,058.33			\$1,375.00	\$2,130.38	2.5%		3.5%			
<b>Doctorate in Audiology</b>												
Per credit	\$ 1,288.16	\$ 1,973.33			\$1,440.00	\$2,205.83	11.8%		11.8%			
6-14 Credits	\$ 7,729.00	\$ 11,840.00			\$8,640.00	\$13,235.00	11.8%		11.8%			
Each Credit over 14	\$ 1,288.16	\$ 1,973.33			\$1,440.00	\$2,205.83	11.8%		11.8%			
<b>Post-Baccalaureate Certificate in Technical Communication</b>												
Per credit	\$ 1,288.16	\$ 1,973.33			\$700.00	\$1,071.00	-45.7%		-45.7%			
<b>Humphrey School of Public Affairs</b>												
<b>Master of Public Policy (MPP)</b>												
<b>Master of Urban and Regional Planning (MURP)</b>												
<b>Master of Science in Science, Technology and Environmental Policy (MS-STEP)</b>												
Per Credit	\$ 1,466.91	\$ 2,118.04			\$1,503.67	\$2,192.17	2.5%		3.5%			
6-15 Credits	\$ 8,801.50	\$ 12,708.25			\$9,022.00	\$13,153.00	2.5%		3.5%			
Each Credit over 15	\$ 1,466.91	\$ 2,118.04			\$1,503.67	\$2,192.17	2.5%		3.5%			
<b>Master of Development Practice</b>												
Per Credit	\$ 1,466.91	\$ 2,118.04			\$1,503.67	\$2,192.20	2.5%		3.5%			
6-16 Credits	\$ 8,801.50	\$ 12,708.25			\$9,022.00	\$13,153.00	2.5%		3.5%			
Each Credit over 16	\$ 1,466.91	\$ 2,118.04			\$1,503.67	\$2,192.20	2.5%		3.5%			
<b>Master of Public Affairs Per Credit</b>	\$ 1,239.00	\$ 1,924.50			\$1,269.98	\$1,991.90	2.5%		3.5%			
<b>Certificate Programs</b>												
<b>Public Affairs Leadership (per cr)</b>												
<b>Policy Issues on Work and Pay (per cr)</b>												
<b>Early Childhood Policy (per cr)</b>												
Per Credit	\$ 1,239.00	\$ 1,924.50			\$1,269.98	\$1,991.90	2.5%		3.5%			
<b>Nonprofit Management</b>												
Per Credit	\$ 957.05	\$ 1,381.85			\$1,071.90	\$1,547.70	12.0%		12.0%			
10-15 Credits	\$ 9,570.50	\$ 13,818.50			\$10,719.00	\$15,477.00	12.0%		12.0%			
Each Credit over 15	\$ 957.00	\$ 1,382.00			\$1,071.90	\$1,547.70	12.0%		12.0%			
<b>Election Administration</b>												
Per Credit					\$900.00	\$1,100.00	New		New			
<b>College of Science and Engineering</b>												
<b>Management of Technology Masters</b>												
Per Credit	\$ 1,836.00	\$ 1,836.00			\$1,900.00	\$1,900.00	3.5%		3.5%			
<b>Software Engineering Masters</b>												
First Year	\$ 8,050.00	\$ 8,050.00			\$ 8,050.00	\$ 8,050.00	0.0%		0.0%			
Second Year (continuing)	\$ 8,050.00	\$ 8,050.00			\$ 8,050.00	\$ 8,050.00	0.0%		0.0%			
<b>Master of Financial Mathematics &amp; Fund of Quant Finance Cert.</b>												
Per Credit	\$ 865.00	\$ 1,065.00			\$917.00	\$1,150.00	6.0%		8.0%			
<b>Master of Security Technology</b>												
Per Credit	\$ 1,060.00	\$ 1,060.00			\$1,097.00	\$1,097.00	3.5%		3.5%			
<b>Medical Device Innovation Masters</b>												
Per Credit	\$ 1,103.00	\$ 1,103.00			\$1,142.00	\$1,142.00	3.5%		3.5%			

## University of Minnesota 2015-16 Tuition Plan: Tuition Rates

## 2015-16 Tuition Schedule

	A		B		C		D		E		F	
	2014-15		2014-15		2015-16		2015-16		2015-16		2015-16	
	Semester Rates		Semester Rates		Semester Rates		Semester Rates		Semester Rates		Semester Rates	
	Resident	Nonresident	Resident	Nonresident	Resident	Nonresident	Resident	Nonresident	Resident	Nonresident	Resident	Nonresident
<b>Carlson School of Management</b>												
<b>Industrial Relations Masters Day Program</b>												
Per Credit	\$ 927.00	\$ 1,522.00	\$ 950.00	\$ 1,575.00			2.5%	3.5%				
10-15 Credits	\$ 9,270.00	\$ 15,220.00	\$ 9,500.00	\$ 15,753.00			2.5%	3.5%				
Each Credit over 15	\$ 927.00	\$ 1,522.00	\$ 950.00	\$ 1,575.00			2.5%	3.5%				
<b>Industrial Relations Masters Evening Program</b>												
Per Credit	\$ 935.00	\$ 1,293.00	\$ 958.38	\$ 1,335.00			2.5%	3.2%				
<b>M.B.A. Day Program</b>												
<i>Entering Students (guaranteed two-year rates)</i>												
Per Credit	\$ 1,469.16	\$ 1,875.00	\$ 1,505.84	\$ 1,937.50			2.5%	3.3%				
12-19 Credits	\$ 17,630.00	\$ 22,500.00	\$ 18,070.00	\$ 23,250.00			2.5%	3.3%				
Each Credit over 19	\$ 1,469.16	\$ 1,875.00	\$ 1,505.84	\$ 1,937.50			2.5%	3.3%				
<i>Continuing Students</i>												
Per Credit			\$ 1,469.17	\$ 1,875.00			0.0%	0.0%				
12-18 Credits			\$ 17,630.00	\$ 22,500.00			0.0%	0.0%				
Each Credit over 18			\$ 1,469.17	\$ 1,875.00			0.0%	0.0%				
<b>M.B.A. Evening Program</b>												
Per Credit (1-11)	\$ 1,270.00	\$ 1,270.00	\$ 1,302.00	\$ 1,302.00			2.5%	2.5%				
Each Credit over 11	\$ 1,270.00	\$ 1,813.00	\$ 1,302.00	\$ 1,858.00			2.5%	2.5%				
<b>M.B.T. Program</b>												
Per Credit (1-11)	\$ 1,270.00	\$ 1,270.00	\$ 1,270.00	\$ 1,270.00			0.0%	0.0%				
Each Credit over 11	\$ 1,270.00	\$ 1,813.00	\$ 1,270.00	\$ 1,813.00			0.0%	0.0%				
<b>Master of Accounting</b>												
Per Credit (1-9)	\$ 930.00	\$ 1,520.00	\$ 970.00	\$ 1,600.00			4.3%	5.3%				
10-18 Credits	\$ 9,300.00	\$ 15,200.00	\$ 9,700.00	\$ 16,000.00			4.3%	5.3%				
Each Credit over 18	\$ 930.00	\$ 1,520.00	\$ 970.00	\$ 1,600.00			4.3%	5.3%				
<b>Master of Science in Business Analytics</b>												
Per Credit (1-14)	\$ 885.00	\$ 1,200.00	\$ 916.67	\$ 1,266.67			3.6%	5.6%				
15 credits or more	\$ 13,275.00	\$ 18,300.00	\$ 13,750.00	\$ 19,000.00			3.6%	3.8%				
<b>MS in Business Analytics Part-Time program</b>												
			\$ 1,200.00	\$ 1,200.00								
<b>Master of Science in Finance</b>												
Per Credit (1-14)			\$ 917.00	\$ 1,246.00								
15 credits or more			\$ 13,750.00	\$ 19,000.00								
<b>Executive MBA</b>												
Entering Students (guaranteed 2 yr rates)	\$ 27,000.00	\$ 27,000.00	\$ 27,875.00	\$ 27,875.00			3.2%	3.2%				
Continuing Students	\$ 26,250.00	\$ 26,250.00	\$ 27,000.00	\$ 27,000.00			2.9%	2.9%				

## University of Minnesota 2015-16 Tuition Plan: Tuition Rates

## 2015-16 Tuition Schedule

	A		B		C		D		E		F	
	2014-15		2014-15		2015-16		2015-16		2015-16		2015-16	
	Semester Rates		Semester Rates		Semester Rates		Semester Rates		Semester Rates		Semester Rates	
	Resident	Nonresident	Resident	Nonresident	Resident	Nonresident	Resident	Nonresident	Resident	Nonresident	Resident	Nonresident
<b>Dentistry, School of</b>												
Semester	\$ 16,122.00	\$ 29,160.00	\$ 16,686.00	\$ 30,472.00			3.5%	4.5%				
Summer Term	\$ 8,969.65	\$ 15,941.83	\$ 9,283.59	\$ 16,659.21			3.5%	4.5%				
Program Completion & alternate curriculum (per credit)	\$ 644.85	\$ 1,166.43	\$ 667.42	\$ 1,218.92			3.5%	4.5%				
Alternate curriculum summer (per credit)	\$ 689.98	\$ 1,226.30	\$ 714.13	\$ 1,281.48			3.5%	4.5%				
<b>PASS Program</b>												
Summer Term - Year 1		\$ 18,128.87		\$18,945.00								4.5%
Semester - Year 1		\$ 32,484.00		\$33,946.00								4.5%
Summer Term - Year 2		\$ 17,600.84		\$18,393.00								4.5%
Semester - Year 2		\$ 31,538.00		\$32,957.00								4.5%
Program Completion & Alternate Curriculum Year 1&2 (Summer, per credit)		\$ 1,317.00		\$1,376.27								4.5%
Program Completion & Alternate Curriculum Year 1&2-Per Credit		\$ 1,266.00		\$1,322.97								4.5%
<b>Dental Therapist Graduate Program</b>												
Semester (students admitted Fall 2013 or later)	\$ 7,729.00	\$ 11,840.00	\$ 7,922.00	\$ 12,254.00			2.5%	3.5%				
Semester (student admitted before Fall 2013)	\$ 7,377.00	\$ 11,784.00	\$ 7,562.00	\$ 12,196.00			2.5%	3.5%				
Summer Term (students admitted before Fall 2013)	\$ 7,377.00	\$ 11,784.00	\$ 7,562.00	\$ 12,196.00			2.5%	3.5%				
Program Completion & Alternate Curriculum per credit	\$ 562.38	\$ 908.46	\$ 576.44	\$ 940.26			2.5%	3.5%				
<b>Master of Dental Hygiene - Admit prior to Fall 2014</b>												
Semester	\$ 7,729.00	\$ 11,840.00	\$ 7,922.00	\$ 12,254.00			2.5%	3.5%				
Program Completion & Alternate Curriculum per credit	\$ 573.95	\$ 910.75	\$ 588.30	\$ 942.63			2.5%	3.5%				
<b>Master of Dental Hygiene - Admit Fall 2014 or later</b>												
Per credit (revised curriculum)				\$850.00		\$850.00			NA		NA	
<b>Certificate Programs</b>												
Oral Maxillofacial Surgery	\$ 1,865.33	\$ 1,865.33	\$ 1,865.33	\$ 1,865.33			0.0%	0.0%				
Orthodontics	\$ 4,287.89	\$ 4,287.89	\$ 4,287.89	\$ 4,287.89			0.0%	0.0%				
Pediatrics	\$ 4,287.89	\$ 4,287.89	\$ 4,287.89	\$ 4,287.89			0.0%	0.0%				
Periodontology	\$ 4,287.89	\$ 4,287.89	\$ 4,287.89	\$ 4,287.89			0.0%	0.0%				
Prosthodontics	\$ 2,983.91	\$ 2,983.91	\$ 2,983.91	\$ 2,983.91			0.0%	0.0%				
TMD and Orofacial	\$ 2,983.91	\$ 2,983.91	\$ 2,983.91	\$ 2,983.91			0.0%	0.0%				
Oral Health Services for Older Adults	\$ 2,983.91	\$ 2,983.91	\$ 2,983.91	\$ 2,983.91			0.0%	0.0%				
Endodontics	\$ 4,287.89	\$ 4,287.89	\$ 4,287.89	\$ 4,287.89			0.0%	0.0%				
GPR	\$ 2,983.91	\$ 2,983.91	\$ 2,983.91	\$ 2,983.91			0.0%	0.0%				

## University of Minnesota 2015-16 Tuition Plan: Tuition Rates

## 2015-16 Tuition Schedule

	A		B		C		D		E		F	
	2014-15		2014-15		2015-16		2015-16		2015-16		2015-16	
	Semester Rates		Semester Rates		Semester Rates		Semester Rates		Semester Rates		Semester Rates	
	Resident	Nonresident	Resident	Nonresident	Resident	Nonresident	Resident	Nonresident	Resident	Nonresident	Resident	Nonresident
<b>Law School</b>												
<b>1 L, 2 L, and 3 L</b>												
Per Credit	\$ 1,633.00	\$ 1,945.00	\$1,673.84	\$2,013.09	2.5%	3.5%						
Term (12 or more Credits)	\$ 19,596.00	\$ 23,340.00	\$20,086.00	\$24,157.00	2.5%	3.5%						
<b>Summer</b>												
2L&3L (per credit)	\$ 1,633.00	\$ 1,633.00	\$1,673.83	\$1,690.00	2.5%	3.5%						
<b>LLM</b>												
Per semester		\$ 24,063.00		\$24,905.00		3.5%						
Program Completion/special circumstances (per credit)		\$ 2,005.00		\$2,075.00		3.5%						
<b>Master of Science in Patent Law</b>												
Per Credit	N/A	N/A	\$1,339.07	\$1,610.47	N/A	N/A						
Term (15 or more Credits)	\$ 19,596.00	\$ 23,340.00	\$20,086.00	\$24,157.00	2.5%	3.5%						
<b>Medical School (TC &amp; UMD)</b>												
<i>All per term, including summer</i>												
1st year students (starting Fall 2015)	\$ 12,624.00	\$ 16,589.00	\$12,624.00	\$17,170.00	0.0%	3.5%						
2nd year students (starting Fall 2014)	\$ 12,624.00	\$ 16,589.00	\$12,624.00	\$16,589.00	N/A	N/A						
3rd year students (starting Fall 2013)	\$ 12,376.00	\$ 16,263.00	\$12,624.00	\$16,589.00	N/A	N/A						
4th year students (starting Fall 2012)	\$ 11,900.00	\$ 15,489.00	\$12,376.00	\$16,263.00	N/A	N/A						
5th year students (starting Fall 2011)	\$ 11,366.00	\$ 14,456.00	\$11,900.00	\$15,489.00	N/A	N/A						
6th year students (starting Fall 2010)	\$ 10,859.00	\$ 13,495.00	\$11,366.00	\$14,456.00	N/A	N/A						
Medical school students pay their first year rate for the entirety of their degree program.												
Medical School Pre-admit (99PRD)	Same as Grad School rate											
Physical Therapy (DPT)	\$ 8,722.00	\$ 14,031.00	\$8,722.00	\$14,522.00	0.0%	3.5%						
<b>Nursing, School of</b>												
<b>Doctor of Nursing Practice (DNP) - Post Bac</b>												
<b>Adult Health/Gerontology Certificate</b>												
<b>Leadership in Health Info Tech Certificate</b>												
Per credit	\$ 926.77	\$ 926.77	\$950.00	\$959.23	2.5%	3.5%						
Per Semester (9crs or more)	\$ 8,341.00	\$ 8,341.00	\$8,550.00	\$8,633.00	2.5%	3.5%						
<b>Doctor of Nursing Practice (DNP) - Post Masters</b>												
<b>Midwifery Certificate</b>												
<b>Psychiatric Mental Health Certificate</b>												
99PRD - Per credit	\$ 920.00	\$ 920.00	\$943.00	\$952.20	2.5%	3.5%						
<b>Master of Nursing (MN)</b>												
Per credit	\$ 651.50	\$ 651.50	\$667.79	\$674.30	2.5%	3.5%						
<b>Occupational Therapy</b>												
Per Semester	\$ 10,732.00	\$ 15,962.00	\$11,000.00	\$16,520.00	2.5%	3.5%						
Per credit/12	\$ 894.39	\$ 1,330.16	\$916.67	\$1,376.67	2.5%	3.5%						

## University of Minnesota 2015-16 Tuition Plan: Tuition Rates

## 2015-16 Tuition Schedule

	A		B		C		D		E		F	
	2014-15		2014-15		2015-16		2015-16		2015-16		2015-16	
	Semester Rates		Semester Rates		Semester Rates		Semester Rates		Semester Rates		Semester Rates	
	Resident	Nonresident	Resident	Nonresident	Resident	Nonresident	Resident	Nonresident	Resident	Nonresident	Resident	Nonresident
<b>Pharmacy, College of (TC &amp; UMD)</b>												
Per Credit: Years 1-3	\$ 1,020.83	\$ 1,495.83			\$ 1,046.33	\$ 1,531.56			2.5%		2.4%	
Term (12 or more Credits): Years 1-3	\$ 12,250.00	\$ 17,950.00			\$ 12,556.00	\$ 18,380.00			2.5%		2.4%	
Year 4: Term Rates Only for Summer, Fall and Spring regardless of Credit Load	\$ 12,250.00	\$ 17,950.00			\$ 12,556.00	\$ 18,380.00			2.5%		2.4%	
<b>Public Health, School of</b>												
Per Credit (semester) (includes 99PRD)	\$ 888.00	\$ 1,155.00	\$ 910.20	\$ 1,195.43			2.5%		2.5%		3.5%	
Per Credit (summer)	\$ 888.00	\$ 888.00	\$ 910.20	\$ 919.08			2.5%		2.5%		3.5%	
<b>Chiang Mai University Program</b>												
			\$ 859.00	\$ 859.00			New		New			
<b>Executive MHA</b>												
Cohort 3 (started January 2012)	\$ 1,307.00	\$ 1,307.00	\$ 1,307.00	\$ 1,307.00			0.0%		0.0%		0.0%	
Cohort 4 (started January 2013)	\$ 1,357.00	\$ 1,357.00	\$ 1,357.00	\$ 1,357.00			0.0%		0.0%		0.0%	
Cohort 5 (started January 2014)	\$ 1,417.00	\$ 1,417.00	\$ 1,417.00	\$ 1,417.00			0.0%		0.0%		0.0%	
Cohort 6 (starts January 2015)	\$ 1,447.00	\$ 1,447.00	\$ 1,447.00	\$ 1,447.00			0.0%		0.0%		0.0%	
Cohort 7 (starts January 2016)			\$ 1,477.00	\$ 1,477.00								
MHA Regents Certificate: Advance Management Training for Clinical Leaders (per credit)												
	\$ 1,615.00	\$ 1,615.00	\$ 1,615.00	\$ 1,615.00			0.0%		0.0%		0.0%	
Saudi Arabia Executive MHA												
Cohort 2 (at King Fahad Medical City beginning summer 2015)	\$ 1,447.00	\$ 1,447.00	\$ 1,155.00	\$ 1,155.00			-20.2%		-20.2%		-20.2%	
<b>Healthcare Administration Masters</b>												
Per Credit (evening)	\$ 1,307.00	\$ 1,307.00	\$ 1,307.00	\$ 1,307.00			0.0%		0.0%		0.0%	
Per Credit (day)	\$ 888.00	\$ 1,155.00	\$ 910.20	\$ 1,195.43			2.5%		2.5%		3.5%	
<b>Veterinary Medicine, College of</b>												
Per Credit	\$ 1,583.00	\$ 2,942.22	\$ 1,606.67	\$ 2,986.33			1.5%		1.5%		1.5%	
Term (9 or more Credits)	\$ 14,247.00	\$ 26,480.00	\$ 14,460.00	\$ 26,877.00			1.5%		1.5%		1.5%	
<b>North Dakota Rcpty (75% non-resident rate)</b>												
Per Credit		\$ 2,206.66		\$ 2,239.75							1.5%	
Term (9 or more Credits)		\$ 19,860.00		\$ 20,157.75							1.5%	
<b>3rd Semester, Senior Year (75% of semester rate)</b>												
Per Credit	\$ 1,187.25	\$ 2,206.66	\$ 1,205.11	\$ 2,239.78			1.5%		1.5%		1.5%	
Term (9 or more Credits)	\$ 10,685.00	\$ 19,860.00	\$ 10,846.00	\$ 20,158.00			1.5%		1.5%		1.5%	

## University of Minnesota 2015-16 Tuition Plan: Tuition Rates

## 2015-16 Tuition Schedule

	A		B		C		D		E		F	
	2014-15		2014-15		2015-16		2015-16		2015-16		2015-16	
	Semester Rates		Semester Rates		Semester Rates		Semester Rates		Semester Rates		Semester Rates	
	Resident	Nonresident	Resident	Nonresident	Resident	Nonresident	Resident	Nonresident	Resident	Nonresident	Resident	Nonresident
<b>Duluth</b>												
<b>Undergraduate</b>												
Per Credit	\$ 450.76	\$ 591.73	\$457.54	\$609.47	1.5%	3.0%						
13-Credit Band	\$ 5,860.00	\$ 7,692.50	\$5,948.00	\$7,923.00	1.5%	3.0%						
Graduate School General Programs: Same as Twin Cities												
Medical School: Same as Twin Cities												
School of Pharmacy: Same as Twin Cities												
<b>Departmental Masters and Post-baccalaureate Certificates</b>												
Master of Advocacy & Political Leadership												
Master of Education												
Master of Environmental Education												
Master of Social Work												
Master of Special Education												
Master of Tribal Administration and Governance												
Per Credit	\$ 628.00	\$ 985.75	\$643.70	\$1,020.25	2.5%	3.5%						
<b>Certificate Programs</b>												
Post-baccalaureate Autism Spectrum Disorders												
Post-baccalaureate Fetal Alcohol Spectrum Disorders												
Post-baccalaureate Educational Computing and Technology												
Post-baccalaureate Environmental Education												
Per Credit	\$ 628.00	\$ 628.00	\$643.70	\$643.70	2.5%	2.5%						
<b>MBA</b>												
(degree and non-degree seeking students)												
Per Credit	\$ 1,188.75	\$ 1,188.75	\$900.00	\$900.00	-24.3%	-24.3%						
Rochester MBA, Per Credit	\$ 1,351.50	\$ 1,351.50	\$1,000.00	\$1,000.00	-26.0%	-26.0%						
<b>Morris</b>												
<b>Undergraduate</b>												
Per Credit	\$ 450.76	\$ 450.76	\$457.54	\$457.54	1.5%	1.5%						
13-Credit Band	\$ 5,860.00	\$ 5,860.00	\$5,948.00	\$5,948.00	1.5%	1.5%						
<b>Crookston</b>												
<b>Undergraduate</b>												
Per Credit	\$ 385.76	\$ 385.76	\$391.54	\$391.54	1.5%	1.5%						
13-Credit Band	\$ 5,015.00	\$ 5,015.00	\$5,090.00	\$5,090.00	1.5%	1.5%						
<b>Rochester</b>												
<b>Undergraduate</b>												
Per Credit	\$ 450.76	\$ 450.76	\$457.54	\$457.54	1.5%	1.5%						
13-Credit Band	\$ 5,860.00	\$ 5,860.00	\$5,948.00	\$5,948.00	1.5%	1.5%						

## Attachment 5

### DEFINITIONS OF CURRENT SPONSORED AND NONSPONSORED FUNDS

Current funds can be categorized as either sponsored or nonsponsored.

Sponsored funds consist of grants and contracts administered through the Sponsored Project Administration (SPA). All sponsored research funds are restricted and are generally subject to special grant reporting procedures. Restricted funds are subject to legally binding limits and rules established by the person or organization providing these funds for specific purposes, programs, departments, or schools.

Within the nonsponsored grouping, funds can be classified as unrestricted or restricted. Unrestricted current funds include all funds over which the University retains full control to direct their use in achieving its institutional purposes. Most current nonsponsored funds are unrestricted; exceptions include State Specials, Federal Appropriations and Other Restricted funds such as Foundations, Endowment Target, Local Governments, etc.. Externally restricted funds may be used only in accordance with the purposes established by the source of such funds.

### CURRENT NONSPONSORED FUNDS

#### *CENTRALLY DISTRIBUTED AND ATTRIBUTED*

**Operations and Maintenance:** Operations and maintenance funds consist primarily of the general appropriation from the State of Minnesota plus tuition revenues. Other sources contributing to the fund include Application and Student Payment related fees, Enterprise Assessment fees and a transfer of funds from the central reserves fund.

**State Specials:** State Specials funds consist of restricted-purpose appropriations from the State. The University receives State Special allocations in seven categories: 1) Agriculture, 2) Health Sciences, 3) Technology, 4) System Specials (miscellaneous items including support for, Labor Education Service, Natural Resources Research Institute, Center for Urban and Regional Affairs, the Bell Museum of Natural History, and the Humphrey Exhibit, 5) U/Mayo Partnership, 6) Cigarette Tax proceeds, and 7) MN Care

**Indirect Cost Recoveries:** Indirect Cost Recovery funds consist of partial reimbursements to the University for the indirect costs of research based on a percentage of sponsored grant and contract direct costs. Indirect costs of research are those expenses (often referred to as overhead) that cannot be readily and exclusively attributed to a specific research grant or contract. Components of the indirect cost rate include departmental administration, sponsored projects general administration, building and equipment depreciation, operations and maintenance, and libraries.

**Central Reserves:** Central Reserve funds consist of non-dedicated investment earnings and recognized gains/(losses).

### **SELF-SUSTAINING**

**Auxiliary Enterprises:** The University operates a number of self-sustaining operations called auxiliary enterprises. Their primary mission is to provide goods and/or services to individuals within the University including students, faculty, and staff. They also provide goods and services to the public. Residence halls, student unions, bookstores, parking and transit, health services, and intercollegiate athletics are the University's primary auxiliary enterprises. Auxiliary enterprises largely operate as freestanding entities, responsible for covering all of their operating costs with fees charged.

**Internal Service Activities:** Internal Service Activities are institutional services established for reasons of convenience, cost, or control. Their primary mission is to provide goods and/or services to other University departments. Examples of major internal service activities include U Market, Fleet Services, Printing and Graphic Arts, and Research Animal Resources.

**Other Unrestricted Accounts including Central Pools:** The resources in these funds are primarily miscellaneous external sales and services. The central fringe benefit recovery pools are also included in this classification.

**Other Restricted Accounts:** Nonsponsored restricted funds consist of funds from business and industry, foundations including the University of Minnesota Foundation and the Arboretum Foundation, federal and state work-study, SEOG and PELL grants, private practice, and restricted funds from federal, state, and local government agencies, individuals and others.

### **CURRENT SPONSORED FUNDS**

**Federal Research:** These funds are composed of expendable research grants, appropriations, and contracts received from the federal government.

**Other Sponsored Research:** Other sponsored research funds include grants, appropriations, and contracts from non-federal sources including state and local government and private sources.



University of Minnesota 2015-2016 Tuition Plan: Course and Class Fees

Campus/College	Fee Name	Dimension	Rate type	2015 Amount	2016 Amount	Percent Change
<b>Crookston</b>						
Crookston	Analytical Chemistry/Spectroscopy	Consumable Materials	Flat	\$35.00	\$35.00	0.00%
Crookston	Animal Science Field Trip	Travel/Lodging/Transport	Flat	\$15.00	\$15.00	0.00%
Crookston	Animal Science Lab	Consumable Materials	Flat	\$25.00	\$25.00	0.00%
Crookston	Art Design & Technique	Consumable Materials	Flat	\$65.00	\$65.00	0.00%
Crookston	CPR Certification	Service	Flat	\$19.00	\$19.00	0.00%
Crookston	Cultural Immersion Practicum	Travel/Lodging/Transport	Flat	\$75.00	\$75.00	0.00%
Crookston	Develop Appropriate Pre-Primary Education	Consumable Materials	Flat	\$35.00	\$35.00	0.00%
Crookston	ECE 4702 - Math, Science & Social Studies	Consumable Materials	Flat	\$17.50	\$17.50	0.00%
Crookston	Ecology	Consumable Materials	Flat	\$12.00	\$12.00	0.00%
Crookston	Elementary Art	Consumable Materials	Flat	\$60.00	\$60.00	0.00%
Crookston	Elementary Student Teaching	Exam/Assessment	Flat	\$300.00	\$270.00	-10.00%
Crookston	Elements of Forestry	Consumable Materials	Flat	\$35.00	\$35.00	0.00%
Crookston	Entomology (NATR)	Consumable Materials	Flat	\$32.00	\$32.00	0.00%
Crookston	Entomology (PIM)	Consumable Materials	Flat	\$32.00	\$32.00	0.00%
Crookston	Equine Exercise Physiology	Travel/Lodging/Transport	Flat	\$40.00	\$40.00	0.00%
Crookston	Equine Reproduction Techniques	Consumable Materials	Flat	\$0.00	\$38.00	new
Crookston	ESL Tutoring/Testing	Individual Instruction	Flat	\$168.00	\$168.00	0.00%
Crookston	Facility Maintenance/Safety	Consumable Materials	Flat	\$25.00	\$25.00	0.00%
Crookston	Fisheries	Consumable Materials	Flat	\$32.00	\$32.00	0.00%
Crookston	Floral Design Tier 1	Consumable Materials	Flat	\$30.00	\$30.00	0.00%
Crookston	HORT 3093	Consumable Materials	Flat	\$35.00	\$35.00	0.00%
Crookston	Learning Enviroments Infants/Toddlers	Consumable Materials	Flat	\$35.00	\$35.00	0.00%
Crookston	Mammalogy (BIOL)	Consumable Materials	Flat	\$78.00	\$78.00	0.00%
Crookston	Mammalogy (NATR)	Consumable Materials	Flat	\$78.00	\$78.00	0.00%
Crookston	Microsoft Certification	Exam/Assessment	PerCredit	\$75.00	\$75.00	0.00%
Crookston	On-line Course Fee	E-Learn	PerCredit	\$45.00	\$45.00	0.00%
Crookston	Ornithology (a)	Consumable Materials	Flat	\$43.00	\$43.00	0.00%
Crookston	Ornithology (b)	Consumable Materials	Flat	\$43.00	\$43.00	0.00%
Crookston	Park/Rec Management	Travel/Lodging/Transport	Flat	\$18.00	\$18.00	0.00%
Crookston	Plant Taxonomy	Consumable Materials	Flat	\$20.00	\$20.00	0.00%
Crookston	Private Music Instruction	Individual Instruction	Flat	\$50.00	\$25.00	-50.00%
Crookston	Raptor Ecology	Travel/Lodging/Transport	Flat	\$75.00	\$75.00	0.00%
Crookston	Reproduction AI and Lactation	Consumable Materials	Flat	\$0.00	\$40.00	new
Crookston	Science Lab - Tier 1	Consumable Materials	Flat	\$20.00	\$20.00	0.00%
Crookston	Science Lab - Tier 2	Consumable Materials	Flat	\$30.00	\$30.00	0.00%
Crookston	Science Lab - Tier 3	Consumable Materials	Flat	\$40.00	\$40.00	0.00%
Crookston	Soil Fertility & Plant Nutrition	Consumable Materials	Flat	\$30.00	\$30.00	0.00%
Crookston	Welding/Manufacturing	Consumable Materials	Flat	\$30.00	\$30.00	0.00%
Crookston	Wildlife Management - Special Topics	Consumable Materials	Flat	\$50.00	\$50.00	0.00%
Crookston	Wildlife Management - Special Topics	Travel/Lodging/Transport	Flat	\$21.00	\$21.00	0.00%
Crookston	Wildlife/Ecology Management	Consumable Materials	Flat	\$24.00	\$24.00	0.00%
Crookston	Woody Plant Materials	Travel/Lodging/Transport	Flat	\$30.00	\$30.00	0.00%
<b>Duluth</b>						
Duluth	Advanced Field Interpretive Techniques	Travel/Lodging/Transport	Flat	\$355.25	\$355.25	0.00%
Duluth	Alpine Skiing	Access/Rent/Usage/Own	Flat	\$106.00	\$106.00	0.00%
Duluth	American Sign Language (ASL) Lab	Access/Rent/Usage/Own	Flat	\$50.00	\$50.00	0.00%
Duluth	Application Fee International Education Study Abroad	Application	Flat	\$50.00	\$50.00	0.00%
Duluth	Applied Music Lesson - Music Majors	Individual Instruction	Flat	\$199.00	\$199.00	0.00%
Duluth	Applied Music Lesson - Music Majors	Individual Instruction	PerCredit	\$57.00	\$57.00	0.00%
Duluth	Applied Music Lesson - Non-majors	Individual Instruction	Flat	\$315.00	\$315.00	0.00%
Duluth	Aquatic Food Webs - Travel/field trip	Travel/Lodging/Transport	Flat	\$475.50	\$475.50	0.00%
Duluth	Arches Program Fee	(multiple components)	Flat	\$1,117.81	\$1,160.88	3.85%
Duluth	Assessment in the Classroom	Service	Flat	\$30.00	\$30.00	0.00%
Duluth	Biology Fee	Consumable Materials	Flat	\$86.50	\$86.50	0.00%
Duluth	Bowling	Access/Rent/Usage/Own	Flat	\$58.00	\$58.00	0.00%
Duluth	Canoe	Access/Rent/Usage/Own	Flat	\$26.75	\$26.75	0.00%
Duluth	CEHSP Background Check	Service	Flat	\$43.75	\$43.75	0.00%
Duluth	Chemical Engineering Lab	Consumable Materials	Flat	\$62.00	\$62.00	0.00%
Duluth	Chemistry/Biochemistry Fee	Consumable Materials	Flat	\$80.00	\$80.00	0.00%
Duluth	Civil Engineering Lab	Consumable Materials	Flat	\$62.00	\$62.00	0.00%
Duluth	College in the Schools UMD	Tuition	Flat	\$92.00	\$92.00	0.00%
Duluth	Computer Lab Full Access	Access/Rent/Usage/Own	Flat	\$71.75	\$74.00	3.14%
Duluth	Computer Network Access Fee - Grad/Masters Active Status	Access/Rent/Usage/Own	Flat	\$6.00	\$6.00	0.00%
Duluth	Communication Science Disorders (CSD) Lab	Consumable Materials	Flat	\$0.00	\$37.00	new
Duluth	Cross Country Skiing	Access/Rent/Usage/Own	Flat	\$42.75	\$42.75	0.00%
Duluth	Deposit for Sponsored Study Ab road	Confirmation/Deposit	Flat	\$400.00	\$400.00	0.00%
Duluth	Electrical Engineering Lab	Consumable Materials	Flat	\$46.50	\$46.50	0.00%

University of Minnesota 2015-2016 Tuition Plan: Course and Class Fees

Campus/College	Fee Name	Dimension	Rate type	2015 Amount	2016 Amount	Percent Change
Duluth	English as a Second Language International (ESLI)	(multiple components)	Flat	\$0.00	\$960.88	new
Duluth	EWHA Field Trips	Travel/Lodging/Transport	Flat	\$420.00	\$420.00	0.00%
Duluth	Foreign Study - Bilbao Spain	(multiple components)	Flat	\$8,150.00	\$8,150.00	0.00%
Duluth	Foreign Study - Bilbao Spain	Access/Rent/Usage/Own	PerCredit	\$6.00	\$6.00	0.00%
Duluth	Foreign Study - England	(multiple components)	Flat	\$12,582.00	\$10,321.50	-17.97%
Duluth	Foreign Study - England	Access/Rent/Usage/Own	PerCredit	\$6.00	\$6.00	0.00%
Duluth	Foreign Study - Galway Ireland Liberal Arts	(multiple components)	Flat	\$8,554.00	\$8,545.00	-0.11%
Duluth	Foreign Study - Galway Ireland Liberal Arts	Access/Rent/Usage/Own	PerCredit	\$6.00	\$6.00	0.00%
Duluth	Foreign Study - Galway Ireland Science/Engineering	(multiple components)	Flat	\$10,837.00	\$10,734.00	-0.95%
Duluth	Foreign Study - Galway Ireland Science/Engineering	Access/Rent/Usage/Own	PerCredit	\$6.00	\$6.00	0.00%
Duluth	Foreign Study - International Exchange Programs	(multiple components)	Flat	\$5,358.00	\$5,358.00	0.00%
Duluth	Foreign Study - International Exchange Programs	Access/Rent/Usage/Own	PerCredit	\$6.00	\$6.00	0.00%
Duluth	Foreign Study - International Student Teaching	(multiple components)	Flat	\$2,291.00	\$2,302.00	0.48%
Duluth	Foreign Study - New Zealand	(multiple components)	Flat	\$11,850.00	\$11,850.00	0.00%
Duluth	Foreign Study - New Zealand	Access/Rent/Usage/Own	PerCredit	\$6.00	\$6.00	0.00%
Duluth	Foreign Study - Segovia Spain	(multiple components)	Flat	\$12,401.00	\$9,799.00	-20.98%
Duluth	Foreign Study - Segovia Spain	Access/Rent/Usage/Own	PerCredit	\$6.00	\$6.00	0.00%
Duluth	Foreign Study - Western Australia	(multiple components)	Flat	\$13,160.00	\$11,580.00	-12.01%
Duluth	Foreign Study - Western Australia	Access/Rent/Usage/Own	PerCredit	\$6.00	\$6.00	0.00%
Duluth	Geography Field Techniques	Travel/Lodging/Transport	Flat	\$185.00	\$185.00	0.00%
Duluth	Geographical Information Systems (GIS) Lab	Consumable Materials	Flat	\$0.00	\$124.50	new
Duluth	Geography of Soils	Travel/Lodging/Transport	Flat	\$92.00	\$92.00	0.00%
Duluth	Geological Sciences Field Trip	Travel/Lodging/Transport	Flat	\$41.25	\$41.25	0.00%
Duluth	Half Recital - Undergraduate Music Majors	Service	Flat	\$75.00	\$75.00	0.00%
Duluth	HPER Field Trip	Travel/Lodging/Transport	Flat	\$35.00	\$35.00	0.00%
Duluth	HPER-American Red Cross Curriculum	Service	Flat	\$34.00	\$34.00	0.00%
Duluth	Intercultural Communication	Travel/Lodging/Transport	Flat	\$80.00	\$80.00	0.00%
Duluth	Locker Room/Towel	Access/Rent/Usage/Own	Flat	\$8.50	\$8.50	0.00%
Duluth	Mammology Field Trip	Travel/Lodging/Transport	Flat	\$25.75	\$25.75	0.00%
Duluth	Marine Biology - Chicago	Travel/Lodging/Transport	Flat	\$283.25	\$283.25	0.00%
Duluth	Marine Biology - Friday Harbor WA/Woods Hole MA	Travel/Lodging/Transport	Flat	\$1,985.00	\$1,985.00	0.00%
Duluth	Mechanical & Industrial Engineering Lab	Consumable Materials	Flat	\$41.25	\$41.25	0.00%
Duluth	Music Education Background Check	Service	Flat	\$43.75	\$43.75	0.00%
Duluth	Org Environment Education Centers	Travel/Lodging/Transport	Flat	\$28.00	\$28.00	0.00%
Duluth	Outdoor Education Methods	Travel/Lodging/Transport	Flat	\$81.00	\$81.00	0.00%
Duluth	Outdoor leadership	Travel/Lodging/Transport	Flat	\$286.00	\$286.00	0.00%
Duluth	PE Kayaking	Access/Rent/Usage/Own	Flat	\$73.50	\$73.50	0.00%
Duluth	PE Rock Climbing	Access/Rent/Usage/Own	Flat	\$63.00	\$63.00	0.00%
Duluth	Photo Printer Lab	Consumable Materials	Flat	\$0.00	\$35.00	new
Duluth	Processing Fee - Non-UMD Study Abroad Programs	Service	Flat	\$400.00	\$500.00	25.00%
Duluth	Access Fee - Non-UMD Study Abroad Programs	Access/Rent/Usage/Own	PerCredit	\$6.00	\$6.00	0.00%
Duluth	Recital - Graduate Music Majors	Service	Flat	\$200.00	\$200.00	0.00%
Duluth	Recital - Undergraduate Music Majors	Service	Flat	\$150.00	\$150.00	0.00%
Duluth	Recreation Course Fee	Travel/Lodging/Transport	Flat	\$95.00	\$65.00	-31.58%
Duluth	Ropes Course Management	Access/Rent/Usage/Own	Flat	\$187.00	\$187.00	0.00%
Duluth	Sports Injury Management	Consumable Materials	Flat	\$16.75	\$16.75	0.00%
Duluth	Urban Justice Tour	Travel/Lodging/Transport	Flat	\$420.00	\$420.00	0.00%
Duluth	Wilderness Philosophy	Travel/Lodging/Transport	Flat	\$17.00	\$17.00	0.00%

<b>Morris</b>						
Morris	Backstage on Broadway	Confirmation/Deposit	Flat	\$400.00	\$400.00	0.00%
Morris	Backstage on Broadway	Travel/Lodging/Transport	Flat	\$2,197.67	\$2,197.67	0.00%
Morris	Concert Choir Retreat	Travel/Lodging/Transport	Flat	\$70.00	\$90.00	28.57%
Morris	Elementary Ed Practicum: Cross Cultural Experience	Travel/Lodging/Transport	Flat	\$350.00	\$350.00	0.00%
Morris	International English Language Program - STELLAR	Confirmation/Deposit	Flat	\$500.00	\$500.00	0.00%
Morris	International English Language Program - STELLAR	Travel/Lodging/Transport	Flat	\$1,036.69	\$1,095.69	5.69%
Morris	International English Language Program - STELLAR	Tuition	Flat	\$1,352.31	\$1,352.31	0.00%
Morris	On-line Course Fee	E-Learn	PerCredit	\$45.00	\$45.00	0.00%
Morris	Private Music Lesson	Individual Instruction	Flat	\$375.00	\$375.00	0.00%
Morris	Studio Art Materials Fee 1	Consumable Materials	Flat	\$15.00	\$15.00	0.00%
Morris	Studio Art Materials Fee 2	Consumable Materials	Flat	\$25.00	\$25.00	0.00%
Morris	Studio Art Materials Fee 3	Consumable Materials	PerCredit	\$25.00	\$25.00	0.00%
Morris	Studio Art Materials Fee 4	Consumable Materials	Flat	\$40.00	\$40.00	0.00%
Morris	Studio Art Materials Fee 6	Consumable Materials	Flat	\$75.00	\$75.00	0.00%
Morris	Symphonic Winds Retreat	Travel/Lodging/Transport	Flat	\$85.00	\$85.00	0.00%
Morris	Symphonic Winds Trip	Confirmation/Deposit	Flat	\$400.00	\$400.00	0.00%
Morris	Symphonic Winds Trip	Travel/Lodging/Transport	Flat	\$3,345.00	\$3,345.00	0.00%

<b>Rochester</b>						
Rochester	ASRT CSC Development Exam	Exam/Assessment	Flat	\$70.00	\$70.00	0.00%
Rochester	ASRT Membership	Service	Flat	\$35.00	\$35.00	0.00%

University of Minnesota 2015-2016 Tuition Plan: Course and Class Fees

Campus/College	Fee Name	Dimension	Rate type	2015 Amount	2016 Amount	Percent Change
Rochester	Conference Reg & Membership Fees Sonography	Access/Rent/Usage/Own	Flat	\$110.00	\$110.00	0.00%
Rochester	Datarc Online Clinical Record	Access/Rent/Usage/Own	Flat	\$50.00	\$50.00	0.00%
Rochester	Davies License Mock Exams in Sonography	Exam/Assessment	Flat	\$50.00	\$50.00	0.00%
Rochester	Freshmen Offsite Access to Anatomy & Physiology Lab	Access/Rent/Usage/Own	Flat	\$50.00	\$50.00	0.00%
Rochester	Lab Supplies for Anatomy & Physiology	Consumable Materials	Flat	\$30.00	\$10.00	-66.67%
Rochester	Lab Supplies for Biology	Consumable Materials	Flat	\$60.00	\$50.00	-16.67%
Rochester	Lab Supplies for Echocardiography	Consumable Materials	Flat	\$40.00	\$40.00	0.00%
Rochester	Lab Supplies for General Chemistry	Consumable Materials	Flat	\$0.00	\$10.00	new
Rochester	Lab Supplies for Microbiology	Consumable Materials	Flat	\$50.00	\$50.00	0.00%
Rochester	Lab Supplies for Mollecular/Cellular Biology	Consumable Materials	Flat	\$50.00	\$50.00	0.00%
Rochester	Lab Supplies for Organic Chemistry	Consumable Materials	Flat	\$80.00	\$60.00	-25.00%
Rochester	Lab Supplies for Radiography	Consumable Materials	Flat	\$75.00	\$75.00	0.00%
Rochester	Lab Supplies for Sonography (range)	Consumable Materials	Flat	\$30.00 - \$45.00	\$30.00 - \$45.00	0.00%
Rochester	Lindsey-Jones License Fee for Respiratory Care	Exam/Assessment	Flat	\$75.00	\$75.00	0.00%
Rochester	MBTI Online Module	Exam/Assessment	Flat	\$15.00	\$15.00	0.00%
Rochester	MCAT Exam	Exam/Assessment	Flat	\$20.00	\$20.00	0.00%
Rochester	NBRC Skills Assessment Exams Respiratory Care Jr	Exam/Assessment	Flat	\$40.00	\$40.00	0.00%
Rochester	NBRC Skills Assessment Exams - Written	Exam/Assessment	Flat	\$40.00	\$40.00	0.00%
Rochester	NBRC Skills Assessment Exams - Clinical Simulation	Exam/Assessment	Flat	\$60.00	\$60.00	0.00%
Rochester	PCAT Exam	Exam/Assessment	Flat	\$60.00	\$65.00	8.33%
Rochester	SDMS Poster Materials - Sonography	Consumable Materials	Flat	\$25.00	\$25.00	0.00%
Rochester	SDMS Course Skills Book - Sonography	Consumable Materials	Flat	\$25.00	\$25.00	0.00%
Rochester	SDMS Membership - Sonography	Service	Flat	\$45.00	\$45.00	0.00%
Rochester	Societies of Radiologic Technologists Membership/Bowl Registration	Service	Flat	\$65.00	\$65.00	0.00%
Rochester	Sonography Services Fee	Service	Flat	\$25.00	\$25.00	0.00%
Rochester	Sophomore Offsite Access to Anatomy & Physiology Lab	Access/Rent/Usage/Own	Flat	\$165.00	\$165.00	0.00%
Rochester	Strengths Quest Assessment	Exam/Assessment	Flat	\$12.50	\$10.00	-20.00%
Rochester	Trajesys Online Clinical Record	Access/Rent/Usage/Own	Flat	\$150.00	\$150.00	0.00%

**Twin Cities**

Carlson Schl of Mgmt	CSOM Enterprise Fee - Brands	Service	PerCredit	\$150.00	\$150.00	0.00%
Carlson Schl of Mgmt	CSOM Enterprise Fee - Consulting	Service	PerCredit	\$150.00	\$150.00	0.00%
Carlson Schl of Mgmt	CSOM Enterprise Fee - Fixed Income	Service	PerCredit	\$150.00	\$150.00	0.00%
Carlson Schl of Mgmt	CSOM Enterprise Fee - Growth	Service	PerCredit	\$150.00	\$150.00	0.00%
Carlson Schl of Mgmt	CSOM Enterprise Fee - Ventures	Service	PerCredit	\$150.00	\$150.00	0.00%
Carlson Schl of Mgmt	IBUS 2950 (SCO 2950): Tracing the Global Supply Chain	Travel/Lodging/Transport	Flat	\$5,300.00	\$5,300.00	0.00%
Carlson Schl of Mgmt	IBUS 3002 Acct. 3001: Managerial Accounting in Argentina	Travel/Lodging/Transport	Flat	\$5,300.00	\$5,400.00	1.89%
Carlson Schl of Mgmt	IBUS 3010: Global Entrepreneurship in Cuba	Travel/Lodging/Transport	Flat	\$5,100.00	\$4,000.00	-21.57%
Carlson Schl of Mgmt	IBUS 3021 (HRIR 3021): HR Management in Australia	Travel/Lodging/Transport	Flat	\$5,300.00	\$5,300.00	0.00%
Carlson Schl of Mgmt	IBUS 3033W Business Communication in Spain	Travel/Lodging/Transport	Flat	\$5,100.00	\$5,300.00	3.92%
Carlson Schl of Mgmt	IBUS 3080 Costa Rica Program	Travel/Lodging/Transport	Flat	\$4,400.00	\$4,400.00	0.00%
Carlson Schl of Mgmt	IBUS 3500 Semester Exchange Undergraduate	Tuition	Flat	\$7,029.00	\$7,030.00	0.01%
Carlson Schl of Mgmt	IBUS 3700 London School of Economics Administrative Fee	Service	Flat	\$750.00	\$750.00	0.00%
Carlson Schl of Mgmt	IBUS 3700 Sec 001,002 London School of Economics Tuition	Tuition	Flat	\$2,250.00	\$2,625.00	16.67%
Carlson Schl of Mgmt	IBUS 3700 Sec 003 London School of Economics Tuition	Tuition	Flat	\$3,800.00	\$4,410.00	16.05%
Carlson Schl of Mgmt	IBUS 4050 Managing Innov and Change in Brazil	Travel/Lodging/Transport	Flat	\$5,200.00	\$5,400.00	3.85%
Carlson Schl of Mgmt	IBUS 4082W Brand Management in Italy	Travel/Lodging/Transport	Flat	\$5,200.00	\$5,400.00	3.85%
Carlson Schl of Mgmt	IBUS 5090 Independent Study	Travel/Lodging/Transport	Flat	\$5,500.00	\$5,500.00	0.00%
Carlson Schl of Mgmt	IBUS 3101 CIMBA Undergrad Semester Program	Program	Flat	\$1,000.00	\$1,000.00	0.00%
Carlson Schl of Mgmt	IBUS 3800 CIMBA Summer Program	Program	Flat	\$750.00	\$750.00	0.00%
Carlson Schl of Mgmt	IBUS 5101 Copenhagen Summer Undergrad Program	Travel/Lodging/Transport	Flat	\$1,500.00	\$1,500.00	0.00%
Carlson Schl of Mgmt	IBUS 3701 Vienna Summer Undergrad Program	Travel/Lodging/Transport	Flat	\$1,800.00	\$1,800.00	0.00%
Carlson Schl of Mgmt	IBUS 3703 Norway Summer Undergrad Program	Travel/Lodging/Transport	Flat	\$1,500.00	\$1,500.00	0.00%
Carlson Schl of Mgmt	IBUS 4471 (IDSC 4471): Info Systems & Innovation in UK & Germany	Travel/Lodging/Transport	Flat	\$0.00	\$5,400.00	new
Carlson Schl of Mgmt	IBUS 5140 Vienna Summer Graduate Program	Travel/Lodging/Transport	Flat	\$1,800.00	\$1,800.00	0.00%
Carlson Schl of Mgmt	IBUS 5150 Managing in a Global Environment in India	Travel/Lodging/Transport	Flat	\$2,400.00	\$2,400.00	0.00%
Carlson Schl of Mgmt	IBUS 5200 Program Fee for Carlson Global Institute Exchange Programs	Program	Flat	\$2,500.00	\$2,500.00	0.00%
Carlson Schl of Mgmt	IBUS 5260 Integrated Corporate Reporting & Triple Bottom Line	Travel/Lodging/Transport	Flat	\$2,800.00	\$2,800.00	0.00%
Carlson Schl of Mgmt	IBUS 5300 Study Abroad Graduate Exchange Tuition	Tuition	Flat	\$1,270.00	\$1,270.00	0.00%
Carlson Schl of Mgmt	IBUS 5301 Copenhagen Summer Graduate Program	Travel/Lodging/Transport	Flat	\$1,500.00	\$1,500.00	0.00%
Carlson Schl of Mgmt	IBUS 5400, sec 001 : Global Business Costa Rica	Travel/Lodging/Transport	Flat	\$0.00	\$2,250.00	new
Carlson Schl of Mgmt	IBUS 5400, sec 002 : Global Business Brazil	Travel/Lodging/Transport	Flat	\$0.00	\$2,500.00	new
Carlson Schl of Mgmt	IBUS 5400, sec 003 : Global Business Central/Eastern Europe	Travel/Lodging/Transport	Flat	\$0.00	\$2,400.00	new

University of Minnesota 2015-2016 Tuition Plan: Course and Class Fees

Campus/College	Fee Name	Dimension	Rate type	2015 Amount	2016 Amount	Percent Change
Carlson Schl of Mgmt	IBUS 5400, sec 004 : Global Business China	Travel/Lodging/Transport	Flat	\$0.00	\$2,500.00	new
Carlson Schl of Mgmt	IBUS 5400, sec 005 : Global Business Practicum	Travel/Lodging/Transport	Flat	\$0.00	\$2,800.00	new
Carlson Schl of Mgmt	IBUS 6401: Full-time MBA in Argentina & Chile	Travel/Lodging/Transport	Flat	\$0.00	\$2,800.00	new
Carlson Schl of Mgmt	IBUS 6402: Full-time MBA in UAE & Oman	Travel/Lodging/Transport	Flat	\$0.00	\$2,800.00	new
Carlson Schl of Mgmt	IBUS 6997 Global Valuation Lab in China - MILI	Travel/Lodging/Transport	Flat	\$2,800.00	\$2,800.00	0.00%
Carlson Schl of Mgmt	IBUS Shanghai Summer Graduate Program	Travel/Lodging/Transport	Flat	\$1,800.00	\$1,500.00	0.00%
Carlson Schl of Mgmt	IBUS Shanghai Summer Undergrad Program	Travel/Lodging/Transport	Flat	\$1,800.00	\$1,500.00	0.00%
Col of Biological Sci	Biology Colloquium	Travel/Lodging/Transport	Flat	\$5.00	\$5.00	0.00%
Col of Biological Sci	Cedar Creek	Travel/Lodging/Transport	Flat	\$350.00	\$350.00	0.00%
Col of Biological Sci	Field Trips - various	Travel/Lodging/Transport	Flat	\$21.00	\$21.00	0.00%
Col of Biological Sci	Flowering Plant Diversity	Travel/Lodging/Transport	Flat	\$23.50	\$23.50	0.00%
Col of Biological Sci	Food/Lodging/Transportation - Itasca	Travel/Lodging/Transport	Flat	\$250.00	\$250.00	0.00%
Col of Biological Sci	GCD 8993 Genetic Counseling (fall-spring)	Service	Flat	\$0.00	\$2,000.00	new
Col of Biological Sci	GCD 8993 Genetic Counseling (summer)	Service	Flat	\$0.00	\$1,000.00	new
Col of Biological Sci	Itasca Transportation	Travel/Lodging/Transport	Flat	\$50.00	\$50.00	0.00%
Col of Biological Sci	Lab Consumables CBS	Consumable Materials	Flat	\$87.25	\$87.25	0.00%
Col of Biological Sci	Lab Consumables Fee-Nature of Life (Itasca)	Consumable Materials	Flat	\$30.00	\$30.00	0.00%
Col of Biological Sci	Minnesota Flora	Travel/Lodging/Transport	Flat	\$15.50	\$15.50	0.00%
Col of Biological Sci	Undergraduate Seminar in Biology	Consumable Materials	Flat	\$87.25	\$87.25	0.00%
Col of Continuing Ed	College in the Schools TC	Tuition	Flat	\$145.00	\$145.00	0.00%
Col of Continuing Ed	Intensive English Program Tier 1	Program	Flat	\$785.00	\$795.00	1.27%
Col of Continuing Ed	Intensive English Program Tier 2	Program	Flat	\$1,100.00	\$1,125.00	2.27%
Col of Continuing Ed	Intensive English Program Tier 3	Program	Flat	\$1,570.00	\$1,590.00	1.27%
Col of Continuing Ed	Intensive English Program Tier 4	Program	Flat	\$2,200.00	\$2,250.00	2.27%
Col of Continuing Ed	MELP/TOEFL	Program	Flat	\$590.00	\$600.00	1.69%
Col of Continuing Ed	MLS Directed Studies - Sr Citizens	Tuition	Flat	\$1,167.67	\$1,168.00	0.03%
Col of Continuing Ed	Nanotechnology Lab	Access/Rent/Usage/Own	Flat	\$500.00	\$500.00	0.00%
Col of Continuing Ed	TRIN Proficiency	Exam/Assessment	Flat	\$40.00	\$40.00	0.00%
Col of Continuing Ed	TRIN Zero Credit	Program	Flat	\$600.00	\$600.00	0.00%
Col of Design	Advanced Design Materials Topic	Consumable Materials	Flat	\$75.00	\$75.00	0.00%
Col of Design	Apparel Assembly	Consumable Materials	Flat	\$40.00	\$40.00	0.00%
Col of Design	Apparel Assembly	Access/Rent/Usage/Own	Flat	\$30.00	\$30.00	0.00%
Col of Design	Architecture in Watercolor	Consumable Materials	Flat	\$30.00	\$30.00	0.00%
Col of Design	BDA Workshop Fee	Consumable Materials	PerCredit	\$9.00	\$9.00	0.00%
Col of Design	Color & Form	Consumable Materials	Flat	\$85.00	\$85.00	0.00%
Col of Design	Creative Problem Solving	Exam/Assessment	Flat	\$30.00	\$30.00	0.00%
Col of Design	Creativity, Idea Generation, Innovation	Personnel	Flat	\$40.00	\$40.00	0.00%
Col of Design	Design Fundamentals I	Consumable Materials	Flat	\$15.00	\$15.00	0.00%
Col of Design	Design Fundamentals II	Consumable Materials	Flat	\$25.00	\$25.00	0.00%
Col of Design	Design Studio I, III, IV	Consumable Materials	Flat	\$25.00	\$25.00	0.00%
Col of Design	Design Studio II, V	Consumable Materials	Flat	\$25.00	\$25.00	0.00%
Col of Design	Design Studio II, V	Service	Flat	\$25.00	\$25.00	0.00%
Col of Design	Drawing and Design	Consumable Materials	Flat	\$5.00	\$5.00	0.00%
Col of Design	Drawing and Design	Personnel	Flat	\$20.00	\$20.00	0.00%
Col of Design	Ecological Design	Travel/Lodging/Transport	Flat	\$275.00	\$275.00	0.00%
Col of Design	Environmental Design	Service	Flat	\$80.00	\$65.00	-18.75%
Col of Design	Environmental Technology	Personnel	Flat	\$10.00	\$10.00	0.00%
Col of Design	Fashion: Trends and Communication	Consumable Materials	Flat	\$10.00	\$10.00	0.00%
Col of Design	Graduate Architecture Design V	Personnel	Flat	\$75.00	\$75.00	0.00%
Col of Design	Graduate Architecture Design V	Travel/Lodging/Transport/Roor	Flat	\$300.00	\$300.00	0.00%
Col of Design	Housing and the Social Environment	Service	Flat	\$5.00	\$5.00	0.00%
Col of Design	Housing and the Social Environment	Travel/Lodging/Transport	Flat	\$5.00	\$5.00	0.00%
Col of Design	Land & Dwelling	Travel/Lodging/Transport	Flat	\$370.00	\$370.00	0.00%
Col of Design	Landscape Analysis Workshop	Travel/Lodging/Transport	Flat	\$575.00	\$575.00	0.00%
Col of Design	Landscape Spaces	Consumable Materials	Flat	\$15.00	\$15.00	0.00%
Col of Design	Photography	Consumable Materials	Flat	\$45.00	\$25.00	-44.44%
Col of Design	LA Technologies & Systems III	Travel/Lodging/Transport	Flat	\$370.00	\$370.00	0.00%
Col of Design	Product Development: Softlines	Consumable Materials	Flat	\$25.00	\$25.00	0.00%
Col of Design	Product Development: Softlines	Travel/Lodging/Transport	Flat	\$5.00	\$5.00	0.00%
Col of Design	Product Form and Model Making	Consumable Materials	Flat	\$10.00	\$10.00	0.00%
Col of Design	Professional Practice	Exam/Assessment	Flat	\$0.00	\$15.00	new
Col of Design	Regional Land Planning	Travel/Lodging/Transport	Flat	\$20.00	\$20.00	0.00%
Col of Design	Surface Fabric	Consumable Materials	Flat	\$75.00	\$75.00	0.00%
Col of Design	Technology 1: Structures for Building	Travel/Lodging/Transport	Flat	\$20.00	\$20.00	0.00%
Col of Design	Technology 2: Intro to Building Technology	Travel/Lodging/Transport	Flat	\$20.00	\$20.00	0.00%
Col of Design	Technology 4: Building Structural Systems	Travel/Lodging/Transport	Flat	\$20.00	\$20.00	0.00%
Col of Design	Text & Image	(multiple components)	Flat	\$70.00	\$70.00	0.00%

University of Minnesota 2015-2016 Tuition Plan: Course and Class Fees

Campus/College	Fee Name	Dimension	Rate type	2015 Amount	2016 Amount	Percent Change
Col of Design	Textile Analysis	Consumable Materials	Flat	\$10.00	\$10.00	0.00%
Col of Design	Topics in Design: Furniture Design: Practice	Consumable Materials	Flat	\$165.00	\$165.00	0.00%
Col of Design	Toy Production & Design	Consumable Materials	Flat	\$210.00	\$160.00	-23.81%
Col of Design	Type Design	Consumable Materials	Flat	\$15.00	\$15.00	0.00%
Col of Design	Urban Form Concepts	Travel/Lodging/Transport	Flat	\$320.00	\$320.00	0.00%
Col of Design	Urban Options Studio	Travel/Lodging/Transport	Flat	\$350.00	\$350.00	0.00%
Col of Ed & Human Devel	Assessment in Early Childhood Testing Materials	Consumable Materials	Flat	\$20.00	\$20.00	0.00%
Col of Ed & Human Devel	Assessment in Early Childhood Testing Materials	Exam/Assessment	Flat	\$0.00	\$5.00	new
Col of Ed & Human Devel	Assessment Materials	Exam/Assessment	Flat	\$15.00	\$15.00	0.00%
Col of Ed & Human Devel	Biomechanics Equipment	Access/Rent/Usage/Own	Flat	\$35.00	\$40.00	14.29%
Col of Ed & Human Devel	Bowling fee	Access/Rent/Usage/Own	Flat	\$50.00	\$50.00	0.00%
Col of Ed & Human Devel	Bowling fee	E-Learn	Flat	\$0.00	\$25.00	new
Col of Ed & Human Devel	Cultural Assessment - Cultural Intelligence	Exam/Assessment	Variable	\$26.00 - \$50.00	\$71.00	0.42%
Col of Ed & Human Devel	CQ/Intercultural Development Inventory IDI					
Col of Ed & Human Devel	Elite Performance Field Trip	Access/Rent/Usage/Own	Flat	\$75.00	\$75.00	0.00%
Col of Ed & Human Devel	Exercise Physiology Equipment	Access/Rent/Usage/Own	Flat	\$110.00	\$110.00	0.00%
Col of Ed & Human Devel	Experiential Learning	Personnel	Flat	\$17.00	\$17.00	0.00%
Col of Ed & Human Devel	Golf Facilities Use Fee	Access/Rent/Usage/Own	Flat	\$75.00	\$75.00	0.00%
Col of Ed & Human Devel	Human Anatomy for Kinesiology Equipment & Cadaver Lab usage fee	Access/Rent/Usage/Own	Flat	\$30.00	\$30.00	0.00%
Col of Ed & Human Devel	Human Physiology Equipment	Access/Rent/Usage/Own	Flat	\$30.00	\$30.00	0.00%
Col of Ed & Human Devel	Initial Teacher Licensure Ed TPA Fee	Exam/Assessment	Flat	\$270.00	\$270.00	0.00%
Col of Ed & Human Devel	Intermediate Golf - Facility Use	Access/Rent/Usage/Own	Flat	\$0.00	\$125.00	new
Col of Ed & Human Devel	MLB All Star Game Housing	Travel/Lodging/Transport	Flat	\$200.00	\$200.00	0.00%
Col of Ed & Human Devel	Nature in the City	Travel/Lodging/Transport	Flat	\$55.00	\$55.00	0.00%
Col of Ed & Human Devel	New York Summer Internship program	Tuition	Flat	\$6,220.00	\$6,220.00	0.00%
Col of Ed & Human Devel	Office of Professional Development (OPD) Alternative Pathways Tier 1	Tuition	PerCredit	\$320.00	\$320.00	0.00%
Col of Ed & Human Devel	Office of Professional Development (OPD) Alternative Pathways Tier 2	Tuition	PerCredit	\$533.33	\$533.33	0.00%
Col of Ed & Human Devel	Office of Professional Development (OPD) Alternative Pathways Tier 3	Tuition	PerCredit	\$640.00	\$640.00	0.00%
Col of Ed & Human Devel	Office of Professional Development (OPD) Alternative Pathways Tier 4	Tuition	PerCredit	\$800.00	\$800.00	0.00%
Col of Ed & Human Devel	Office of Professional Development (OPD) Practitioner Conference Rate	Tuition	Flat	\$105.00	\$105.00	0.00%
Col of Ed & Human Devel	Office of Professional Development (OPD) Practitioner Prof. Dev. Tier 1	Tuition	PerCredit	\$350.00	\$350.00	0.00%
Col of Ed & Human Devel	Office of Professional Development (OPD) Practitioner Prof Dev. Tier 2	Tuition	PerCredit	\$400.00	\$400.00	0.00%
Col of Ed & Human Devel	Office of Professional Development (OPD) Practitioner Prof Dev. Tier 3	Tuition	PerCredit	\$500.00	\$500.00	0.00%
Col of Ed & Human Devel	Office of Professional Development (OPD) Practitioner Prof Dev. Tier 4	Tuition	PerCredit	\$600.00	\$600.00	0.00%
Col of Ed & Human Devel	Office of Professional Development (OPD) Practitioner Prof Dev Tier 5	Tuition	PerCredit	\$775.00	\$775.00	0.00%
Col of Ed & Human Devel	Office of Professional Development (OPD) Service Fee	Service	Flat	\$30.00	\$30.00	0.00%
Col of Ed & Human Devel	Office of Professional Development (OPD) Technology	Service	Flat	\$65.00	\$65.00	0.00%
Col of Ed & Human Devel	Orientation to Leisure & Recreation field trip	Travel/Lodging/Transport	Flat	\$16.00	\$16.00	0.00%
Col of Ed & Human Devel	Outdoor Recreation & Camp Leadership field trip	Travel/Lodging/Transport	Flat	\$195.00	\$195.00	0.00%
Col of Ed & Human Devel	Outdoor Recreation Activities Fee (equipment)	Access/Rent/Usage/Own	Flat	\$50.00	\$65.00	30.00%
Col of Ed & Human Devel	Outdoor Recreation Special Topics Activities Fee	Travel/Lodging/Transport	Flat	\$50.00	\$75.00	50.00%
Col of Ed & Human Devel	Outdoor Recreation Freshman Seminar	Travel/Lodging/Transport	Flat	\$45.00	\$45.00	0.00%
Col of Ed & Human Devel	PE Equipment - Conditioning	E-Learn	Flat	\$0.00	\$25.00	new
Col of Ed & Human Devel	PE Equipment - Individual Exercise	Access/Rent/Usage/Own	Flat	\$0.00	\$8.00	new
Col of Ed & Human Devel	PE Equipment Fee Tier 1	Access/Rent/Usage/Own	Flat	\$2.00	\$2.00	0.00%
Col of Ed & Human Devel	PE Equipment Fee Tier 2 (fencing)	Access/Rent/Usage/Own	Flat	\$0.00	\$5.00	new
Col of Ed & Human Devel	PE Equipment Fee Tier 3	Access/Rent/Usage/Own	Flat	\$5.00	\$5.00	0.00%
Col of Ed & Human Devel	PE Equipment & Facility Tier 4	Access/Rent/Usage/Own	Flat	\$5.00	\$20.00	300.00%
Col of Ed & Human Devel	PE Equipment & Facility Tier 5	Access/Rent/Usage/Own	Flat	\$5.00	\$13.00	160.00%
Col of Ed & Human Devel	PE Equipment Fee Tier 7	Access/Rent/Usage/Own	Flat	\$25.00	\$25.00	0.00%
Col of Ed & Human Devel	PE Equipment Fee Tier 8	Access/Rent/Usage/Own	Flat	\$5.00	\$5.00	0.00%
Col of Ed & Human Devel	PE Equipment Fee Tier 8	E-Learn	Flat	\$0.00	\$25.00	new
Col of Ed & Human Devel	PE Fee Tier 6 - Lifeguards	Personnel	Flat	\$24.00	\$18.00	-25.00%
Col of Ed & Human Devel	Prevent Athletic Injuries Course Materials	Consumable Materials	Flat	\$10.00	\$12.00	20.00%
Col of Ed & Human Devel	Marathon Class Supplies and Testing Fees	Service	Flat	\$100.00	\$100.00	0.00%
Col of Ed & Human Devel	School Psych Resource & Assessment Protocols 2nd and 3rd yr students	Access/Rent/Usage/Own	Flat	\$45.00	\$55.00	22.22%
Col of Ed & Human Devel	Scuba facilities	Access/Rent/Usage/Own	Flat	\$105.00	\$112.00	6.67%
Col of Ed & Human Devel	Skiing/Snowboarding	Access/Rent/Usage/Own	Flat	\$110.00	\$110.00	0.00%
Col of Ed & Human Devel	Social Work Fieldwork	Service	PerCredit	\$17.00	\$17.00	0.00%
Col of Ed & Human Devel	Student Teaching Equipment Fee	Access/Rent/Usage/Own	Flat	\$8.00	\$8.00	0.00%
Col of Ed & Human Devel	Teaching Elem School PE	Access/Rent/Usage/Own	Flat	\$10.00	\$10.00	0.00%

University of Minnesota 2015-2016 Tuition Plan: Course and Class Fees

Campus/College	Fee Name	Dimension	Rate type	2015 Amount	2016 Amount	Percent Change
Col of Ed & Human Devel	Testing/Intervention Materials	Access/Rent/Usage/Own	Flat	\$80.00	\$25.00	-68.75%
Col of Ed & Human Devel	Weight Training Fee	E-Learn	Flat	\$0.00	\$25.00	new
Col of Ed & Human Devel	Wilderness & Adventure Educ travel	Consumable Materials	Flat	\$35.00	\$35.00	0.00%
Col of Ed & Human Devel	Youth Studies Field Trip	Travel/Lodging/Transport	Flat	\$10.00	\$10.00	0.00%
Col of Ed & Human Devel	Youth Studies Theatre Activities	Access/Rent/Usage/Own	Flat	\$20.00	\$20.00	0.00%
Col of Food,Ag & Nat Rsrc Sci	Adv Plant Propagation	Consumable Materials	Flat	\$30.00	\$30.00	0.00%
Col of Food,Ag & Nat Rsrc Sci	Agroforestry Field Trip	Travel/Lodging/Transport	Flat	\$30.00	\$30.00	0.00%
Col of Food,Ag & Nat Rsrc Sci	Agronomy & Plant Genetics / lab supplies	Consumable Materials	Flat	\$20.00	\$20.00	0.00%
Col of Food,Ag & Nat Rsrc Sci	Agronomy Special Topics	Travel/Lodging/Transport	Flat	\$150.00	\$150.00	0.00%
Col of Food,Ag & Nat Rsrc Sci	Animal Science Field Trip	Travel/Lodging/Transport	Flat	\$25.00	\$25.00	0.00%
Col of Food,Ag & Nat Rsrc Sci	Animal Science Transportation & Lab Fee	Access/Rent/Usage/Own	Flat	\$100.00	\$100.00	0.00%
Col of Food,Ag & Nat Rsrc Sci	Animal Science Transportation & Lab Fee	Travel/Lodging/Transport	Flat	\$75.00	\$75.00	0.00%
Col of Food,Ag & Nat Rsrc Sci	Applied Dairy Nutrition / hands-on experience w/software used by dairy industry	Access/Rent/Usage/Own	Flat	\$35.00	\$35.00	0.00%
Col of Food,Ag & Nat Rsrc Sci	Aquatic Insects	Consumable Materials	Flat	\$32.00	\$32.00	0.00%
Col of Food,Ag & Nat Rsrc Sci	Bioproducts & Biosystems Engineering Tier 1	Consumable Materials	Flat	\$15.00	\$30.00	100.00%
Col of Food,Ag & Nat Rsrc Sci	Bioproducts & Biosystems Engineering Tier 2	Consumable Materials	Flat	\$20.00	\$20.00	0.00%
Col of Food,Ag & Nat Rsrc Sci	Bioproducts & Biosystems Engineering Tier 3	Consumable Materials	Flat	\$21.00	\$21.00	0.00%
Col of Food,Ag & Nat Rsrc Sci	Bioproducts & Biosystems Engineering Tier 4	Consumable Materials	Flat	\$25.00	\$25.00	0.00%
Col of Food,Ag & Nat Rsrc Sci	Bioproducts & Biosystems Engineering Tier 5	Consumable Materials	Flat	\$40.00	\$40.00	0.00%
Col of Food,Ag & Nat Rsrc Sci	Bioproducts & Biosystems Engineering Tier 6	Consumable Materials	Flat	\$50.00	\$50.00	0.00%
Col of Food,Ag & Nat Rsrc Sci	Bioproducts & Biosystems Engineering Tier 7	Consumable Materials	Flat	\$100.00	\$100.00	0.00%
Col of Food,Ag & Nat Rsrc Sci	Bioproducts & Biosystems Eng Field Trips Tier 1	Travel/Lodging/Transport	Flat	\$50.00	\$50.00	0.00%
Col of Food,Ag & Nat Rsrc Sci	Bioproducts & Biosystems Eng Field Trips Tier 2	Travel/Lodging/Transport	Flat	\$75.00	\$75.00	0.00%
Col of Food,Ag & Nat Rsrc Sci	Companion & Wild Species Reproduction	Consumable Materials	Flat	\$35.00	\$35.00	0.00%
Col of Food,Ag & Nat Rsrc Sci	Consumables for FSCN 5312	Consumable Materials	Flat	\$85.00	\$85.00	0.00%
Col of Food,Ag & Nat Rsrc Sci	Crops, Environment, & Society	Consumable Materials	Flat	\$25.00	\$25.00	0.00%
Col of Food,Ag & Nat Rsrc Sci	Dairy Cattle Judging	Travel/Lodging/Transport	Flat	\$110.00	\$110.00	0.00%
Col of Food,Ag & Nat Rsrc Sci	Dietetics	Personnel	Flat	\$50.00	\$50.00	0.00%
Col of Food,Ag & Nat Rsrc Sci	Consumables / FSCN 4312 Food Analysis	Consumable Materials	Flat	\$85.00	\$85.00	0.00%
Col of Food,Ag & Nat Rsrc Sci	ENT 5021 / Insect Taxonomy and Phylogeny	Consumable Materials	Flat	\$25.00	\$25.00	0.00%
Col of Food,Ag & Nat Rsrc Sci	ENT 5025 / Field methods in Insect Taxonomy	Consumable Materials	Flat	\$25.00	\$25.00	0.00%
Col of Food,Ag & Nat Rsrc Sci	Entomology 4251	Consumable Materials	Flat	\$15.00	\$15.00	0.00%
Col of Food,Ag & Nat Rsrc Sci	Entomology Materials & Equipment Tier 1	Consumable Materials	Flat	\$30.00	\$30.00	0.00%
Col of Food,Ag & Nat Rsrc Sci	Environmental Change	Consumable Materials	Flat	\$20.00	\$20.00	0.00%
Col of Food,Ag & Nat Rsrc Sci	ESPM Integrated Problem Solving	Travel/Lodging/Transport	Flat	\$6.00	\$6.00	0.00%
Col of Food,Ag & Nat Rsrc Sci	Field Ecology Equipment	Consumable Materials	Flat	\$30.00	\$30.00	0.00%
Col of Food,Ag & Nat Rsrc Sci	Field Silviculture	Travel/Lodging/Transport	Flat	\$60.00	\$60.00	0.00%
Col of Food,Ag & Nat Rsrc Sci	Field Timber Harvesting	Travel/Lodging/Transport	Flat	\$60.00	\$60.00	0.00%
Col of Food,Ag & Nat Rsrc Sci	First-Year Colloquium / Student Learning Initiative /	Travel/Lodging/Transport	Flat	\$20.00	\$20.00	0.00%
Col of Food,Ag & Nat Rsrc Sci	Fisheries & Wildlife in Wyoming	Travel/Lodging/Transport	Flat	\$375.00	\$375.00	0.00%
Col of Food,Ag & Nat Rsrc Sci	Food Science Consumables 1	Consumable Materials	Flat	\$40.00	\$30.00	-25.00%
Col of Food,Ag & Nat Rsrc Sci	Food Science Consumables 2	Consumable Materials	Flat	\$40.00	\$40.00	0.00%
Col of Food,Ag & Nat Rsrc Sci	Food Science Materials & Services Tier 2	Consumable Materials	Flat	\$25.00	\$15.00	-40.00%
Col of Food,Ag & Nat Rsrc Sci	Food Science Materials & Services Tier 2	Travel/Lodging/Transport	Flat	\$25.00	\$25.00	0.00%
Col of Food,Ag & Nat Rsrc Sci	Food Science Materials & Services Tier 3	Consumable Materials	Flat	\$30.00	\$30.00	0.00%
Col of Food,Ag & Nat Rsrc Sci	Food Science Materials & Services Tier 4	Consumable Materials	Flat	\$35.00	\$30.00	-14.29%
Col of Food,Ag & Nat Rsrc Sci	Food Science Materials & Services Tier 6	Consumable Materials	Flat	\$75.00	\$70.00	-6.67%
Col of Food,Ag & Nat Rsrc Sci	Food Science Materials & Services Tier 7	Consumable Materials	Flat	\$75.00	\$75.00	0.00%
Col of Food,Ag & Nat Rsrc Sci	Food Science Materials & Services Tier 8	Consumable Materials	Flat	\$75.00	\$100.00	33.33%
Col of Food,Ag & Nat Rsrc Sci	Food Science Materials & Services Tier 9	Consumable Materials	Flat	\$100.00	\$100.00	0.00%
Col of Food,Ag & Nat Rsrc Sci	Forest Ecology	Consumable Materials	Flat	\$70.00	\$70.00	0.00%
Col of Food,Ag & Nat Rsrc Sci	Forestry Assesment & Modeling	Travel/Lodging/Transport	Flat	\$50.00	\$50.00	0.00%
Col of Food,Ag & Nat Rsrc Sci	Forestry Field Session Tier 1	Travel/Lodging/Transport	Flat	\$65.00	\$84.00	29.23%
Col of Food,Ag & Nat Rsrc Sci	Forestry Field Session Tier 2	Travel/Lodging/Transport	Flat	\$70.00	\$70.00	0.00%
Col of Food,Ag & Nat Rsrc Sci	Forestry Field Trip	Travel/Lodging/Transport	Flat	\$45.00	\$45.00	0.00%
Col of Food,Ag & Nat Rsrc Sci	Horse Health Mgmt	Consumable Materials	Flat	\$25.00	\$25.00	0.00%
Col of Food,Ag & Nat Rsrc Sci	HORT 1014 Edible Landscapes	Consumable Materials	Flat	\$5.00	\$5.00	0.00%
Col of Food,Ag & Nat Rsrc Sci	Horticulture Organic Food Field Trip	Travel/Lodging/Transport	Flat	\$10.00	\$10.00	0.00%
Col of Food,Ag & Nat Rsrc Sci	Horticulture Marketing Field Trip	Travel/Lodging/Transport	Flat	\$20.00	\$20.00	0.00%
Col of Food,Ag & Nat Rsrc Sci	Ichthyology	Travel/Lodging/Transport	Flat	\$30.00	\$30.00	0.00%
Col of Food,Ag & Nat Rsrc Sci	Important Plants/Habitats Field Methods Cloquet II	Travel/Lodging/Transport	Flat	\$426.00	\$426.00	0.00%
Col of Food,Ag & Nat Rsrc Sci	Important Plants/Habitats Field Methods Cloquet II	Travel/Lodging/Transport	Flat	\$538.00	\$538.00	0.00%
Col of Food,Ag & Nat Rsrc Sci	Important Plants/Habitats Field Methods Crookston	Travel/Lodging/Transport	Flat	\$766.00	\$766.00	0.00%
Col of Food,Ag & Nat Rsrc Sci	Live Animal Access Tier 2	Access/Rent/Usage/Own	Flat	\$125.00	\$75.00	-40.00%
Col of Food,Ag & Nat Rsrc Sci	Live Animal Access / ANSC 4603 and ANSC 4613	Access/Rent/Usage/Own	Flat	\$100.00	\$100.00	0.00%
Col of Food,Ag & Nat Rsrc Sci	Live Animal Access / ANSC 4603 and ANSC 4613	Travel/Lodging/Transport	Flat	\$100.00	\$100.00	0.00%
Col of Food,Ag & Nat Rsrc Sci	Live Animal Access Tier 1	Access/Rent/Usage/Own	Flat	\$100.00	\$100.00	0.00%
Col of Food,Ag & Nat Rsrc Sci	Live Animal Access; field trip costs.	Access/Rent/Usage/Own	Flat	\$100.00	\$100.00	0.00%
Col of Food,Ag & Nat Rsrc Sci	Live Animal Access; field trip costs.	Consumable Materials	Flat	\$35.00	\$35.00	0.00%

University of Minnesota 2015-2016 Tuition Plan: Course and Class Fees

Campus/College	Fee Name	Dimension	Rate type	2015 Amount	2016 Amount	Percent Change
Col of Food,Ag & Nat Rsrc Sci	Live Animal Access; transportation costs	Access/Rent/Usage/Own	Flat	\$100.00	\$100.00	0.00%
Col of Food,Ag & Nat Rsrc Sci	Live Animal Access; transportation costs	Travel/Lodging/Transport	Flat	\$50.00	\$50.00	0.00%
Col of Food,Ag & Nat Rsrc Sci	Lodging / Meals at Summer Field Session held at Cloquet Forestry Center	Travel/Lodging/Transport	Flat	\$640.00	\$640.00	0.00%
Col of Food,Ag & Nat Rsrc Sci	Managing for Ecosystems: Silviculture	Travel/Lodging/Transport	Flat	\$50.00	\$50.00	0.00%
Col of Food,Ag & Nat Rsrc Sci	Managing Recreational Lands	Travel/Lodging/Transport	Flat	\$17.00	\$17.00	0.00%
Col of Food,Ag & Nat Rsrc Sci	Molecular Biotechnology	Consumable Materials	Flat	\$250.00	\$250.00	0.00%
Col of Food,Ag & Nat Rsrc Sci	Northern Forest	Consumable Materials	Flat	\$21.00	\$21.00	0.00%
Col of Food,Ag & Nat Rsrc Sci	Northern Forests/Cloquet	Travel/Lodging/Transport	Flat	\$160.00	\$160.00	0.00%
Col of Food,Ag & Nat Rsrc Sci	Organic Vegetation Production	Travel/Lodging/Transport	Flat	\$25.00	\$25.00	0.00%
Col of Food,Ag & Nat Rsrc Sci	Park & Protected Mgmt - BWCA	Travel/Lodging/Transport	Flat	\$674.00	\$674.00	0.00%
Col of Food,Ag & Nat Rsrc Sci	Plant Cytogenetics Lab	Consumable Materials	Flat	\$90.00	\$90.00	0.00%
Col of Food,Ag & Nat Rsrc Sci	Plant Food Systems	Consumable Materials	Flat	\$30.00	\$30.00	0.00%
Col of Food,Ag & Nat Rsrc Sci	Plant Genetics & Breeding	Consumable Materials	Flat	\$20.00	\$20.00	0.00%
Col of Food,Ag & Nat Rsrc Sci	Plant Pathology Fee	Consumable Materials	Flat	\$20.00	\$20.00	0.00%
Col of Food,Ag & Nat Rsrc Sci	Plant Production	Consumable Materials	Flat	\$40.00	\$40.00	0.00%
Col of Food,Ag & Nat Rsrc Sci	Plant Production	Travel/Lodging/Transport	Flat	\$34.00	\$34.00	0.00%
Col of Food,Ag & Nat Rsrc Sci	Plant Propagation	Consumable Materials	Flat	\$35.00	\$35.00	0.00%
Col of Food,Ag & Nat Rsrc Sci	Public Garden Management	Travel/Lodging/Transport	Flat	\$42.00	\$42.00	0.00%
Col of Food,Ag & Nat Rsrc Sci	Sensory Evaluation of Food Quality	Consumable Materials	Flat	\$40.00	\$40.00	0.00%
Col of Food,Ag & Nat Rsrc Sci	Soil Conservation & Land Use Management	Travel/Lodging/Transport	Flat	\$30.00	\$30.00	0.00%
Col of Food,Ag & Nat Rsrc Sci	Soil Formation	Travel/Lodging/Transport	Flat	\$35.00	\$35.00	0.00%
Col of Food,Ag & Nat Rsrc Sci	Soil Science Field Trips	Travel/Lodging/Transport	Flat	\$51.00	\$61.00	19.61%
Col of Food,Ag & Nat Rsrc Sci	Student Learning Communities Initiative / Freshmen Orientation to ESPM	Travel/Lodging/Transport	Flat	\$55.00	\$70.00	27.27%
Col of Food,Ag & Nat Rsrc Sci	Student Learning Communities Initiative BBE	Travel/Lodging/Transport	Flat	\$65.00	\$65.00	0.00%
Col of Food,Ag & Nat Rsrc Sci	Orientation and Information Systems / FNRM 1001	Travel/Lodging/Transport	Flat	\$65.00	\$65.00	0.00%
Col of Food,Ag & Nat Rsrc Sci	Student Learning Communities Initiative FW	Travel/Lodging/Transport	Flat	\$55.00	\$55.00	0.00%
Col of Food,Ag & Nat Rsrc Sci	Swine field trips & care/maintenance	Access/Rent/Usage/Own	Flat	\$100.00	\$100.00	0.00%
Col of Food,Ag & Nat Rsrc Sci	Swine field trips & care/maintenance	Travel/Lodging/Transport	Flat	\$25.00	\$25.00	0.00%
Col of Food,Ag & Nat Rsrc Sci	Tier 1 Horticulture Materials	Consumable Materials	Flat	\$20.00	\$20.00	0.00%
Col of Food,Ag & Nat Rsrc Sci	Tier 2 Agronomy & Plant Genetics Materials	Consumable Materials	Flat	\$10.00	\$10.00	0.00%
Col of Food,Ag & Nat Rsrc Sci	Tier 3 Agronomy & Plant Genetics Materials	Consumable Materials	Flat	\$45.00	\$45.00	0.00%
Col of Food,Ag & Nat Rsrc Sci	Tier 3 Horticulture Materials	Consumable Materials	Flat	\$35.00	\$35.00	0.00%
Col of Food,Ag & Nat Rsrc Sci	Tier 3Horticulture Field Trip	Travel/Lodging/Transport	Flat	\$30.00	\$30.00	0.00%
Col of Food,Ag & Nat Rsrc Sci	Tier 4 Horticulture Materials	Consumable Materials	Flat	\$50.00	\$50.00	0.00%
Col of Food,Ag & Nat Rsrc Sci	Horticulture Materials	Consumable Materials	Flat	\$200.00	\$200.00	0.00%
Col of Food,Ag & Nat Rsrc Sci	Timber Harvesting	Travel/Lodging/Transport	Flat	\$30.00	\$30.00	0.00%
Col of Food,Ag & Nat Rsrc Sci	Timber Harvesting & Road Planning	Travel/Lodging/Transport	Flat	\$60.00	\$60.00	0.00%
Col of Food,Ag & Nat Rsrc Sci	Usage fee / horses	Access/Rent/Usage/Own	Flat	\$150.00	\$150.00	0.00%
Col of Food,Ag & Nat Rsrc Sci	Vines & Wines	Consumable Materials	Flat	\$78.00	\$80.00	2.56%
Col of Food,Ag & Nat Rsrc Sci	Wetland Soils Fee	Travel/Lodging/Transport	Flat	\$55.00	\$55.00	0.00%
Col of Food,Ag & Nat Rsrc Sci	Wildlife Handling / Carlos Avery Wildlife Ctr., Forest Lake	Service	Flat	\$500.00	\$500.00	0.00%
Col of Food,Ag & Nat Rsrc Sci	Woody Herbs & Plants	Travel/Lodging/Transport	Flat	\$20.00	\$20.00	0.00%
Col of Liberal Arts	Anthropology-Archaeology Field School Summer Fee	Access/Rent/Usage/Own	Flat	\$35.00	\$40.00	14.29%
Col of Liberal Arts	Anthropology-Archaeology Field School Summer Fee	Travel/Lodging/Transport	Flat	\$295.00	\$345.00	16.95%
Col of Liberal Arts	Anthropology Fee - Tier 1	Access/Rent/Usage/Own	Flat	\$5.00	\$5.00	0.00%
Col of Liberal Arts	Anthropology Fee - Tier 1	Consumable Materials	Flat	\$5.00	\$5.00	0.00%
Col of Liberal Arts	Anthropology Fee - Tier 2	Access/Rent/Usage/Own	Flat	\$14.00	\$14.00	0.00%
Col of Liberal Arts	Anthropology Fee - Tier 2	Consumable Materials	Flat	\$6.00	\$6.00	0.00%
Col of Liberal Arts	Anthropology Fee - Tier 3	Access/Rent/Usage/Own	Flat	\$24.00	\$24.00	0.00%
Col of Liberal Arts	Anthropology Fee - Tier 3	Consumable Materials	Flat	\$36.00	\$36.00	0.00%
Col of Liberal Arts	ARTS - Art on Wheels	Consumable Materials	Flat	\$95.00	\$95.00	0.00%
Col of Liberal Arts	ARTS - Art on Wheels	Personnel	Flat	\$5.00	\$5.00	0.00%
Col of Liberal Arts	ARTS - BFA/MFA Independent Study & Creative Thesis	Consumable Materials	Variable	\$10.00 - \$160.00	\$20.00 - \$200.00	0.25%
Col of Liberal Arts	ARTS BFA/MFA Exhibition	Consumable Materials	Flat	\$10.00	\$10.00	0.00%
Col of Liberal Arts	ARTS - Be the Curator	Consumable Materials	Flat	\$95.00	\$25.00	-73.68%
Col of Liberal Arts	ARTS - Be the Curator	Personnel	Flat	\$5.00	\$5.00	0.00%
Col of Liberal Arts	ARTS - Body Electric & New Media	Consumable Materials	Flat	\$95.00	\$95.00	0.00%
Col of Liberal Arts	ARTS - Body Electric & New Media	Personnel	Flat	\$5.00	\$5.00	0.00%
Col of Liberal Arts	ARTS - Ceramics Tier 1	Consumable Materials	Flat	\$105.00	\$105.00	0.00%
Col of Liberal Arts	ARTS - Ceramics Tier 1	Personnel	Flat	\$5.00	\$5.00	0.00%
Col of Liberal Arts	ARTS - Ceramics Tier 2	Consumable Materials	Flat	\$165.00	\$165.00	0.00%
Col of Liberal Arts	ARTS - Ceramics Tier 2	Personnel	Flat	\$5.00	\$5.00	0.00%
Col of Liberal Arts	ARTS - Ceramics Tier 3	Consumable Materials	Flat	\$250.00	\$250.00	0.00%
Col of Liberal Arts	ARTS - Critical Theories	Personnel	Flat	\$0.00	\$10.00	new
Col of Liberal Arts	ARTS - Digital Drawing	Consumable Materials	Flat	\$15.00	\$15.00	0.00%
Col of Liberal Arts	ARTS - Digital Drawing	Personnel	Flat	\$50.00	\$50.00	0.00%
Col of Liberal Arts	ARTS - Drawing & Painting Tier 1	Consumable Materials	Flat	\$20.00	\$20.00	0.00%
Col of Liberal Arts	ARTS - Drawing & Painting Tier 1	Personnel	Flat	\$20.00	\$20.00	0.00%

University of Minnesota 2015-2016 Tuition Plan: Course and Class Fees

Campus/College	Fee Name	Dimension	Rate type	2015 Amount	2016 Amount	Percent Change
Col of Liberal Arts	ARTS - Drawing & Painting Tier 2	Consumable Materials	Flat	\$40.00	\$40.00	0.00%
Col of Liberal Arts	ARTS - Drawing & Painting Tier 2	Personnel	Flat	\$60.00	\$60.00	0.00%
Col of Liberal Arts	ARTS - Electronic Media	Access/Rent/Usage/Own	Flat	\$45.00	\$45.00	0.00%
Col of Liberal Arts	ARTS - Electronic Media	Personnel	Flat	\$5.00	\$5.00	0.00%
Col of Liberal Arts	ARTS - Exhibition Fee	Consumable Materials	Flat	\$10.00	\$10.00	0.00%
Col of Liberal Arts	ARTS - Nash Internship	Personnel	Flat	\$0.00	\$25.00	new
Col of Liberal Arts	ARTS - Photography - Tier 1	Consumable Materials	Flat	\$55.00	\$55.00	0.00%
Col of Liberal Arts	ARTS - Photography - Tier 1	Personnel	Flat	\$5.00	\$5.00	0.00%
Col of Liberal Arts	ARTS - Photography - Tier 2	Consumable Materials	Flat	\$55.00	\$75.00	36.36%
Col of Liberal Arts	ARTS - Photography - Tier 2	Personnel	Flat	\$5.00	\$5.00	0.00%
Col of Liberal Arts	ARTS - Photography - Tier 3	Consumable Materials	Flat	\$60.00	\$60.00	0.00%
Col of Liberal Arts	ARTS - Photography - Tier 3	Personnel	Flat	\$40.00	\$40.00	0.00%
Col of Liberal Arts	ARTS - Printmaking Tier 1	Consumable Materials	Flat	\$95.00	\$105.00	10.53%
Col of Liberal Arts	ARTS - Printmaking Tier 1	Personnel	Flat	\$5.00	\$5.00	0.00%
Col of Liberal Arts	ARTS - Printmaking Tier 2	Consumable Materials	Flat	\$120.00	\$130.00	8.33%
Col of Liberal Arts	ARTS - Printmaking Tier 2	Personnel	Flat	\$5.00	\$5.00	0.00%
Col of Liberal Arts	ARTS - Sculpture - Tier 1	Consumable Materials	Flat	\$80.00	\$80.00	0.00%
Col of Liberal Arts	ARTS - Sculpture - Tier 1	Personnel	Flat	\$5.00	\$5.00	0.00%
Col of Liberal Arts	ARTS - Sculpture - Tier 2	Consumable Materials	Flat	\$85.00	\$100.00	17.65%
Col of Liberal Arts	ARTS - Sculpture - Tier 2	Personnel	Flat	\$5.00	\$5.00	0.00%
Col of Liberal Arts	ARTS - Sculpture - Tier 3			\$145.00	\$145.00	0.00%
Col of Liberal Arts	ARTS - Sculpture - Tier 3			\$5.00	\$5.00	0.00%
Col of Liberal Arts	ARTS - Sculpture - Tier 4			\$145.00	\$190.00	31.03%
Col of Liberal Arts	ARTS - Sculpture - Tier 4			\$5.00	\$5.00	0.00%
Col of Liberal Arts	ARTS - Sound Art	Consumable Materials	Flat	\$100.00	\$100.00	0.00%
Col of Liberal Arts	ARTS - Studio Arts	Consumable Materials	Flat	\$10.00	\$5.00	-50.00%
Col of Liberal Arts	ARTS - Studio Arts	Personnel	Flat	\$5.00	\$10.00	100.00%
Col of Liberal Arts	ARTS - Studio Arts Workshop - Variable	Consumable Materials	Variable	\$12.00 - \$500.00	\$12.00 - \$200.00	-60.00%
Col of Liberal Arts	ARTS - Studio Arts Workshop - Guest Lecturers	Personnel	Flat	\$0.00	\$5.00	new
Col of Liberal Arts	ARTS - Studio Critique Guest Artist Fee	Personnel	Flat	\$0.00	\$75.00	new
Col of Liberal Arts	ARTS- Digital Toolbox	Consumable Materials	Flat	\$25.00	\$25.00	0.00%
Col of Liberal Arts	ARTS- Digital Toolbox	Personnel	Flat	\$75.00	\$75.00	0.00%
Col of Liberal Arts	ARTS Freshman Seminar	Personnel	Flat	\$40.00	\$40.00	0.00%
Col of Liberal Arts	ARTS Freshman Seminar	Travel/Lodging/Transport	Flat	\$40.00	\$40.00	0.00%
Col of Liberal Arts	ARTS- Graphic Novel 1490 Fall	Consumable Materials	Flat	\$40.00	\$40.00	0.00%
Col of Liberal Arts	ARTS- Graphic Novel 1490 Fall	Personnel	Flat	\$25.00	\$25.00	0.00%
Col of Liberal Arts	BFA Costumes and Props	Consumable Materials	Flat	\$0.00	\$25.00	new
Col of Liberal Arts	BFA Voice Equipment	Access/Rent/Usage/Own	Flat	\$0.00	\$35.00	new
Col of Liberal Arts	Comm Studies - Tier 1	Consumable Materials	Flat	\$5.00	\$5.00	0.00%
Col of Liberal Arts	Comm Studies - Tier 2	Consumable Materials	Flat	\$10.00	\$10.00	0.00%
Col of Liberal Arts	Dance - Survival Strategies in Dance	Service	Flat	\$100.00	\$100.00	0.00%
Col of Liberal Arts	Dance Accompanist Tier 1	Personnel	Flat	\$40.00	\$40.00	0.00%
Col of Liberal Arts	Dance Accompanist Tier 2	Personnel	Flat	\$70.00	\$70.00	0.00%
Col of Liberal Arts	Dance Accompanist Tier 3	Personnel	Flat	\$80.00	\$80.00	0.00%
Col of Liberal Arts	Dance Accompanist Tier 4	Personnel	Flat	\$90.00	\$90.00	0.00%
Col of Liberal Arts	Global Leadership	Confirmation/Deposit	Flat	\$250.00	\$250.00	0.00%
Col of Liberal Arts	Global Leadership	Travel/Lodging/Transport	Flat	\$126.00	\$126.00	0.00%
Col of Liberal Arts	HECUA - Internship	Tuition	PerCredit	\$405.00	\$420.00	3.70%
Col of Liberal Arts	HECUA - Program Fee	Tuition	PerCredit	\$493.75	\$512.50	3.80%
Col of Liberal Arts	HECUA - Program with Optional Internship	Tuition	PerCredit	\$582.50	\$630.00	8.15%
Col of Liberal Arts	HECUA - Summer Program - Civil Rights	Travel/Lodging/Transport	Flat	\$1,493.00	\$1,540.00	3.15%
Col of Liberal Arts	HECUA - Summer Program - Civil Rights	Tuition	Flat	\$1,807.00	\$1,860.00	2.93%
Col of Liberal Arts	Interdept Study - Career Plan	Exam/Assessment	Flat	\$45.00	\$45.00	0.00%
Col of Liberal Arts	Interdept Study - Major & Career Exploration	Exam/Assessment	Flat	\$35.00	\$35.00	0.00%
Col of Liberal Arts	Journalism/Mass Communications Digital Lab	Consumable Materials	Flat	\$10.00	\$10.00	0.00%
Col of Liberal Arts	Language & Food	Consumable Materials	Flat	\$50.00	\$85.00	70.00%
Col of Liberal Arts	Lives Worth Living - 1 Week Option	Confirmation/Deposit	Flat	\$250.00	\$250.00	0.00%
Col of Liberal Arts	Lives Worth Living - 1 Week Option	Tuition	Flat	\$750.00	\$750.00	0.00%
Col of Liberal Arts	Lives Worth Living - 4 Week Option	Confirmation/Deposit	Flat	\$500.00	\$500.00	0.00%
Col of Liberal Arts	Lives Worth Living - 4 Week Option	Travel/Lodging/Transport	Flat	\$400.00	\$400.00	0.00%
Col of Liberal Arts	Lives Worth Living - 4 Week Option	Tuition	Flat	\$1,400.00	\$1,400.00	0.00%
Col of Liberal Arts	Music - Applied Music Lessons - Elective	Individual Instruction	PerCredit	\$175.00	\$175.00	0.00%
Col of Liberal Arts	Music - Applied Music Lessons - Majors	Individual Instruction	PerCredit	\$55.00	\$55.00	0.00%
Col of Liberal Arts	Music - Applied Music Lessons - Music Education	Individual Instruction	PerCredit	\$110.00	\$110.00	0.00%
Col of Liberal Arts	Music - Applied Music Lessons - Secondary	Individual Instruction	PerCredit	\$80.00	\$80.00	0.00%
Col of Liberal Arts	Music - Piano Course Fee	Access/Rent/Usage/Own	Flat	\$50.00	\$50.00	0.00%
Col of Liberal Arts	Music Education	Access/Rent/Usage/Own	Flat	\$35.00	\$35.00	0.00%
Col of Liberal Arts	Music Scores for Ensembles	Access/Rent/Usage/Own	Flat	\$25.00	\$25.00	0.00%
Col of Liberal Arts	Nash Gallery Exhibition	Travel/Lodging/Transport	Flat	\$6.00	\$6.00	0.00%
Col of Liberal Arts	SLHS - Clinical Education	Access/Rent/Usage/Own	PerCredit	\$3.00	\$3.00	0.00%



University of Minnesota 2015-2016 Tuition Plan: Course and Class Fees

Campus/College	Fee Name	Dimension	Rate type	2015 Amount	2016 Amount	Percent Change
Col of Liberal Arts	SLHS - Clinical Education	Consumable Materials	PerCredit	\$10.50	\$10.50	0.00%
Col of Liberal Arts	SLHS - Clinical Education	Service	PerCredit	\$1.50	\$1.50	0.00%
Col of Liberal Arts	Spanish - Latino Immigration	Consumable Materials	Flat	\$5.00	\$5.00	0.00%
Col of Liberal Arts	Spanish - Latino Immigration	Personnel	Flat	\$10.00	\$10.00	0.00%
Col of Liberal Arts	Spanish - Latino Immigration	Service	Flat	\$5.00	\$5.00	0.00%
Col of Liberal Arts	Theatre Arts - Accompanist - Tier 1	Personnel	Flat	\$70.00	\$70.00	0.00%
Col of Liberal Arts	Theatre Arts - Accompanist - Tier 2	Personnel	Flat	\$70.00	\$90.00	28.57%
Col of Liberal Arts	Theatre Arts - Acting for Camera	Access/Rent/Usage/Own	Flat	\$25.00	\$25.00	0.00%
Col of Liberal Arts	Theatre Arts - Acting for Camera	Consumable Materials	Flat	\$25.00	\$25.00	0.00%
Col of Liberal Arts	Theatre Arts - BFA Collaboration	Access/Rent/Usage/Own	Flat	\$50.00	\$50.00	0.00%
Col of Liberal Arts	Theatre Arts - BFA Collaboration	Consumable Materials	Flat	\$0.00	\$10.00	new
Col of Liberal Arts	Theatre Arts - BFA Collaboration	Personnel	Flat	\$0.00	\$10.00	new
Col of Liberal Arts	Theatre Arts - Bouffon	Consumable Materials	Flat	\$15.00	\$15.00	0.00%
Col of Liberal Arts	Theatre Arts - Circus	Consumable Materials	Flat	\$35.00	\$35.00	0.00%
Col of Liberal Arts	Theatre Arts - Collaboration	Access/Rent/Usage/Own	Flat	\$35.00	\$35.00	0.00%
Col of Liberal Arts	Theatre Arts - Costume	Consumable Materials	Flat	\$175.00	\$175.00	0.00%
Col of Liberal Arts	Theatre Arts - Intro - Fall	Travel/Lodging/Transport	Flat	\$10.00	\$10.00	0.00%
Col of Liberal Arts	Theatre Arts - Intro	Travel/Lodging/Transport	Flat	\$20.00	\$20.00	0.00%
Col of Liberal Arts	Theatre Arts - Makeup	Consumable Materials	Flat	\$75.00	\$75.00	0.00%
Col of Liberal Arts	Theatre Arts - Materials & Performance	Consumable Materials	Flat	\$0.00	\$20.00	new
Col of Liberal Arts	Theatre Arts - Materials & Performance	Travel/Lodging/Transport	Flat	\$0.00	\$20.00	new
Col of Liberal Arts	Theatre Arts - Puppetry	Consumable Materials	Flat	\$45.00	\$45.00	0.00%
Col of Liberal Arts	Theatre Arts - Seminar	Travel/Lodging/Transport	Flat	\$125.00	\$125.00	0.00%
Col of Liberal Arts	Theatre Arts - Stage Materials	Consumable Materials	Flat	\$75.00	\$75.00	0.00%
Col of Liberal Arts	Theatre Arts - Walker Art Center	Travel/Lodging/Transport	Flat	\$40.00	\$40.00	0.00%
Col of Pharmacy	APPE Germany - TC	Travel/Lodging/Transport	Flat	\$3,500.00	\$3,600.00	2.86%
Col of Pharmacy	APPE Germany - UMD	Travel/Lodging/Transport	Flat	\$3,500.00	\$3,600.00	2.86%
Col of Pharmacy	Pharm Practice & Hlth Care in MN & Portugal	Program	Flat	\$1,190.00	\$1,475.00	23.95%
Col of Sci & Engineering	Aerospace Design Problems	Consumable Materials	Flat	\$100.00	\$100.00	0.00%
Col of Sci & Engineering	Aerospace Vehicle Design	Consumable Materials	Flat	\$50.00	\$50.00	0.00%
Col of Sci & Engineering	Biomed Engineering Lab 1	Consumable Materials	Flat	\$10.00	\$10.00	0.00%
Col of Sci & Engineering	Biomed Engineering Lab 2	Consumable Materials	Flat	\$30.00	\$30.00	0.00%
Col of Sci & Engineering	Biomed Engineering Lab 3	Consumable Materials	Flat	\$10.00	\$10.00	0.00%
Col of Sci & Engineering	Biomed Engineering Lab 5	Consumable Materials	Flat	\$15.00	\$15.00	0.00%
Col of Sci & Engineering	Biomed Engineering Lab 6	Consumable Materials	Flat	\$45.00	\$45.00	0.00%
Col of Sci & Engineering	Biomed Engineering Lab 7	Consumable Materials	Flat	\$100.00	\$100.00	0.00%
Col of Sci & Engineering	Biomedical Engineering Tissue Engineering Course 8	Consumable Materials	Flat	\$100.00	\$100.00	0.00%
Col of Sci & Engineering	CE 4502 Water Treatment	Travel/Lodging/Transport	Flat	\$5.00	\$5.00	0.00%
Col of Sci & Engineering	CE 5542 Experimental Methods in Environmental Eng.	Consumable Materials	Flat	\$53.00	\$53.00	0.00%
Col of Sci & Engineering	CEGE 3402 Materials	Consumable Materials	Flat	\$0.00	\$58.00	new
Col of Sci & Engineering	CEMS Lab Fe CHEN 3401	Consumable Materials	Flat	\$60.00	\$40.00	-33.33%
Col of Sci & Engineering	CEMS Lab Fee CHEN 4401	Consumable Materials	Flat	\$110.00	\$80.00	-27.27%
Col of Sci & Engineering	CEMS Lab Fee CHEN 8112	Access/Rent/Usage/Own	Flat	\$66.00	\$66.00	0.00%
Col of Sci & Engineering	CEMS Lab Fee MATS 2002	Consumable Materials	Flat	\$50.00	\$50.00	0.00%
Col of Sci & Engineering	CEMS Lab Fee MATS 3801	Access/Rent/Usage/Own	Flat	\$200.00	\$200.00	0.00%
Col of Sci & Engineering	CEMS Lab Fee MATS 3851	Access/Rent/Usage/Own	Flat	\$100.00	\$100.00	0.00%
Col of Sci & Engineering	CEMS Lab Fee MATS 4221	Access/Rent/Usage/Own	Flat	\$90.00	\$90.00	0.00%
Col of Sci & Engineering	CHEM 1017 - Chemistry Lab Fee	Consumable Materials	Flat	\$57.00	\$53.00	-7.02%
Col of Sci & Engineering	CHEM 1065 - Chemistry Lab Fee	Consumable Materials	Flat	\$55.00	\$54.00	-1.82%
Col of Sci & Engineering	CHEM 1066 - Chemistry Lab Fee	Consumable Materials	Flat	\$54.00	\$55.00	1.85%
Col of Sci & Engineering	CHEM 1075H - Chemistry Lab Fee	Consumable Materials	Flat	\$56.00	\$54.00	-3.57%
Col of Sci & Engineering	CHEM 1076H - Chemistry Lab Fee	Consumable Materials	Flat	\$60.00	\$54.00	-10.00%
Col of Sci & Engineering	CHEM 2111 - Chemistry Lab Fee	Consumable Materials	Flat	\$61.00	\$65.00	6.56%
Col of Sci & Engineering	CHEM 2121 - Chemistry Lab Fee	Consumable Materials	Flat	\$77.00	\$66.00	-14.29%
Col of Sci & Engineering	CHEM 2311 - Chemistry Lab Fee	Consumable Materials	Flat	\$75.00	\$83.00	10.67%
Col of Sci & Engineering	CHEM 2312H - Chemistry Lab Fee	Consumable Materials	Flat	\$182.00	\$166.00	-8.79%
Col of Sci & Engineering	CHEM 4111W - Chemistry Lab Fee	Consumable Materials	Flat	\$81.00	\$81.00	0.00%
Col of Sci & Engineering	CHEM 4223W - Polymer Chemistry Lab Fee	Consumable Materials	Flat	\$82.00	\$91.00	10.98%
Col of Sci & Engineering	CHEM 4311W - Chemistry Lab Fee	Consumable Materials	Flat	\$126.00	\$125.00	-0.79%
Col of Sci & Engineering	CHEM 4423 - Chemistry Chem Bio Lab Fee	Consumable Materials	Flat	\$124.00	\$186.00	50.00%
Col of Sci & Engineering	CHEM 4511W - Chemistry Lab Fee	Consumable Materials	Flat	\$52.00	\$57.00	9.62%
Col of Sci & Engineering	CHEM 4711W - Chemistry Lab Fee	Consumable Materials	Flat	\$132.00	\$136.00	3.03%
Col of Sci & Engineering	CHEM 8153 - Chemistry Lab Fee	Consumable Materials	Flat	\$49.00	\$49.00	0.00%
Col of Sci & Engineering	CHEM 4223 - Polymer Chemistry Lab Fee	Consumable Materials	Flat	\$82.00	\$91.00	10.98%
Col of Sci & Engineering	EE 2002 - Basic Circuits and Electronics Lab	Consumable Materials	Flat	\$0.00	\$33.00	new
Col of Sci & Engineering	EE 2301 - Introduction to Digital System Design	Consumable Materials	Flat	\$0.00	\$60.00	new
Col of Sci & Engineering	EE 2361 - Introduction to Microcontrollers	Consumable Materials	Flat	\$0.00	\$18.00	new
Col of Sci & Engineering	EE 3006 - Fundamentals of Electrical Engineering	Consumable Materials	Flat	\$0.00	\$33.00	new

University of Minnesota 2015-2016 Tuition Plan: Course and Class Fees

Campus/College	Fee Name	Dimension	Rate type	2015 Amount	2016 Amount	Percent Change
Col of Sci & Engineering	EE 3102 - Circuits and Electronics Lab II	Consumable Materials	Flat	\$0.00	\$12.00	new
Col of Sci & Engineering	Environmental Issues Solutions	Consumable Materials	Flat	\$53.00	\$53.00	0.00%
Col of Sci & Engineering	ESCI 1901 Field Trips	Travel/Lodging/Transport	Flat	\$40.00	\$40.00	0.00%
Col of Sci & Engineering	ESCI 2201 Field Trip	Travel/Lodging/Transport	Flat	\$20.00	\$20.00	0.00%
Col of Sci & Engineering	ESCI 2203 Lab	Travel/Lodging/Transport	Flat	\$50.00	\$50.00	0.00%
Col of Sci & Engineering	ESCI 2302 Field Trip	Travel/Lodging/Transport	Flat	\$20.00	\$20.00	0.00%
Col of Sci & Engineering	ESCI 3911 Field Camp Intro	Travel/Lodging/Transport	Flat	\$1,350.00	\$1,350.00	0.00%
Col of Sci & Engineering	ESCI 4501 Field Trip	Travel/Lodging/Transport	Flat	\$50.00	\$50.00	0.00%
Col of Sci & Engineering	ESCI 4702 Field Trip	Travel/Lodging/Transport	Flat	\$180.00	\$180.00	0.00%
Col of Sci & Engineering	ESCI 4703 Glacial Field Trips	Travel/Lodging/Transport	Flat	\$80.00	\$80.00	0.00%
Col of Sci & Engineering	ESCI 4911 Field Camp Advanced	Travel/Lodging/Transport	Flat	\$1,000.00	\$1,000.00	0.00%
Col of Sci & Engineering	ESCI 4971W Field Camp Hydrogeo	Travel/Lodging/Transport	Flat	\$950.00	\$950.00	0.00%
Col of Sci & Engineering	ESCI 5971 Field Camp Hydrogeo	Travel/Lodging/Transport	Flat	\$950.00	\$950.00	0.00%
Col of Sci & Engineering	MATS 4223 - Polymer Chemistry Lab Fee	Consumable Materials	Flat	\$82.00	\$91.00	10.98%
Col of Sci & Engineering	Mechanical Engineering - Design & Manufac - ME 3221	Consumable Materials	Flat	\$40.00	\$55.00	37.50%
Col of Sci & Engineering	Mechanical Engineering - Design & Manufac - ME3222	Consumable Materials	Flat	\$0.00	\$15.00	new
Col of Sci & Engineering	Mechanical Engineering - Design Projects - ME 4054W	Consumable Materials	Flat	\$66.00	\$47.00	-28.79%
Col of Sci & Engineering	Mechanical Engineering - Fluid Power Control - ME 4232	Consumable Materials	Flat	\$40.00	\$25.00	-37.50%
Col of Sci & Engineering	Mechanical Engineering - Measurements Lab - ME4031W	Consumable Materials	Flat	\$40.00	\$20.00	-50.00%
Col of Sci & Engineering	Mechanical Engineering - Mot Con Lab - ME 4231	Consumable Materials	Flat	\$40.00	\$20.00	-50.00%
Col of Sci & Engineering	Mechanical Engineering - Robot Course - ME 2011	Consumable Materials	Flat	\$40.00	\$45.00	12.50%
Col of Sci & Engineering	Mechanical Engineering - Therm Envir Eng Lab - ME	Consumable Materials	Flat	\$40.00	\$45.00	12.50%
Col of Sci & Engineering	Mechanical Engineering - Thermal Engr Lab - ME 4331	Consumable Materials	Flat	\$40.00	\$45.00	12.50%
Col of Sci & Engineering	Mechanical Engineering - Vibration Eng Lab - ME 4233	Consumable Materials	Flat	\$40.00	\$45.00	12.50%
Col of Sci & Engineering	Software Engineering Offsite	Program	Flat	\$4,500.00	\$4,500.00	0.00%
Col of Sci & Engineering	Study Abroad - Israel/Jordan - MOT	Travel/Lodging/Transport	Flat	\$5,000.00	\$5,720.00	14.40%
Col of Sci & Engineering	UNITE Fee - Section 881	E-Learn	PerCredit	\$100.00	\$100.00	0.00%
Col of Sci & Engineering	UNITE Fee - Sections 883 & 885	E-Learn	PerCredit	\$100.00	\$100.00	0.00%
Col of Veterinary Med	Engaging Intergovernmental Organizations	Travel/Lodging/Transport	Flat	\$0.00	\$500.00	new
Col of Veterinary Med	Equine Reproductive Management	Travel/Lodging/Transport	Flat	\$50.00	\$50.00	0.00%
Col of Veterinary Med	Farm to Table	Travel/Lodging/Transport	Flat	\$0.00	\$575.00	new
Col of Veterinary Med	General Microbiology	Consumable Materials	Flat	\$90.00	\$90.00	0.00%
Col of Veterinary Med	Horse Riding Fee	Access/Rent/Usage/Ownership	Flat	\$200.00	\$200.00	0.00%
Col of Veterinary Med	Veterinary & Biomedical Services Lab Fee	Consumable Materials	Flat	\$75.00	\$75.00	0.00%
Health Sciences	5112 Application of Diagnostic Microbiology Principles-	Consumable Materials	Flat	\$180.00	\$235.00	30.56%
Health Sciences	5112 Application of Diagnostic Microbiology Principles-	Consumable Materials	Flat	\$180.00	\$235.00	30.56%
Health Sciences	5212 Application of Hematology & Hemostasis Principles	Consumable Materials	Flat	\$85.00	\$79.00	-7.06%
Health Sciences	5212 Application of Hematology & Hemostasis Principles	Consumable Materials	Flat	\$85.00	\$79.00	-7.06%
Health Sciences	5311-Fundamental Biomedical Laboratory Techniques -	Consumable Materials	Flat	\$150.00	\$148.00	-1.33%
Health Sciences	5311-Fundamental Biomedical Laboratory Techniques	Consumable Materials	Flat	\$150.00	\$148.00	-1.33%
Health Sciences	5312 Body Fluid Analysis Roch	Consumable Materials	Flat	\$120.00	\$131.00	9.17%
Health Sciences	5312 Body Fluid Analysis TC	Consumable Materials	Flat	\$120.00	\$131.00	9.17%
Health Sciences	5514 Application of Transfusion Medicine Principles Roch	Consumable Materials	Flat	\$165.00	\$165.00	0.00%
Health Sciences	5514 Application of Transfusion Medicine Principles TC	Consumable Materials	Flat	\$165.00	\$165.00	0.00%
Health Sciences	5701 Clinical Experience Microbiology-TC	Consumable Materials	Flat	\$24.00	\$6.00	-75.00%
Health Sciences	5701-Clinical Experience Microbiology Roch	Consumable Materials	Flat	\$24.00	\$6.00	-75.00%
Health Sciences	Appl Therapeutic Horticulture	Consumable Materials	Flat	\$60.00	\$60.00	0.00%
Health Sciences	CSPH Hawaii Lodging	Travel/Lodging/Transport	Variable	\$400 - \$4,000	\$400 - \$4,200	0.05%
Health Sciences	CSPH Indigenous Hawaiian Healing	Consumable Materials	Flat	\$200.00	\$200.00	0.00%
Health Sciences	CSPH Indigenous Hawaiian Healing	Personnel	Flat	\$435.00	\$435.00	0.00%
Health Sciences	CSPH Indigenous Hawaiian Healing	Travel/Lodging/Transport	Flat	\$120.00	\$108.00	-10.00%
Health Sciences	CSPH one-credit Hawaii courses	Consumable Materials	Flat	\$25.00	\$25.00	0.00%
Health Sciences	CSPH one-credit Hawaii courses	Personnel	Flat	\$435.00	\$435.00	0.00%
Health Sciences	CSPH one-credit Hawaii courses	Travel/Lodging/Transport	Flat	\$80.00	\$45.00	-43.75%
Health Sciences	Health Coaching	Consumable Materials	Flat	\$300.00	\$300.00	0.00%
Health Sciences	Health Coaching Group Sessions	Consumable Materials	Flat	\$50.00	\$50.00	0.00%
Health Sciences	Microscope Fee I	Access/Rent/Usage/Own	Flat	\$15.00	\$20.00	33.33%
Health Sciences	Microscope Fee II	Access/Rent/Usage/Own	Flat	\$15.00	\$40.00	166.67%
Health Sciences	OT 7596-Level II Fieldwork I	Consumable Materials	Flat	\$58.00	\$29.00	-50.00%
Health Sciences	OT 6100-Pub & Prof Engagement 1	Consumable Materials	Flat	\$38.00	\$18.00	-52.63%
Health Sciences	OT 6102-Professional Identity - Behaviors and Attitudes	Consumable Materials	Flat	\$10.00	\$10.00	0.00%
Health Sciences	OT 6111-Occupations as Therapy	Consumable Materials	Flat	\$45.00	\$8.00	-82.22%
Health Sciences	OT 6201-Functional Anatomy/Kinesiology	Consumable Materials	Flat	\$9.00	\$9.00	0.00%
Health Sciences	OT 6202-OTPI: Compensation	Consumable Materials	Flat	\$55.00	\$55.00	0.00%
Health Sciences	OT 6301-Neuroscience	Consumable Materials	Flat	\$9.00	\$9.00	0.00%
Health Sciences	OT 6412-Orthotics & Prosthetics	Consumable Materials	Flat	\$33.00	\$30.00	-9.09%
Health Sciences	OT 6422-Occupational Therapy: Group Context	Consumable Materials	Flat	\$31.00	\$37.00	19.35%
Health Sciences	OT 6432-OT Process for Individuals: Education Context	Consumable Materials	Flat	\$6.00	\$6.00	0.00%

University of Minnesota 2015-2016 Tuition Plan: Course and Class Fees

Campus/College	Fee Name	Dimension	Rate type	2015 Amount	2016 Amount	Percent Change
Health Sciences	OT 7494 Scholarly Project	Consumable Materials	Flat	\$27.00	\$25.00	-7.41%
Health Sciences	Shamanism & Shamanic Healing	Consumable Materials	Flat	\$21.00	\$21.00	0.00%
Health Sciences	Shamanism & Shamanic Healing (facility - Hawaii)	Access/Rent/Usage/Own	Flat	\$279.00	\$279.00	0.00%
Health Sciences	Summer Institute Meals	Travel/Lodging/Transport	Flat	\$0.00	\$120.00	new
Health Sciences	Therapeutic Horticulture	Consumable Materials	Flat	\$35.00	\$35.00	0.00%
Law School	Law Summer Legal Study - China - LAW7701	Tuition	Flat	\$4,135.00	\$4,175.00	0.97%
Medical School	Microscope Fee (LAMP)	Access/Rent/Usage/Own	Flat	\$5.00	\$5.00	0.00%
Medical School	ANAT5999/7999 Head and Neck	Consumable Materials	Flat	\$7.50	\$7.50	0.00%
Medical School	ANAT6050 Gross Dental Anatomy	Consumable Materials	Flat	\$7.50	\$7.50	0.00%
Medical School	Course Fee - LAMP	Consumable Materials	Flat	\$5.00	\$5.00	0.00%
Medical School	Human AnatomyLabs: Anat3602/Anat3612/Anat3608H	Consumable Materials	Flat	\$25.00	\$25.00	0.00%
Medical School	INMD 6801 - Human Struc & Func (Histology lab fee)	Consumable Materials	Flat	\$50.00	\$50.00	0.00%
Medical School	INMD6801 Gross Anatomy	Consumable Materials	Flat	\$7.50	\$7.50	0.00%
Medical School	INMD6813 Neuroscience	Consumable Materials	Flat	\$88.00	\$88.00	0.00%
Medical School	Lab Supplies/Services - MICB	Consumable Materials	Flat	\$88.00	\$88.00	0.00%
Medical School	MED 6566 - Cardiovascular System (Duluth)	Consumable Materials	Flat	\$25.00	\$25.00	0.00%
Medical School	MED 6728 - Respiratory System (Duluth)	Consumable Materials	Flat	\$25.00	\$25.00	0.00%
Medical School	MED 6788 - Skin/Musculoskeletal (Duluth)	Consumable Materials	Flat	\$40.00	\$40.00	0.00%
Medical School	MORT 3151 - RA Lab	Consumable Materials	Flat	\$45.00	\$45.00	0.00%
Medical School	MORT 3161 - Embalming Laboratory	Consumable Materials	Flat	\$175.00	\$175.00	0.00%
Medical School	MORT 3171 - Human Anatomy	Consumable Materials	Flat	\$110.00	\$110.00	0.00%
Medical School	MORT 3379 - Clinical Rotation	Consumable Materials	Flat	\$0.00	\$60.00	new
Medical School	NSC 5540 Biomedical Neuroscience Section 1	Service	Flat	\$1,600.00	\$1,600.00	0.00%
Medical School	NSC 5540 Biomedical Neuroscience Section 2	Service	Flat	\$1,000.00	\$1,000.00	0.00%
Medical School	NSC 5540 Biomedical Neuroscience Section 3	Service	Flat	\$800.00	\$800.00	0.00%
Medical School	NSC 5540 Biomedical Neuroscience Section 4	Service	Flat	\$200.00	\$200.00	0.00%
Medical School	NSCI 1100 Human Neuroanatomy	Consumable Materials	Flat	\$82.00	\$82.00	0.00%
Medical School	NSCI 5111 Medical Neuroscience	Consumable Materials	Flat	\$88.00	\$88.00	0.00%
Medical School	NSCI 6112 Medical Neuroscience	Consumable Materials	Flat	\$88.00	\$88.00	0.00%
Medical School	Pelvis & Urinary Symptoms	Consumable Materials	Flat	\$326.00	\$326.00	0.00%
Medical School	PHCL 4100-Lab Fee	Consumable Materials	Flat	\$100.00	\$100.00	0.00%
Medical School	PHSL 5510 Advanced Cardiac Physiology	Consumable Materials	Flat	\$525.00	\$525.00	0.00%
Medical School	PHSL3051 Human Physiology	Consumable Materials	Flat	\$10.00	\$10.00	0.00%
Medical School	PHSL3701 Physiology Lab	Consumable Materials	Flat	\$35.00	\$35.00	0.00%
Schl of Dentistry	Dent Clinic (for Non-Residents)	Tuition	PerCredit	\$1,029.00	\$1,065.00	3.50%
Schl of Dentistry	Dent Clinic (for Residents)	Tuition	PerCredit	\$582.00	\$602.00	3.44%
Schl of Dentistry	DT Principles of Exodontia and Minor Oral Surgery	Consumable Materials	Flat	\$50.00	\$50.00	0.00%
Schl of Dentistry	Endo lec-Typodonts	Consumable Materials	Flat	\$237.00	\$239.00	0.84%
Schl of Dentistry	Operative Dentistry I	Consumable Materials	Flat	\$234.00	\$236.00	0.85%
Schl of Dentistry	Operative Dentistry II & III	Consumable Materials	Flat	\$298.00	\$301.00	1.01%
Schl of Dentistry	Oral Anatomy Lab	Consumable Materials	Flat	\$27.00	\$27.00	0.00%
Schl of Dentistry	Oral Anatomy -Manual and Supplies	Access/Rent/Usage/Own	Flat	\$19.00	\$19.00	0.00%
Schl of Dentistry	Ortho I	Consumable Materials	Flat	\$147.00	\$148.00	0.68%
Schl of Dentistry	PASS-DDS 6486 Preclinical Tech Lab-	Consumable Materials	Flat	\$834.00	\$842.00	0.96%
Schl of Dentistry	Pre- Clinical Pros Lab II	Access/Rent/Usage/Own	Flat	\$790.00	\$798.00	1.01%
Schl of Dentistry	Pre-Clinical Pros Tech Lab IV	Consumable Materials	Flat	\$504.00	\$509.00	0.99%
Schl of Dentistry	Preclinical Prosth Tech Lab II	Consumable Materials	Flat	\$88.00	\$88.00	0.00%
Schl of Dentistry	Pros Lab V Partial Dentures	Consumable Materials	Flat	\$170.00	\$185.00	8.82%
Schl of Dentistry	Pros Tech lab Fee -PASS	Consumable Materials	Flat	\$195.00	\$197.00	1.03%
Schl of Dentistry	Pros Tech Lab IV- Complete Dentures	Consumable Materials	Flat	\$156.00	\$258.00	65.38%
Schl of Dentistry	Pros Tech Lab VI- Implants	Consumable Materials	Flat	\$678.00	\$685.00	1.03%
Schl of Nursing	Global Health through Study Abroad - Honduras	Travel/Lodging/Transport	Flat	\$400.00	\$400.00	0.00%
Schl of Nursing	Global Health through Study Abroad - Ireland	Travel/Lodging/Transport	Flat	\$600.00	\$600.00	0.00%
Schl of Nursing	Global Health through Study Abroad - Iceland	Travel/Lodging/Transport	Flat	\$448.00	\$448.00	0.00%
Schl of Public Health	Executive PHAP Campus Learning Fee	Program	Flat	\$150.00	\$178.00	18.67%
Schl of Public Health	Public Health Institute (restructured)	Program	PerCredit	\$25.00	\$25.00	0.00%
Schl of Public Health	Public Health Institute Field Trip Fee 1 (restructured)	Travel/Lodging/Transport	PerCredit	\$30.00	\$30.00	0.00%
Schl of Public Health	Public Health Institute Field Trip Fee 2 (restructured)	Travel/Lodging/Transport	PerCredit	\$50.00	\$50.00	0.00%
Schl of Public Health	Public Health Institute Field Trip Fee 3 (restructured)	Travel/Lodging/Transport	PerCredit	\$80.00	\$80.00	0.00%
Schl of Public Health	Public Health Institute Field Trip Fee 4 (restructured)	Travel/Lodging/Transport	PerCredit	\$100.00	\$100.00	0.00%

University of Minnesota 2015-2016 Tuition Plan: Miscellaneous Fees

Campus/College	Fee Name	Terms	Credit range	2015 Amount	2016 Amount	Percent Change
<b>Crookston</b>						
Crookston	Application Fee - UMC	Fall/spring/summer	0.05 - 999.99	\$30.00	\$30.00	0.00%
Crookston	Application Fee - UMC Study Abroad	Fall/spring/summer	0.05 - 999.99	\$50.00	\$50.00	0.00%
Crookston	Confirmation/Orientation Fee - New Students -	Fall/spring	6.0 - 999.99	\$75.00	\$100.00	33.33%
Crookston	Credit by Exam (per credit)	Fall/spring/summer	0.05 - 999.99	\$50.00	\$50.00	0.00%
Crookston	Installment Fee	Fall/spring/summer	0.05 - 999.99	\$35.00	\$20.00	-42.86%
Crookston	Late Payment	Fall/spring/summer	0.05 - 999.99	\$30.00	\$40.00	33.33%
Crookston	NSF Check	Fall/spring/summer	0.05 - 999.99	\$20.00	\$20.00	0.00%
Crookston	Late Registration - Week 1	Fall/spring	0.05 - 999.99	\$50.00	\$50.00	0.00%
Crookston	Late Registration - Week 2	Fall/spring	0.05 - 999.99	\$50.00	\$50.00	0.00%
Crookston	Late Registration - Week3	Fall/spring	0.05 - 999.99	\$100.00	\$100.00	0.00%
Crookston	Transcript Request	Fall/spring/summer	0.05 - 999.99	\$15.00	\$15.00	0.00%
Crookston	Transcript Request - Priority Internation	Fall/spring/summer	0.05 - 999.99	\$40.00	\$40.00	0.00%
Crookston	Transcript Request - Priority National	Fall/spring/summer	0.05 - 999.99	\$30.00	\$30.00	0.00%
Crookston	U Card Replacement Fee	Fall/spring/summer	0.05 - 999.99	\$25.00	\$25.00	0.00%
Crookston	Lost/Damaged Equipment (range)	Fall/spring/summer	0.05 - 999.99	\$10.00 - \$50.00	\$10.00 - \$50.00	0.00%
Crookston	Technology Access - Late Return	Fall/spring/summer	0.05 - 999.99	\$50.00	\$50.00	0.00%
Crookston	Technology Access - Weekly Rental	Fall/spring/summer	0.05 - 999.99	\$31.25	\$31.25	0.00%
Crookston	Technology Access - Daily Rental	Fall/spring/summer	0.05 - 999.99	\$10.00	\$10.00	0.00%
Crookston	Technology Access - Insurance Deduction	Fall/spring/summer	0.05 - 999.99	\$500.00	\$500.00	0.00%
Crookston	International Student Fee - UMC	Fall/spring	0.05 - 999.99	\$100.00	\$125.00	25.00%
<b>Duluth</b>						
Duluth	Application Fee - UMD Undergrad Domestic	Fall/spring/summer	0.05 - 999.99	\$35.00	\$40.00	14.29%
Duluth	Application Fee - UMD Undergrad International	Fall/spring/summer	0.05 - 999.99	\$50.00	\$50.00	0.00%
Duluth	Application for Non-Degree and Certificate	Fall/spring/summer	0.05 - 999.99	\$35.00	\$35.00	0.00%
Duluth	Application - Education Administration Licensure Program	Fall/spring/summer	0.05 - 999.99	\$31.00	\$31.00	0.00%
Duluth	Confirmation/Orientation Fee - New Students - UMD	Fall/spring	0.05 - 999.99	\$80.00	\$80.00	0.00%
Duluth	Credit by Exam (per credit)	Fall/spring/summer	1.0 - 999.99	\$50.00	\$50.00	0.00%
Duluth	Installment Fee	Fall/spring/summer	0.05 - 999.99	\$35.00	\$20.00	-42.86%
Duluth	Late Payment	Fall/spring/summer	0.05 - 999.99	\$30.00	\$40.00	33.33%
Duluth	NSF Check	Fall/spring/summer	0.05 - 999.99	\$20.00	\$20.00	0.00%
Duluth	Stop Payment	Fall/spring/summer	0.05 - 999.99	\$10.00	\$10.00	0.00%
Duluth	Late Registration - Week 1	Fall/spring	0.05 - 999.99	\$50.00	\$50.00	0.00%
Duluth	Late Registration - Week 2	Fall/spring	0.05 - 999.99	\$50.00	\$50.00	0.00%
Duluth	Late Registration - Week3	Fall/spring	0.05 - 999.99	\$100.00	\$100.00	0.00%
Duluth	Transcript Request	Fall/spring/summer	0.05 - 999.99	\$15.00	\$15.00	0.00%
Duluth	Transcript Request - Priority International	Fall/spring/summer	0.05 - 999.99	\$40.00	\$40.00	0.00%
Duluth	Transcript Request - Priority National	Fall/spring/summer	0.05 - 999.99	\$30.00	\$30.00	0.00%
Duluth	U Card Replacement Fee	Fall/spring/summer	0.05 - 999.99	\$25.00	\$25.00	0.00%
Duluth	CEHSP Post Baccalaureate Evaluation	Fall/spring/summer	0.05 - 999.99	\$31.00	\$31.00	0.00%
Duluth	Student Teaching Outside Area	Fall/spring/summer	0.05 - 2.99	\$103.00	\$103.00	0.00%
Duluth	Student Teaching Outside Area	Fall/spring/summer	3.0 - 5.99	\$206.00	\$206.00	0.00%
Duluth	Student Teaching Outside Area	Fall/spring/summer	6.0 - 11.99	\$309.00	\$309.00	0.00%
Duluth	Student Teaching Outside Area	Fall/spring/summer	12.0 - 999.99	\$618.00	\$618.00	0.00%
Duluth	Social Work Field Placement - Outside Duluth Area	Fall/spring/summer	0.05 - 999.99	\$0.00	\$480.00	new
Duluth	Alcohol Education Class	Fall/spring	0.05 - 999.99	\$40.00	\$40.00	0.00%
Duluth	BASICS - Alcohol Screening & Intervention	Fall/spring	0.05 - 999.99	\$40.00	\$40.00	0.00%
Duluth	Chemical Screening	Fall/spring/summer	0.05 - 999.99	\$100.00	\$100.00	0.00%
Duluth	Smoke Free Module FEE	Fall/spring/summer	0.05 - 999.99	\$25.00	\$25.00	0.00%
Duluth	International Student Fee	Fall/Spring	0.05 - 999.99	\$150.00	\$150.00	0.00%
Duluth	International Student Fee	Summer	0.05 - 999.99	\$75.00	\$75.00	0.00%
Duluth	International Undergraduate Fee	Fall/spring	0.05 - 5.99	\$62.50	\$125.00	100.00%
Duluth	International Undergraduate Fee	Fall/spring	6.00 - 999.99	\$125.00	\$250.00	100.00%
Duluth	International Undergraduate Fee	Summer	0.05 - 2.99	\$31.25	\$62.50	100.00%
Duluth	International Undergraduate Fee	Summer	3.00 - 5.99	\$62.50	\$125.00	100.00%
Duluth	International Undergraduate Fee	Summer	6.00 - 999.99	\$125.00	\$250.00	100.00%
<b>Morris</b>						
Morris	Application Fee - UMM Electronic	Fall/spring/summer	0.05 - 999.99	\$25.00	\$25.00	0.00%
Morris	Application Fee - UMM Global Student Teaching	Fall/spring/summer	0.05 - 999.99	\$300.00	\$300.00	0.00%
Morris	Application Fee - UMM Paper	Fall/spring/summer	0.05 - 999.99	\$35.00	\$35.00	0.00%
Morris	Confirmation/Orientation Fee - Freshmen - UMM	Fall/spring/summer	0.05 - 999.99	\$150.00	\$150.00	0.00%

University of Minnesota 2015-2016 Tuition Plan: Miscellaneous Fees

Campus/College	Fee Name	Terms	Credit range	2015 Amount	2016 Amount	Percent Change
Morris	Confirmation/Orientation Fee - Transfers - UMM	Fall/spring/summer	0.05 - 999.99	\$150.00	\$150.00	0.00%
Morris	Credit by Exam (per credit)	Fall/spring/summer	0.05 - 999.99	\$50.00	\$50.00	0.00%
Morris	Installment Fee	Fall/spring/summer	0.05 - 999.99	\$35.00	\$20.00	-42.86%
Morris	Late Payment	Fall/spring/summer	0.05 - 999.99	\$30.00	\$40.00	33.33%
Morris	NSF Check	Fall/spring/summer	0.05 - 999.99	\$20.00	\$20.00	0.00%
Morris	Late Registration - Week 1	Fall/spring	0.05 - 999.99	\$50.00	\$50.00	0.00%
Morris	Late Registration - Week 2	Fall/spring	0.05 - 999.99	\$50.00	\$50.00	0.00%
Morris	Late Registration - Week 3	Fall/spring	0.05 - 999.99	\$100.00	\$100.00	0.00%
Morris	Transcript Request	Fall/spring/summer	0.05 - 999.99	\$15.00	\$15.00	0.00%
Morris	Transcript Request - Priority Internation	Fall/spring/summer	0.05 - 999.99	\$40.00	\$40.00	0.00%
Morris	Transcript Request - Priority National	Fall/spring/summer	0.05 - 999.99	\$30.00	\$30.00	0.00%
Morris	U Card Replacement Fee	Fall/spring/summer	0.05 - 999.99	\$25.00	\$25.00	0.00%
Morris	MN Education Job Fair On-Site Registration	Fall/spring/summer	0.05 - 999.99	\$30.00	\$30.00	0.00%
Morris	MN Education Job Fair Pre-Registration	Fall/spring/summer	0.05 - 999.99	\$20.00	\$20.00	0.00%
Morris	Rental of Musical Instrument	Fall/spring/summer	0.05 - 999.99	\$25.00	\$25.00	0.00%
Morris	Rental of Space/Purchase of Storage Container	Fall/spring/summer	0.05 - 999.99	\$20.00	\$20.00	0.00%
Morris	Chemistry Lab Equipment Breakage Fee (range)	Fall/spring/summer	0.05 - 999.99	\$5.00 - \$150.00	\$5.00 - \$150.00	0.00%
Morris	Lost Key/ Recore Fee	Fall/spring/summer	0.05 - 999.99	\$50.00	\$50.00	0.00%
Morris	Concert Choir Tour - UMM	Fall/spring/summer	0.05 - 999.99	\$117.00	\$117.00	0.00%
Morris	Additional Licensure/Endorsement Placement Fee	Fall/spring/summer	0.05 - 999.99	\$200.00	\$200.00	0.00%
Morris	Student Teaching Fee	Fall/spring/summer	0.05 - 999.99	\$400.00	\$400.00	0.00%
Morris	Certification Fee - Fax	Fall/spring/summer	0.05 - 999.99	\$10.00	\$10.00	0.00%
Morris	GST/ELTAP 1-Week Program Fee	Fall/spring/summer	0.05 - 999.99	\$150.00	\$150.00	0.00%
Morris	GST/ELTAP 2-Week Program Fee	Fall/spring/summer	0.05 - 999.99	\$300.00	\$300.00	0.00%
Morris	GST/ELTAP 3-Week Program Fee	Fall/spring/summer	0.05 - 999.99	\$450.00	\$450.00	0.00%
Morris	GST/ELTAP 4-Week Program Fee	Fall/spring/summer	0.05 - 999.99	\$600.00	\$600.00	0.00%
Morris	GST/ELTAP 5-Week Program Fee	Fall/spring/summer	0.05 - 999.99	\$750.00	\$750.00	0.00%
Morris	GST/ELTAP 6-Week Program Fee	Fall/spring/summer	0.05 - 999.99	\$900.00	\$900.00	0.00%
Morris	GST Additional Placement	Fall/spring/summer	0.05 - 999.99	\$125.00	\$125.00	0.00%
Morris	International Student Fee - UMM	Fall/spring/summer	0.05 - 999.99	\$150.00	\$150.00	0.00%
Morris	National Student Exchange Program - UMM	Fall/spring/summer	0.05 - 999.99	\$230.00	\$230.00	0.00%
Morris	Nonaffiliated Study Abroad Program Fee	Fall/spring/summer	0.05 - 999.99	\$200.00	\$200.00	0.00%
Morris	International Undergraduate Fee	Fall/spring	0.05 - 5.99	\$62.50	\$125.00	100.00%
Morris	International Undergraduate Fee	Fall/spring	6.00 - 999.99	\$125.00	\$250.00	100.00%
Morris	International Undergraduate Fee	Summer	0.05 - 2.99	\$31.25	\$62.50	100.00%
Morris	International Undergraduate Fee	Summer	3.00 - 5.99	\$62.50	\$125.00	100.00%
Morris	International Undergraduate Fee	Summer	6.00 - 999.99	\$125.00	\$250.00	100.00%

**Rochester**

Rochester	Application Fee Online UMR	Fall/spring/summer	0.05 - 999.99	\$30.00	\$30.00	0.00%
Rochester	Application Fee Paper UMR	Fall/spring/summer	0.05 - 999.99	\$35.00	\$35.00	0.00%
Rochester	Confirmation/Housing Deposit Fee - All Students - UMR	Fall/spring/summer	0.05 - 999.99	\$100.00	\$100.00	0.00%
Rochester	Confirmation/Tuition Deposit Fee - New Students - UMR	Fall/spring/summer	0.05 - 999.99	\$200.00	\$200.00	0.00%
Rochester	Credit by Exam Fee UMR (per credit)	Fall/spring/summer	0.05 - 999.99	\$50.00	\$50.00	0.00%
Rochester	Spanish Placement Exam Fee	Fall/spring/summer	0.05 - 999.99	\$10.00	\$18.00	0.00%
Rochester	Transcript Request	Fall/spring/summer	0.05 - 999.99	\$15.00	\$15.00	0.00%
Rochester	Transcript Request - Priority International	Fall/spring/summer	0.05 - 999.99	\$40.00	\$40.00	0.00%
Rochester	Transcript Request - Priority National	Fall/spring/summer	0.05 - 999.99	\$30.00	\$30.00	0.00%
Rochester	U Card Replacement Fee UMR	Fall/spring/summer	0.05 - 999.99	\$25.00	\$25.00	0.00%
Rochester	UMR Laptop Non-return (range)	Fall/spring/summer	0.05 - 999.99	\$50.00 - \$2,000.00	\$50.00 - \$2,000.00	0.00%
Rochester	Lab Drawer Supplies/Key Replacement (range)	Fall/spring/summer	0.05 - 999.99	\$5.00 - \$200.00	\$5.00 - \$200.00	0.00%
Rochester	Loss/Damage - UMR Student Housing (range)	Fall/spring/summer	0.05 - 999.99	\$5.00 - \$1,000.00	\$5.00 - \$1,000.00	0.00%
Rochester	Semester Bus Pass - UMR (range)	Fall/spring/summer	0.05 - 999.99	\$60.00 - \$100.00	\$60.00 - \$100.00	0.00%
Rochester	Capstone Program Background Check (range)	Fall/spring/summer	0.05 - 999.99	\$25.00 - \$60.00	\$25.00 - \$60.00	0.00%
Rochester	National Student Exchange Program - UMR	Fall/spring/summer	0.05 - 999.99	\$200.00	\$200.00	0.00%
Rochester	Lab Tech for Med Lab Sci Capstone Track at MSHS	Fall/spring/summer	0.05 - 999.99	\$0.00	\$300.00	new
Rochester	BSHP Respiratory Care Program Track	Fall/spring/summer	0.05 - 999.99	\$0.00	\$750.00	new
Rochester	BSHP Echocardiography Program Track	Fall/spring/summer	0.05 - 999.99	\$0.00	\$687.00	new
Rochester	BSHP Sonography Program Track	Fall/spring/summer	0.05 - 999.99	\$0.00	\$588.00	new
Rochester	BSHP Radiography Program Track	Fall/spring/summer	0.05 - 999.99	\$0.00	\$696.00	new
Rochester	BSHS Cytotechnology Capstone	Fall/spring/summer	0.05 - 999.99	\$0.00	\$2,076.00	new
Rochester	BSHS Nuclear Medicine Capstone	Fall/spring/summer	0.05 - 999.99	\$0.00	\$2,572.00	new
Rochester	BSHS Medical Lab Science Capstone	Fall/spring/summer	0.05 - 999.99	\$0.00	\$1,873.50	new

University of Minnesota 2015-2016 Tuition Plan: Miscellaneous Fees

Campus/College	Fee Name	Terms	Credit range	2015 Amount	2016 Amount	Percent Change
<b>Twin Cities</b>						
Auxiliary Services	U Card Replacement Fee	Fall/spring/summer	0.05 - 999.99	\$25.00	\$25.00	0.00%
Auxiliary Services	UMTC Transportation and Safety Fee	Fall/spring/summer	0.05 - 999.99	\$20.00	\$24.00	20.00%
Carlson Schl of Mgmt	CSOM Application Fee - MBA - Domestic	Fall/spring	0.05 - 999.99	\$60.00	\$60.00	0.00%
Carlson Schl of Mgmt	CSOM Application Fee - MBA - International	Fall/spring	0.05 - 999.99	\$90.00	\$90.00	0.00%
Carlson Schl of Mgmt	IBUS Application Fee - IBUS Study Abroad	Fall/spring/summer	0.05 - 999.99	\$50.00	\$50.00	0.00%
Carlson Schl of Mgmt	IBUS Application Fee - IBUS Self-Designated	Fall/spring/summer	0.05 - 999.99	\$75.00	\$75.00	0.00%
Carlson Schl of Mgmt	CSOM Confirmation Fee - Exec MBA	Fall/spring/summer	0.05 - 999.99	\$750.00	\$750.00	0.00%
Carlson Schl of Mgmt	CSOM Deposit - Full Time MBA	Fall/spring/summer	0.05 - 999.99	\$500.00	\$500.00	0.00%
Carlson Schl of Mgmt	CSOM Deposit - HRIR	Fall/spring/summer	0.05 - 999.99	\$250.00	\$250.00	0.00%
Carlson Schl of Mgmt	CSOM Deposit - Part Time MBA	Fall/spring/summer	0.05 - 999.99	\$200.00	\$200.00	0.00%
Carlson Schl of Mgmt	CSOM Credit by Exam	Fall/spring/summer	0.05 - 999.99	\$50.00	\$50.00	0.00%
Carlson Schl of Mgmt	CSOM Lost Clicker	Fall/spring/summer	0.05 - 999.99	\$35.00	\$35.00	0.00%
Carlson Schl of Mgmt	LeaderShape Participation Fee	Fall/spring/summer	0.05 - 999.99	\$75.00	\$75.00	0.00%
Carlson Schl of Mgmt	Women in Business Membership Fee/Dues	Fall/spring/summer	0.05 - 999.99	\$35.00	\$35.00	0.00%
Carlson Schl of Mgmt	IBUS Cancellation Fee - Carlson Study Abroad Program	Fall/spring/summer	0.05 - 999.99	\$5,500.00	\$5,500.00	0.00%
Carlson Schl of Mgmt	IBUS Global Institute Inbound Exchange	Fall/spring/summer	0.05 - 999.99	\$3,000.00	\$3,000.00	0.00%
Carlson Schl of Mgmt	IBUS - Romania Residency	Summer	0.05 - 999.99	\$2,096.00	\$1,783.00	-14.93%
Carlson Schl of Mgmt	IBUS China Exec MBA - CHEMBA	Fall/spring/summer	0.05 - 999.99	\$11,450.00	\$10,971.00	-4.18%
Carlson Schl of Mgmt	IBUS Vienna Executive MBA (VEMBA)	Fall/spring/summer	0.05 - 999.99	\$8,537.00	\$8,537.00	0.00%
Col of Biological Sci	Placement Exam CBS (pre credit)	Fall/spring/summer	0.05 - 999.99	\$50.00	\$50.00	0.00%
Col of Biological Sci	Room & Board - Itasca (range)	Summer	0.05 - 999.99	\$245.50 - \$1,375.00	\$245.50 - \$1,375.00	0.00%
Col of Continuing Ed	Online & Distance Learning	Fall/spring/summer	2.0 - 999.99	\$90.00	\$90.00	-66.67%
Col of Continuing Ed	English Language Proficiency Testing	Fall/spring/summer	0.05 - 999.99	\$30.00	\$35.00	16.67%
Col of Design	Studio Usage - DESGN	Fall/spring/summer	0.05 - 999.99	\$15.00	\$15.00	0.00%
Col of Design	Key Deposit - DESGN	Fall/spring/summer	0.05 - 999.99	\$20.00	\$20.00	0.00%
Col of Design	Locker Rental - DESGN	Fall/spring/summer	0.05 - 999.99	\$15.00	\$15.00	0.00%
Col of Ed & Human Devel	Credit by Exam (per credit)	Fall/spring/summer	0.05 - 999.99	\$50.00	\$50.00	0.00%
Col of Ed & Human Devel	Confirmation Fee - Master of Education Initial Licensure	Fall/spring/summer	0.05 - 999.99	\$100.00	\$100.00	0.00%
Col of Ed & Human Devel	OLPD Admin Licensure - Initial	Fall/spring/summer	0.05 - 999.99	\$550.00	\$550.00	0.00%
Col of Ed & Human Devel	OLPD Admin Licensure - Additional	Fall/spring/summer	0.05 - 999.99	\$275.00	\$275.00	0.00%
Col of Ed & Human Devel	Initial Teacher Licensure Ed TPA	Fall/spring	0.05 - 999.99	\$270.00	\$270.00	0.00%
Col of Ed & Human Devel	Failure to Return Technology Equipment - CEHD (range)	Fall/spring/summer	0.05 - 999.99	\$5.00 - \$1,500.00	\$5.00 - \$1,500.00	0.00%
Col of Food, Ag & Nat Rsrc Sci	Dietetic Internship	Fall/spring	0.05 - 999.99	\$8,500.00	\$8,500.00	0.00%
Col of Liberal Arts	Credit by Exam (per credit)	Fall/spring/summer	0.05 - 999.99	\$50.00	\$50.00	0.00%
Col of Liberal Arts	Art - Studio Deposit - Majors	Fall/spring/summer	0.05 - 999.99	\$50.00	\$50.00	0.00%
Col of Liberal Arts	Art - Studio Deposit - MFA Studios	Fall/spring/summer	0.05 - 999.99	\$100.00	\$100.00	0.00%
Col of Liberal Arts	Art- Regis Center Locker Rental (range)	Fall/spring/summer	0.05 - 999.99	\$10.00 - \$50.00	\$10.00 - \$50.00	0.00%
Col of Liberal Arts	Art - Key Deposit	Fall/spring/summer	0.05 - 999.99	\$10.00	\$10.00	0.00%
Col of Liberal Arts	Art - Equipment Repair & Replacement (range)	Fall/spring/summer	0.05 - 999.99	\$10.00 - \$3,500.00	\$10.00 - \$3,500.00	0.00%
Col of Liberal Arts	Art - Late Equipment (range)	Fall/spring/summer	0.05 - 999.99	\$5.00 - \$25.00	\$5.00 - \$25.00	0.00%
Col of Liberal Arts	Marching Band - Instrument & Uniform	Fall/spring/summer	0.05 - 999.99	\$50.00	\$50.00	0.00%
Col of Liberal Arts	Marching Band - Spat Camp	Summer	0.05 - 999.99	\$80.00	\$80.00	0.00%
Col of Liberal Arts	Music - Locker Rental and Deposit (range)	Fall/spring	0.05 - 999.99	\$45.00 - \$120.00	\$45.00 - \$120.00	0.00%
Col of Liberal Arts	Music - Practice Rm Rental (range)	Fall/spring/summer	0.05 - 999.99	\$110.00 - \$250.00	\$25.00 - \$250.00	0.00%
Col of Liberal Arts	Music - Storage Wedge Rental	Fall/spring/summer	0.05 - 999.99	\$25.00	\$25.00	0.00%
Col of Liberal Arts	Music - Ferguson Hall Lobby Rental	Fall/spring/summer	0.05 - 999.99	\$35.00	\$35.00	0.00%
Col of Liberal Arts	Music - Ultan Recital Hall Rental	Fall/spring/summer	0.05 - 999.99	\$35.00	\$35.00	0.00%
Col of Liberal Arts	Music - Instrument Rental and Deposit (range)	Fall/spring/summer	0.05 - 999.99	\$9.00 - \$135.00	\$9.00 - \$135.00	0.00%
Col of Liberal Arts	Music - Late Return of Instrument	Fall/spring/summer	0.05 - 999.99	\$25.00	\$25.00	0.00%
Col of Liberal Arts	Music - Lost Ensemble Music (range)	Fall/spring/summer	0.05 - 999.99	\$25.00 - \$200.00	\$25.00 - \$200.00	0.00%
Col of Liberal Arts	Music - Lost Keycard (range)	Fall/spring/summer	0.05 - 999.99	\$20.00 - \$45.00	\$15.00 - \$20.00	-0.56%
Col of Liberal Arts	Music - Piano/Harpsichord Tuning	Fall/spring/summer	0.05 - 999.99	\$125.00	\$125.00	0.00%
Col of Liberal Arts	Music - Performance duplication (range)	Fall/spring/summer	0.05 - 999.99	\$10.00 - \$12.00	\$10.00 - \$12.00	0.00%
Col of Liberal Arts	Music - AV Staffing Fee (range)	Fall/spring/summer	0.05 - 999.99	\$35.00 - \$140.00	\$35.00 - \$140.00	0.00%
Col of Liberal Arts	Music - Supplemental Staffing Cancellation	Fall/spring/summer	0.05 - 999.99	\$100.00	\$100.00	0.00%

University of Minnesota 2015-2016 Tuition Plan: Miscellaneous Fees

Campus/College	Fee Name	Terms	Credit range	2015 Amount	2016 Amount	Percent Change
Col of Liberal Arts	Music - Choir Dresses Fee	Fall/spring/summer	0.05 - 999.99	\$60.00	\$60.00	0.00%
Col of Liberal Arts	Key Deposit - English	Fall/spring/summer	0.05 - 999.99	\$40.00	\$40.00	0.00%
Col of Liberal Arts	ACTFL Exam (range)	Fall/spring/summer	0.05 - 999.99	\$30.00 - \$200.00	\$30.00 - \$200.00	33.33%
Col of Liberal Arts	Individual Language Assessment (ILA)/ LPE Fee	Fall/spring/summer	0.05 - 999.99	\$30.00	\$30.00	0.00%
Col of Liberal Arts	Language Proficiency Exam - Screening	Fall/spring/summer	0.1 - 999.0	\$25.00	\$25.00	0.00%
Col of Liberal Arts	Skills Inventory Testing (range)	Fall/spring/summer	0.05 - 999.99	\$10.00 - \$15.00	\$10.00 - \$15.00	0.00%
Col of Liberal Arts	CLA - OIT Late Equipment (range)	Fall/spring/summer	0.05 - 999.99	\$5.00 - \$25.00	\$5.00 - \$25.00	0.00%
Col of Liberal Arts	Recommendation Packet Service Fee - HECUA	Fall/spring/summer	0.05 - 999.99	\$5.00	\$5.00	0.00%
Col of Liberal Arts	HECUA - Administrative Fee	Fall/spring/summer	0.05 - 999.99	\$225.00	\$225.00	0.00%
Col of Liberal Arts	National Student Exchange Orientation	Fall/spring/summer	0.05 - 999.99	\$50.00	\$50.00	0.00%
Col of Liberal Arts	National Student Exchange Program	Fall/spring/summer	0.05 - 999.99	\$225.00	\$225.00	0.00%
Col of Pharmacy	PharmD Application	Fall/spring/summer	0.05 - 999.99	\$75.00	\$75.00	0.00%
Col of Pharmacy	Confirmation Deposit Fee	Fall/spring/summer	0.05 - 999.99	\$500.00	\$500.00	0.00%
Col of Sci & Engineering	Confirmation Deposit - MOT	Fall/spring/summer	0.05 - 999.99	\$2,000.00	\$2,000.00	0.00%
Col of Sci & Engineering	Credit by Exam (per credit)	Fall/spring/summer	0.05 - 999.99	\$50.00	\$50.00	0.00%
Col of Sci & Engineering	CEGE Deposit - Clicker	Fall/spring/summer	0.05 - 999.99	\$20.00	\$20.00	0.00%
Col of Sci & Engineering	CEGE Locker Fee	Fall/spring/summer	0.05 - 999.99	\$20.00	\$20.00	0.00%
Col of Sci & Engineering	CEGE Lab Key Deposit	Fall/spring/summer	0.05 - 999.99	\$10.00	\$10.00	0.00%
Col of Sci & Engineering	CEGE Office Key Deposit	Fall/spring/summer	0.05 - 999.99	\$20.00	\$20.00	0.00%
Col of Sci & Engineering	Key Deposit - Chemical Engineering & Materials Science	Fall/spring/summer	0.05 - 999.99	\$20.00	\$20.00	0.00%
Col of Sci & Engineering	Key Deposit - CS&E	Fall/spring/summer	0.05 - 999.99	\$20.00	\$20.00	0.00%
Col of Sci & Engineering	Key Deposit - Mech Eng	Fall/spring/summer	0.05 - 999.99	\$15.00	\$15.00	0.00%
Col of Sci & Engineering	Background Check-MSST	Fall/spring/summer	0.05 - 999.99	\$50.00	\$50.00	0.00%
Col of Sci & Engineering	Late Capstone - MOT	Fall/spring/summer	0.05 - 999.99	\$500.00	\$500.00	0.00%
Col of Sci & Engineering	Program Fee - MOT (per credit)	Fall/spring	0.05 - 999.99	\$122.00	\$122.00	0.00%
Col of Sci & Engineering	Program Fee - MOT Year 1 & Year 2	Fall/spring	0.05 - 999.99	\$1,100.00	\$1,149.00	4.45%
Col of Sci & Engineering	MSSE Program Fee 2nd year	Fall/spring	0.05 - 999.99	\$1,450.00	\$1,450.00	0.00%
Col of Sci & Engineering	MSSE Program Fee 1st year	Fall/spring	0.05 - 999.99	\$1,450.00	\$1,700.00	17.24%
Col of Veterinary Med	Application Fee - DVM Program	Fall/spring/summer	0.05 - 999.99	\$85.00	\$85.00	0.00%
Col of Veterinary Med	Confirmation Fee - DVM Program	Fall/spring/summer	0.05 - 999.99	\$500.00	\$500.00	0.00%
Senior VP & Provost	Application Fee - TC Undergrad	Fall/spring	0.05 - 999.99	\$55.00	\$55.00	0.00%
Senior VP & Provost	Confirmation/Orientation Fee - TC Freshman	Fall/spring	0.05 - 999.99	\$250.00	\$250.00	0.00%
Senior VP & Provost	Confirmation/Orientation Fee - TC Transfer	Fall/spring	0.05 - 999.99	\$80.00	\$80.00	0.00%
Senior VP & Provost	Installment/Rebilling Fee	Fall/spring	0.05 - 999.99	\$35.00	\$20.00	-42.86%
Senior VP & Provost	Late Payment Fee	Fall/spring/summer	0.05 - 999.99	\$30.00	\$40.00	33.33%
Senior VP & Provost	Returned Payment Fee (NSF)	Fall/spring/summer	0.05 - 999.99	\$20.00	\$20.00	0.00%
Senior VP & Provost	Stop Payment Fee	Fall/spring/summer	0.05 - 999.99	\$10.00	\$10.00	0.00%
Senior VP & Provost	Late Registration - Week 1	Fall/spring	0.05 - 999.99	\$50.00	\$50.00	0.00%
Senior VP & Provost	Late Registration - Week 2	Fall/spring	0.05 - 999.99	\$50.00	\$50.00	0.00%
Senior VP & Provost	Late Registration - Week 3	Fall/spring	0.05 - 999.99	\$100.00	\$100.00	0.00%
Senior VP & Provost	Transcript Request - TC	Fall/spring/summer	0.05 - 999.99	\$15.00	\$15.00	0.00%
Senior VP & Provost	Transcript Request - TC Priority Intl	Fall/spring/summer	0.05 - 999.99	\$40.00	\$40.00	0.00%
Senior VP & Provost	Transcript Request - TC Priority Natl	Fall/spring/summer	0.05 - 999.99	\$30.00	\$30.00	0.00%
Senior VP & Provost	International Undergraduate Fee	Fall/spring	0.05 - 5.99	\$62.50	\$125.00	100.00%
Senior VP & Provost	International Undergraduate Fee	Fall/spring	6.00 - 999.99	\$125.00	\$250.00	100.00%
Senior VP & Provost	International Undergraduate Fee	Summer	0.05 - 2.99	\$31.25	\$62.50	100.00%
Senior VP & Provost	International Undergraduate Fee	Summer	3.00 - 5.99	\$62.50	\$125.00	100.00%
Senior VP & Provost	International Undergraduate Fee	Summer	6.00 - 999.99	\$125.00	\$250.00	100.00%
Global Prog & Strategy All	MN Semester Study Abroad Confirmation Deposit	Fall/spring/summer	0.05 - 999.99	\$500.00	\$500.00	0.00%
Global Prog & Strategy All	MN Semester Study Abroad	Fall/spring	0.05 - 999.99	\$12,148.09	\$10,260.00	-15.54%
Global Prog & Strategy All	International Sponsored Student Fee	Fall/spring	0.05 - 999.99	\$300.00	\$300.00	0.00%
Global Prog & Strategy All	International Sponsored Student Fee	Summer	0.05 - 999.99	\$150.00	\$150.00	0.00%
Global Prog & Strategy All	International Student Administration	Fall/spring	0.05 - 999.99	\$145.00	\$145.00	0.00%
Global Prog & Strategy All	International Student Administration	Summer	0.05 - 999.99	\$70.00	\$70.00	0.00%
Global Prog & Strategy All	International Student Aid	Fall/spring	0.05 - 999.99	\$14.00	\$14.00	0.00%
Global Prog & Strategy All	International Student Aid	Summer	0.05 - 999.99	\$8.00	\$8.00	0.00%
Global Prog & Strategy All	Beginning Chinese I (non-credit)	Fall/spring/summer	n/a	\$200.00	\$200.00	0.00%

University of Minnesota 2015-2016 Tuition Plan: Miscellaneous Fees

Campus/College	Fee Name	Terms	Credit range	2015 Amount	2016 Amount	Percent Change
Graduate School	Application Fee - GRAD - Re-Admission/Change of Status	Fall/spring/summer	0.05 - 999.99	\$75.00	\$75.00	0.00%
Graduate School	Application Fee - GRAD (domestic)	Fall/spring/summer	0.05 - 999.99	\$75.00	\$75.00	0.00%
Graduate School	Application Fee - GRAD (International)	Fall/spring/summer	0.05 - 999.99	\$95.00	\$95.00	0.00%
Health Sciences	Application Processing Fee - Occ Therapy/Clinical Lab Sci	Fall/spring/summer	0.05 - 999.99	\$30.00	\$42.00	40.00%
Health Sciences	Admission Confirmation Fee - Occupational Therapy Program	Fall/spring/summer	0.05 - 999.99	\$250.00	\$250.00	0.00%
Health Sciences	CSH Hawaii Deposit (range)	Fall/spring	0.05 - 999.99	\$100.00 - \$600.00	\$100.00 - \$600.00	0.00%
Health Sciences	The Medical Laboratory Sciences Equipment Loss/Damage Fee (range)	Fall/spring/summer	0.05 - 999.99	\$50.00 - \$1,000.00	\$50.00 - \$1,000.00	0.00%
Humphrey Schl of Public Affr	International Fellow Orientation/First Year	Fall/spring/summer	0.05 - 999.99	\$1,000.00	\$1,000.00	0.00%
Law School	Application - LAW	Fall/spring/summer	0.05 - 999.99	\$75.00	\$75.00	0.00%
Law School	Application - LLM - Law School	Fall/spring/summer	0.05 - 999.99	\$70.00	\$70.00	0.00%
Law School	Confirmation - LAW	Fall/spring/summer	0.05 - 999.99	\$750.00	\$750.00	0.00%
Law School	Confirmation - LLM	Fall/spring/summer	0.05 - 999.99	\$500.00	\$500.00	0.00%
Law School	Transcript - Law	Fall/spring/summer	0.05 - 999.99	\$12.00	\$12.00	0.00%
Law School	Locker Rental - Law	Fall/spring/summer	0.05 - 999.99	\$10.00	\$10.00	0.00%
Law School	Humphrey Fellow - LLM	Fall/spring/summer	0.05 - 999.99	\$4,500.00	\$4,500.00	0.00%
Medical School	Application Fee - MED (Duluth)	Fall/spring/summer	0.05 - 999.99	\$75.00	\$75.00	0.00%
Medical School	Application Fee - MED (Twin Cities)	Fall/spring/summer	0.05 - 999.99	\$75.00	\$75.00	0.00%
Medical School	Confirmation Fee - MED - Duluth	Fall/spring/summer	0.05 - 999.99	\$100.00	\$100.00	0.00%
Medical School	Confirmation Fee - MED - TC	Fall/spring/summer	0.05 - 999.99	\$100.00	\$100.00	0.00%
Medical School	Confirmation Fee - MED - Mortuary Science	Fall/spring/summer	0.05 - 999.99	\$100.00	\$100.00	0.00%
Schl of Dentistry	Application - DENT - DDS	Fall/spring/summer	0.05 - 999.99	\$85.00	\$85.00	0.00%
Schl of Dentistry	Application - DENT - Dental Therapy	Fall/spring/summer	0.05 - 999.99	\$75.00	\$75.00	0.00%
Schl of Dentistry	Application - DENT - Endodontics	Fall/spring/summer	0.05 - 999.99	\$58.00	\$58.00	0.00%
Schl of Dentistry	Application - DENT - Orthodontics (Domestic)	Fall/spring/summer	0.05 - 999.99	\$100.00	\$100.00	0.00%
Schl of Dentistry	Application - DENT - Orthodontics (International)	Fall/spring/summer	0.05 - 999.99	\$125.00	\$125.00	0.00%
Schl of Dentistry	Application - DENT - PASS	Fall/spring/summer	0.05 - 999.99	\$145.00	\$145.00	0.00%
Schl of Dentistry	Application - DENT - Periodontology (Domestic)	Fall/spring/summer	0.05 - 999.99	\$60.00	\$60.00	0.00%
Schl of Dentistry	Application - DENT - Periodontology (International)	Fall/spring/summer	0.05 - 999.99	\$65.00	\$65.00	0.00%
Schl of Dentistry	Application - DENT - Prosthodontics	Fall/spring/summer	0.05 - 999.99	\$63.00	\$63.00	0.00%
Schl of Dentistry	Confirmation Fee - DENT - DDS	Fall/spring/summer	0.05 - 999.99	\$1,000.00	\$1,500.00	50.00%
Schl of Dentistry	Confirmation Fee - DENT - Dental Hygiene	Fall/spring/summer	0.05 - 999.99	\$150.00	\$150.00	0.00%
Schl of Dentistry	Confirmation Fee - DENT - Dental Therapy	Fall/spring/summer	0.05 - 999.99	\$1,000.00	\$1,000.00	0.00%
Schl of Dentistry	Confirmation Fee - DENT - Endontic	Fall/spring/summer	0.05 - 999.99	\$1,000.00	\$2,000.00	100.00%
Schl of Dentistry	Confirmation Fee - DENT - PASS	Fall/spring/summer	0.05 - 999.99	\$35,115.00	\$38,444.00	9.48%
Schl of Dentistry	Transfer Evaluation - DENT - DDS	Fall/spring/summer	0.05 - 999.99	\$1,000.00	\$1,000.00	0.00%
Schl of Dentistry	Summer Instrument Usage/Materials - Undergrad DT, Dental Therapy- YR1 & YR2	Summer	0.05 - 999.99	\$1,006.00	\$1,016.00	0.99%
Schl of Dentistry	Instrument Usage/Material - Dental Hygiene	Fall/spring	0.05 - 999.99	\$816.00	\$824.00	0.98%
Schl of Dentistry	Instrument Usage/Material - Dental Hygiene	Summer	0.05 - 999.99	\$490.00	\$495.00	1.02%
Schl of Dentistry	Instrument Usage/Material - Dental Therapy - Grad	Fall/spring	0.05 - 999.99	\$2,024.00	\$2,044.00	0.99%
Schl of Dentistry	Instrument Usage/Material - Dental Therapy - Grad	Summer	0.05 - 999.99	\$1,006.00	\$1,016.00	0.99%
Schl of Dentistry	Instrument Usage/Materials - DDS1,2,3,4,5,PASS 3,4, DT undergrad YR 2 & YR 3	Fall/spring	0.05 - 999.99	\$2,024.00	\$2,044.00	0.99%
Schl of Dentistry	Instrument Usage/Materials - Endo(Grad & Certificate)	Fall/spring/summer	0.05 - 999.99	\$1,345.00	\$1,358.00	0.97%
Schl of Dentistry	Instrument Usage/Materials - Peds(Grad & Certificate)	Fall/spring/summer	0.05 - 999.99	\$813.00	\$821.00	0.98%
Schl of Dentistry	Instrument Usage/Materials - Perio(Grad & Certificate)	Fall/spring/summer	0.05 - 999.99	\$602.00	\$608.00	1.00%
Schl of Dentistry	Instrument Usage/Materials - Prosth(Grad & Certificate)	Fall/spring/summer	0.05 - 999.99	\$973.00	\$983.00	1.03%
Schl of Dentistry	Instrument Usage/Materials - TMJ(Grad & Certificate)	Fall/spring/summer	0.05 - 999.99	\$497.00	\$502.00	1.01%
Schl of Dentistry	Interactive Audio Tools	Fall/spring	0.05 - 999.99	\$32.00	\$32.00	0.00%
Schl of Dentistry	Overgarments - Oral Surgery (Grad and Certificate)	Fall/spring/summer	0.05 - 999.99	\$68.00	\$68.00	0.00%
Schl of Dentistry	Overgarments - Ortho (Grad and Certificate)	Fall/spring/summer	0.05 - 999.99	\$102.00	\$102.00	0.00%
Schl of Dentistry	Summer Instrument Usage/Materials - DDS,2,3,4,5,	Summer	0.05 - 999.99	\$1,006.00	\$1,016.00	0.99%
Schl of Dentistry	Canadian & MN Boards-DENT (DDS 4)	Fall/spring/summer	0.05 - 999.99	\$225.00	\$225.00	0.00%
Schl of Dentistry	Residency Tranfer Fee-Dental Res (range)	Fall/spring/summer	0.05 - 999.99	\$2,800 - \$13,000	\$2,800 - \$13,000	0.00%



University of Minnesota 2015-2016 Tuition Plan: Miscellaneous Fees

Campus/College	Fee Name	Terms	Credit range	2015 Amount	2016 Amount	Percent Change
Schl of Nursing	Confirmation - NURSG - MN, PhD, DNP	Fall/spring/summer	0.05 - 999.99	\$500.00	\$500.00	0.00%
Schl of Nursing	Confirmation - NURSG - Baccalaureate	Fall/spring/summer	0.05 - 999.99	\$500.00	\$500.00	0.00%
Schl of Nursing	Nursing BSN Testing NCLEX-RN and module training	Fall/spring	0.05 - 999.99	\$75.00	\$75.00	0.00%
Schl of Nursing	Nursing MN Testing NCLEX-RN and module training	Fall/spring/summer	0.05 - 999.99	\$60.00	\$60.00	0.00%
Schl of Nursing	Lab, Simulation & Clinic	Fall/spring/summer	0.05 - 999.99	\$700.00	\$700.00	0.00%
Schl of Nursing	Nurse Anesthesia Program	Fall/spring/summer	0.05 - 999.99	\$457.00	\$457.00	0.00%
Schl of Public Health	SPH Admission Deposit	Fall/spring/summer	0.05 - 999.99	\$250.00	\$250.00	0.00%
Schl of Public Health	ASU Program Fee	Fall/spring/summer	0.05 - 999.99	\$250.00	\$337.00	34.80%
Student Affairs	Career Assessments (range)	Fall/spring/summer	0.05 - 999.99	\$9.00 - \$39.00	\$9.00 - \$39.00	0.00%
Student Affairs	Dental Insurance - TC	Fall/spring	0.05 - 999.99	\$193.00	\$220.15	14.07%
Student Affairs	Dental Insurance - UMC	Fall/spring	0.05 - 999.99	\$193.00	\$220.15	14.07%
Student Affairs	Dental Insurance - UMD	Fall/spring	0.05 - 999.99	\$193.00	\$220.15	14.07%
Student Affairs	Dental Insurance - UMM	Fall/spring	0.05 - 999.99	\$193.00	\$220.15	14.07%
Student Affairs	Health Plan - TC	Fall/spring	6.0 - 999.99	\$1,049.00	\$999.00	-4.77%
Student Affairs	Health Plan - TC	Summer	3.0 - 999.99	\$575.00	\$547.00	-4.87%
Student Affairs	Health Plan - TC - AHC	Fall/spring	0.05 - 999.99	\$1,049.00	\$999.00	-4.77%
Student Affairs	Health Plan - TC - AHC	Summer	0.05 - 999.99	\$575.00	\$547.00	-4.87%
Student Affairs	Health Plan - TC - Dental Res/Fellow	Fall/spring	0.05 - 999.99	\$197.00	\$181.25	-7.99%
Student Affairs	Health Plan - TC - Dental Res/Fellow	Summer	0.05 - 999.99	\$78.80	\$72.50	-7.99%
Student Affairs	Health Plan - TC - GA	Fall/spring	0.05 - 999.99	\$108.30	\$109.74	1.33%
Student Affairs	Health Plan - TC - Group Extended Coverage	Fall/spring/summer	0.05 - 5.99	\$123.20	\$128.08	3.96%
Student Affairs	Health Plan - TC -International Students	Fall/spring	0.05 - 999.99	\$1,049.00	\$999.00	-4.77%
Student Affairs	Health Plan - TC -International Students	Summer	0.05 - 999.99	\$575.00	\$547.00	-4.87%
Student Affairs	Health Plan - UMC	Fall/spring	6.0 - 999.99	\$1,049.00	\$999.00	-4.77%
Student Affairs	Health Plan - UMC	Summer	3.0 - 999.99	\$575.00	\$547.00	-4.87%
Student Affairs	Health Plan - UMC - International Students	Fall/spring	0.05 - 999.99	\$1,049.00	\$999.00	-4.77%
Student Affairs	Health Plan - UMC - International Students	Summer	0.05 - 999.99	\$575.00	\$547.00	-4.87%
Student Affairs	Health Plan - UMD	Fall/spring	6.0 - 999.99	\$1,049.00	\$999.00	-4.77%
Student Affairs	Health Plan - UMD	Summer	3.0 - 999.99	\$575.00	\$547.00	-4.87%
Student Affairs	Health Plan - UMD - AHC	Fall/spring	0.05 - 999.99	\$1,049.00	\$999.00	-4.77%
Student Affairs	Health Plan - UMD - AHC	Summer	0.05 - 999.99	\$575.00	\$547.00	-4.87%
Student Affairs	Health Plan - UMD - Graduate Assistant	Fall/spring/summer	0.05 - 999.99	\$108.30	\$108.30	0.00%
Student Affairs	Health Plan - UMD - International Students	Fall/spring	0.05 - 999.99	\$1,049.00	\$999.00	-4.77%
Student Affairs	Health Plan - UMD - International Students	Summer	0.05 - 999.99	\$575.00	\$547.00	-4.87%
Student Affairs	Health Plan - UMM	Fall/spring	6.0 - 999.99	\$1,049.00	\$999.00	-4.77%
Student Affairs	Health Plan - UMM	Summer	3.0 - 999.99	\$575.00	\$547.00	-4.87%
Student Affairs	Health Plan - UMM - International Students	Fall/spring	0.05 - 999.99	\$1,049.00	\$999.00	-4.77%
Student Affairs	Health Plan - UMM - International Students	Summer	0.05 - 999.99	\$575.00	\$547.00	-4.87%
Student Affairs	Long-Term Disability - TC	Fall/spring	0.05 - 999.99	\$42.50	\$42.50	0.00%
Student Affairs	Long-Term Disability - TC	Summer	0.05 - 999.99	\$42.50	\$42.50	0.00%
Student Affairs	Long-Term Disability - TC -DENT	Fall/spring	0.05 - 999.99	\$50.00	\$51.05	2.10%
Student Affairs	Long-Term Disability - TC -DENT	Summer	0.05 - 999.99	\$20.00	\$20.42	2.10%
Student Affairs	Long-Term Disability - UMD - AHC	Fall/spring	0.05 - 999.99	\$42.50	\$42.50	0.00%

University of Minnesota 2015-2016 Tuition Plan: Academic Fees

Campus/College	Fee Name	Terms	Credit range	2015 Amount	2016 Amount	Percent Change
<b><u>Crookston</u></b>						
Crookston	Campus Fee - UMC - Technology Access	Fall/spring	0.05 - 999.99	\$250.00	\$250.00	0.00%
Crookston	Durable Goods - Computer/Notebook	Fall/spring	6.0 - 999.99	\$250.00	\$250.00	0.00%
<b><u>Duluth</u></b>						
Duluth	Collegiate Fee - UMD - CEHSP	Fall/spring	0.05 - 5.99	\$103.00	\$120.50	16.99%
Duluth	Collegiate Fee - UMD - CEHSP	Fall/spring	6.0 - 999.99	\$206.00	\$241.00	16.99%
Duluth	Collegiate Fee - UMD - CEHSP	Summer	0.05 - 2.99	\$51.50	\$60.25	16.99%
Duluth	Collegiate Fee - UMD - CEHSP	Summer	3.0 - 999.99	\$103.00	\$120.50	16.99%
Duluth	Collegiate Fee - UMD - CLA	Fall/spring	0.05 - 5.99	\$115.50	\$136.00	17.75%
Duluth	Collegiate Fee - UMD - CLA	Fall/spring	6.0 - 999.99	\$231.00	\$272.00	17.75%
Duluth	Collegiate Fee - UMD - CLA	Summer	0.05 - 2.99	\$57.75	\$68.00	17.75%
Duluth	Collegiate Fee - UMD - CLA	Summer	3.0 - 999.99	\$115.50	\$136.00	17.75%
Duluth	Collegiate Fee - UMD - LSBE	Fall/spring	0.05 - 5.99	\$90.50	\$108.00	19.34%
Duluth	Collegiate Fee - UMD - LSBE	Fall/spring	6.0 - 999.99	\$181.00	\$216.00	19.34%
Duluth	Collegiate Fee - UMD - LSBE	Summer	0.05 - 2.99	\$45.25	\$54.00	19.34%
Duluth	Collegiate Fee - UMD - LSBE	Summer	3.0 - 999.99	\$90.50	\$108.00	19.34%
Duluth	Collegiate Fee - UMD - SCSE	Fall/spring	0.05 - 5.99	\$115.50	\$133.00	15.15%
Duluth	Collegiate Fee - UMD - SCSE	Fall/spring	6.0 - 999.99	\$231.00	\$266.00	15.15%
Duluth	Collegiate Fee - UMD - SCSE	Summer	0.05 - 2.99	\$57.75	\$66.50	15.15%
Duluth	Collegiate Fee - UMD - SCSE	Summer	3.0 - 999.99	\$115.50	\$133.00	15.15%
Duluth	Collegiate Fee - UMD - SFA	Fall/spring	0.05 - 5.99	\$165.50	\$183.00	10.57%
Duluth	Collegiate Fee - UMD - SFA	Fall/spring	6.0 - 999.99	\$331.00	\$366.00	10.57%
Duluth	Collegiate Fee - UMD - SFA	Summer	0.05 - 2.99	\$82.75	\$91.50	10.57%
Duluth	Collegiate Fee - UMD - SFA	Summer	3.0 - 999.99	\$165.50	\$183.00	10.57%
Duluth	Collegiate Fee - UMD - UStu	Fall/spring	0.05 - 5.99	\$63.00	\$80.50	27.78%
Duluth	Collegiate Fee - UMD - UStu	Fall/spring	6.0 - 999.99	\$126.00	\$161.00	27.78%
Duluth	Collegiate Fee - UMD - UStu	Summer	0.05 - 2.99	\$31.50	\$40.25	27.78%
Duluth	Collegiate Fee - UMD - UStu	Summer	3.0 - 999.99	\$63.00	\$80.50	27.78%
<b><u>Morris</u></b>						
Morris	Campus Fee - UMM	Fall/spring	0.05 - 5.99	\$45.00	\$45.00	0.00%
Morris	Campus Fee - UMM	Fall/spring	6.0 - 999.99	\$90.00	\$90.00	0.00%
Morris	Campus Fee - UMM	Summer	0.05 - 999.99	\$45.00	\$45.00	0.00%
<b><u>Rochester</u></b>						
Rochester	Campus Fee - UMR	Fall/spring/summer	0.05 - 5.99	\$75.00	\$75.00	0.00%
Rochester	Campus Fee - UMR	Fall/spring/summer	6.0 - 999.99	\$150.00	\$150.00	0.00%
Rochester	Durable Goods - Laptop Program UMR	Fall/spring	0.05 - 5.99	\$75.00	\$75.00	0.00%
Rochester	Durable Goods - Laptop Program UMR	Fall/spring	6.0 - 999.99	\$350.00	\$350.00	0.00%
<b><u>Twin Cities</u></b>						
Carlson Schl of Mgmt	CSOM Collegiate Fee	Fall/spring	0.05 - 8.99	\$290.00	\$290.00	0.00%
Carlson Schl of Mgmt	CSOM Collegiate Fee	Fall/spring	9.0 - 999.99	\$580.00	\$580.00	0.00%
Carlson Schl of Mgmt	CSOM Collegiate Fee	Summer	0.05 - 5.99	\$145.00	\$145.00	0.00%
Carlson Schl of Mgmt	CSOM Collegiate Fee	Summer	6.0 - 999.99	\$290.00	\$290.00	0.00%
Col of Biological Sci	Collegiate Fee - CBS	Fall/spring	3.0 - 5.99	\$115.00	\$115.00	0.00%
Col of Biological Sci	Collegiate Fee - CBS	Fall/spring	6.0 - 999.99	\$230.00	\$230.00	0.00%
Col of Biological Sci	Collegiate Fee - CBS	Summer	3.0 - 999.99	\$115.00	\$115.00	0.00%
Col of Continuing Ed	Collegiate Fee - CCE	Fall/spring	0.05 - 5.99	\$55.00	\$55.00	0.00%
Col of Continuing Ed	Collegiate Fee - CCE	Fall/spring	6.0 - 999.99	\$110.00	\$110.00	0.00%
Col of Continuing Ed	Collegiate Fee - CCE	Summer	0.05 - 5.99	\$27.50	\$27.50	0.00%
Col of Continuing Ed	Collegiate Fee - CCE	Summer	6.0 - 999.99	\$55.00	\$55.00	0.00%
Col of Design	Collegiate Fee - DESGN	Fall/spring	0.05 - 5.99	\$175.00	\$175.00	0.00%
Col of Design	Collegiate Fee - DESGN	Fall/spring	6.0 - 999.99	\$350.00	\$350.00	0.00%
Col of Design	Collegiate Fee - DESGN	Summer	0.05 - 5.99	\$87.50	\$87.50	0.00%
Col of Design	Collegiate Fee - DESGN	Summer	6.0 - 999.99	\$175.00	\$175.00	0.00%

University of Minnesota 2015-2016 Tuition Plan: Academic Fees

Campus/College	Fee Name	Terms	Credit range	2015 Amount	2016 Amount	Percent Change
Col of Ed & Human Devel	Collegiate Fee - CEHD	Fall/spring/summer	1.0 - 5.99	\$80.00	\$95.00	18.75%
Col of Ed & Human Devel	Collegiate Fee - CEHD	Fall/spring/summer	6.0 - 999.99	\$160.00	\$190.00	18.75%
Col of Ed & Human Devel	Durable Goods - School Psychology - Best Practices	Fall/spring	0.05 - 999.99	\$220.00	\$284.00	29.09%
Col of Food, Ag & Nat Rsrc Sci	Collegiate Fee - CFANS	Fall/spring	0.05 - 5.99	\$55.00	\$55.00	0.00%
Col of Food, Ag & Nat Rsrc Sci	Collegiate Fee - CFANS	Fall/spring	6.0 - 999.99	\$110.00	\$110.00	0.00%
Col of Food, Ag & Nat Rsrc Sci	Collegiate Fee - CFANS	Summer	0.05 - 2.99	\$27.50	\$27.50	0.00%
Col of Food, Ag & Nat Rsrc Sci	Collegiate Fee - CFANS	Summer	3.0 - 999.99	\$55.00	\$55.00	0.00%
Col of Liberal Arts	Collegiate Fee - CLA	Fall/spring/summer	0.05 - 5.99	\$77.50	\$77.50	0.00%
Col of Liberal Arts	Collegiate Fee - CLA	Fall/spring/summer	6.0 - 999.99	\$155.00	\$155.00	0.00%
Col of Pharmacy	Collegiate Fee - PHARM - Grad Prog Term Fee	Fall/spring	0.05 - 5.99	\$103.00	\$105.00	1.94%
Col of Pharmacy	Collegiate Fee - PHARM - Grad Prog Term Fee	Fall/spring	6.0 - 999.99	\$206.00	\$210.00	1.94%
Col of Pharmacy	Collegiate Fee - PHARM - Grad Prog Term Fee	Summer	0.05 - 5.99	\$51.50	\$52.50	1.94%
Col of Pharmacy	Collegiate Fee - PHARM - Grad Prog Term Fee	Summer	6.0 - 999.99	\$103.00	\$105.00	1.94%
Col of Pharmacy	Collegiate Fee - PHARM - PharmD - TC	Fall/spring	0.05 - 999.99	\$400.00	\$408.00	2.00%
Col of Pharmacy	Collegiate Fee - PHARM - PharmD - TC	Summer	0.05 - 999.99	\$200.00	\$204.00	2.00%
Col of Pharmacy	Collegiate Fee - PHARM - PharmD - UMD	Fall/spring	0.05 - 999.99	\$400.00	\$408.00	2.00%
Col of Pharmacy	Collegiate Fee - PHARM - PharmD - UMD	Summer	0.05 - 999.99	\$200.00	\$204.00	2.00%
Col of Sci & Engineering	Collegiate Fee - CSENG	Fall/spring	0.05 - 5.99	\$150.00	\$150.00	0.00%
Col of Sci & Engineering	Collegiate Fee - CSENG	Fall/spring	6.0 - 999.99	\$300.00	\$300.00	0.00%
Col of Sci & Engineering	Collegiate Fee - CSENG	Summer	0.05 - 2.99	\$75.00	\$75.00	0.00%
Col of Sci & Engineering	Collegiate Fee - CSENG	Summer	3.0 - 999.99	\$150.00	\$150.00	0.00%
Col of Veterinary Med	Collegiate Fee - VETMD	Fall/spring/summer	2.0 - 999.99	\$525.00	\$525.00	0.00%
Humphrey Schl of Public Affr	Collegiate Fee - HHH	Fall/spring	0.05 - 5.99	\$125.00	\$125.00	0.00%
Humphrey Schl of Public Affr	Collegiate Fee - HHH	Fall/spring	6.0 - 999.99	\$250.00	\$250.00	0.00%
Humphrey Schl of Public Affr	Collegiate Fee - HHH	Summer	0.05 - 2.99	\$37.50	\$37.50	0.00%
Humphrey Schl of Public Affr	Collegiate Fee - HHH	Summer	3.0 - 999.99	\$50.00	\$50.00	0.00%
Law School	Collegiate Fee - LAW	Fall/spring	0.05 - 5.99	\$237.50	\$237.50	0.00%
Law School	Collegiate Fee - LAW	Fall/spring	6.0 - 999.99	\$475.00	\$475.00	0.00%
Law School	Collegiate Fee - LAW	Summer	0.05 - 999.99	\$180.00	\$180.00	0.00%
Medical School	Collegiate Fee - MED - Mortuary Science Program	Fall/spring/summer	0.05 - 999.99	\$50.00	\$50.00	0.00%
Medical School	Collegiate Fee - MED - Duluth - Medical Students	Fall/spring	0.05 - 999.99	\$250.00	\$230.00	-8.00%
Medical School	Collegiate Fee - MED - TC Medical Students	Fall/spring	0.05 - 999.99	\$250.00	\$230.00	-8.00%
Schl of Dentistry	Collegiate Fee - DENT	Fall/spring/summer	0.05 - 999.99	\$205.00	\$207.00	0.98%
Schl of Dentistry	Durable Goods - CD-ROM -Dent OA Teeth	Fall/spring	0.05 - 999.99	\$16.00	\$25.00	56.25%
Schl of Dentistry	Durable Goods - Oper/Pros Typodont-PASS	Summer	0.05 - 999.99	\$229.00	\$238.00	3.93%
Schl of Nursing	Collegiate Fee - NURSG	Fall/spring/summer	0.05 - 999.99	\$175.00	\$210.00	20.00%
Schl of Public Health	Collegiate Fee - PUBHL	Fall/spring	0.05 - 5.99	\$110.00	\$110.00	0.00%
Schl of Public Health	Collegiate Fee - PUBHL	Fall/spring	6.0 - 999.99	\$145.00	\$145.00	0.00%
Schl of Public Health	Collegiate Fee - PUBHL	Summer	0.05 - 5.99	\$55.00	\$55.00	0.00%
Schl of Public Health	Collegiate Fee - PUBHL	Summer	6.0 - 999.99	\$75.00	\$75.00	0.00%

University of Minnesota 2015-2016 Student Services Fees

UNIVERSITY OF MINNESOTA


Office of the Senior Vice President  
for Academic Affairs and Provost

234 Morrill Hall  
100 Church Street S.E.  
Minneapolis, MN 55455-0110

Office: 612-625-0051  
Fax: 612-624-3814

May 27, 2015

To: President Eric Kaler  
Richard Pfitzenreuter, Vice President and Chief Financial Officer

From: Karen Hanson, Senior Vice President for Academic Affairs and Provost 

Re: Student Services Fees Recommendations for 2015-16

Attached are the 2015-16 Student Services Fees recommendations for the University of Minnesota campuses. Each of the five campuses has its own autonomous review and recommendation process, and each is governed by a student-majority committee appointed by the student association on that campus. Each campus Student Services Fees committee then forwards its recommendations to the appropriate chancellor or vice provost, who in turn reviews and comments upon these recommendations and then submits them to my office.

I am forwarding these recommendations to you to forward to the Board of Regents as a section of the University budget for their review and action.

The recommendations for the mandatory 2015-16 Student Services Fees for each campus are as follows:

Campus	2014-15 Semester Fee	2015-16 Semester Fee	Percentage Increase
UMC	218.75	232.75	6.4%
UMD	320.06	325.89	1.82%
UMM	341.50	385.00	12.7%
UMR	168.00	168.00	0
UMTC	417.91	430.51	3.0%

The details of the Student Services Fees recommendations submitted by each campus are attached. The student services fees recommendation for the University of Minnesota, Crookston has increased by 6.4%, of which 4.5% is due to operation and maintenance of the new UMC Wellness Center. The student services fees recommendation for the University of Minnesota, Duluth has increased by 1.82%, representing the committee's work to keep increases as low as possible while also providing necessary programs and services for its students. The student services fees recommendations for the University of Minnesota, Morris have increased by 12.7%, reflecting a planned emphasis on health, wellness and fitness and a request from the student body to enhance the vibrant engaged student experiences fostered by the campus and its rural setting. The student services fees for the University of Minnesota, Rochester remains flat for the third year, reflecting its focused mission. The student services fees for the University of Minnesota, Twin Cities has increased by 3%, representing the committee's work to keep increases as low as possible while providing for the breadth of programs and services for student groups and campus health and wellness.

I want to take this opportunity to thank the Fees Committee members on each campus for their dedication and service on this very important and demanding project. Theirs is a big responsibility, one affecting nearly all students at the University, and we appreciate the commitment of the committee members to recommending fair and equitable fees that will best serve our student body.

Attachments

**Driven to Discover**<sup>SM</sup>

**Attachment 9:  
University of Minnesota 2015-2016 Student Services Fees**

**2015-2016 Student Services Fees Recommendations**

*University of Minnesota - Crookston Campus*

Mandatory Student Fees <i>assessed on all students registered for 6 or more credits</i>	FY 2014-15 Approved by Administration			FY 2015-16 Requested by Organization			FY 2015-16 Recommended by Fees Committee		FY 2015-16 Recommended by Administration	
	Organization Name	Semester Students	Income	Semester Fee	Semester Students	Income	Semester Fee	Income	Semester Fee	Income
Clubs and Organizations	2,075	\$16,600	\$8.00	1,850	\$14,800	\$8.00	\$14,800	\$8.00	\$14,800	\$8.00
Concerts and Lectures	2,075	\$10,375	\$5.00	1,850	\$9,250	\$5.00	\$9,250	\$5.00	\$9,250	\$5.00
Crookston Student Association (CSA)	2,075	\$12,450	\$6.00	1,850	\$12,950	\$7.00	\$12,950	\$7.00	\$12,950	\$7.00
Student Experience	2,075	\$2,594	\$1.25	1,850	\$2,313	\$1.25	\$2,313	\$1.25	\$2,313	\$1.25
Fitness Center	2,075	\$31,125	\$15.00	1,850	\$27,750	\$15.00	\$27,750	\$15.00	\$27,750	\$15.00
Health Service	2,075	\$66,400	\$32.00	1,850	\$59,200	\$32.00	\$59,200	\$32.00	\$59,200	\$32.00
Intercollegiate Athletics	2,075	\$143,175	\$69.00	1,850	\$127,650	\$69.00	\$127,650	\$69.00	\$127,650	\$69.00
Intramurals	2,075	\$12,450	\$6.00	1,850	\$11,100	\$6.00	\$11,100	\$6.00	\$11,100	\$6.00
NACTA	2,075	\$6,225	\$3.00	1,850	\$5,550	\$3.00	\$5,550	\$3.00	\$5,550	\$3.00
Publications	2,075	\$2,075	\$1.00	1,850	\$1,850	\$1.00	\$1,850	\$1.00	\$1,850	\$1.00
Student Activities (SPACE)	2,075	\$60,175	\$29.00	1,850	\$53,650	\$29.00	\$53,650	\$29.00	\$53,650	\$29.00
Student Center	2,075	\$16,600	\$8.00	1,850	\$14,800	\$8.00	\$14,800	\$8.00	\$14,800	\$8.00
Student Center Equipment Renewal	2,075	\$6,225	\$3.00	1,850	\$5,550	\$3.00	\$5,550	\$3.00	\$5,550	\$3.00
Study Abroad	2,075	\$5,188	\$2.50	1,850	\$4,625	\$2.50	\$4,625	\$2.50	\$4,625	\$2.50
CSSD	2,075	\$8,300	\$4.00	1,850	\$7,400	\$4.00	\$7,400	\$4.00	\$7,400	\$4.00
Recreation Center	2,075	\$51,875	\$25.00	1,850	\$64,750	\$35.00	\$64,750	\$35.00	\$64,750	\$35.00
Ag-Arama	2,075	\$2,075	\$1.00	1,850	\$1,850	\$1.00	\$1,850	\$1.00	\$1,850	\$1.00
Golden Eagle Pep Band	2,075	\$0	\$0.00	1,850	\$5,550	\$3.00	\$5,550	\$3.00	\$5,550	\$3.00
<b>Total Student Fees</b>		\$453,906	\$218.75		\$430,588	\$232.75	\$430,588	\$232.75	\$430,588	\$232.75

**Attachment 9:  
University of Minnesota 2015-2016 Student Services Fees**

**FY16 STUDENT SERVICES FEES RECOMMENDATIONS**  
*University of Minnesota - Duluth Campus*

STUDENT FEE GROUPS	FY14 ALLOCATION		REVISED FY15 ALLOCATION		FY16 REQUEST STUDENT S	FY16 CHANCELLOR'S RECOMMENDATION	
	17,900 STUDENTS		18,200 STUDENTS			17,700 STUDENTS	
	ALLOCATION	FEE (rounded)	ALLOCATION	FEE (rounded)		ALLOCATION	FEE (rounded)
<i>(Administrative units are in italics)</i>							
ACCESS FOR ALL	2,864	0.16	4,000	0.22	4,000	4,000	\$ 0.23
ASIAN AMERICAN STUDENT ASSN	13,604	0.76	13,600	0.75	13,600	13,600	\$ 0.77
BLACK STUDENT ASSOCIATION	15,036	0.84	15,000	0.82	15,000	15,000	\$ 0.85
BULLDOG TAXI	35,084	1.96	38,200	2.10	25,000	25,000	\$ 1.41
CAMPUS CRUSADE FOR CHRIST	1,432	0.08	2,000	0.11	7,899	3,200	\$ 0.18
CFACT	5,907	0.33	6,000	0.33	25,400	4,000	\$ 0.23
CHINESE STUDENT and SCHOLAR ASSN	3,938	0.22	4,000	0.22	8,000	8,000	\$ 0.45
GLENSHEEN			15,000	0.82	15,000	15,000	\$ 0.85
GREEK LIFE	1,969	0.11	2,250	0.12	5,000	2,250	\$ 0.13
GREEN FUND		-		-	8,000	6,200	\$ 0.35
<i>HEALTH SERVICES</i>	1,344,469	75.11	1,317,787	76.70	1,470,000	1,396,000	\$ 78.87
<i>HEALTH SERVICES CAPITAL IMPROVEMENT</i>	97,197	5.43	125,000	6.87	150,000	104,000	\$ 5.88
<i>INTERCOLLEGIATE ATHLETICS</i>	816,240	45.60	1,011,371	45.96	1,018,956	990,000	\$ 55.93
INTERNATIONAL CLUB	8,771	0.49	9,000	0.49	10,000	10,000	\$ 0.56
INTERVARSITY		-		-	10,000	2,500	\$ 0.14
KIRBY PROGRAM BOARD	172,198	9.62	172,198	9.46	181,600	177,000	\$ 10.00
<i>KIRBY STUDENT CENTER</i>	914,511	51.09	886,125	50.25	934,511	933,750	\$ 52.75
<i>KIRBY CAPITAL IMPROVEMENT</i>	389,146	21.74	423,000	23.24	425,000	375,000	\$ 21.19
<i>KUMD</i>	97,197	5.43	100,000	5.49	100,000	100,000	\$ 5.65
LATINO CHICANO STUDENT ORG	13,604	0.76	13,600	0.75	13,600	13,600	\$ 0.77
LIBRARY COMMUNICATION and EVENTS TEAM	0	0.00	1,200	0.07	1,300	1,300	\$ 0.07
<i>MUSIC ORGANIZATIONS</i>	56,027	3.13	55,000	3.02	55,000	55,000	\$ 3.11
MPIRG	38,843	2.17	42,727	2.35	67,100	32,000	\$ 1.81
<i>OFFICE OF CIVIC ENGAGEMENT</i>	21,480	1.20	0	0.00	0	0	\$ -
QUEER ALLIED STUDENT UNION	11,635	0.65	12,000	0.66	12,000	12,000	\$ 0.68
<i>REC SPORTS/OUTDOOR PROGRAM</i>	1,053,594	58.86	1,006,294	59.05	1,082,716	1,040,000	\$ 58.76
<i>RSOP CAPITAL IMPROVEMENT</i>	204,955	11.45	211,104	11.60	217,437	195,000	\$ 11.02
SERVE	4,833	0.27	6,450	0.35	6,800	6,600	\$ 0.37
STATESMAN	31,146	1.74	31,146	1.71	41,500	31,000	\$ 1.75
STUDENT ASSOCIATION	85,562	4.78	95,000	5.22	92,000	92,000	\$ 5.20
STUDENT LEGISLATIVE COALITION (SLC)	0	0.00	0	0.00	0	0	\$ -
STUDENTS TODAY LEADERS FOREVER (STLF)	1,432	0.08	0	0.00	0	0	\$ -
<i>THEATRE</i>	51,015	2.85	55,000	3.02	60,000	55,000	\$ 3.11
<i>TWEED MUSEUM</i>	17,542	0.98	18,000	0.99	18,000	18,000	\$ 1.02
WOMEN'S RESOURCE ACTION CENTER	9,666	0.54	10,000	0.55	10,000	10,000	\$ 0.56
SUBTOTAL ALLOCATIONS TO UNITS	5,520,897	308.43	5,702,052	313.30	6,104,419	5,746,000	\$ 324.65
Buydown from Capital Improvement Reserves	(75,000)	(4.19)	0	0.00		0	\$ -
Buydown from SSF Reserves	(50,000)	(2.79)	(150,000)	(8.24)		(154,970)	\$ (8.76)
SUBTOTAL STUDENT FEES	5,395,897	301.45	5,552,052	305.06	6,104,419	5,591,030	\$ 315.89
Capital Improvement Reserve	179,000	10.00	273,000	15.00		177,000	\$ 10.00
TOTAL STUDENT FEES	5,574,897	311.45	5,825,052	320.06	6,104,419	5,768,030	\$ 325.89

**Attachment 9:  
University of Minnesota 2015-2016 Student Services Fees**

**SUMMER 2015 STUDENT SERVICES FEES RECOMMENDATIONS**

*University of Minnesota - Duluth Campus*

	SUMMER 2013	SUMMER 2014	SUMMER 2015	SUMMER 2016
	APPROVED FEE	APPROVED FEE	APPROVED FEE	CHANCELLOR'S RECOMMENDATION
KIRBY STUDENT CENTER	35.13	34.23	33.67	35.35
KSC CAPITAL IMPROVEMENT	15.28	14.57	15.57	14.19
KUMD	3.53	3.64	3.68	3.79
HEALTH SERVICES	35.76	37.74	38.54	39.63
HEALTH SERVICES CAPITAL IMP	1.58	2.72	3.43	2.95
REC SPTS/OUTDOOR PRG	37.02	39.43	39.56	39.37
RSOP CAPITAL IMPROVEMENT	7.43	7.67	7.77	7.38
TOTAL FEE	135.73	140.00	142.22	142.66

**Attachment 9:  
University of Minnesota 2015-2016 Student Services Fees**

University of Minnesota, Morris  
Student Service Fee Recommendations  
2015- 2016 Academic Year

<b>Morris Student Service Fees</b>		
All fees are per student per semester		
	<b>2014-2015 Actual</b>	<b>2015-2016 Recommended</b>
<b>Student Activities Fee</b>	\$98.50	\$118.50
<b>Student Center Fee*</b>	\$39.00	\$39.00
*Student Center Fee Includes: Student Center Operation Fee of \$24.00 Student Center Reserve Fee of \$15.00		
<b>Athletic Fee</b>	\$35.00	\$45.00
<b>Regional Fitness Center Fee*</b> * Includes Reserve Fee of \$2.00	\$88.00	\$92.50
<b>Health Service Fee/Health and Wellness Services Fee</b>	\$81.00	\$90.00
<b>Total</b>	<b>\$341.50</b>	<b>\$385.00</b>



**Attachment 9:  
University of Minnesota 2015-2016 Student Services Fees**

**University of Minnesota, Morris  
Student Activity Fee Allocations 2015-2016**

	<b>2015-2016 ALLOC.</b>
<b>University Services</b>	
Intramurals and Recreation	\$15,000
Community Engagement	\$27,500
Office of Student Activities (OSA)	\$35,000
World Touch Cultural Heritage Week (WTCHW)	\$23,000
<b>Campus Life Programs</b>	
Big Friend / Little Friend (BFLF)	\$2,945
CAC Concerts Committee	\$23,600
CAC Convocations Committee	\$24,500
CAC Coordinating Board	\$6,000
CAC Films Committee	\$8,000
CAC Homecoming and Traditions (HAT)	\$6,000
CAC Performing Arts Committee (PAC)	\$39,000
<b>University Recognized Organizations</b>	
Asian Student Association (ASA)	\$7,000
Black Student Union (BSU)	\$8,700
Circle of Nations Indian Assoc. (CNIA)	\$18,555
Equality	\$8,000
International Student Association	\$3,825
KUMM	\$10,000
Morris Campus Student Association (MCSA)	\$7,250
Voices Unidas	\$3,050
The University Register (UR)	\$16,920
Women of Color Association (WOCA)	\$1,000
The Counterweight	\$8,500
<b>Independent Student Groups</b>	
Men's Rugby Team	\$13,000
Mock Trial / Pre-Law Society	\$9,000
Peer Health Educators (PHE)	\$0
French Club (Entre Nous)	\$4,000
American Chemical Society (ACS)	\$918
Minnesota, public Interest Research Group (MPIRG)	\$13,500
Women's Rugby	\$10,800
Assistance to Student Groups (ASG)	\$25,000
<b>Total</b>	<b>\$379,563</b>
<i>Estimated</i> Total Funds Available for 2015-2016 Allocation	<b>\$380,050</b>

**Attachment 9:  
University of Minnesota 2015-2016 Student Services Fees**

University of Minnesota, Rochester  
Student Service Fee Recommendations  
2015 - 2016 Academic Year

<b>Rochester Student Service Fees</b>		
All fees are per student per semester (Fall and Spring only)		
(Fee per semester, degree seeking students enrolled in 6 or more credits)	<b>2014-2015 Actual</b>	<b>2015-2016 Recommended</b>
Mental & Physical Wellness	\$45.00	\$45.00
Fitness, Recreation, Sports	\$90.00	\$90.00
Academic Support	\$10.50	\$10.50
Student Activities/Rochester Student Assn.	\$20.00	\$20.00
Study Abroad/Learning Abroad	\$1.50	\$1.50
Diversity Programming	\$1.00	\$1.00
<b>Total</b>	<b>\$168.00</b>	<b>\$168.00</b>

**University of Minnesota 2015-2016 Student Services Fees  
Twin Cities Student Service Fees Committee  
Recommendations for 2015-16 Funding**

Fees Groups:	2014-15 Final Rec.		2015-16 Stu Fees Requested		2015-16 Stu Fees Initial Rec.		2015-16 Stu Fees Final Rec.	
	Revenue	Per Sem	Revenue	Per Sem	Revenue	Per Sem	Revenue	Per Sem
African Student Association (ASA)	\$ 14,215	\$ 0.19	\$ 17,428	\$ 0.23	\$ 6,415	\$ 0.09	\$ 7,106	\$ 0.09
All-Campus Elections Commissions	\$ 10,417	\$ 0.14	\$ 11,011	\$ 0.15	\$ 10,926	\$ 0.15	\$ 10,357	\$ 0.14
Al-Madinah Cultural Center	\$ 63,450	\$ 0.80	\$ 75,800	\$ 0.97	\$ 55,650	\$ 0.70	\$ 55,596	\$ 0.70
Alpha Phi Omega	\$ 7,010	\$ 0.09	\$ 24,985	\$ 0.33	\$ 860	\$ 0.01	\$ -	\$ (0.00)
Alpine Ski Team	\$ 4,127	\$ 0.05	\$ 38,502	\$ 0.51	\$ 20,342	\$ 0.27	\$ 9,500	\$ 0.13
American Indian Cultural Center (AISCC)	\$ 40,584	\$ 0.54	\$ 42,932	\$ 0.57	\$ 35,682	\$ 0.48	\$ 32,611	\$ 0.44
American Institute of Aeronautics/Astronautics	\$ 8,550	\$ 0.11	\$ 14,985	\$ 0.20	\$ 12,405	\$ 0.17	\$ 11,759	\$ 0.16
American Institute of Architecture Students			\$ 20,000	\$ 0.27	\$ -	\$ -	\$ -	\$ -
Archery Club			\$ 8,435	\$ 0.11	\$ -	\$ -	\$ -	\$ -
Argentine Tango Club - U-Tango			\$ 25,211	\$ 0.34	\$ 10,834	\$ 0.14	\$ 13,928	\$ 0.19
Art of Living Club			\$ -	\$ -	\$ -	\$ -	\$ -	\$ -
Asian American Student Union	\$ 76,044	\$ 0.99	\$ 108,383	\$ 1.42	\$ 80,358	\$ 1.05	\$ 75,700	\$ 0.99
Aurora Center	\$ 273,340	\$ 3.46	\$ 441,299	\$ 5.72	\$ 286,142	\$ 3.65	\$ 285,526	\$ 3.64
Be the Match on Campus	\$ 4,200	\$ 0.06	\$ 7,125	\$ 0.10	\$ 6,975	\$ 0.09	\$ 6,375	\$ 0.09
Black Graduate & Professional Student Assoc.	\$ 8,985	\$ 0.12	\$ 38,250	\$ 0.51	\$ 30,820	\$ 0.41	\$ 19,660	\$ 0.26
Black Motivated Women	\$ 5,950	\$ 0.08	\$ -	\$ -	\$ -	\$ -	\$ -	\$ -
Black Student Union	\$ 25,902	\$ 0.33	\$ 34,463	\$ 0.45	\$ 22,195	\$ 0.29	\$ 21,608	\$ 0.28
Boynton - Facility Support Fee			\$ 696,428	\$ 9.79	\$ 686,877	\$ 9.66	\$ 686,877	\$ 9.66
Boynton - Operational Fee			\$ 8,515,948	\$ 118.62	\$ 8,551,724	\$ 119.13	\$ 8,501,277	\$ 118.42
Boynton Health Service	\$ 8,434,508	\$ 117.89			\$ -	\$ -	\$ -	\$ -
Boynton Health Service - Gopher Chauffer	\$ 86,426	\$ 1.21			\$ -	\$ -	\$ -	\$ -
Boynton Mental Health Services	\$ 297,515	\$ 4.17			\$ -	\$ -	\$ -	\$ -
Camp Kesem Minnesota			\$ 10,000	\$ 0.13	\$ -	\$ -	\$ -	\$ -
Campus Atheists, Skeptics/Humanists (CASH)	\$ 12,300	\$ 0.16	\$ -	\$ -	\$ -	\$ -	\$ -	\$ -
Campus Crusade for Christ (CRU)	\$ 6,775	\$ 0.09	\$ 12,855	\$ 0.17	\$ 8,780	\$ 0.12	\$ 6,806	\$ 0.09
Catholic Students United	\$ 3,450	\$ 0.05	\$ 96,945	\$ 1.29	\$ 32,570	\$ 0.43	\$ 15,309	\$ 0.20
Chabad at the U of M	\$ 47,450	\$ 0.60	\$ 67,700	\$ 0.87	\$ 40,450	\$ 0.51	\$ 43,083	\$ 0.54
Chess Club			\$ 3,000	\$ 0.04	\$ -	\$ -	\$ -	\$ -
Colleges Against Cancer	\$ 10,809	\$ 0.14	\$ 30,992	\$ 0.41	\$ 26,020	\$ 0.34	\$ 21,821	\$ 0.29
Collegians for a Constructive Tomorrow	\$ 82,530	\$ 1.02	\$ 152,022	\$ 2.03	\$ 90,760	\$ 1.21	\$ 92,452	\$ 1.24
Community Child Care Center	\$ 85,000	\$ 1.07	\$ 92,000	\$ 1.17	\$ 92,000	\$ 1.17	\$ 87,210	\$ 1.11
Como Early Learning Center	\$ 80,000	\$ 1.01	\$ 85,000	\$ 1.08	\$ 85,000	\$ 1.08	\$ 80,574	\$ 1.02
Compassionate Action for Animals	\$ 1,084	\$ 0.01	\$ 19,000	\$ 0.25	\$ 13,415	\$ 0.18	\$ 11,863	\$ 0.16
Council of International Grad Students			\$ 8,690	\$ 0.12	\$ 6,535	\$ 0.09	\$ 6,195	\$ 0.08
Cultural Studies/Comparative Literature Student Assn	\$ 5,150	\$ 0.07	\$ 13,210	\$ 0.18	\$ -	\$ -	\$ 3,643	\$ 0.05
Dance Marathon	\$ 6,896	\$ 0.09	\$ 7,350	\$ 0.10	\$ -	\$ -	\$ 2,889	\$ 0.04
Disabled Student Cultural Center	\$ 22,538	\$ 0.30	\$ 37,396	\$ 0.49	\$ 18,751	\$ 0.24	\$ 27,192	\$ 0.36
Economics Student Organization	\$ 3,040	\$ 0.04	\$ -	\$ -	\$ -	\$ -	\$ -	\$ -
Education Minnesota			\$ 3,000	\$ 0.04	\$ 750	\$ 0.01	\$ 711	\$ 0.01
Engineers Without Borders	\$ 5,865	\$ 0.08	\$ 6,243	\$ 0.08	\$ -	\$ -	\$ -	\$ -
Feminist Student Activist Collective	\$ 25,022	\$ 0.33	\$ 25,368	\$ 0.34	\$ 15,600	\$ 0.21	\$ 14,219	\$ 0.19
Forensic Science Club	\$ 2,165	\$ 0.03	\$ 4,200	\$ 0.06	\$ 2,690	\$ 0.04	\$ 2,550	\$ 0.03
Forensic Speaking			\$ 21,810	\$ 0.29	\$ 1,910	\$ 0.03	\$ 5,839	\$ 0.08
Fraternity Purchasing Association	\$ 9,000	\$ 0.12	\$ 10,000	\$ 0.13	\$ -	\$ -	\$ 4,740	\$ 0.06
Glitch Gaming			\$ 92,690	\$ 1.24	\$ 44,290	\$ 0.59	\$ 32,220	\$ 0.43
GO FIRST	\$ 35,149	\$ 0.45	\$ 59,467	\$ 0.77	\$ 55,674	\$ 0.72	\$ 42,917	\$ 0.55
Gymnastics Club	\$ 3,549	\$ 0.05	\$ 5,000	\$ 0.07	\$ 4,210	\$ 0.06	\$ 3,991	\$ 0.05
Habitat for Humanity	\$ 13,243	\$ 0.18	\$ 16,750	\$ 0.22	\$ 12,125	\$ 0.16	\$ 11,494	\$ 0.15
Hellenic Student Association			\$ 7,500	\$ 0.10	\$ 1,500	\$ 0.02	\$ 1,422	\$ 0.02
Hillel: the Jewish Student Center	\$ 38,464	\$ 0.50	\$ 91,786	\$ 1.23	\$ 34,441	\$ 0.46	\$ 32,695	\$ 0.44
Hmong Minnesota Student Association (HMSA)	\$ 21,195	\$ 0.27	\$ 24,350	\$ 0.32	\$ 13,130	\$ 0.17	\$ 15,622	\$ 0.20
Indian Student Association	\$ 8,565	\$ 0.11	\$ 9,452	\$ 0.13	\$ 6,878	\$ 0.09	\$ 6,519	\$ 0.09
Interdisciplinary Perspectives on International Develo	\$ 12,785	\$ 0.17	\$ 14,950	\$ 0.20	\$ 5,775	\$ 0.08	\$ 11,299	\$ 0.15
Korea's Island Dokdo			\$ 3,695	\$ 0.05	\$ 3,345	\$ 0.04	\$ 3,266	\$ 0.04
La Raza Student Cultural Center			\$ 29,346	\$ 0.39	\$ 18,266	\$ 0.24	\$ 15,926	\$ 0.21
Learning Abroad Center	\$ 118,214	\$ 1.49	\$ 118,214	\$ 1.50	\$ 119,356	\$ 1.52	\$ 119,356	\$ 1.52
Lutheran Campus Ministry	\$ 7,676	\$ 0.10	\$ 40,875	\$ 0.54	\$ 17,480	\$ 0.23	\$ 12,826	\$ 0.17
MacLuarinCSF Students	\$ 21,908	\$ 0.29	\$ 63,576	\$ 0.83	\$ 36,338	\$ 0.47	\$ 24,900	\$ 0.32
Minnesota Disc Golf Club			\$ 4,870	\$ 0.07	\$ 2,490	\$ 0.03	\$ 1,090	\$ 0.01
Minnesota Quidditch	\$ 15,550	\$ 0.21	\$ 25,550	\$ 0.34	\$ 12,750	\$ 0.17	\$ 10,949	\$ 0.15
MN Daily	\$ 497,425	\$ 6.28	\$ 505,000	\$ 6.43	\$ 491,824	\$ 6.25	\$ 481,824	\$ 6.12
MN Daily Balance Reduction	\$ (100,000)	\$ (1.33)	\$ -	\$ -	\$ -	\$ -	\$ -	\$ -
MN International Student Association	\$ 61,845	\$ 0.80	\$ 71,646	\$ 0.94	\$ 50,092	\$ 0.65	\$ 49,048	\$ 0.63
MN Public Interest Research Group (MPIRG)	\$ 128,560	\$ 1.63	\$ 183,021	\$ 2.36	\$ 146,002	\$ 1.87	\$ 113,267	\$ 1.43
Mock Trial Assn.	\$ 8,332	\$ 0.11	\$ 24,979	\$ 0.33	\$ -	\$ -	\$ 3,056	\$ 0.04
Multifaith Student Council			\$ 25,268	\$ 0.34	\$ 14,109	\$ 0.19	\$ 9,891	\$ 0.13
National Association of Black Accountants			\$ 3,500	\$ 0.05	\$ 1,900	\$ 0.03	\$ 2,431	\$ 0.03
National Society of Black Engineers	\$ 8,115	\$ 0.11	\$ 11,655	\$ 0.16	\$ -	\$ -	\$ 5,107	\$ 0.07
Natural Resources Assn of Graduate Students	\$ 3,234	\$ 0.04	\$ 3,691	\$ 0.05	\$ 2,929	\$ 0.04	\$ 2,776	\$ 0.04
Navigators at the University of Minnesota	\$ 3,500	\$ 0.05	\$ 6,000	\$ 0.08	\$ -	\$ -	\$ 3,687	\$ 0.05
Northrop Concerts and Lectures	\$ 171,421	\$ 2.17	\$ 407,894	\$ 5.34	\$ 179,362	\$ 2.29	\$ 178,362	\$ 2.27
Peace Corps Ambassadors			\$ 3,018	\$ 0.04	\$ 2,397	\$ 0.03	\$ 2,272	\$ 0.03
Plant Pathology Graduate Student Group	\$ 4,650	\$ 0.06	\$ -	\$ -	\$ -	\$ -	\$ -	\$ -
Pokemon League	\$ 2,990	\$ 0.04	\$ 3,065	\$ 0.04	\$ 2,240	\$ 0.03	\$ 2,185	\$ 0.03

University of Minnesota 2015-2016 Student Services Fees

Twin Cities FY 2015-2016 Cont.	2014-15 Final Rec.		2015-16 Stu Fees Requested		2015-16 Stu Fees Initial Rec.		2015-16 Stu Fees Final Rec.	
	Revenue	Per Sem	Revenue	Per Sem	Revenue	Per Sem	Revenue	Per Sem
Pre-Med AMSA	\$ 17,875	\$ 0.24	\$ 28,290	\$ 0.37	\$ 15,416	\$ 0.20	\$ 14,361	\$ 0.19
Queer Student Cultural Center	\$ 49,011	\$ 0.63	\$ 59,839	\$ 0.78	\$ 43,231	\$ 0.56	\$ 44,772	\$ 0.58
Radio K-Operating	\$ 244,211	\$ 3.08	\$ 244,211	\$ 3.10	\$ 249,554	\$ 3.18	\$ 249,554	\$ 3.18
Saint Pauls Outreach	\$ 48,059	\$ 0.62	\$ 181,941	\$ 2.43	\$ 96,186	\$ 1.29	\$ 69,375	\$ 0.93
SIAM Student Chapter	\$ 3,435	\$ 0.05	\$ 3,100	\$ 0.04	\$ 2,355	\$ 0.03	\$ 2,517	\$ 0.03
Small World Coffee Hour			\$ 35,638	\$ 0.48	\$ 33,918	\$ 0.45	\$ 20,834	\$ 0.28
Society of Asian Scientists and Engineers	\$ 6,375	\$ 0.08	\$ 12,975	\$ 0.17	\$ 7,675	\$ 0.10	\$ 6,470	\$ 0.09
Society of Automotive Engineers, U of MN	\$ 29,566	\$ 0.38	\$ 36,200	\$ 0.46	\$ 36,200	\$ 0.46	\$ 34,315	\$ 0.44
Society of Professional Journalists			\$ 7,000	\$ 0.09	\$ -	\$ -	\$ -	\$ -
Somali Student Association	\$ 24,550	\$ 0.33	\$ 28,250	\$ 0.38	\$ 20,400	\$ 0.27	\$ 20,499	\$ 0.27
Student Conflict Resolution Center	\$ 311,422	\$ 3.97	\$ 322,000	\$ 4.10	\$ 323,484	\$ 4.12	\$ 323,484	\$ 4.12
Student Fee Administration	\$ 157,000	\$ 1.98	\$ 175,000	\$ 2.24	\$ 180,000	\$ 2.30	\$ 148,825	\$ 1.89
Student National Medical Association			\$ 11,500	\$ 0.15	\$ -	\$ -	\$ -	\$ -
Student Service Fees Event Grant	\$ 75,000	\$ 0.95	\$ 75,000	\$ 0.95	\$ 75,000	\$ 0.95	\$ 71,095	\$ 0.90
Student Unions & Activities - Bond Repayment	\$ 3,716,516	\$ 46.92	\$ 3,716,516	\$ 47.25	\$ 3,716,516	\$ 47.25	\$ 3,559,021	\$ 45.14
Student Unions & Activities - Capital, Depr, Maint.	\$ 864,137	\$ 11.01	\$ -	\$ -	\$ -	\$ -	\$ -	\$ -
Student Unions & Activities - Facility Support Fee			\$ 4,257,312	\$ 56.32	\$ 4,135,518	\$ 54.70	\$ 4,135,518	\$ 54.70
Student Unions & Activities - Operating Fee	\$ 5,437,098	\$ 68.60	\$ 2,193,161	\$ 25.78	\$ 2,157,413	\$ 25.30	\$ 2,157,413	\$ 25.30
Student Veterans Association	\$ 15,069	\$ 0.20	\$ 25,785	\$ 0.34	\$ 11,755	\$ 0.16	\$ 11,143	\$ 0.15
Students Against Hunger	\$ 5,217	\$ 0.07	\$ 5,425	\$ 0.07	\$ 5,425	\$ 0.07	\$ 4,289	\$ 0.06
Students for a Conservative Voice	\$ 83,540	\$ 1.06	\$ 140,445	\$ 1.82	\$ 104,410	\$ 1.34	\$ 79,351	\$ 1.01
Students for a Democratic Society	\$ 4,575	\$ 0.06	\$ 9,900	\$ 0.13	\$ 1,806	\$ 0.02	\$ 3,767	\$ 0.05
Students for Design Activism	\$ 2,260	\$ 0.03	\$ -	\$ -	\$ -	\$ -	\$ -	\$ -
Students for Human Life	\$ 581	\$ 0.01	\$ -	\$ -	\$ -	\$ -	\$ -	\$ -
Students Supporting Israel			\$ 29,650	\$ 0.40	\$ 18,160	\$ 0.24	\$ 15,757	\$ 0.21
Synthetic Biology Society			\$ 14,000	\$ 0.19	\$ 4,750	\$ 0.06	\$ 4,503	\$ 0.06
Tesla Works (Nikola Tesla PP)	\$ 22,382	\$ 0.30	\$ 23,000	\$ 0.30	\$ 23,000	\$ 0.30	\$ 21,802	\$ 0.28
The Wake Student Magazine	\$ 33,452	\$ 0.43	\$ 41,890	\$ 0.55	\$ 39,790	\$ 0.52	\$ 37,718	\$ 0.49
U-Finance	\$ 3,700	\$ 0.05	\$ 4,200	\$ 0.06	\$ 3,800	\$ 0.05	\$ 3,555	\$ 0.05
Undergraduate Consulting Club	\$ 3,300	\$ 0.04	\$ -	\$ -	\$ -	\$ -	\$ -	\$ -
United Nations Student Assn-Model United Nations	\$ 13,640	\$ 0.18	\$ 14,000	\$ 0.19	\$ 14,000	\$ 0.19	\$ 13,271	\$ 0.18
University Honors Program Student Association	\$ 7,450	\$ 0.10	\$ 12,680	\$ 0.17	\$ 4,430	\$ 0.06	\$ 4,199	\$ 0.06
University of Minnesota Judo Club	\$ 1,984	\$ 0.03	\$ -	\$ -	\$ -	\$ -	\$ -	\$ -
University of Minnesota Solar Vehicle Project	\$ 24,743	\$ 0.33	\$ 30,820	\$ 0.39	\$ 25,800	\$ 0.33	\$ 21,253	\$ 0.27
U of MN Undergrad Anthropology Club			\$ 5,299	\$ 0.07	\$ 4,740	\$ 0.06	\$ 4,303	\$ 0.06
University Recreation/Wellness-Facility Support	\$ 4,848,200	\$ 61.07	\$ 6,048,200	\$ 77.68	\$ 5,980,097	\$ 76.77	\$ 6,000,456	\$ 77.04
University Recreation/Wellness-Operational Fund	\$ 3,998,499	\$ 50.67	\$ 3,123,499	\$ 39.13	\$ 3,136,040	\$ 39.30	\$ 3,095,681	\$ 38.76
University Student Legal Service	\$ 1,073,417	\$ 13.55	\$ 1,260,000	\$ 16.14	\$ 1,268,426	\$ 16.25	\$ 1,267,426	\$ 16.24
University Transfer Student Board			\$ 8,460	\$ 0.11	\$ 4,400	\$ 0.06	\$ 4,171	\$ 0.06
University YMCA	\$ 37,000	\$ 0.48	\$ 48,850	\$ 0.64	\$ 33,350	\$ 0.43	\$ 30,192	\$ 0.39
WAM Collective	\$ 19,550	\$ 0.25	\$ 28,000	\$ 0.36	\$ 27,450	\$ 0.35	\$ 14,416	\$ 0.18
Wesley Foundation	\$ 34,354	\$ 0.43	\$ 115,886	\$ 1.53	\$ 55,911	\$ 0.72	\$ 39,026	\$ 0.50
West Coast Swing Club	\$ 2,380	\$ 0.03	\$ 3,200	\$ 0.04	\$ 1,600	\$ 0.02	\$ 1,517	\$ 0.02
Young Americans for Liberty	\$ 31,987	\$ 0.42	\$ 37,950	\$ 0.51	\$ 23,230	\$ 0.31	\$ 21,736	\$ 0.29
<b>Total Student Fees</b>	<b>\$ 32,112,897</b>	<b>\$ 417.91</b>	<b>\$ 35,103,846</b>	<b>\$ 459.67</b>	<b>\$ 33,417,574</b>	<b>\$ 437.16</b>	<b>\$ 32,922,959</b>	<b>\$ 430.51</b>

Special Assessment Groups:	2014-15 Final Rec.		2015-16 Stu Fees Requested		2015-16 Stu Fees Initial Rec.		2015-16 Stu Fees Final Rec.	
	Revenue	Per Sem	Revenue	Per Sem	Revenue	Per Sem	Revenue	Per Sem
Council of Graduate Students	\$ 106,725	\$ 7.78	\$ 180,886	\$ 14.59	\$ 172,311	\$ 13.90	\$ 124,406	\$ 10.03
Graduate & Professional Student Assembly	\$ 232,136	\$ 6.68	\$ 264,519	\$ 15.11	\$ 238,949	\$ 13.54	\$ 219,699	\$ 12.36
MN Student Association	\$ 161,978	\$ 2.86	\$ 163,750	\$ 2.91	\$ 163,350	\$ 2.90	\$ 160,350	\$ 2.84
<b>Total Special Assessments</b>	<b>\$ 500,839</b>	<b>\$ 17.32</b>	<b>\$ 609,155</b>	<b>\$ 32.60</b>	<b>\$ 574,610</b>	<b>\$ 30.34</b>	<b>\$ 504,455</b>	<b>\$ 25.24</b>

\*Refuseable/refundable funding mechanism - those groups no longer in this category for FY10.

<b>Total for All Groups</b>	<b>\$ 32,613,736</b>	<b>\$ 435.23</b>	<b>\$ 35,713,001</b>	<b>\$ 492.27</b>	<b>\$ 33,992,184</b>	<b>\$ 467.49</b>	<b>\$ 33,427,414</b>	<b>\$ 455.75</b>
-----------------------------	----------------------	------------------	----------------------	------------------	----------------------	------------------	----------------------	------------------

Footnotes:

1. The following Administrative units submit a two year request--this is the FY17 request and recommendations:

	Requested	Initial Recommendation	Final Recommendation
Aurora Center	\$ 450,125	\$ 286,142	\$ 285,526
Boynton Facility Support Fee	\$ 705,608	\$ 686,877	\$ 686,877
Boynton Operational Fee	\$ 8,691,615	\$ 8,734,312	\$ 8,683,865
Recreational Sports - Facility Support Fee	\$ 6,048,200	\$ 5,980,097	\$ 6,005,956
Recreational Sports - Operational Fee	\$ 3,298,499	\$ 3,300,040	\$ 3,254,181
Student Unions/Activities-Bond Repayment Req	\$ 3,716,516	\$ 3,716,516	\$ 3,559,021
Student Unions/Activities-Facility Support Fee	\$ 4,280,013	\$ 4,189,487	\$ 4,189,487
Student Unions and Activities-Operational Fee	\$ 2,193,161	\$ 2,157,413	\$ 2,157,413
University Student Legal Services	\$ 1,260,000	\$ 1,268,426	\$ 1,267,426

2. The following Administrative units had budgets approved for FY16 during the two year process for Administrative Fee Units in FY15:

	Requested	Initial Recommendation	Final Recommendation	Adjusted Recommendation
Learning Abroad Center	\$ 119,568	\$ 118,068	\$ 118,214	\$ 119,356
Northrop	\$ 483,061	\$ 150,600	\$ -	\$ -
Radio K Operating	\$ 250,344	\$ 232,999	\$ 244,211	\$ 249,554
Student Conflict Resolution Center	\$ 322,000	\$ 322,000	\$ 322,000	\$ 323,484

	Updated Estimates with Actual Carryforward F.Y. 2015					Approved Budget F.Y. 2016										
	O & M	Tuition	State Special	I C R	Central Reserves	Total	Support Unit Pools	Budgeted Allocations	O & M	Tuition	State Special	I C R	Central Reserves	Total	Support Unit Pools	Budgeted Allocations
<b>Resources</b>																
Balance Forward - Systemwide					18,665,275	17,772,188	0	17,772,188	319,165	0	0	0	22,345,025	22,664,190	0	22,664,190
Annual Revenue:																
State Legislative Appropriations	529,511,000	0	94,895,000	0	0	624,406,000	0	624,406,000	559,111,000	0	90,845,000	0	0	649,956,000	0	649,956,000
Tuition and Fees	3,600,000	849,226,179	0	0	0	852,826,179	0	852,826,179	3,600,000	863,157,458	0	0	0	866,757,458	0	866,757,458
Indirect Cost Recovery	0	0	0	137,517,348	0	137,517,348	0	137,517,348	0	0	0	133,015,763	0	133,015,763	0	133,015,763
Investment Income (net)	0	0	0	15,469,750	15,469,750	15,469,750	0	15,469,750	0	0	0	0	13,644,750	0	13,644,750	
Enterprise Assessment	17,750,000	0	0	0	0	17,750,000	0	17,750,000	19,800,000	0	0	0	0	19,800,000	0	19,800,000
Other	0	0	0	0	0	0	0	0	500,000	0	0	0	0	500,000	0	500,000
Subtotal - Annual Revenue	550,861,000	849,226,179	94,895,000	137,517,348	15,469,750	1,647,969,277	500,981,492	2,148,950,769	583,011,000	863,157,458	90,845,000	133,015,763	13,644,750	1,683,673,971	513,309,820	2,196,983,791
Net Interfund Transfers	9,400,000	0	0	0	(9,400,000)	0	0	0	5,732,000	0	0	0	(5,732,000)	0	0	0
<b>Total Resources Available</b>	<b>560,261,000</b>	<b>848,013,927</b>	<b>94,895,000</b>	<b>137,517,348</b>	<b>24,735,025</b>	<b>1,655,741,465</b>	<b>500,981,492</b>	<b>2,166,722,957</b>	<b>589,062,165</b>	<b>863,157,458</b>	<b>90,845,000</b>	<b>133,015,763</b>	<b>30,257,775</b>	<b>1,706,338,161</b>	<b>513,309,820</b>	<b>2,219,647,981</b>
<b>Allocations</b>																
Board of Regents	0	0	0	0	90,000	90,000	879,537	969,537	0	0	0	0	90,000	90,000	885,537	975,537
President's Office	399,919	0	0	0	50,000	449,919	5,938,629	6,388,548	399,919	0	0	0	50,000	449,919	6,013,629	6,463,548
Athletics	6,919,096	0	0	0	0	6,919,096	6,919,096	6,919,096	7,055,984	0	0	0	0	7,055,984	0	7,055,984
University Relations	3,420,000	0	0	0	0	3,420,000	6,109,532	9,529,532	0	0	0	0	4,768,000	4,768,000	4,426,477	9,194,477
General Counsel	0	0	0	0	0	0	5,214,341	5,214,341	0	0	0	0	0	0	5,285,341	5,285,341
Audits	0	0	0	0	0	0	1,942,434	1,942,434	0	0	0	0	0	0	1,962,434	1,962,434
Chief Financial Officer	99,191	0	0	0	0	99,191	24,130,550	24,130,550	239,260	0	0	0	1,000,000	1,239,260	173,408,068	24,761,278
University Services	8,061,736	0	0	0	1,000,000	9,061,736	167,587,809	168,687,000	11,824,141	0	0	0	0	11,824,141	32,641,320	44,485,461
Debt Service	249,649,342	552,156,051	44,758,986	52,762,470	0	899,326,849	150,492,890	1,049,819,739	252,452,339	562,318,848	44,758,986	53,937,972	0	913,468,145	153,427,948	1,066,896,093
Senior VP/Provost Academic Affairs	0	0	0	45,903	0	45,903	11,740,531	427,746,646	172,417,744	149,135,123	34,488,385	31,778	0	31,778	11,841,531	440,006,362
Senior VP/System Academic Adm	0	0	0	0	0	0	6,672,678	6,672,678	0	0	0	0	0	6,672,678	6,938,793	6,938,793
Senior VP Health Sciences	157,714,746	146,138,326	34,638,385	77,514,658	0	416,006,115	62,901,883	62,901,883	0	0	0	0	0	62,901,883	65,766,880	65,766,880
Human Resources	0	0	0	0	0	0	19,592,084	42,084,828	17,835,803	0	703,683	4,895,000	0	23,434,486	21,590,584	45,025,070
Information Technology	16,593,061	0	0	5,196,000	0	22,492,744	151,221,336	151,221,336	38,613,550	111,817,875	2,452,946	1,947,378	350,000	155,181,749	0	155,181,749
Research	36,303,422	110,305,774	2,452,946	1,909,194	250,000	151,221,336	0	0	20,038,851	17,089,437	0	56,014	0	37,184,302	0	37,184,302
Duluth	19,502,982	16,848,000	0	54,915	0	36,405,897	0	0	10,151,889	16,491,441	0	24,042	0	26,667,372	0	26,667,372
Morris	9,607,005	16,298,419	0	23,570	0	25,928,994	0	0	7,464,101	6,304,734	450,000	0	0	14,218,835	0	14,218,835
Crookston	7,383,605	6,267,357	450,000	10,638	0	14,111,600	0	0	0	0	0	0	0	0	0	0
Rochester	0	0	0	0	0	0	0	0	0	0	0	0	0	0	0	0
Contingencies and Reserves	44,606,895	0	11,891,000	0	0	56,497,895	4,123,000	60,620,895	50,148,551	0	7,991,000	0	0	58,139,551	4,360,000	62,499,551
Special Allocations	560,261,000	848,013,927	94,895,000	137,517,348	2,390,000	1,643,077,275	500,981,492	2,144,012,864	588,642,132	863,157,458	90,845,000	133,015,763	7,258,000	1,682,918,353	513,309,820	2,203,135,188
Subtotal - Allocations	<b>560,261,000</b>	<b>848,013,927</b>	<b>94,895,000</b>	<b>137,517,348</b>	<b>2,390,000</b>	<b>1,643,077,275</b>	<b>500,981,492</b>	<b>2,144,012,864</b>	<b>588,642,132</b>	<b>863,157,458</b>	<b>90,845,000</b>	<b>133,015,763</b>	<b>7,258,000</b>	<b>1,682,918,353</b>	<b>513,309,820</b>	<b>2,203,135,188</b>
<b>Total Allocations</b>	<b>560,261,000</b>	<b>848,013,927</b>	<b>94,895,000</b>	<b>137,517,348</b>	<b>2,390,000</b>	<b>1,643,077,275</b>	<b>500,981,492</b>	<b>2,144,012,864</b>	<b>588,642,132</b>	<b>863,157,458</b>	<b>90,845,000</b>	<b>133,015,763</b>	<b>7,258,000</b>	<b>1,682,918,353</b>	<b>513,309,820</b>	<b>2,203,135,188</b>
Change in allocations/Transfers																
<b>Ending Balance</b>	<b>319,165</b>	<b>0</b>	<b>0</b>	<b>0</b>	<b>22,345,025</b>	<b>22,664,190</b>	<b>0</b>	<b>22,710,093</b>	<b>420,033</b>	<b>0</b>	<b>0</b>	<b>0</b>	<b>22,999,775</b>	<b>23,419,808</b>	<b>0</b>	<b>16,512,793</b>

**U of M SUMMARY**

	Updated Estimates with Actual Carryforward F.Y. 2015					Approved Budget F.Y. 2016										
	O & M	Tuition	State Special	I C R	Central Reserves	Total	Support Unit Pools	Budgeted Allocations	O & M	Tuition	State Special	I C R	Central Reserves	Total	Support Unit Pools	Budgeted Allocations
<b>ANNUAL RESOURCES</b>																
<b>State Legislative Appropriations</b>																
General Appropriation	529,511,000	0	0	0	0	529,511,000	0	529,511,000	559,111,000	0	0	0	0	559,111,000	0	559,111,000
MinnesotaCare	0	0	2,157,000	0	0	2,157,000	0	2,157,000	0	2,157,000	0	0	0	2,157,000	0	2,157,000
Cigarette Tax	0	0	22,250,000	0	0	22,250,000	0	22,250,000	0	22,250,000	0	0	0	22,250,000	0	22,250,000
Miscellaneous Special	0	0	11,891,000	0	0	11,891,000	0	11,891,000	0	7,991,000	0	0	0	7,991,000	0	7,991,000
Agriculture Special	0	0	42,922,000	0	0	42,922,000	0	42,922,000	0	42,922,000	0	0	0	42,922,000	0	42,922,000
Health Sciences Special	0	0	9,354,000	0	0	9,354,000	0	9,354,000	0	9,204,000	0	0	0	9,204,000	0	9,204,000
Technology Special	0	0	1,140,000	0	0	1,140,000	0	1,140,000	0	1,140,000	0	0	0	1,140,000	0	1,140,000
System Special	0	0	5,181,000	0	0	5,181,000	0	5,181,000	0	5,181,000	0	0	0	5,181,000	0	5,181,000
Subtotal - State Appropriations	529,511,000	0	94,895,000	0	0	624,406,000	0	624,406,000	559,111,000	0	90,845,000	0	0	649,956,000	0	649,956,000
<b>Tuition</b>																
Tuition/U Fee - Twin Cities	0	698,294,377	0	0	0	698,294,377	0	698,294,377	0	711,453,971	0	0	0	711,453,971	0	711,453,971
Tuition/U Fee - Duluth	0	110,305,774	0	0	0	110,305,774	0	110,305,774	0	111,817,875	0	0	0	111,817,875	0	111,817,875
Tuition/U Fee - Morris	0	16,848,000	0	0	0	16,848,000	0	16,848,000	0	17,089,437	0	0	0	17,089,437	0	17,089,437
Tuition/U Fee - Rochester	0	6,267,357	0	0	0	6,267,357	0	6,267,357	0	6,304,734	0	0	0	6,304,734	0	6,304,734
Tuition/U Fee - Crookston	0	16,298,419	0	0	0	16,298,419	0	16,298,419	0	16,491,441	0	0	0	16,491,441	0	16,491,441
Subtotal - Tuition/U Fee	0	848,013,927	0	0	0	848,013,927	0	848,013,927	0	863,157,458	0	0	0	863,157,458	0	863,157,458
Tuition Adjustment	0	1,212,252	0	0	0	1,212,252	0	1,212,252	0	0	0	0	0	0	0	0
Application/Bursar Fees	3,600,000	0	0	0	0	3,600,000	0	3,600,000	3,600,000	0	0	0	0	3,600,000	0	3,600,000
Subtotal - Tuition and Fees	3,600,000	1,212,252	0	0	0	4,812,252	0	4,812,252	3,600,000	0	0	0	0	3,600,000	0	3,600,000
<b>Indirect Cost Recovery</b>																
0	0	0	0	137,517,348	0	137,517,348	0	137,517,348	0	0	0	133,015,763	0	133,015,763	0	133,015,763
<b>Investment Income (net)</b>																
Gross Investment Income	0	0	0	0	17,875,000	17,875,000	0	17,875,000	0	0	0	0	18,075,000	18,075,000	0	18,075,000
Realized Capital Gains/Loss	0	0	0	0	175,000	175,000	0	175,000	0	0	0	0	(1,525,000)	(1,525,000)	0	(1,525,000)
Fees & Operating Deduction	0	0	0	0	(2,450,250)	(2,450,250)	0	(2,450,250)	0	0	0	0	(2,775,250)	(2,775,250)	0	(2,775,250)
Inv. Income - To Participants	0	0	0	0	(130,000)	(130,000)	0	(130,000)	0	0	0	0	(130,000)	(130,000)	0	(130,000)
Subtotal - Investment Income (net)	0	0	0	0	15,469,750	15,469,750	0	15,469,750	0	0	0	0	13,644,750	13,644,750	0	13,644,750
<b>Other</b>																
Internal Cost Pool Receipts	0	0	0	0	0	0	500,981,492	500,981,492	0	0	0	0	0	0	513,309,820	513,309,820
Enterprise Assessment	17,750,000	0	0	0	0	17,750,000	0	17,750,000	19,800,000	0	0	0	0	19,800,000	0	19,800,000
Other Income	0	0	0	0	0	0	0	0	500,000	0	0	0	0	500,000	0	500,000
Subtotal - Other	17,750,000	0	0	0	0	17,750,000	500,981,492	518,731,492	20,300,000	0	0	0	0	20,300,000	513,309,820	533,609,820
Annual Revenue	550,861,000	849,226,179	94,895,000	137,517,348	15,469,750	1,647,969,277	500,981,492	2,148,950,769	583,011,000	863,157,458	90,845,000	133,015,763	13,644,750	1,683,673,971	513,309,820	2,196,983,791
<b>Net Interfund Transfers</b>																
Into O&M from Central Reserves	9,400,000	0	0	0	(9,400,000)	0	0	0	5,732,000	0	0	0	(5,732,000)	0	0	0
0	0	0	0	0	0	0	0	0	0	0	0	0	0	0	0	0
Subtotal - Net Transfers	9,400,000	0	0	0	(9,400,000)	0	0	0	5,732,000	0	0	0	(5,732,000)	0	0	0

	Updated Estimates with Actual Carryforward F.Y. 2015						Approved Budget F.Y. 2016									
	O & M	Tuition	State Special	I C R	Central Reserves	Total	Support Unit Pools	Budgeted Allocations	O & M	Tuition	State Special	I C R	Central Reserves	Total	Support Unit Pools	Budgeted Allocations
<b>ALLOCATIONS</b>																
<b>Board of Regents</b>																
<b>President's Office</b>	399,919	0	0	0	90,000	449,919	879,537	969,537	0	0	0	0	90,000	90,000	885,537	975,537
<b>General Counsel</b>	0	0	0	0	50,000	50,000	5,938,629	6,388,548	399,919	0	0	0	50,000	449,919	6,013,629	6,463,548
<b>Audits</b>	0	0	0	0	0	0	5,214,341	5,214,341	0	0	0	0	0	0	5,285,341	5,285,341
<b>Chief Financial Officer</b>	0	0	0	0	0	0	1,942,434	1,942,434	0	0	0	0	0	0	1,962,434	1,962,434
<b>Budget and Finance</b>	0	0	0	0	0	0	12,981,562	12,981,562	0	0	0	0	0	0	13,682,290	13,682,290
<b>Controller</b>	0	0	0	0	0	0	11,148,988	11,148,988	0	0	0	0	0	0	11,078,988	11,078,988
<b>Total - Chief Financial Officer</b>	0	0	0	0	0	0	24,130,550	24,130,550	0	0	0	0	0	0	24,761,278	24,761,278
<b>University Services</b>	0	0	0	0	0	0	5,297,717	5,297,717	0	0	0	0	0	0	5,822,371	5,822,371
<b>University Services - VP</b>	0	0	0	0	0	0	142,814,360	143,814,360	0	0	0	0	0	0	146,908,654	147,908,654
<b>Facilities Management</b>	0	0	0	0	0	0	1,828,298	1,828,298	0	0	0	0	0	0	1,751,780	1,751,780
<b>Capital Planning/Project Mgmt</b>	0	0	0	0	0	0	5,035,462	5,035,462	0	0	0	0	0	0	6,488,395	6,488,395
<b>University Health &amp; Safety</b>	0	0	0	0	0	0	10,065,389	10,065,389	0	0	0	0	0	0	9,871,285	9,871,285
<b>Public Safety</b>	0	0	0	0	0	0	2,546,583	2,546,583	239,260	0	0	0	0	239,260	2,565,583	2,804,843
<b>Auxiliary Services</b>	99,191	0	0	0	0	99,191	167,587,809	168,687,000	239,260	0	0	0	0	239,260	173,408,068	174,647,328
<b>Total - University Services</b>	99,191	0	0	0	0	99,191	167,587,809	168,687,000	239,260	0	0	0	0	239,260	173,408,068	174,647,328
<b>Debt Service</b>	8,061,736	0	0	0	0	8,061,736	33,655,594	41,717,330	11,824,141	0	0	0	0	11,824,141	32,641,320	44,465,461
<b>Human Resources</b>	0	0	0	0	0	0	6,672,678	6,672,678	0	0	0	0	0	0	6,938,793	6,938,793
<b>Information Technology</b>	0	0	0	0	0	0	62,901,883	62,901,883	0	0	0	0	0	0	65,766,880	65,766,880
<b>University Relations</b>	3,420,000	0	0	0	0	3,420,000	6,109,532	9,529,532	0	0	0	0	0	0	4,768,000	9,194,477
<b>Sr. VP System Administration</b>	0	0	0	45,903	0	45,903	0	45,903	0	0	0	31,778	0	31,778	0	31,778
<b>Athletics</b>	6,919,096	0	0	0	0	6,919,096	0	6,919,096	7,055,984	0	0	0	0	7,055,984	0	7,055,984
<b>Research</b>	16,593,061	0	703,683	5,196,000	0	22,492,744	42,084,828	17,835,803	0	0	703,683	4,895,000	0	23,434,486	21,590,584	45,025,070
<b>Sr. VP Academic Affairs</b>	9,638,307	0	985,497	22,705	0	10,646,509	22,175,447	11,332,391	0	0	985,497	23,159	0	12,341,047	12,597,334	24,938,381
<b>Sr. Vice President / Provost</b>	3,098,627	1,068,813	0	0	0	4,167,440	67,952,291	3,071,258	1,093,765	0	0	0	0	4,165,023	68,420,119	72,585,142
<b>Undergraduate Education</b>	1,120,500	0	0	0	0	1,120,500	11,055,939	1,120,500	0	0	0	0	0	1,120,500	11,178,939	12,299,439
<b>Equity &amp; Diversity</b>	356,466	136,651	0	65,000	0	558,117	4,649,487	358,863	140,477	0	0	59,799	0	559,139	4,786,487	5,345,626
<b>Global Prog Strategy Alliance</b>	0	417,819	0	0	0	417,819	13,838,314	0	423,200	0	0	0	0	423,200	13,733,495	14,156,695
<b>Graduate School</b>	1,786,583	0	0	76,364	0	1,862,947	4,187,798	2,374,089	0	0	0	38,182	0	2,412,271	3,869,182	6,281,453
<b>Student Affairs</b>	0	0	0	0	0	0	37,697,942	37,719,414	18,257,101	0	0	0	0	27,000	38,842,392	38,869,392
<b>University Libraries</b>	16,000,483	1,623,283	985,497	185,541	0	18,794,804	169,287,694	18,257,101	1,657,442	985,497	148,140	0	0	21,048,180	153,427,948	174,476,128
<b>Total - Sr. Vice President</b>	16,000,483	1,623,283	985,497	185,541	0	18,794,804	169,287,694	18,257,101	1,657,442	985,497	148,140	0	0	21,048,180	153,427,948	174,476,128
<b>Provost</b>	19,668,057	61,750,856	987,657	5,596,155	0	88,000,725	88,000,725	20,598,279	61,118,439	987,657	5,596,155	0	0	88,300,530	0	88,300,530
<b>Education &amp; Human Dev.</b>	5,809,657	73,459,756	806,526	159,704	0	80,235,643	80,235,643	6,639,077	76,333,457	806,526	131,600	0	0	83,910,660	0	83,910,660
<b>Carlson School of Management</b>	7,073,168	7,177,544	91,942	783,289	0	15,125,943	7,506,056	5,925,702	7,506,056	91,942	934,309	0	0	14,458,009	0	14,458,009
<b>Humphrey Inst. of Public Affairs</b>	6,314,522	32,033,131	0	124,079	0	38,471,732	38,471,732	7,503,503	33,028,375	0	126,560	0	0	40,658,438	0	40,658,438
<b>Law School</b>	7,831,291	17,487,520	451,444	169,325	0	25,939,580	25,939,580	7,080,285	17,903,783	451,444	167,703	0	0	25,603,215	0	25,603,215
<b>Design</b>	32,346,623	27,316,561	21,993,054	6,565,263	0	88,221,501	88,221,501	32,886,335	27,980,574	21,993,054	6,500,000	0	0	89,359,963	0	89,359,963
<b>Food, Ag, Nat. Res. Sciences</b>	3,354,149	0	2,107,329	0	0	5,461,478	5,461,478	3,318,087	0	2,107,329	0	0	0	5,425,416	0	5,425,416
<b>Ag Experiment Station</b>	11,303,221	13,686,976	15,835,736	1,280,000	0	28,418,957	28,418,957	11,197,566	0	15,835,736	1,700,000	0	0	28,733,302	0	28,733,302
<b>MIN Extension Service</b>	6,540,943	0	0	3,008	0	20,230,927	20,230,927	6,217,995	13,698,064	0	0	0	0	19,916,059	0	19,916,059
<b>Continuing Education</b>	22,451,849	23,149,571	359,801	5,582,128	0	51,543,349	51,543,349	52,798,520	176,154,925	359,801	5,693,771	0	0	53,327,260	0	53,327,260
<b>Biological Sciences</b>	57,872,329	174,768,125	0	2,867,180	0	231,307,634	231,307,634	52,798,520	176,154,925	0	2,700,000	0	0	231,650,745	0	231,650,745
<b>Liberal Arts</b>	57,085,050	119,702,728	1,140,000	29,646,798	0	207,574,576	207,574,576	56,883,834	122,812,800	1,140,000	30,239,734	0	0	211,076,368	0	211,076,368
<b>Science &amp; Engineering</b>	233,648,859	550,532,768	43,773,489	52,576,929	0	880,532,045	880,532,045	234,195,238	560,661,406	43,773,489	53,789,832	0	0	892,419,965	0	892,419,965
<b>Total - Provost</b>	19,668,057	61,750,856	987,657	5,596,155	0	88,000,725	88,000,725	20,598,279	61,118,439	987,657	5,596,155	0	0	88,300,530	0	88,300,530

Updated Estimates with Actual Carryforward  
F.Y. 2015

Approved Budget  
F.Y. 2016

	Central				Support				Central				Support			
	O & M	Tuition	State Special	I C R	Reserves	Total	Unit Pools	Budgeted Allocations	O & M	Tuition	State Special	I C R	Reserves	Total	Unit Pools	Budgeted Allocations
<b>Academic Health Center</b>																
Dentistry	13,779,482	22,600,000	244,000	1,500,000	0	38,123,482	0	38,123,482	13,593,567	23,836,402	244,000	1,400,000	0	39,073,969	11,841,531	39,073,969
Senior VP-Hlth Sciences	0	0	0	0	0	0	11,740,531	11,740,531	0	0	0	0	0	0	11,841,531	11,841,531
Academic Hlth Center - Shared	35,440,255	6,229,878	11,134,373	12,000,000	0	64,804,506	0	64,804,506	35,163,123	6,055,247	10,984,373	10,353,587	0	62,556,330	0	62,556,330
Medical School	74,440,611	45,383,540	17,670,644	44,855,688	0	182,350,383	0	182,350,383	89,539,769	45,843,973	17,670,644	41,574,170	0	194,628,556	0	194,628,556
Nursing	5,438,952	12,176,340	444,000	926,250	0	18,985,442	0	18,985,442	5,336,141	12,246,944	444,000	844,775	0	18,871,860	0	18,871,860
Pharmacy	4,019,493	22,996,012	1,444,000	3,086,320	0	31,545,825	0	31,545,825	3,934,781	23,610,359	1,444,000	3,148,047	0	32,137,187	0	32,137,187
Public Health	7,721,088	19,332,356	340,743	12,715,000	0	40,109,187	0	40,109,187	7,925,080	19,707,180	340,743	12,050,000	0	40,023,003	0	40,023,003
Veterinary Medicine	16,874,965	17,420,200	3,360,625	2,431,500	0	40,087,290	0	40,087,290	16,925,283	17,635,018	3,360,625	2,753,000	0	40,873,926	0	40,873,926
Total - Academic Health Center	157,714,746	146,138,326	34,638,385	77,514,658	0	416,006,115	11,740,531	427,746,646	172,417,744	149,135,123	34,488,385	72,123,579	0	428,164,831	11,841,531	440,006,362
<b>Duluth</b>																
Duluth	36,303,422	110,305,774	2,452,946	1,909,194	250,000	151,221,336	0	151,221,336	38,613,550	111,817,875	2,452,946	1,947,378	350,000	155,181,749	0	155,181,749
<b>Morris</b>																
Morris	19,502,982	16,848,000	0	54,915	0	36,405,897	0	36,405,897	20,038,851	17,089,437	0	56,014	0	37,184,302	0	37,184,302
<b>Crookston</b>																
Crookston	9,607,005	16,298,419	0	23,570	0	25,928,994	0	25,928,994	10,151,889	16,491,441	0	24,042	0	26,667,372	0	26,667,372
<b>Rochester</b>																
Rochester	7,383,605	6,287,357	450,000	10,638	0	14,111,600	0	14,111,600	7,484,101	6,304,734	450,000	0	0	14,218,835	0	14,218,835
<b>Contingencies and Reserves</b>																
General Contingency	0	0	0	0	1,000,000	1,000,000	0	1,000,000	0	0	0	0	1,000,000	1,000,000	0	1,000,000
Total - Contingencies & Reserves	0	0	0	0	1,000,000	1,000,000	0	1,000,000	0	0	0	0	1,000,000	1,000,000	0	1,000,000
<b>Special Allocations (TINA)</b>																
Reserve - Initiatives	2,653,341	0	0	0	0	2,653,341	0	2,653,341	2,043,663	0	0	0	0	2,043,663	0	2,043,663
Strategic Planning	1,200,000	0	0	0	0	1,200,000	0	1,200,000	8,801,000	0	0	0	0	8,801,000	0	8,801,000
MnDRIVE	16,610,543	0	0	0	0	16,610,543	0	16,610,543	12,492,208	0	0	0	0	12,492,208	0	12,492,208
08-09 Biennial Initiatives	1,211,855	0	0	0	0	1,211,855	0	1,211,855	667,524	0	0	0	0	667,524	0	667,524
Strategic Investment Pool	0	0	0	0	0	0	0	0	1,400,000	0	0	0	0	1,400,000	0	1,400,000
Graduate Assistant Support	3,600,000	0	0	0	0	3,600,000	0	3,600,000	3,600,000	0	0	0	0	3,600,000	0	3,600,000
Enterprise Project	15,712,818	0	0	0	0	15,712,818	0	15,712,818	17,762,818	0	0	0	0	17,762,818	0	17,762,818
Extension Severance/Bridge	260,000	0	0	0	0	260,000	0	260,000	260,000	0	0	0	0	260,000	0	260,000
Promise Scholarship	0	0	0	0	0	0	3,280,000	3,280,000	0	0	0	0	0	0	3,280,000	3,280,000
Interdisciplinary Pool	237,000	0	0	0	0	237,000	843,000	1,080,000	0	0	0	0	0	1,080,000	1,080,000	1,080,000
Utility Reserve	1,000,000	0	0	0	0	1,000,000	0	1,000,000	1,000,000	0	0	0	0	1,000,000	0	1,000,000
Holding Debt Balance	1,167,578	0	0	0	0	1,167,578	0	1,167,578	1,167,578	0	0	0	0	1,167,578	0	1,167,578
New Bldg Operations	584,487	0	0	0	0	584,487	0	584,487	584,487	0	0	0	0	584,487	0	584,487
Rochester/Mayo Appropriation	0	0	7,491,000	0	0	7,491,000	0	7,491,000	0	0	7,991,000	0	0	7,991,000	0	7,991,000
NR Investment Pool	369,273	0	4,400,000	0	0	4,769,273	0	4,769,273	369,273	0	0	0	0	369,273	0	369,273
Total - Special Allocations	44,806,895	0	11,891,000	0	0	56,697,895	4,123,000	60,820,895	50,148,551	0	7,991,000	0	0	58,139,551	4,360,000	62,499,551
<b>ALLOCATIONS</b>	<b>560,261,000</b>	<b>848,013,927</b>	<b>94,895,000</b>	<b>137,517,348</b>	<b>2,390,000</b>	<b>1,643,077,275</b>	<b>500,981,492</b>	<b>2,144,058,767</b>	<b>588,642,132</b>	<b>863,157,458</b>	<b>90,845,000</b>	<b>133,015,763</b>	<b>7,258,000</b>	<b>1,682,918,363</b>	<b>513,309,820</b>	<b>2,196,228,173</b>





**REGENTS OF THE UNIVERSITY OF MINNESOTA  
RESOLUTION RELATED TO**

**THE FISCAL YEAR 2015-16 ANNUAL OPERATING BUDGET**

**WHEREAS**, the University of Minnesota as the state's public, land grant university is charged with the responsibility to pursue knowledge and help apply that knowledge through research and discovery, teaching and learning, and outreach & public service; and

**WHEREAS**, the State of Minnesota, through its legislative and executive branches, has appropriated \$625,549,000 in state general fund monies for fiscal year 2015-16 to the University of Minnesota, which includes \$26,600,000 resulting from the 2015 legislative session, for the pursuit of its mission and in support of our goals and objectives; and

**WHEREAS**, the University of Minnesota is committed to achieving standards of national and international excellence; and

**WHEREAS**, the future of the University is premised on partnerships within the University community of faculty, staff and students, with the State of Minnesota, other educational institutions, business and industry, University alumni, local communities, and the citizens of Minnesota;

**NOW, THEREFORE, BE IT RESOLVED** that the Board of Regents hereby approves the University of Minnesota Fiscal Year 2015-16 Annual Operating Budget as follows:

The Fiscal Year 2015-16 Annual Operating Budget approved by the Board of Regents includes the following attachments from the President's Recommended FY16 Operating Budget:

- Attachment 1 – Resource and Expenditure Budget Plan (University Fiscal Page)
- Attachment 4 - University of Minnesota 2015-16 Tuition Plan: Tuition Rates
- Attachment 6 - University of Minnesota 2015-16 Tuition Plan: Course Fees
- Attachment 7 - University of Minnesota 2015-16 Tuition Plan: Misc. Term Fees
- Attachment 8 - University of Minnesota 2015-16 Tuition Plan: Academic Fees
- Attachment 9 - Student Services Fees
- Attachment 10 - Fund Forecast - Centrally Distributed and Attributed Funds



# BOARD OF REGENTS DOCKET ITEM SUMMARY

---

**Board of Regents**

**June 24, 2015**

**Agenda Item:** President's Recommended FY 2016 Annual Capital Improvement Budget

**Review**

**Review + Action**

**Action**

**Discussion**

*This is a report required by Board policy.*

**Presenters:** President Eric W. Kaler  
Vice President Pamela Wheelock  
Vice President/CFO Richard Pfutzenreuter

## **Purpose & Key Points**

The University adopts an Annual Capital Improvement Budget which authorizes projects to begin design and construction during the upcoming fiscal year. The Annual Capital Budget is reflective of the planning priorities established by the Six-Year Capital Improvement Plan approved by the Board of Regents Annually.

The 2016 Annual Capital Improvement Budget authorizes projects totaling \$130,945,000 to begin design or construction during the next fiscal year. The Capital Budget has been updated since the June 12, 2015 Board of Regents meeting to include a new veterinary isolation lab on the St. Paul campus and upgrades for the veterinary diagnostic lab in Willmar, Minnesota, both projects that received funding during the 2015 special session of the Minnesota Legislature.

## **Background Information**

The University requires that all capital projects spending more than \$500,000 on either design or construction be included in the Annual Capital Improvements budget. In order to be included in the Annual Capital Budget, the project must be approved by the respective Vice President or Chancellor, have completed an appropriate level of planning (typically a pre-design), have all the required funding identified, and be ready to proceed if approved by the Board of Regents. These requirements lead to better projects, but also exclude from the capital budget some important projects still in development. As these projects meet the Board's criteria, they will be presented as Capital Budget Amendments.

## **President's Recommendation**

The President recommends approval of the FY 2016 Capital Improvement Budget and reaffirmation of its prior year capital expenditure authorization.



**REGENTS OF THE UNIVERSITY OF MINNESOTA  
RESOLUTION RELATED TO  
FY 2016 CAPITAL IMPROVEMENT BUDGET**

**WHEREAS**, the Board of Regents (Board) directed the administration to annually submit a capital improvement budget and a six-year capital improvement plan; and

**WHEREAS**, the Board has adopted principles to guide the formulation of the capital improvement budget and six-year capital improvement plan; and

**WHEREAS**, the Board recognizes the importance of sustaining and improving the University's facilities in support of teaching, research, and outreach; and

**WHEREAS**, the administration has developed a capital planning framework designed to focus its capital planning efforts toward projects that support the University's institutional priorities within a financial strategy that is realistic; and

**WHEREAS**, the State of Minnesota has declared a state of emergency over avian flu and funded an expansion of the University of Minnesota poultry testing laboratory at Willmar to assist in fighting this threat;

**NOW, THEREFORE, BE IT RESOLVED**, that the Board of Regents approves the FY 2016 Capital Improvement Budget and reaffirms its prior year capital expenditure authorizations; and

**BE IT FURTHER RESOLVED**, that the Board authorizes the Poultry Testing Laboratory project to follow Board of Regents Policy: *Purchasing* Section II. Subd. 4. and other relevant University policies for emergency purchasing and procurement; and

**BE IT FURTHER RESOLVED**, that all approvals related to the Poultry Testing Laboratory project shall follow the emergency approvals process as defined by Board of Regents Policy: *Board Operations and Agenda Guidelines* Section II. Subd. 10.

# **FY2016 ANNUAL CAPITAL BUDGET**

University of Minnesota

---

## **Annual Capital Budget Definitions by Funding Source**

### **Local Funds**

These funds have been allocated to or generated by colleges and departments, including state appropriations, tuition, internal and external sales, and other unrestricted funds.

### **Grants / Gifts**

Grant and gift funds are provided to the University to support specific construction projects.

### **Institutional Funds**

This category of resources represents a broad array of funds from within the University including, but not limited to, funds allocated from the internal loan pool, central reserves, prior year balances, and funds budgeted annually for specific repair and replacement projects.

### **State Debt**

These funds are provided from State sold bond proceeds for use on legislatively authorized projects.

### **University Debt**

These funds come from the sale of bonds issued by the University. The source of the debt service payment varies by project

# UNIVERSITY OF MINNESOTA

Annual Capital Improvement Budget

## Project Funding Report

# UNIVERSITY OF MINNESOTA

## Funding Report

### Academic Affairs

File	Facility	Project Title	Total	Local Funds	Grants/ Gifts	Institutional Funds	State Debt	University Debt	Comments
<i>Academic Affairs</i>									
3271	Northrop	Organ Restoration and Re-installation	\$3,200	\$0	\$3,200	\$0	\$0	\$0	
<i>College of Food, Ag, and Natural Sciences</i>									
3239	WCROC	Dairy Barn Equipment Upgrades	\$513	\$0	\$513	\$0	\$0	\$0	
<i>College of Science and Engineering</i>									
3245	Mechanical Engineering	North Wing Lab Renovations	\$5,045	\$5,045	\$0	\$0	\$0	\$0	
<i>College of Veterinary Medicine</i>									
3274	New Facility	Willmar Poultry Testing Laboratory	\$8,529	\$0	\$0	\$0	\$8,529	\$0	FY15 State Bonding Bill
3224	New Facility	Veterinary Isolation Facility Replacement	\$29,500	\$2,500	\$0	\$0	\$18,000	\$9,000	FY15 State Bonding Bill
3226	Vet Med North	Preventative Medicine & Wellness Ctr	\$3,200	\$3,200	\$0	\$0	\$0	\$0	
3227	Animal Sci/Vet Med	3rd Floor Lab Renovation	\$1,197	\$1,197	\$0	\$0	\$0	\$0	
<i>Medical School</i>									
3275	New Facility	Health Sciences Facility Design	\$10,000	\$0	\$0	\$0	\$0	\$10,000	
			\$61,184	\$11,942	\$3,713	\$0	\$26,529	\$19,000	

# UNIVERSITY OF MINNESOTA

## Funding Report

### ***Athletics***

<b>File</b>	<b>Facility</b>	<b>Project Title</b>	<b>Total</b>	<b>Local Funds</b>	<b>Grants/ Gifts</b>	<b>Institutional Funds</b>	<b>State Debt</b>	<b>University Debt</b>	<b>Comments</b>
<i>Intercollegiate Athletics</i>									
3261	TC Campus	R&R - Athletics	\$1,350	\$1,350	\$0	\$0	\$0	\$0	
3257	Mariucci Arena	Locker Room Renovation	\$4,382	\$0	\$4,382	\$0	\$0	\$0	
			\$5,732	\$1,350	\$4,382	\$0	\$0	\$0	



# UNIVERSITY OF MINNESOTA

## Funding Report

### *Duluth Campus*

<b>File</b>	<b>Facility</b>	<b>Project Title</b>	<b>Total</b>	<b>Local Funds</b>	<b>Grants/ Gifts</b>	<b>Institutional Funds</b>	<b>State Debt</b>	<b>University Debt</b>	<b>Comments</b>
<i>Academic Affairs</i>									
3251	Cina Hall	Remodel First Floor	\$1,500	\$1,500	\$0	\$0	\$0	\$0	
<i>Auxiliary Services</i>									
3253	Res Hall Dining Center	Renovate Food Service Area	\$2,500	\$2,500	\$0	\$0	\$0	\$0	Amendment
3249	UMD Campus	R&R - Student Life	\$1,650	\$1,650	\$0	\$0	\$0	\$0	
<i>Facilities Management</i>									
3250	UMD Campus	R&R - Facilities Management	\$3,000	\$3,000	\$0	\$0	\$0	\$0	
3254	Research Lab Bldg	Restore Oregon Creek	\$600	\$0	\$0	\$600	\$0	\$0	Insurance Claim Proceeds
<i>Intercollegiate Athletics</i>									
3252	Griggs Field	Replace Field Turf	\$1,000	\$1,000	\$0	\$0	\$0	\$0	
			\$10,250	\$9,650	\$0	\$600	\$0	\$0	

# UNIVERSITY OF MINNESOTA

## Funding Report

### **University Services**

<b>File</b>	<b>Facility</b>	<b>Project Title</b>	<b>Total</b>	<b>Local Funds</b>	<b>Grants/ Gifts</b>	<b>Institutional Funds</b>	<b>State Debt</b>	<b>University Debt</b>	<b>Comments</b>
<i>Facilities Management</i>									
3272	Food Operations	Programmatic Renovations	\$650	\$650	\$0	\$0	\$0	\$0	
3264	TC Campus	R&R - Twin Cities	\$9,966	\$9,966	\$0	\$0	\$0	\$0	
3265	TC Campus	R&R - Utility Infrastructure	\$7,537	\$7,537	\$0	\$0	\$0	\$0	
3266	TC Campus	R&R - Energy Conservation	\$2,900	\$900	\$0	\$2,000	\$0	\$0	
<i>Housing &amp; Residential Life</i>									
3231	TC Campus	R&R - Housing and Residential Life	\$21,023	\$21,023	\$0	\$0	\$0	\$0	
<i>Parking and Transportation Services</i>									
3235	TC Campus	R&R - Parking Infrastructure	\$3,533	\$3,533	\$0	\$0	\$0	\$0	
3236	TC Campus	Transportation Infrastructure	\$2,580	\$2,580	\$0	\$0	\$0	\$0	
3269	Lot C73 / ACC	Parking Lot Development	\$800	\$800	\$0	\$0	\$0	\$0	
<i>University Dining Services</i>									
3234	TC Campus	R&R - Dining Services	\$3,790	\$3,790	\$0	\$0	\$0	\$0	
<i>University Services Admin</i>									
3270	Donhowe	Work + Phase II	\$1,000	\$1,000	\$0	\$0	\$0	\$0	Amendment
			\$53,779	\$51,779	\$0	\$2,000	\$0	\$0	

# UNIVERSITY OF MINNESOTA

## Funding Report

### Report Summary

---

Total	Local Funds	Grants/ Gifts	Institutional Funds	State Debt	University Debt
\$130,945	\$74,721	\$8,095	\$2,600	\$26,529	\$19,000

# **FY2016 ANNUAL CAPITAL BUDGET**

University of Minnesota

---

## **Annual Capital Budget Definitions by Funding Source**

### **Local Funds**

These funds have been allocated to or generated by colleges and departments, including state appropriations, tuition, internal and external sales, and other unrestricted funds.

### **Grants / Gifts**

Grant and gift funds are provided to the University to support specific construction projects.

### **Institutional Funds**

This category of resources represents a broad array of funds from within the University including, but not limited to, funds allocated from the internal loan pool, central reserves, prior year balances, and funds budgeted annually for specific repair and replacement projects.

### **State Debt**

These funds are provided from State sold bond proceeds for use on legislatively authorized projects.

### **University Debt**

These funds come from the sale of bonds issued by the University. The source of the debt service payment varies by project

# UNIVERSITY OF MINNESOTA

Annual Capital Improvement Budget

---

## Project Description Report

*The following project information sheets, ordered by file number, provide brief descriptions of each project.*

# UNIVERSITY OF MINNESOTA

## Project Description Report

---

### 3224 Veterinary Isolation Facility Replacement

*Vice President:* Academic Affairs

*Campus:* Twin Cities

*Facility:* New Facility

*Total Cost:* \$29,500

*Description:* This project will create a biocontainment facility for the College of Veterinary Medicine to house and perform research with large animals and pathogenic agents. The initial program definition, which will be confirmed in predesign, has suggested a 38,500 gross square feet (GSF) facility comprised of biocontainment laboratories, large animal isolation space and a small animal vivarium. The existing Veterinary Isolation Buildings will be demolished following the construction of this building.

*RRC:* College of Veterinary Medicine

*RRC Contact:* Ames, T.

*Project Manager:* Nickel, P.

### 3226 Preventative Medicine & Wellness Ctr

*Vice President:* Academic Affairs

*Campus:* Twin Cities

*Facility:* Vet Med North

*Total Cost:* \$3,200

*Description:* This project will renovate 6500 sq ft of existing VMC space to support growth areas in Preventive Medicine and Urgent Care. The three main goals of this project are to 1) create a treatment room to support the preventive medicine program, 2) provide additional exam rooms and student rounds room dedicated for student learning, and 3) create a welcoming lobby environment that is comfortable and safe for humans and animals.

*RRC:* College of Veterinary Medicine

*RRC Contact:* Ames, T.

*Project Manager:* Nickel, P.

### 3227 3rd Floor Lab Renovation

*Vice President:* Academic Affairs

*Campus:* Twin Cities

*Facility:* Animal Sci/Vet Med

*Total Cost:* \$1,197

*Description:* This project will renovate 2,600 sq ft of research labs in AS/VM. The three main goals of this project are to 1) create a secure space that meets the accreditation needs of NIH and USDA (current lab spaces do not), 2) provide open and updated laboratory space, and 3) create space within the program that allows and encourages collaboration across multiple disciplines.

*RRC:* College of Veterinary Medicine

*RRC Contact:* Ames, T.

*Project Manager:* Nickel, P.

# UNIVERSITY OF MINNESOTA

## Project Description Report

---

### 3231 R&R - Housing and Residential Life

*Vice President:* University Services

*RRC:* Auxiliary Services

*Campus:* Twin Cities

*RRC Contact:* Scheich, L.

*Facility:* TC Campus

*Project Manager:* Various

*Total Cost:* \$21,023

*Description:* Funding authorized in this request will be used for facility and infrastructure improvements, and repair and replacement projects in the residence halls, apartments and family student housing units on the Twin Cities campus. Notable investments in facilities for FY16 include Centennial Hall for HVAC, Generator, and room reconfiguration and for Sanford Hall for bathroom renovations and generator upgrades.

### 3234 R&R - Dining Services

*Vice President:* University Services

*RRC:* Auxiliary Services

*Campus:* Twin Cities

*RRC Contact:* Scheich, L.

*Facility:* TC Campus

*Project Manager:* Various

*Total Cost:* \$3,790

*Description:* Funding authorized in this request will be used for facility and infrastructure improvements, and repair and replacement projects in food venues on the Twin Cities campus.

### 3235 R&R - Parking Infrastructure

*Vice President:* University Services

*RRC:* Auxiliary Services

*Campus:* Twin Cities

*RRC Contact:* Scheich, L.

*Facility:* TC Campus

*Project Manager:* Various

*Total Cost:* \$3,533

*Description:* Funding authorized in this request will be used for parking facility and infrastructure improvements and repair and replacement projects on the Twin Cities campus, including improvements to surface parking, structured parking, emergency generators, and elevators.



# UNIVERSITY OF MINNESOTA

## Project Description Report

---

### 3236 Transportation Infrastructure

*Vice President:* University Services

*Campus:* Twin Cities

*Facility:* TC Campus

*Total Cost:* \$2,580

*Description:* Funding authorized in this request will be used for transportation infrastructure improvements and and repair and replacement projects on the Twin Cities campus, including improvements to streets, sidewalks, bridges, building linkages, and safety systems.

*FFC:* Auxiliary Services

*FFC Contact:* Scheich, L.

*Project Manager:* Various

### 3239 Dairy Barn Equipment Upgrades

*Vice President:* Academic Affairs

*Campus:* WC ROC - Morris

*Facility:* WCROC

*Total Cost:* \$513

*Description:* This project will add renewable energy sources to the existing West Central Research and Outreach Center (WCROC) Dairy Facilities. Infrastructure enhancements will include solar thermal collectors, solar electric panels (54 kW nameplate generation capacity), and a small-scale wind turbine (20 kW nameplate generation capacity). The WCROC Dairy will be a dynamic model for clean energy production and use.

*FFC:* College of Food, Agriculture and Natural Sciences

*FFC Contact:* Buhr, B.

*Project Manager:* TBD

### 3245 North Wing Lab Renovations

*Vice President:* Academic Affairs

*Campus:* Twin Cities

*Facility:* Mechanical Engineering

*Total Cost:* \$5,045

*Description:* This project will renovate approximately 30,000 square feet of lab space in the North Wing of the Mechanical Engineering building. The project scope consists of: (1) upgrading and remodeling undergraduate teaching laboratories and student collaborative spaces on Levels 1-4 and (2) renovating research labs on levels 3 and 4.

*FFC:* College of Science and Engineering

*FFC Contact:* Crouch, S.

*Project Manager:* Dickie, T.

# UNIVERSITY OF MINNESOTA

## Project Description Report

---

### 3249 R&R - Student Life

*Vice President:* Duluth Campus

*Campus:* Duluth

*Facility:* UMD Campus

*Total Cost:* \$1,650

*Description:* Funding authorized in this request will be used for facility and infrastructure improvements, and repair and replacement projects in the residence halls, apartments and other student service facilities on the Duluth campus.

*RRC:* Duluth Campus

*RRC Contact:* Black, L.

*Project Manager:* Rashid, J.

### 3250 R&R - Facilities Management

*Vice President:* Duluth Campus

*Campus:* Duluth

*Facility:* UMD Campus

*Total Cost:* \$3,000

*Description:* Funding authorized in this request will be used for facility and infrastructure improvements, and repair and replacement projects on the Duluth campus.

*RRC:* Duluth Campus

*RRC Contact:* Black, L.

*Project Manager:* Rashid, J.

### 3251 Remodel First Floor

*Vice President:* Duluth Campus

*Campus:* Duluth

*Facility:* Cina Hall

*Total Cost:* \$1,500

*Description:* This project will renovate portions of the first floor of Cina Hall for the American Indian Learning Resource Center (AILRC).

*RRC:* Duluth Campus

*RRC Contact:* Black, L.

*Project Manager:* Rashid, J.

# UNIVERSITY OF MINNESOTA

## Project Description Report

---

### 3252 Replace Field Turf

*Vice President:* Duluth Campus

*Campus:* Duluth

*Facility:* Griggs Field

*Total Cost:* \$1,000

*Description:* This project will replace the turf on Griggs Field. Included in this is the removal of existing turf, regrading, shock layer, and replacement turf.

*FRC:* Duluth Campus

*FRC Contact:* Black, L.

*Project Manager:* Rashid, J.

### 3253 Renovate Food Service Area

*Vice President:* Duluth Campus

*Campus:* Duluth

*Facility:* Res Hall Dining Center

*Total Cost:* \$2,500

*Description:* This capital budget amendment increases the funding for the UMD Residence Hall Dining Center project by \$2,500 for a new project total of \$5,250. The scope of the project has been expanded to include enhanced servery space and equipment, as well as the redesign of the passageway and meeting rooms. The dollars in this amendment will allow redesign of the entire footprint of the facility.

*FRC:* Duluth Campus

*FRC Contact:* Black, L.

*Project Manager:* Rashid, J.

### 3254 Restore Oregon Creek

*Vice President:* Duluth Campus

*Campus:* Duluth

*Facility:* Research Lab Bldg

*Total Cost:* \$600

*Description:* This project will restore retaining walls along the Oregon Creek's banks at the UMD Research Laboratory Building site. These retaining walls were damaged during the flood event in June 2012. It is expected that insurance proceeds will cover the cost of this project.

*FRC:* Duluth Campus

*FRC Contact:* Black, L.

*Project Manager:* Rashid, J.

# UNIVERSITY OF MINNESOTA

## Project Description Report

---

### 3257 Locker Room Renovation

*Vice President:* Athletics

*Campus:* Twin Cities

*Facility:* Mariucci Arena

*Total Cost:* \$4,382

*Description:* This project will remodel the Men's Hockey Locker Room and team support areas to include new Locker Room, Training Room, Team Lounge and Film Room.

*FRC:* Intercollegiate Athletics

*FRC Contact:* Teague, N.

*Project Manager:* Dickie, T.

### 3261 R&R - Athletics

*Vice President:* Athletics

*Campus:* Twin Cities

*Facility:* TC Campus

*Total Cost:* \$1,350

*Description:* Funding authorized in this request will be used for facility and infrastructure improvements, and repair and replacement projects in athletics venues on the Twin Cities campus.

*FRC:* Intercollegiate Athletics

*FRC Contact:* Ellison, S.

*Project Manager:* Various

### 3264 R&R - Twin Cities

*Vice President:* University Services

*Campus:* Twin Cities

*Facility:* TC Campus

*Total Cost:* \$9,966

*Description:* Funding authorized in this request will be used for facility and infrastructure improvements, and repair and replacement projects on the Twin Cities campus.

*FRC:* Facilities Management

*FRC Contact:* Berthelsen, M.

*Project Manager:* Various

# UNIVERSITY OF MINNESOTA

## Project Description Report

---

### 3265 R&R - Utility Infrastructure

*Vice President:* University Services

*Campus:* Twin Cities

*Facility:* TC Campus

*Total Cost:* \$7,537

*Description:* Funding authorized in this request will be used for utility infrastructure improvements, and repair and replacement projects on the Twin Cities campus.

*RRC:* Facilities Management

*RRC Contact:* Berthelsen, M.

*Project Manager:* Various

### 3266 R&R - Energy Conservation

*Vice President:* University Services

*Campus:* Twin Cities

*Facility:* TC Campus

*Total Cost:* \$2,900

*Description:* Funding authorized in this request will be used on the Twin Cities campus to enhance the energy efficiency of the buildings and infrastructure on the Twin Cities campus.

*RRC:* Facilities Management

*RRC Contact:* Berthelsen, M.

*Project Manager:* Various

### 3269 Parking Lot Development

*Vice President:* University Services

*Campus:* Twin Cities

*Facility:* Lot C73 / ACC

*Total Cost:* \$800

*Description:* Funding authorized in this request will be used to develop surface parking on the Ambulatory Care Center site.

*RRC:* Auxiliary Services

*RRC Contact:* Scheich, L.

*Project Manager:* Johnson, R.

# UNIVERSITY OF MINNESOTA

## Project Description Report

---

### 3270 Work + Phase II

*Vice President:* University Services

*Campus:* Twin Cities

*Facility:* Donhowe

*Total Cost:* \$1,000

*Description:* This project will extend the Alternative Workspace pilot program recently completed on the ground floor of the Donhowe Building through the remainder of the building. This project was originally approved with the FY15 capital budget for a total of \$2.9M. This amendment will bring the total of the project to \$3.9M.

*FFRC:* University Services

*FFRC Contact:* Wheelock, P.

*Project Manager:* Ross, K.

### 3271 Organ Restoration and Re-installation

*Vice President:* Academic Affairs

*Campus:* Twin Cities

*Facility:* Northrop

*Total Cost:* \$3,200

*Description:* This project will restore and re-install the organ back into the renovated Northrop Auditorium.

*FFRC:* Academic Affairs and Provost

*FFRC Contact:* Tschida, C.

*Project Manager:* Wegner, R.

### 3272 Programmatic Renovations

*Vice President:* University Services

*Campus:* Twin Cities

*Facility:* Food Operations

*Total Cost:* \$650

*Description:* This project will reconfigure the Sign shop space to improve work flow. Upgrade the HVAC system and exterior envelope to provide for better control of space environmental conditions in the building which will improve equipment operation and product quality. Project will also remove building features and infrastructure remaining from the original Food Ops building construction that limit the current use of the building as an office and warehouse.

*FFRC:* Facilities Management

*FFRC Contact:* Berthelsen, M.

*Project Manager:* Dehaan, C.

# UNIVERSITY OF MINNESOTA

## Project Description Report

---

### 3274 Willmar Poultry Testing Laboratory

*Vice President:* Academic Affairs

*RRC:* College of Veterinary Medicine

*Campus:* Minnesota Poultry Testing Lab

*RRC Contact:* Ames, T.

*Facility:* New Facility

*Project Manager:* TBD

*Total Cost:* \$8,529

*Description:* This project will design, construct, furnish, and equip the expansion and renovation of the Minnesota Poultry Testing Laboratory in Willmar. Facility upgrades will substantially improve the laboratory's efficiency and ability to meet testing requirements, respond to avian influenza and other diseases of poultry, and more effectively serve its client base.

### 3275 Health Sciences Facility Design

*Vice President:* Academic Affairs

*RRC:* Medical School

*Campus:* Twin Cities

*RRC Contact:* Jackson, B.

*Facility:* New Facility

*Project Manager:* TBD

*Total Cost:* \$10,000

*Description:* This project will advance work on two health sciences projects. Funds will be used to a) plan a new clinical research, education and patient care facility and to b) pre-design and advance design on renovated and expanded health sciences education facilities.