

MINNESOTA Golden Gopher BASKETBALL



University of Minnesota Men's Athletics, Media Relations Office ♦ www.gophersports.com

phone: 612.625.4090 ♦ fax: 612.625.0359

Bill Crumley, Director of Media Relations
612/625-4090

MINNESOTA (17-13) vs. VILLANOVA (18-12) Wednesday, March 14 • 8:30 p.m. (Central) Williams Arena (14,625) • Minneapolis, Minn.

TV: Live on ESPN2, Ron Franklin (play-by-play); Jon Albright (analyst)

RADIO: Live on WCCO-AM (830) - Ray Christensen (play-by-play)

INTERNET: Live on www.gophersports.com - Ray Christensen (play-by-play)

THE SERIES VS. VILLANOVA: Minnesota unofficially leads the series with Villanova 2-1 (the two wins in 1994 and 1997 have been vacated by NCAA action). All three meetings between the two teams have been on neutral courts (one was at the Target Center in Minneapolis in 1997). The first meeting between the two teams was in 1963 when the Wildcats prevailed 77-73 in the championship of the Holiday Festival Tournament in New York City. The two NCAA vacated wins (they are not forfeits) were at the 1994 Great Alaska Shootout (85-64) and in the BCA Classic in 1997 (68-55).

LAST TIME VS. VILLANOVA (Nov. 14, 1997): The last time the two teams met (unofficially) was in the season opener for both teams in 1997 in the Black Coaches Association Classic at the Target Center in Minneapolis. Minnesota jumped out to an early 39-16 lead and never looked back, winning 68-55 in front of 12,121 fans. The Maroon and Gold had four players in double figures with Sam Jacobson leading the way with 13 points. Kevin Clark added 12, Miles Tarver had 11 points and 10 rebounds and Quincy Lewis tallied 10 points. Minnesota forced 20 turnovers and had 12 steals, holding Villanova to 23 percent shooting in the first half. The last official game vs. Villanova was on Dec. 30, 1963 in the finals of the Holiday Festival Tournament in Madison Square Garden. Villanova prevailed 77-73 in front of 14,894 fans. Minnesota was led by Lou Hudson, who tallied 26 points. Bill Davis scored 12 points and had nine rebounds and Archie Clark tallied 11 points. Villanova won the game at the line, outscoring Minnesota 17 to nine at the charity stripe.

THE COACHES: Golden Gopher Head Coach **Dan Monson** is in his second season in Gold Country with a career record of 81-46 (.640), including a 29-29 (.500) mark in his first two seasons at the University of Minnesota. Monson guided Gonzaga to the 1999 NCAA Elite Eight and spent a total of 11 seasons at the school as an assistant, associate head and head coach before coming to Minnesota. Villanova Head Coach **Steve Lappas** is in his ninth season as the head coach of the Wildcats. He has a coaching record of 174-109 (.615) at Villanova entering Wednesday's game. His all-time record in 13 seasons is 230-171 (.573). Lappas is a 1977 graduate of the City College of New York.

THE STARTERS (2000-01 Avg. Pts, Rebs., Assts. in parenthesis) - subject to change

Villanova Wildcats	Pos.	Minnesota Golden Gophers
Ricky Wright, 6-7, So, East Chicago Ind. (8.0, 4.1, 0.7)	F	Shane Schilling, So, Minnetonka, Minn. (8.4, 2.8, 1.6)
Gary Buchanan, 6-3, So, St. Louis, Mo. (13.3, 4.8, 3.4)	F	Dusty Rychar, Jr, Grand Rapids, Minn. (14.5, 7.7, 1.5)
Michael Bradley 6-10, Jr, Worcester, Mass. (21.4, 10.1, 2.8)	C	Travarus Bennett, Jr, Rosedale, Miss. (4.4, 3.7, 0.9)
Jermaine Medley, 6-0, Sr, Wilmington, Del. (10.4, 1.8, 3.4)	G	Terrance Simmons, Sr, Haughton, La. (13.7, 2.9, 3.9)
Derrick Snowden, 6-0, Fr, Baltimore, Md. (4.0, 1.3, 1.9)	G	Kevin Burleson, So, Seattle, Wash. (5.9, 1.6, 2.5)

STATISTICAL COMPARISONS

Team	Pts	Opp.	Margin	Reb.	Margin	FG%	Opp. FG%	3 Pt%	FT%
Villanova	76.6	74.5	+2.1	36.8	+3.4	.497	.428	.325	.678
Minnesota	72.2	71.2	+1.0	34.8	-2.3	.430	.426	.380	.699

Minnesota Schedule/Results

Nov. 7	Team Concept (ex).....	W 96-56
Nov. 11	Yugoslavian Selects (ex)....	W 91-55
Nov. 17	UNC-Greensboro	W 81-61
Nov. 19	Georgia#	W 77-74
Nov. 24-26	at Hawaii Pacific Tourney	
Nov. 24	vs. Hawaii Pacific.....	W 86-75
Nov. 25	vs. TCU.....	W 107-99
Nov. 26	vs. Georgetown.....	L 76-60
Nov. 29	@ Florida State ^ #.....	W 76-71
Dec. 4	Morris Brown#	W 64-53
Dec. 7	@ Marquette#	W 61-59 (ot)
Dec. 9	Bethune Cookman#.....	W 93-70
Dec. 12	Louisiana Tech#.....	W 69-53
Dec. 22	Dartmouth#	W 81-62
Dec. 28	Nebraska#.....	W 74-70 (ot)
Dec. 30	Centenary#	W 93-59
Jan. 3	@ Illinois#.....	L 80-64
Jan. 6	Wisconsin#.....	W 54-49
Jan. 13	@ Ohio State\$	L 75-72
Jan. 17	Purdue#	W 70-67
Jan. 20	Indiana\$.....	W 78-74 (ot)
Jan. 24	Iowa#	L 87-74
Jan. 27	@ Purdue#	L 83-68
Jan. 31	@ Iowa#.....	L 64-55
Feb. 3	Ohio State#	L 73-66
Feb. 6	@ Northwestern%	W 66-59
Feb. 10	Michigan State#	L 94-83
Feb. 14	Penn State#.....	L 82-62
Feb. 17	@ Michigan\$.....	W 93-75
Feb. 21	@ Wisconsin#	L 64-54
Feb. 28	@ Indiana#	L 89-53
March 4	Illinois*	L 67-59
March 8-11	Big Ten Tournament.....	
March 8	Purdue%.....	L 91-77
March 14	NIT vs. Villanova%.....	8:30 p.m.

All game times are Central and subject to change
TV KEY
#-Midwest Sports Channel (ESPN Local/Regional)
%-ESPN2
*-CBS
\$-Channel 5 (ESPN Regional)
^ -Big Ten/ACC Challenge

ON THIS DATE... March 14, 1982

In an NCAA first round game in Indianapolis, Ind., Minnesota defeated Tennessee-Chattanooga 62-61 to advance to the "Sweet 16." The Golden Gophers were led by Trent Tucker, who tallied 20 points. Randy Breuer added 17 points and nine rebounds, while Daryl Mitchell scored 16 points. Minnesota hit 12-of-19 free throws compared to 5-of-7 for Chattanooga. Both teams shot over 50 percent from the field (56 percent for Chattanooga, 51 for Minnesota).

MINNESOTA GOLDEN GOPHER BASKETBALL

MINNESOTA'S LAST GAME: Minnesota had its worst defensive performance of the year, giving up 91 points in a 91-77 loss to Purdue in the first round of the Big Ten Tournament last Thursday. Purdue shot a scorching 64 percent from the field and 64 percent from three-point range. The Boilermakers held Minnesota to 39 percent shooting in both categories.

THE WILDCATS' LAST GAME: Villanova enters the NIT after narrowly missing the NCAA Tournament. The Wildcats were eliminated from the Big East Tournament in the second round by eventual champion Boston College, 93-79. Villanova shot 48 percent from the field, but was held to five three-pointers, while BC hit 10 treys in an equal number of attempts (24). Boston College also forced 19 turnovers and outscored Villanova 28-12 in points off turnovers. Ricky Wright led Villanova with 21 points.

COMMON OPPONENTS: Minnesota and Villanova have had two common opponents this year. Minnesota defeated Georgia 77-74 at Williams Arena on Nov. 19, 2000. Villanova dropped a 91-80 decision at Georgia on Dec. 28, 2000. Minnesota was beaten 76-60 by Georgetown in the championship of the Hawaii-Pacific Holiday Classic on Nov. 26, 2000. Villanova upset Georgetown on the road, 59-56, on Feb. 12, 2001.

MINNESOTA VS. THE BIG EAST: Minnesota is 23-22 all-time vs. teams from the Big East Conference. That mark rises to 14-8 for games played at Williams Arena. The last Big East team to visit Williams Arena was Seton Hall in 1998. The Pirates suffered a 77-70 setback at the hands of the Golden Gophers. The last Big East team to win a game at Williams Arena was Notre Dame on Dec. 1, 1969, when the Irish prevailed 84-75 (prior to formation of the Big East). Minnesota lost its only meeting with a Big East team this year, 76-60, to Georgetown.

MINNESOTA IN THE NIT: Minnesota has an 18-4 (unofficial due to NCAA vacated games) record in NIT postseason games, including a 9-2 mark for games in Minneapolis and a 6-2 mark at Williams Arena. The Golden Gophers have made it to three NIT championship games, winning two of them. Minnesota lost in its first appearance in the championship game, 58-55 to Virginia as future NBA players 7-2 Randy Breuer and 7-4 Ralph Sampson squared off. Hall of Famer Kevin McHale was the captain and leading scorer and rebounder of that Minnesota team. In 1993, Voshon Lenard's MVP performance led Minnesota to a 62-61 win over Georgetown. Minnesota won it all again in 1998 when Kevin Clark scored 30 points and 28 points in the two games at the

"Garden" to garner MVP honors as Minnesota beat Penn State 79-72 in an All-Big Ten final.

FANS COME OUT FOR NIT: Minnesota fans have an excellent track record for attendance at NIT games over the years. The biggest crowd for an NIT game at Williams Arena was in 1980 when 15,586 showed up for a game with Mississippi. In 1998, Minnesota had crowds of 8,058 vs. Colorado State, 14,045 vs. UAB and 11,842 vs. Marquette as they ran the table. In 1993, Williams Arena was unavailable due to renovation so the team played two games at the Target Center. They drew 11,944 for the Florida game and followed that with 18,254 vs. Oklahoma. In the final game in Minneapolis that year they attracted a sell-out crowd of 15,393 to the Met Center in Bloomington.

A LIVING LEGEND: The broadcasting career of Ray Christensen is approaching the end. Christensen's voice is synonymous with Minnesota football and basketball games. He is stepping down this year following the basketball season after 50 years as a broadcaster for the U of M. Christensen started broadcasting Golden Gopher football in 1950 and has broadcast 511 football games over that span. He began calling Gopher basketball games in 1956 and has broadcast 1,308 games heading into the NIT. Christensen was awarded the Chris Schenke Award last fall, as the outstanding local broadcaster in the nation.

BOMBS AWAY: The Golden Gophers have been forced to run a spread offense and live and die by the three-pointers since the season-ending injuries to Michael Bauer and John-Blair Bickerstaff in the front court. The high-risk offense utilizes as many as four guards, but limits second chance opportunities.

Minnesota's Starting Lineups

Game	Result	Guard	Guard	C/F	Forward	Forward
UNCG	W 81-61	Simmons	Schilling	Wildenborg	Bauer	Bickerstaff
Georgia	W 77-74	Simmons	Schilling	Wildenborg	Bauer	Bickerstaff
@ Hawaii Pacific	W 86-75	Simmons	Schilling	Rychart	Bauer	Bickerstaff
vs. TCU	W 107-99	Simmons	Schilling	Wildenborg	Rychart	Bickerstaff
vs. Georgetown	L 76-60	Simmons	Schilling	Wildenborg	Rychart	Bickerstaff
@ Florida State	W 76-71	Simmons	Schilling	Wildenborg	Rychart	Bickerstaff
Morris Brown	W 64-53	Simmons	Fleming	Rychart	Bauer	Bickerstaff
@ Marquette	W 61-59 (ot)	Simmons	Schilling	Wildenborg	Rychart	Bickerstaff
Behne Cookman	W 93-70	Simmons	Schilling	Rychart	Bauer	Bickerstaff
Louisiana Tech	W 69-53	Simmons	Schilling	Wildenborg	Rychart	Bickerstaff
Dartmouth	W 81-62	Simmons	Schilling	Rychart	Bauer	Bickerstaff
Nebraska	W 74-70 (ot)	Simmons	Schilling	Wildenborg	Rychart	Bickerstaff
Centenary	W 93-59	Simmons	Schilling	Rychart	Bauer	Bickerstaff
@ Illinois	L 80-64	Simmons	Schilling	Rychart	Bauer	Bickerstaff
Wisconsin	W 54-49	Simmons	Schilling	Rychart	Bauer	Bickerstaff
@ Ohio State	L 75-72	Simmons	Schilling	Rychart	Bauer	Bickerstaff
Purdue	W 70-67	Simmons	Schilling	Rychart	Bauer	Bickerstaff
Indiana	W 78-74 (ot)	Simmons	Schilling	Wildenborg	Rychart	Bickerstaff
Iowa	L 87-74	Simmons	Schilling	Rychart	Bauer	Bickerstaff
@ Purdue	L 83-68	Simmons	Schilling	Rychart	Bauer	Bickerstaff
@ Iowa	L 64-55	Simmons	Schilling	Wildenborg	Rychart	Bickerstaff
Ohio State	L 73-66	Simmons	Schilling	Wildenborg	Rychart	Bickerstaff
@ Northwestern	W 66-59	Simmons	Burleson	Rychart	Schilling	Bickerstaff
Michigan State	L 94-83	Simmons	Burleson	Hagen	Rychart	Schilling
Penn. State	L 82-62	Simmons	Burleson	Hagen	Rychart	Schilling
@ Michigan	W 93-75	Simmons	Burleson	Bennett	Rychart	Schilling
@ Wisconsin	L 64-54	Simmons	Burleson	Bennett	Rychart	Schilling
@ Indiana	L 89-53	Simmons	Burleson	Bennett	Rychart	Schilling
Illinois	L 67-59	Simmons	Burleson	Bennett	Rychart	Schilling
Purdue#	L 91-77	Simmons	Burleson	Bennett	Rychart	Schilling

Crunch Time At The Line

Free throws in the final 3:00 of a game decided by 10 points or less; in overtime games, includes free throws in the final 3:00 of regulation and overtime.

Minnesota	77-100	77%
Bickerstaff	13-14	93%
Schilling	9-10	90%
Bauer	6-7	86%
Rychart	17-20	85%
Burleson	7-10	70%
Bennett	3-4	75%
Fleming	6-9	67%
Simmons	16-25	64%
Opponents	50-65	77%

MINNESOTA GOLDEN GOPHER BASKETBALL

Fortunately, Minnesota is a good three-point shooting team. They are first in the Big Ten in three-point field goal percentage. The Golden Gophers have cashed in at a .382 rate. On defense, Minnesota is ranked second, holding teams to a .326 clip. Minnesota has three players in the top 12 in three-point shooting in Shane Schilling (.413/6th), Terrance Simmons (.393/11th) and Kevin Bursleson (.391/12th). Simmons is fifth in the Big Ten in three-pointers made per game at 1.97. Villanova is shooting 33 percent from three-point range and have held its opponents to a 33 percent mark.

FLEMING EXPLODES FOR 31 POINTS AT BIG TEN TOURNAMENT: Junior guard Kerwin Fleming had a career game vs. Purdue in the Big Ten Tournament when he tallied 31 points, 22 in the first half. The Chicago native fell two points short of the Big Ten Tournament scoring record of 33 points held by Brian Cardinal of Purdue. Fleming hit 5-of-10 three-pointers and 10-of-15 free throws. His 31 points was the most by any player in the tournament this year. It also marks the third player on the Minnesota roster this season to score 30 or more points in a game. Dusty Rychart scored 30 or more twice in Hawaii (Hawaii-Pacific, TCU), while Simmons scored 30 or more twice as well (Michigan State, Michigan).

ROLLING DOUBLES: Dusty Rychart tallied his fifth double-double this year vs. Purdue with 11 points and 11 rebounds. He has 13 in his career.

TAKING CARE OF THE ROCK: Minnesota is also among the league leaders in turnover margin this season. The Golden Gophers are third in that category (all games) with a +1.90 turnover margin in 29 games. Minnesota is averaging 13.9 turnovers per game compared to 18.6 per game for Villanova.

SIMMONS VS. THE MICHIGAN SCHOOLS: Senior guard Terrance Simmons has had an unbelievable year vs. the two Michigan schools. He had a hand in 44 of Minnesota's 83 points in last Saturday's game against Michigan State, scoring a career-high 34 points and handing out five assists. Simmons' seven three-point field goals set a single-game school record, and led a team effort from behind the arc which also produced a school record for three-pointers made in a game (16). The 34-point effort ties Simmons for 17th-best single-game performance in school history - with, among others, teammate Dusty Rychart. Rychart scored 34 points earlier this season against Hawaii Pacific. Simmons followed that with a 30-point performance against Michigan, hitting 10-of-15 shots, including 5-of-6 treys.

record was the 134 made in the 1992-93 season. The Golden Gophers have attempted 601 three-point field goals this season, which ties a school record for that category set in 1994-95.

TRAVARUS TIME: With the loss of John-Blair Bickerstaff for the remainder of the season, junior college transfer Travarus Bennett has gotten an opportunity for additional minutes in the season's final weeks. Bennett showed promise for filling Bickerstaff's shoes at Northwestern, producing team game-highs of 16 points and 11 rebounds in a personal season-high 31 minutes. Heading into the Big Ten Tournament, Bennett was averaging 10.3 (62) points and 7.0 (42) rebounds per game in the six games since Bickerstaff went down with his injury. Bennett was held scoreless with two rebounds vs. Purdue in 23 minutes. He needs to be a more of a contributor in the front court for Minnesota to have success.

STACKING UP IN THE STATS: The Golden Gophers are ranked in the top 5 of numerous team and top 10 of numerous individual conference statistical categories (all games through March 12):

Team stat	Conf. rank
Assists	3rd
Assist/Turnover ratio	3rd
Three-point FG defense	2nd
Three-point FG made	2nd
Three-point FG percentage	1st
Turnover margin	3rd
Offensive Rebounds	5th
Steals	5th

Individual stat	Conf. rank
FT Percentage (Rychart)	5th
Rebounding (Rychart)	5th
Assists (Bickerstaff)	9th
Assists (Simmons)	10th
Three-point FG pct. (Schilling)	6th
Three-point FG made (Simmons)	5th
Offensive Rebounds (Rychart)	4th
Offensive Rebounds (Bickerstaff)	7th
Defensive Rebounds (Rychart)	7th

AND THEN THERE WERE SEVEN : Minnesota enters the NIT with only seven scholarship players healthy enough to play (Simmons, Schilling, Wildenborg, Rychart, Fleming, Bennett and Bursleson).

YOUNG GUNS: The Big Ten has historically been known as a league of veteran coaches with long tenures. Over the past five years that has changed. The average age of the head coaches in the Big Ten is now 44-years-old. There are four coaches in their 30s (Alford,

AT THE "BARN": Minnesota has a 127-29 record (.814) at Williams Arena over the past nine years. Minnesota is 11-5 this season at Williams Arena, including a perfect 8-0 record vs. nonconference opponents. Minnesota's record vs. non-conference opponents at Williams Arena. The past five seasons, Minnesota is 36-3 (.923) vs. nonconference opponents at the "Barn." Note: these numbers contain some games that are unofficial due to NCAA vacated games).

SCHOOL SEASON RECORDS FALLING: Minnesota has already set a new school season record with its 229 three-point field goals, heading into today's game with Villanova. The previous

Inside The Numbers

Home Record	11-5
Road Record	5-6
Neutral Record	1-2
Big Ten home record	3-5
Big Ten away record	2-6
Big Ten neutral record	0-1
Record vs. Ranked Teams	1-7
Largest halftime lead	22
(50-28 vs. Centenary, 12/30)	
Largest halftime deficit	19
(41-22 vs. Georgetown, 11/26)	
Largest deficit overcome to win	13
(68-55 w/2:55 remaining in second half vs. Ind., 1/20)	
Largest 2nd half deficit overcome to win	13
(68-55 w/2:55 remaining in second half vs. Ind., 1/20)	
Largest lead surrendered in a loss	14
(23-9 w/11:46 remaining in first half @ Wis. 2/21)	
Bench scoring (MN-OPP)	18.4-20.3 (554-610)
Bench rebounding (MN-OPP)	8.5-10.2 (255-308)
Points off turnovers (MN-OPP)	15.2-13.4 (458-403)
Second chance points (MN-OPP)	12.0-11.9 (361-356)
Point average at home	73.7 (1,178/16)
Point average on road	68.0 (748/11)
Opponent point avg. at home	68.4 (1,095/16)
Opponent point avg. on road	72.2 (794/11)
Point average on neutral court	81.3 (244/3)
Opponent point average on neutral court	88.6 (266/3)

MINNESOTA GOLDEN GOPHER BASKETBALL

Record When...

Ahead at halftime	11-2
Behind at halftime	6-11
Tied at halftime	0-0
Leading with five minutes remaining	11-0
Trailing with five minutes remaining	6-13
Tied with five minutes remaining	0-0
Leading with one minute remaining	13-0
Trailing with one minute remaining	3-13
Tied with one minute remaining	1-0
Leading after first five minutes of first half	11-5
Trailing after first five minutes of first half	5-5
Tied after first five minutes of first half	1-3
Winning the first five minutes of second half	10-2
Losing the first five minutes of second half	4-11
Tying the first five minutes of second half	3-0
Shoot 50% or above from the field	7-0
Shoot below 50% from the field	10-13
Opponent shoots 50% or above from the field	1-6
Opponent shoots below 50% from the field	16-7
Shoot 40% or above from the field	16-4
Shoot below 40% from the field	1-9
Opponent shoots 40% or above from the field	5-11
Opponent shoots below 40% from the field	12-2
Outshoot opponent from the field (%)	15-0
Outshot by opponent from the field (%)	2-13
Shooting is equal	0-0
Outrebound opponent	10-2
Outrebounded by opponent	7-10
Rebounds are equal	0-1
Less turnovers than opponent	10-9
More turnovers than opponent	5-4
Turnovers are equal	2-0
More assists than opponent	15-1
Less assists than opponent	1-8
Assists are equal	1-4
Bench outscores opponents bench	9-3
Bench outscored by opponents bench	8-10
Bench scoring is equal	0-0
Bench outrebounds opponents bench	8-3
Bench outrebounded by opponents bench	9-10
Bench rebounds are equal	0-0
Score 70 points or more	12-4
Score less than 70 points	5-9
Hold opponent to less than 70 points	9-3
Hold opponent to less than 60 points	6-0
Opponent scores 70 points or more	8-10
Games decided between 1-5 pts.	7-1
Games decided between 6-10 pts.	2-4
Games decided between 11-15 pts.	2-4
Games decided by more than 15 pts.	6-4
November	5-1
December	7-0
January	3-5
February	2-5
March	0-2
Monday	1-0
Tuesday	1-0
Wednesday	3-6
Thursday	2-1
Friday	3-0
Saturday	6-4
Sunday	1-1

Ellerbe, Self, Soderberg), five in their 40s (Monson who just turned forty, Carmody, Izzo, Davis and Dunn). There is one coach in his 50s (O'Brien) and one in his 60s (Keady). The young coaches have already had a big influence in the style of play in the league. The average length of tenure of the head coaches is currently 4.5 years. If you take out the dean of Big Ten coaches, Gene Keady, and his 21 years at Purdue and you have an average tenure of 2.8 years. There have been six new coaches added in the past two seasons.

SLOW STARTS: Minnesota trailed at halftime in nine of its 16 Big Ten games this season. They were 11-2 when leading at the half. The losses to Wisconsin and Illinois (home) were the first losses of the year when the team led at half.

TOUGH IN TIGHT GAMES: The Golden Gophers are 7-1 this season in games decided between 1-5 points. Last season, the Golden Gophers were 3-3 in games with margins between 1-5 points.

HALFTIME ADJUSTMENTS: Minnesota is 13-3 this season when they have won or tied the first 5:00 of the second half.

BACKCOURT PLAY IS KEY: Minnesota is 4-3 this season when both its starting guards score in double figures, 11-5 when one of the starting guards score in double figures, and 2-5 when neither backcourt starter hits double digits.

IN AND OUT: Dusty Rychart has had a difficult stretch the past four games where his shots just seem to rim in and go out. He went 4-for-14 vs. Michigan, 3-for-11 vs. Wisconsin, 5-13 vs. Indiana and 4-12 against Illinois. Over the final four games of the regular season he shot just 32 percent (16-50). He hit 5-of-10 shots vs. Purdue, but again had money shots rim in and out. He leads the team in shooting at 51 percent and has been getting good shots, but has been a little unlucky of late.

SECOND HALF SPURTS: A trend of second-half spurts by Minnesota has been a staple of most of the Golden Gophers' Big Ten games this season:

Game	Team	Run	Time
Wis.	Minnesota	18-7	9:13
@ OSU	Minnesota	18-6	5:32
@ OSU	Minnesota	13-4	3:16
Indiana	Minnesota	14-1	2:55
@ Iowa	Minnesota	7-0	:59
OSU	Minnesota	11-2	1:49
OSU	Minnesota	6-0	1:44
@ NU	Minnesota	9-2	3:51
MSU	Minnesota	16-5	6:06
@MICH	Minnesota	16-5	5:17

DOWN THE STRETCH: The Golden Gophers have outscored their opponents 382-324 in the last 5:00 of regulation and overtime, and have scored the same amount or more than their opponents in that time frame in 21 of 29 games.

BALANCED SCORING: Minnesota's four leading scorers this season, junior forward Dusty Rychart, senior guard Terrance Simmons, senior forward John-Blair Bickerstaff and freshman forward Michael Bauer – the latter two of whom are out for the rest of the season – are averaging between 14.5 (Rychart) and 10.9 (Bickerstaff) points per game. Since 1950, Minnesota has never had four players average in double figures within five points per game of each other at the conclusion of a season.

THE GRADUATES: Minnesota has two players on its roster, senior forward John-Blair Bickerstaff and senior guard Terrance Simmons, who have already completed coursework on their bachelor's degrees. Both players have obtained their undergraduate degrees in speech communications. Bickerstaff is working on coursework for a sports management certificate and Simmons is finishing a minor in applied economics.

BICKERSTAFF LOST FOR THE SEASON: Senior forward John-Blair Bickerstaff's Golden Gopher career ended abruptly after the team captain suffered a broken leg with 17:21 remaining in the first half of the game at Northwestern on Tues., Feb. 6. Entering his final game, Bickerstaff was the only Big Ten player who was in the top 25 in the conference in

MINNESOTA GOLDEN GOPHER BASKETBALL

Worth Noting

- The Big Ten holds a 103-31 mark against non-league opponents.
- The Golden Gophers have had five different players lead the team in scoring in the past nine games and six different players have led the team rebounding in their last nine games.
- Minnesota has been credited with assists on 63 percent of its total field goals this season (468 assists in 744 FG).
- The Golden Gophers had a season-low 23 rebounds in the loss to Michigan State.
- Minnesota had a season-high 43 rebounds in the loss to Penn State. In that same game, Minnesota had season-lows for assists (8), three-pointers (4) and three-point attempts (12).
- Minnesota is 14-9 when Dusty Rychart scores in double figures and 3-4 when he fails to score at least 10 points in a game this season.
- The team's school record 16 three-point FG in the Michigan State game was six more than the team's previous season high (10 @ Florida State).

Numbers Game

- 5...Junior forward Dusty Rychart is ranked fifth in the Big Ten for all games in rebounding, offensive rebounds and free throw percentage.
- 7...The number of Big Ten teams in the NCAA Tournament
- 7.6...Minnesota's average number of three-pointers made per game this season (4.2 last season).
- 8...Number of different Golden Gophers who have led the team in rebounding and three-point field goals made in games this season.
- 9...The number of Big Ten teams in postseason play. The most of any conference in the country.
- 13.1...Minnesota's average number of turnovers at home over the last eight games (105 total).
- 74...Days between today's game and the last time that Minnesota played a nonconference opponent at Williams Arena.
- 240...approximate number of days before Minnesota's eighth-ranked recruiting class plays their first game at Williams Arena.

scoring (25th, 11.3), top 15 in rebounding (11th, 6.4) and top 10 in assists (tied for 7th, 4.2). Bickerstaff had surgery on Feb. 15, in Denver, Colo., and it was deemed a success. He had eight screws and a metal plate put in to stabilize the fracture and will be immobilized for a week, before beginning his rehabilitation program. The surgery was performed by the Denver Nuggets' team physician Dr. Steven Traina, who is a close friend of the family, dating back to when John-Blair's dad, Bernie, was the coach of the Nuggets.

BAUER LOST FOR THE SEASON WITH BROKEN ARM:

Redshirt freshman Michael Bauer, who missed the majority of last season due to injury and was granted a medical redshirt, will be sidelined for the remainder of the 2000-01 season after suffering a broken left forearm in the second half of Minnesota's loss to Purdue on Jan. 27. Bauer underwent surgery to repair the damage, which included the insertion of plates and screws into the arm.

WINNING THE CLOSE ONES:

Minnesota's nine losses to Michigan State, Illinois, Iowa (2), Indiana, Ohio State, Penn State, Wisconsin and Purdue have been decided by an average of 15.2 points - Minnesota's other six Big Ten games, five of them wins, were decided by an average of 6.6 points. If you take away UM's 18-point win over Michigan and the average margin is 4.4 points.

RECRUITING CLASS IN THE TOP 10 NATIONALLY:

The University of Minnesota men's basketball recruiting class is listed among the top 10 nationally by some recruiting services as the fall signing period drew to a close. *Hoopcoop* ranks the Golden Gophers in a tie for sixth nationally and first in the Big Ten. *Bob Gibbons All-Star Report* ranks the Golden Gophers' class as tops in the Big Ten. *Midwest Hoops* has the Golden Gophers' recruiting class ranked fourth in the Midwest and second best in the Big Ten behind defending national champion Michigan State (third).

WALKING ON...: Minnesota's roster consisted of just 11 players, nine on scholarship, after accepting transfer

Steve Esselink (Hills, Minn.) from Augustana (S.D.) and invited walk-on Jeff Hagen. Four student-athletes made the team at tryouts: #5 **Wade Hokenson** (Watertown, Minn.), a 5'9" guard; #30 **Justin Lorang** (Worthington, Minn.), a 6'5" forward; #24 **Tyree Bolden** (Milwaukee, Wis.), a 6'5" forward; and #35 **Randy Chall** (Forest Lake, Minn.), a 6'5" forward. Golden Gopher football standout #40 **Matt Anderle** (Roseville, Minn.) joined the team on Fri., Jan. 5.

ESPN COLLEGE BASKETBALL AWARDS SHOW SLATED FOR WILLIAMS ARENA:

The ESPN College Basketball Awards Show is going to be held at Williams Arena on, Wednesday, March 28 at 6 p.m. The annual event will acknowledge the top players in the country.

MONSON TO BE JUDGE AT ESPN SLAM DUNK AND THREE-POINT CONTEST:

Minnesota head Coach Dan Monson will serve as a celebrity judge at the ESPN Slam Dunk and Three-Point Shooting Contest, Thursday, March 29 at 6:30 p.m. at the Gangelhoff Center at Concordia College in St. Paul, Minn. Monson will join hosts Dick Vitale and Brad Nessler on the broadcast.

HOME OF THE FIRST

ROUNDERS: Minnesota has been home to the first round pick in the NBA draft the past few years. The Gophers have had more players taken in the first round of the NBA draft the past four years than any other Big Ten school. Bobby Jackson (Super Sonics) and John Thomas (Celtics) were first round picks in 1997. Sam Jacobson (Lakers) was in 1998. Quincy Lewis (Jazz) was a first round pick in 1999 and Joel Przybilla (Houston) was a first round pick last season.

GO CAMPIN': Reservations are now being accepted for each of Head Coach Dan Monson's 2001 summer basketball camps. A variety of camps are being offered, from half-day to full-day to week-long intensive sessions. Camps are open to ages 4-17, with different sessions designed for specific age groups. Call Vic Couch at (612) 710-CAMP or e-mail at gopherballcamp@yahoo.com for more info.

MINNESOTA GOLDEN GOPHER BASKETBALL

The Last Time It Happened...

Minnesota scored 100 points or more:

Nov. 25, 2000. Minnesota beat TCU 107-99 in the semifinals of the Hawaii Pacific Thanksgiving Classic in Honolulu. Minnesota drained a school record 38 free throws and shot 56 percent from the field (30-for-54). Dusty Rychart (32) and Terrance Simmons (26) combined for 58 points for the Golden Gophers.

Minnesota allowed 100 points or more:

Feb. 20, 1988. Iowa beat Minnesota 107-86 at Williams Arena in one of the worst home defeats in school history.

Minnesota won an overtime game:

Jan. 20, 2001. The Golden Gophers defeated Indiana 78-74 at Williams Arena. Forward Dusty Rychart scored 17 of his game-high 21 points in the second half and overtime as Minnesota was able to post its sixth win when trailing with 6:00 to play. Minnesota trailed by 13 points with 2:55 remaining.

Minnesota lost an overtime game:

*March 3, 1990. #17 Minnesota lost 75-73 to #14 Michigan State at Williams Arena. The Spartans' Steve Smith pumped in 39 points to lead the victors, while Melvin Newbern and Willie Burton each had 20 points for the Golden Gophers.

Minnesota played a double overtime game:

*March 13, 1983. Minnesota lost 70-67 to Illinois in Champaign, Ill. Center Randy Breuer led the Golden Gophers with 24 points.

Minnesota held an opponent to less than 60 points:

Feb. 6, 2001. Minnesota held Northwestern to 59 points in a 66-59 win at Welsh-Ryan Arena. It was the sixth time during the 2000-01 season the Golden Gophers had held a team to less than 60 points in a game – Minnesota held opponents to under 60 points only three times in the 1999-2000 campaign.

Minnesota was held to less than 60 points:

March 4, 2001. Illinois held Minnesota to 59 points in a 67-59 victory for the Illini. Minnesota shot 36 percent from the field (19-for-53) and was held to 19 FG and 18 FT attempts.

Minnesota held an opponent to less than 50 points:

Jan. 6, 2001. Minnesota held #12 Wisconsin to 49 points in a 54-49 win at Williams Arena. The Golden Gophers held the Badgers to 2-for-13 shooting from three-point range.

* Minnesota had games played from the 1993-94 season through the 1998-99 season that fell under these categories erased from the record books due to the NCAA Committee on Infractions ruling.

Minnesota was held to less than 50 points:

March 2, 2000. Michigan State held Minnesota to 43 points in a 79-43 victory for the Spartans. Minnesota shot 30 percent from the field and was held to just 17 field goals and 29 rebounds, both season-lows.

Minnesota had a player score 30 points or more:

March 8, 2001. Kerwin Fleming hit five three pointers and tallied 31 points, two short of the Big Ten Tournament record, in a 91-77 loss to Purdue. Fleming had a career-high 22 points at halftime and is the third UM player to tally 30 or more points in a game this year (Simmons-2, Rychart-2, Fleming).

Minnesota had a player score 25 points or more:

March 8, 2001. Kerwin Fleming hit five three pointers and tallied 31 points, two short of the Big Ten Tournament record, in a 91-77 loss to Purdue. Fleming had a career-high 22 points at halftime and is the third UM player to tally 30 or more points in a game this year (Simmons-2, Rychart-2, Fleming).

Minnesota had five players in double figures (points):

February 17, 2001. Minnesota defeated Michigan 93-75 as Terrance Simmons tallied 30 points, Travarus Bennett had 18 points, Shane Schilling had 13 points, Dusty Rychart had 12 points and Kerwin Fleming tallied 13 points.

Minnesota had a player with 15 or more rebounds:

Jan. 20, 2001. Dusty Rychart pulled down 16 rebounds vs. Indiana in a 78-74 overtime win at Williams Arena. Rychart recorded 11 of his boards in the second half and overtime.

Minnesota had a player with 10 or more assists:

Nov. 24, 2000. John-Blair Bickerstaff dished out 10 assists in Minnesota's 86-75 win over Hawaii Pacific in Honolulu.

Minnesota had a player with five or more steals:

Dec. 28, 1999. Kevin Burleson had a career-high five steals vs. Georgia in a 66-65 win.

Minnesota had a player with five or more blocks:

Feb. 5, 2000. Joel Przybilla had six blocks in a 66-64 loss to Wisconsin. The performance marked the 15th time in his career that Przybilla had five or more blocks.

MINNESOTA GOLDEN GOPHER BASKETBALL

INDIVIDUAL HIGHS

	<i>Minnesota</i>	<i>Opponents</i>
<i>Points</i>	34 Dusty Rychart (Hawaii Pacific) 34 Terrance Simmons (Michigan State)	31 Greed Daniels (TCU)
<i>FG Made</i>	12 Dusty Rychart (Hawaii Pacific)	15 Marcus Griffin (Illinois)
<i>FG Att.</i>	18 Terrance Simmons (Michigan State, Purdue#)	23 Greed Daniels (TCU)
<i>3PT FG Made</i>	7 Terrance Simmons (Michigan State)	6 Greed Daniels (TCU)
<i>3PT FG Att.</i>	12 Terrance Simmons (Michigan State)	15 Greed Daniels (TCU)
<i>FT Made</i>	12 Terrance Simmons (TCU)	14 Ken Johnson (Ohio State)
<i>FT Att.</i>	15 Kerwin Fleming (Purdue #)	15 Ken Johnson (Ohio State)
<i>Rebounds</i>	16 Dusty Rychart (Indiana)	15 Reggie Evans (@ Iowa)
<i>Assists</i>	10 John-Blair Bickerstaff (Hawaii Pacific)	9 Carson Cunningham (Purdue#)
<i>Turnovers</i>	6 John-Blair Bickerstaff (Morris Brown) 6 John-Blair Bickerstaff (Illinois) 6 Terrance Simmons (Ohio State)	6 Kevin Braswell (Georgetown) 6 Brian Cook (Illinois) 6 Zach Williams (@ Ohio State) 6 Boban Savovic (@ Ohio State)
<i>Blocked Shots</i>	4 Michael Bauer (Nebraska) 4 Michael Bauer (Centenary)	6 Brian Cook (Illinois) 6 Ken Johnson (Ohio State)
<i>Steals</i>	4 Travarus Bennett (Iowa) 4 Terrance Simmons (@ Purdue) 4 Terrance Simmons (Michigan State)	6 Collier Drayton (Northwestern)
<i>Minutes Played</i>	43 John-Blair Bickerstaff (Indiana)	43 Tom Coverdale (Indiana)

Big Ten Tournament

MISCELLANEOUS INDIVIDUAL LEADERS

<i>Double figure scoring games:</i>	Rychart (22), Simmons (20), Bauer (14), Bickerstaff (14), Schilling (11), Burleson (6), Fleming (5), Bennett (3), Hagen (1)
<i>Double figure rebounding games:</i>	Rychart (6), Bauer (2), Bickerstaff (1), Bennett (1)
<i>Double-Doubles (Points & Rebounds):</i>	Rychart (5), Bauer (2), Bickerstaff (1), Bennett (1)
<i>15+ point scoring games:</i>	Rychart (11), Simmons (11), Bickerstaff (7), Bauer (4), Bennett (2), Fleming (3), Schilling (1), Burleson (1)
<i>20+ point scoring games:</i>	Rychart (7), Simmons (6), Fleming (2), Bauer (1), Bickerstaff (1)
<i>25+ point scoring games:</i>	Simmons (4), Rychart (2)
<i>30+ point scoring games:</i>	Rychart (2), Simmons (2), Fleming (1)
<i>10+ rebound games:</i>	Rychart (6), Bauer (2), Bickerstaff (1), Bennett (1)
<i>15+ rebound games:</i>	Rychart (1)
<i>Games leading team in scoring:</i>	Simmons (11), Rychart (9), Bickerstaff (6), Bauer (2), Schilling (2), Fleming (2), Bennett (1)
<i>Games leading team in rebounding:</i>	Rychart (15), Bickerstaff (8), Bauer (6), Simmons (3), Bennett (3), Schilling (2), Wildenborg (1), Fleming (1)
<i>Games leading team in assists:</i>	Simmons (16), Bickerstaff (10), Burleson (7), Rychart (4), Schilling (2)
<i>Games leading team in minutes:</i>	Bickerstaff (14), Simmons (9), Rychart (8), Bauer (3), Schilling (1)
<i>Games leading team in FGA:</i>	Rychart (13), Simmons (10), Bauer (7), Bickerstaff (4), Schilling (1), Bennett (1)
<i>Games leading team in FTA:</i>	Simmons (9), Bickerstaff (8), Rychart (5), Fleming (4), Bennett (1), Hagen (1), Bauer (1), Burleson (1)
<i>Games leading team in fouls:</i>	Bickerstaff (8), Rychart (8), Wildenborg (6), Bauer (6), Burleson (6), Schilling (4), Bennett (3), Hagen (2), Simmons (1), Fleming (1)
<i>Games leading team in 3-pt Made:</i>	Simmons (12), Bauer (8), Schilling (8), Burleson (6), Fleming (6), Bennett (2), Bickerstaff (1)
<i>Games leading team in 3-pt Att:</i>	Simmons (15), Bauer (9), Schilling (5), Burleson (4), Fleming (2), Bickerstaff (1)

MINNESOTA GOLDEN GOPHER BASKETBALL

2000-01 Season Recaps/Boxscores

MINNESOTA 81, UNC-GREENSBORO 61

Williams Arena • Nov. 17, 2000 • Attendance: 11,826

Recap: Minnesota survived some cold first-half shooting from its guards and rallied to defeat UNC-Greensboro 81-61 in the regular-season opener for both teams. The Golden Gophers' two leading scorers on the evening, Shane Schilling and Terrance Simmons, were held to a combined effort of 0-for-10 in the first half. Schilling connected on 5-of-7 and Simmons on 5-of-12 in the final 20 minutes. A total of five Golden Gophers scored in double digits.

Minnesota	Min	FG-A	FT-A	R	A	Pt	UNCG	Min	FG-A	FT-A	R	A	Pt
Bauer, F	33	2-6	2-2	6	2	7	Joseph, F	37	5-13	3-4	10	1	14
Bickerstaff, F	33	4-9	2-4	6	3	11	Boythe, F	17	0-4	0-0	3	0	0
Wildenborg, C	15	3-4	2-2	3	0	8	Schuck, C	36	6-13	8-11	13	0	20
Schilling, G	25	5-14	3-4	6	3	14	Eldridge, G	28	3-13	0-0	6	8	6
Simmons, G	28	5-15	1-2	6	3	12	Jameson, G	22	3-9	0-0	3	0	22
Burleson	18	3-6	1-1	0	4	7	Taylor	25	4-6	1-2	1	2	10
Fleming	10	1-3	0-0	0	0	3	Tsampas	22	0-0	1-2	2	0	1
Bennett	15	3-5	0-0	4	3	8	McCarthy	8	0-0	0-0	4	0	0
Hagen	14	2-5	7-8	2	0	11	Williams	4	1-1	1-1	0	0	3
Hokenson	3	0-1	0-0	2	0	0	Fitzgerald	1	0-0	0-0	0	0	0
Lorang	3	0-1	0-0	0	0	0							
Chall	3	0-1	0-0	0	0	0							
TEAM				4			TEAM				4		
Totals	200	28-70	18-23	39	18	81	Totals	200	22-59	14-20	46	11	61

Halftime: Minnesota 33, UNCG 28 3-Pt Goals: Minn - 7-17 (Bickerstaff 1-1, Simmons 1-5, Schilling 1-3, Bauer 1-2, Burleson 0-2, Fleming 1-2, Bennett 2-2) UNCG - 3-12 (Jameson 1-3, Eldridge 0-2, Joseph 1-4, Schuck 0-1, Taylor 1-2)
 Turnovers: Minnesota 10, UNCG 23 Personal Fouls: Minnesota 16, UNCG 22
 Technicals: None Fouled Out: Wildenborg Att: 11,826

MINNESOTA 86, HAWAII PACIFIC 75

Blaisdell Arena • Nov. 24, 2000 • Attendance: 1,119

Recap: Junior forward Dusty Rychart scored a career-high 34 points on 12-for-15 shooting from the field and a perfect 9-for-9 from the free throw line to lead the Golden Gophers to an 11-point win in a quarterfinal game of the Hawaii Pacific Thanksgiving Classic in Honolulu. Minnesota opened a 19-point lead early in the second half, but watched HPU cut the margin to seven points on a few occasions late in the game.

Minnesota	Min	FG-A	FT-A	R	A	Pt	HPU	Min	FG-A	FT-A	R	A	Pt
Bauer, F	26	1-6	3-4	6	0	5	Smith, F	38	5-7	0-2	2	4	10
Bickerstaff, F	33	4-5	0-1	3	10	8	Subotic, F	27	2-8	2-2	1	0	7
Rychart, C	29	12-15	9-9	9	1	34	Stewart, C	26	5-8	5-6	3	1	15
Schilling, G	28	6-11	0-0	2	4	13	Avilla, G	27	3-5	0-0	0	2	7
Simmons, G	32	6-14	0-2	2	7	15	Spajic, G	35	4-11	6-7	7	3	16
Burleson	27	2-3	0-0	3	3	6	Paul	13	2-5	2-2	2	2	7
Fleming	11	0-3	0-0	0	1	0	Jensen	15	2-5	4-5	3	1	8
Bennett	9	1-2	0-0	4	0	3	Karanovic	18	2-3	0-0	4	2	5
Wildenborg	3	0-0	2-2	0	0	2	Lagemann	1	0-0	0-0	0	0	0
Hagen	2	0-0	0-0	0	0	0							
TEAM				5			TEAM				3		
Totals	200	32-59	14-18	34	26	86	Totals	200	25-52	19-24	25	15	75

Halftime: Minnesota 42, HPU 29 3-Pt Goals: Minn - 8-17 (Bauer 0-1, Rychart 1-1, Simmons 3-8, Schilling 1-2, Burleson 2-3, Fleming 0-1, Bennett 1-1) HPU - 6-20 (Subotic 1-5, Stewart 0-1, Avilla 1-3, Spajic 2-4, Paul 1-3, Jensen 0-2, Karanovic 1-2)
 Turnovers: Minnesota 18, HPU 15 Personal Fouls: Minnesota 19, HPU 19
 Technicals: None Fouled Out: Smith
 Att: 1,119

MINNESOTA 77, GEORGIA 74

Williams Arena • Nov. 19, 2000 • Attendance: 11,767

Recap: For the second consecutive season, a John-Blair Bickerstaff basket in the final moments proved to be the difference in a win against Georgia. This season, the senior hit a driving layup with 11 seconds remaining to give the Golden Gophers a one-point lead. Sophomore Shane Schilling hit a pair of free throws with three seconds remaining to seal the win. Redshirt freshman Michael Bauer led the Golden Gophers with 21 points.

Minnesota	Min	FG-A	FT-A	R	A	Pt	Georgia	Min	FG-A	FT-A	R	A	Pt
Bauer, F	35	6-12	7-8	3	3	21	Williams, F	24	4-8	2-2	1	4	11
Bickerstaff, F	31	8-8	1-2	9	2	17	Coleman, F	31	3-4	6-7	11	1	12
Wildenborg, C	14	1-5	0-0	3	1	2	Evans, C	28	5-8	3-4	5	0	13
Schilling, G	29	3-8	2-2	5	4	10	Wright, G	11	0-3	1-2	2	2	1
Simmons, G	28	1-7	0-0	1	7	3	Layne, G	35	8-20	9-11	3	2	27
Burleson	18	3-5	3-4	1	2	10	Jones	31	1-6	2-2	5	5	4
Rychart	20	2-5	2-4	2	0	7	Dryden	11	1-7	2-2	5	0	4
Hagen	7	1-1	0-0	1	0	2	Thomas	10	1-3	0-0	2	0	2
Bennett	11	1-1	0-0	1	1	3	Patrick	14	0-2	0-0	0	0	0
Fleming	7	1-3	0-0	2	1	2	Daniels	5	0-0	0-0	1	1	0
TEAM				4			TEAM				3		
Totals	200	27-55	15-20	32	21	77	Totals	200	23-61	25-30	38	15	74

Halftime: Georgia 28, Minnesota 27 3-Pt Goals: Minn - 8-17 (Simmons 1-3, Schilling 2-3, Bauer 2-5, Burleson 1-3, Fleming 0-1, Bennett 1-1, Rychart 1-1) Georgia - 3-21 (Williams 1-5, Evans 0-1, Wright 0-3, Layne 2-8, Jones 0-2, Thomas 0-1, Patrick 0-1)
 Turnovers: Minnesota 16, Georgia 17 Personal Fouls: Minnesota 21, Georgia 18
 Technicals: None Fouled Out: None
 Att: 11,767

MINNESOTA 107, TCU 99

Blaisdell Arena • Nov. 25, 2000 • Attendance: 775

Recap: Junior forward Dusty Rychart scored 30-plus points for the second straight game, tallying 32 points, to lead the Golden Gophers to a 107-99 win over TCU at the Hawaii Pacific Thanksgiving Classic. Rychart became the first Golden Gopher in 35 years to post back-to-back 30 point games, while guard Terrance Simmons set a single-game free throw record by connecting on all 12 attempts. Minnesota set a school record with 38 free throws made.

Minnesota	Min	FG-A	FT-A	R	A	Pt	TCU	Min	FG-A	FT-A	R	A	Pt
Rychart, F	31	11-16	10-13	10	4	32	Carroll, F	37	3-13	2-2	6	6	9
Bickerstaff, F	34	3-3	10-16	11	5	16	Anthony, F	27	7-12	2-3	4	0	16
Wildenborg, C	22	2-4	1-2	4	0	5	Davenport, C	18	4-6	1-2	4	0	9
Schilling, G	29	6-10	0-0	3	1	14	McTyer, G	26	2-4	0-0	0	7	6
Simmons, G	32	5-12	12-12	4	1	26	Daniels, G	37	10-23	5-5	2	5	31
Burleson	17	2-2	2-2	2	3	8	Smith	3	0-0	0-0	0	0	0
Fleming	11	1-2	2-2	1	1	5	Allaway	14	2-2	3-4	1	1	8
Bennett	11	0-1	1-2	3	3	1	Merriex	21	4-7	1-2	3	0	12
Bauer	13	0-4	0-0	0	0	0	Dumont	17	3-3	2-2	4	0	8
TEAM				3			TEAM				2		
Totals	200	30-54	38-49	41	18	107	Totals	200	35-70	16-20	26	19	99

Halftime: TCU 51, Minnesota 49 3-Pt Goals: Minn - 9-20 (Rychart 0-2, Simmons 4-8, Schilling 2-4, Burleson 2-2, Fleming 1-2, Bennett 0-1, Bauer 0-1) TCU - 13-34 (Carroll 1-8, McTyer 2-4, Daniels 6-15, Allaway 1-1, Merriex 3-6)
 Turnovers: Minnesota 18, TCU 12 Personal Fouls: Minnesota 20, TCU 30
 Technicals: TCU assistant coaches (2nd half), TCU head coach Tubbs (2nd half)
 Fouled Out: Anthony, Davenport, McTyer Att: 775

MINNESOTA GOLDEN GOPHER BASKETBALL

2000-01 Season Recaps/Boxscores

GEORGETOWN 76, MINNESOTA 60

Blaisdell Arena • Nov. 26, 2000 • Attendance: 750

Recap: Hampered by a slow start, Minnesota could not rally from a 19-point halftime deficit and suffered its first setback of the season in the championship game of the Hawaii Pacific Thanksgiving Classic. After shooting better than 50 percent in each of the first two games of the weekend, the Golden Gophers connected on only a 29 percent clip against the Hoyas. Seniors John-Blair Bickerstaff and Terrance Simmons led the way with 11 points each.

Minnesota	Min	FG-A	FT-A	R	A	Pt	Georgetown	Min	FG-A	FT-A	R	A	Pt
Rychart, F	37	2-11	2-2	11	1	6	Riley, F	21	5-12	2-3	2	1	14
Bickerstaff, F	32	2-6	7-11	4	2	11	Sweetney, F	24	3-7	1-4	7	1	7
Wildenborg, C	17	1-3	0-0	3	1	2	Bourne-Bourne, C	28	3-6	2-3	11	3	8
Schilling, G	19	1-6	0-0	2	1	3	Hunter, G	26	6-11	0-0	2	0	15
Simmons, G	31	3-9	3-4	3	3	11	Braswell, G	36	7-15	2-2	3	5	18
Burleson	20	0-4	0-0	3	3	0	Freeman	19	1-3	1-2	6	2	3
Fleming	10	0-3	1-2	0	1	1	Perry	6	0-1	0-0	2	0	0
Bennett	13	2-4	4-6	6	0	9	Hillier	4	0-0	0-0	1	0	0
Bauer	21	6-13	2-3	3	0	17	Samnick	12	1-3	2-2	4	0	4
							Burton	18	2-4	0-0	5	2	4
							Wilson	6	1-2	1-2	1	0	3

TEAM	Min	FG-A	FT-A	R	A	Pt	TEAM	Min	FG-A	FT-A	R	A	Pt
Totals	200	17-59	19-28	40	13	60	Totals	200	29-64	11-18	47	14	76

Halftime: Georgetown 41, Minnesota 22 3-Pt Goals: Minn - 7-22 (Rychart 0-4, Simmons 2-4, Schilling 1-4, Burleson 0-1, Fleming 0-1, Bennett 1-2, Bauer 3-6) Georgetown - 7-18 (Riley 2-5, Hunter 3-6, Braswell 2-6, Perry 0-1)

Turnovers: Minnesota 13, TCU 12 Personal Fouls: Minnesota 17, Georgetown 22
Technical: none Fouled Out: Bauer
Att: 750

MINNESOTA 64, MORRIS BROWN 53

Williams Arena • Dec. 4, 2000 • Attendance: 11,913

Recap: The Golden Gophers survived a sub-par performance to outlast Morris Brown, 64-53, in the team's first home game in over two weeks. Medical redshirt freshman Michael Bauer posted his first career double-double with 11 points and 12 rebounds to lead the Golden Gophers. Senior guard Terrance Simmons and junior forward Dusty Rychart each scored 17 points to pace the offense for Minnesota.

Minnesota	Min	FG-A	FT-A	R	A	Pt	Morris Brown	Min	FG-A	FT-A	R	A	Pt
Bauer, F	31	5-12	0-0	12	1	11	Allison, F	25	3-7	2-2	2	2	8
Bickerstaff, F	37	2-3	2-3	6	2	6	Holmes, F	19	1-4	1-2	5	0	3
Rychart, C	33	5-12	7-7	8	1	17	Hicks, C	13	0-4	0-0	4	0	0
Fleming, G	22	1-6	1-3	1	1	3	Westberry, G	30	4-10	2-5	3	2	11
Simmons, G	33	7-12	0-3	4	4	17	Adams, G	31	5-11	0-0	1	3	11
Burleson	25	2-4	2-2	5	3	7	Claborn	30	5-9	0-0	10	0	10
Bennett	14	1-4	0-1	1	1	2	Daniels	8	0-1	0-0	0	0	0
Wildenborg	4	0-1	1-2	2	0	1	Culhane	8	0-1	2-2	1	1	2
Hagen	1	0-1	0-0	0	0	0	Jones	8	1-3	0-0	1	0	3
							Thomas	1	0-1	0-0	0	0	0
							Dunn	24	2-7	0-0	3	0	5
							Mack	3	0-1	0-0	1	0	0

TEAM	Min	FG-A	FT-A	R	A	Pt	TEAM	Min	FG-A	FT-A	R	A	Pt
Totals	200	23-55	12-18	39	13	64	Totals	200	21-59	7-11	36	8	53

Halftime: Minnesota 35, Morris Brown 24 3-Pt Goals: Minn - 6-17 (Bauer 1-2, Fleming 1-3, Simmons 3-7, Burleson 1-3, Bennett 0-1, Hagen 0-1) Morris Brown - 4-15 (Holmes 0-1, Westberry 1-2, Adams 1-3, Daniels 0-1, Jones 1-3, Thomas 0-1, Dunn 1-3, Mack 0-1)

Turnovers: Minnesota 18, Morris Brown 19 Personal Fouls: Minnesota 13, Morris Brown 20
Technical: none Fouled Out: Allison
Att: 11,913

MINNESOTA 76, FLORIDA STATE 71

Leon County Civic Center • Nov. 29, 2000 • Attendance: 4,575

Recap: In a game that featured 15 ties and 12 lead changes, Minnesota grabbed the lead for good on a Michael Bauer three pointer with 2:37 remaining as the Golden Gophers defeated Florida State 76-71 in a Big Ten/ACC Challenge game in Tallahassee. Minnesota shot an efficient 10-for-16 (62.5) from behind the three-point line, including cashing in on six of seven treys in the second half. Senior guard Terrance Simmons led the way with 19 points.

Minnesota	Min	FG-A	FT-A	R	A	Pt	Florida State	Min	FG-A	FT-A	R	A	Pt
Rychart, F	35	2-7	4-5	9	4	8	Joiner, F	29	2-4	4-5	12	2	8
Bickerstaff, F	35	2-5	3-4	6	4	7	A. Dixon, F	28	5-7	0-0	3	1	10
Wildenborg, C	15	0-1	0-0	2	0	0	N. Dixon, C	12	0-8	0-0	4	0	0
Schilling, G	22	3-9	1-1	3	1	8	Crawford, G	21	2-8	2-3	2	1	7
Simmons, G	31	6-12	4-6	2	4	19	Arrington, G	35	5-15	3-5	6	7	13
Burleson	18	4-5	0-1	0	2	10	Lowery	5	0-0	0-0	0	1	0
Fleming	9	1-2	2-5	1	0	4	Wilson	12	2-2	4-4	1	0	10
Bennett	14	5-6	2-3	3	0	12	Cummings	22	5-7	5-7	2	0	15
Bauer	20	3-6	0-0	1	0	8	Mathews	28	2-5	4-4	3	0	8
Hagen	1	0-0	0-0	0	0	0	Anderson	8	0-0	0-0	2	1	0

TEAM	Min	FG-A	FT-A	R	A	Pt	TEAM	Min	FG-A	FT-A	R	A	Pt
Totals	200	26-53	14-22	30	15	76	Totals	200	23-56	22-28	39	13	71

Halftime: Minnesota 35, Florida State 33 3-Pt Goals: Minn - 10-16 (Rychart 0-2, Simmons 3-4, Schilling 1-2, Burleson 2-3, Bennett 2-3, Bauer 2-2) Florida State - 3-11 (A. Dixon 0-1, Crawford 1-5, Arrington 0-3, Wilson 2-2)

Turnovers: Minnesota 10, Florida State 10 Personal Fouls: Minnesota 18, Florida State 19
Technical: none Fouled Out: none
Att: 4,575

MINNESOTA 61, MARQUETTE 59

U.S. Cellular Arena • Dec. 7, 2000 • Attendance: 8,712

Recap: Despite trailing for most of the game, Minnesota was able to win its fourth game of the season when behind with 5:00 to play with a 61-59 overtime win against Marquette. Forward Dusty Rychart scored six of his 15 points in the extra session to lead Minnesota. Forward John-Blair Bickerstaff had 11 points and six rebounds, including a crucial steal late in the second half. Bickerstaff held Golden Eagle guard Brian Wardle to just 15 points.

Minnesota	Min	FG-A	FT-A	R	A	Pt	Marquette	Min	FG-A	FT-A	R	A	Pt
Bickerstaff, F	38	4-10	3-4	6	3	11	Blankson, F	37	4-11	1-2	9	0	11
Rychart, F	40	7-14	1-1	7	0	15	Nnamaka, F	32	3-9	0-0	6	2	6
Wildenborg, C	12	1-1	0-0	0	0	2	Mueller, C	20	1-1	0-1	1	0	2
Schilling, G	34	3-11	0-0	2	3	8	Henry, G	34	2-11	5-8	2	5	9
Simmons, G	27	3-10	0-0	6	4	6	Wardle, G	35	5-10	5-6	1	2	15
Burleson	24	0-2	0-0	1	6	0	Merritt	26	3-6	2-4	6	0	8
Fleming	6	0-2	0-0	0	0	0	Barrone	11	0-2	0-0	0	0	0
Bennett	16	2-4	0-0	2	0	5	Diggs	4	0-1	0-0	3	0	0
Bauer	28	6-14	0-0	10	4	14	Harris	26	4-5	0-2	8	2	8

TEAM	Min	FG-A	FT-A	R	A	Pt	TEAM	Min	FG-A	FT-A	R	A	Pt
Totals	200	26-68	4-5	37	20	61	Totals	200	22-56	13-23	40	11	59

Halftime: Marquette 25, Minnesota 21 3-Pt Goals: Minn - 5-24 (Bickerstaff 0-1, Rychart 0-1, Simmons 0-3, Schilling 2-4, Burleson 0-2, Fleming 0-2, Bennett 1-3, Bauer 2-8) Marquette - 2-12 (Blankson 2-5, Nnamaka 0-1, Henry 0-4, Wardle 0-2)

Turnovers: Minnesota 12, Marquette 15 Personal Fouls: Minnesota 18, Marquette 11
Technical: none Fouled Out: none
Att: 8,712

MINNESOTA GOLDEN GOPHER BASKETBALL

2000-01 Season Recaps/Boxscores

MINNESOTA 93, BETHUNE COOKMAN 70

Williams Arena * Dec. 9, 2000 * Attendance: 11,874

Recap: Four Golden Gophers scored in double figures as Minnesota cruised to a 23-point win over Bethune Cookman at Williams Arena. The starting frontline of John-Blair Bickerstaff, Michael Bauer and Dusty Rychart combined for 51 points and 18 rebounds while senior guard Terrance Simmons dished out eight assists. The Golden Gophers solved their shooting woes for at least one game, firing at a 55 percent clip against the visiting Wildcats.

Minnesota	Min	FG-A	FT-A	R	A	Pt	Bethune Cmn	Min	FG-A	FT-A	R	A	Pt
Bickerstaff, F	31	5-6	6-10	6	6	16	King, F	12	1-3	0-0	3	2	2
Bauer, F	28	5-11	7-8	6	2	18	Lockwood, F	28	4-10	5-9	6	1	15
Rychart, C	22	7-11	3-3	6	0	17	Jes. Daniels, C	13	1-4	2-2	2	0	4
Schilling, G	21	3-6	1-2	0	1	9	Cage, G	33	3-11	2-2	4	4	8
Simmons, G	22	4-6	1-2	4	8	11	Harris, G	28	3-10	4-4	3	0	10
Wildenborg	14	2-4	2-4	3	0	6	Nicholson	18	3-8	0-2	4	0	6
Burleson	18	1-3	1-2	3	3	3	Sanders	6	1-2	0-0	1	0	2
Fleming	18	3-5	2-2	2	1	9	Larmond	23	1-5	0-0	3	2	2
Bennett	12	1-1	0-0	1	1	2	Cox	20	7-12	3-3	1	0	18
Hagen	5	1-3	0-2	0	0	2	Lauder	7	0-0	0-0	1	1	0
Hokenson	3	0-0	0-0	1	1	0	Jer. Daniels	9	1-1	1-2	2	0	3
Lorang	3	0-2	0-0	1	0	0	Giddens	3	0-1	0-0	0	0	0
Chall	3	0-0	0-0	2	0	0							
TEAM				7			TEAM				3		
Totals	200	32-58	23-35	42	23	93	Totals	200	25-67	17-24	33	10	70

Halftime: Minnesota 44, Bethune Cookman 32 3-Pt Goals: Minn - 6-14 (Bauer 1-3, Schilling 2-3, Simmons 2-3, Burleson 0-2, Fleming 1-3) Bethune Cookman 3-13 (King 0-2, Lockwood 2-6, Harris 0-3, Cox 1-2)

Turnovers: Minnesota 13, Bethune Cookman 14

Personal Fouls: Minnesota 21, Bethune Cookman 26

Technical: Bethune Cookman bench (18:44 left in 2nd half) Fouled Out: none Att: 11,874

MINNESOTA 81, DARTMOUTH 62

Williams Arena * Dec. 22, 2000 * Attendance: 11,864

Recap: Senior forward John-Blair Bickerstaff scored 14 points and junior forward Dusty Rychart posted his second double-double of the season with 13 points and 10 rebounds to lead the Golden Gophers to an 81-62 win heading into the Christmas break. Minnesota was playing its first game in 10 days due to the annual finals week layoff. A total of four players finished in double figures, with Shane Schilling scoring 10 of his 13 points in the first half.

Minnesota	Min	FG-A	FT-A	R	A	Pt	Dartmouth	Min	FG-A	FT-A	R	A	Pt
Bickerstaff, F	26	6-10	2-2	6	2	14	McGinnis, F	28	0-3	0-0	7	3	0
Bauer, F	27	2-7	2-3	5	1	7	Harris, F	20	4-10	4-4	3	0	13
Rychart, C	27	5-8	3-3	10	4	13	Kissling, C	37	6-11	2-2	7	2	18
Schilling, G	19	5-7	0-0	3	1	13	Boyd, G	35	2-7	3-4	3	2	7
Simmons, G	26	3-9	4-5	3	4	10	Buth, G	37	3-10	1-2	1	4	7
Bennett	21	0-1	0-0	2	0	0	Davis	12	1-4	0-0	2	0	3
Burleson	17	3-5	0-0	3	2	8	Friel	4	0-1	0-0	0	0	0
Fleming	12	2-4	0-0	1	3	5	Osmanovic	13	5-7	0-0	2	1	13
Wildenborg	10	1-3	3-4	1	0	5	Naihe	5	0-1	0-0	1	0	0
Hagen	6	2-3	0-2	1	0	4	Klingbeil	8	0-4	1-2	2	0	1
Hokenson	3	1-1	0-0	2	0	2	Swanson	1	0-0	0-0	1	0	0
Lorang	3	0-2	0-0	0	0	0							
Chall	3	0-0	0-0	0	0	0							
TEAM				3			TEAM				4		
Totals	200	30-60	14-19	40	17	81	Totals	200	21-58	11-14	33	12	62

Halftime: Minnesota 41, Dartmouth 28 3-Pt Goals: Minn - 7-15 (Bauer 1-2, Rychart 0-1, Schilling 3-3, Simmons 0-2, Bennett 0-1, Burleson 2-3, Fleming 1-2, Lorang 0-1) Dartmouth - 9-27 (Harris 1-3, Kissling 4-8, Buth 0-6, Davis 1-1, Friel 0-1, Osmanovic 3-5, Naihe 0-1, Klingbeil 0-2)

Turnovers: Minnesota 12, Dartmouth 14

Personal Fouls: Minnesota 15, Dartmouth 19

Technical: none Fouled Out: Kissling Att: 11,864

MINNESOTA 69, LOUISIANA TECH 53

Williams Arena * Dec. 12, 2000 * Attendance: 11,799

Recap: Senior forward John-Blair Bickerstaff played his most statistically complete game of the season as he scored 16 points, grabbed eight rebounds and dished out seven assists in Minnesota's 16-point win at Williams Arena. Dusty Rychart scored 15 points and Shane Schilling and Michael Bauer each chipped in 10 points each. The four players in double figures for Minnesota combined to shoot 17-for-30 (.567) from the field.

Minnesota	Min	FG-A	FT-A	R	A	Pt	La. Tech	Min	FG-A	FT-A	R	A	Pt
Bickerstaff, F	34	7-11	1-3	8	7	16	Davis, F	5	0-1	0-0	0	0	0
Rychart, F	31	6-9	3-4	9	0	15	Meeking, F	24	4-8	0-2	6	0	8
Wildenborg, C	15	1-2	1-2	0	0	3	Johnson, C	27	4-6	0-0	9	0	8
Schilling, G	21	4-7	0-0	4	2	10	Stamps, G	31	4-8	0-0	4	0	10
Simmons, G	29	2-6	2-2	1	2	7	Lewis, G	35	1-3	0-0	1	4	2
Bauer	18	4-6	1-1	2	2	10	Henderson	37	8-20	0-1	3	5	19
Burleson	16	0-2	0-0	0	4	0	Cole	17	2-7	1-2	0	0	6
Bennett	11	0-4	0-0	1	1	0	Fowler	12	0-1	0-0	6	0	0
Fleming	16	3-8	2-2	1	0	8	Williams	4	0-0	0-0	0	0	0
Hagen	6	0-0	0-0	0	0	0	Martin	8	0-2	0-0	0	0	0
Hokenson	1	0-1	0-0	0	0	0							
Lorang	1	0-1	0-0	1	0	0							
Chall	1	0-0	0-0	1	0	0							
TEAM				8			TEAM				4		
Totals	200	27-57	10-14	36	18	69	Totals	200	23-56	1-5	31	9	53

Halftime: Minnesota 37, Louisiana Tech 26 3-Pt Goals: Minn - 5-16 (Bickerstaff 1-3, Schilling 2-2, Simmons 1-3, Bauer 1-3, Bennett 0-2, Fleming 0-1, Hokenson 0-1, Lorang 0-1) Louisiana Tech - Davis 0-1, Meeking 0-1, Stamps 2-5, Lewis 0-1, Henderson 3-10, Cole 1-4, Martin 0-1

Turnovers: Minnesota 14, Louisiana Tech 19

Personal Fouls: Minnesota 14, Louisiana Tech 15

Technical: none Fouled Out: none Att: 11,799

MINNESOTA 74, NEBRASKA 70

Williams Arena * Dec. 28, 2000 * Attendance: 11,657

Recap: Senior forward John-Blair Bickerstaff tipped in a missed free throw with eight seconds remaining to force overtime, then hit a key three pointer in the extra session to lead the Golden Gophers to a come-for-behind win. The win was the fifth of the season for Minnesota when trailing with 6:00 to play. Bickerstaff scored 13 of his game-high 17 points in the second half and overtime. Michael Bauer and Terrance Simmons each contributed 14 points.

Minnesota	Min	FG-A	FT-A	R	A	Pt	Nebraska	Min	FG-A	FT-A	R	A	Pt
Bickerstaff, F	34	7-11	2-2	7	4	17	Belcher, F	38	3-14	4-4	8	5	10
Rychart, F	40	6-8	0-0	7	1	12	Bradford, F	39	3-9	2-2	6	1	8
Wildenborg, C	11	2-4	1-2	3	0	5	Ffriend, C	38	6-9	1-7	8	1	13
Schilling, G	26	1-7	4-4	4	0	6	Augustine, G	23	2-6	0-0	3	5	5
Simmons, G	36	3-9	7-12	3	5	14	Fields, G	32	4-6	1-1	8	0	12
Hagen	2	0-0	0-0	1	0	0	Cochran	27	4-10	0-0	2	2	12
Burleson	15	1-4	0-1	1	1	3	Conklin	13	1-2	0-0	2	0	3
Bauer	34	5-13	3-5	8	4	14	Robinson	15	2-8	1-2	1	1	7
Fleming	13	1-3	0-0	1	0	3	Wortmann	0+	0-0	0-0	0	0	0
Bennett	14	0-4	0-0	2	0	0							
TEAM				2			TEAM				7		
Totals	200	26-63	17-26	39	15	74	Totals	200	25-64	9-16	45	15	70

Halftime: Minnesota 27, Nebraska 31 3-Pt Goals: Minn - 5-23 (Bickerstaff 1-2, Schilling 0-3, Simmons 1-4, Burleson 1-2, Bauer 1-6, Fleming 1-2, Bennett 0-4) Nebraska - 11-27 (Belcher 0-3, Augustine 1-5, Fields 3-4, Cochran 4-8, Conklin 1-2, Robinson 2-5)

Turnovers: Minnesota 11, Nebraska 21

Personal Fouls: Minnesota 18, Nebraska 23

Technical: none Fouled Out: Belcher, Augustine Att: 11,657

MINNESOTA GOLDEN GOPHER BASKETBALL

2000-01 Season Recaps/Boxscores

MINNESOTA 93, CENTENARY 59

Williams Arena • Dec. 30, 2000 • Attendance: 12,055

Recap: Five Golden Gophers scored in double figures for the first time since an 85-82 win over Iowa on Jan. 12, 2000 as Minnesota cruised to a 34-point win in its final nonconference test. Senior guard Terrance Simmons recorded team highs with 17 points and four assists while reserve Travarus Bennett led the rebounding effort with eight boards. Minnesota shot the ball well from the field (50 percent) and benefitted from 45 free throw attempts.

Minnesota	Min	FG-A	FT-A	R	A	Pt	Centenary	Min	FG-A	FT-A	R	A	Pt
Bickerstaff, F	28	5-8	4-7	6	1	14	Chism, F	3	0-0	0-0	0	0	0
Bauer, F	21	4-7	2-5	3	0	12	Odokoya, F	19	0-3	0-0	5	1	0
Rychart, C	25	4-6	5-5	7	2	13	Williams, C	18	1-7	1-2	3	1	3
Schilling, G	21	1-6	2-2	1	0	5	Atamah, G	22	2-7	4-6	4	2	8
Simmons, G	25	4-7	7-8	5	4	17	McCullum, G	37	9-19	5-5	4	1	25
Burleson	14	3-4	5-6	1	2	14	Rabenhorst	23	0-3	0-0	6	1	0
Wildenborg	12	1-3	4-6	2	1	6	Harris	18	3-3	0-0	0	1	7
Fleming	15	0-2	1-2	2	2	1	Gale	26	3-9	2-3	4	0	8
Bennett	19	1-3	0-0	8	3	3	Tomorad	16	4-6	0-1	1	0	8
Hagen	11	2-2	1-2	2	0	5	Ilic	18	0-4	0-0	2	3	0
Hokenson	3	0-1	0-0	1	0	0							
Lorang	3	1-2	1-2	1	1	3							
Chall	3	0-1	0-0	1	0	0							
TEAM				2			TEAM				4		
Totals	200	26-52	32-45	42	16	93	Totals	200	22-61	12-17	33	10	59

Halftime: Minnesota 50, Centenary 28 3-Pt Goals: Minn - 9-23 (Bickerstaff 0-1, Bauer 2-4, Rychart 0-0, Schilling 1-4, Simmons 2-5, Burleson 3-4, Fleming 0-1, Bennett 1-2, Hokenson 0-1, Lorang 0-1) Centenary - 3-14 (Williams 0-1, Atamah 0-2, McCollum 2-6, Harris 1-1, Ilic 0-4)

Turnovers: Minnesota 9, Centenary 15

Personal Fouls: Minnesota 18, Centenary 30

Technical: none

Fouled Out: none

Att: 12,055

MINNESOTA 54, WISCONSIN 49

Williams Arena • Jan. 6, 2001 • Attendance: 14,010

Recap: Minnesota used a strong defensive effort to gain its first Big Ten win, 54-49, over #12 Wisconsin at Williams Arena. The Golden Gophers held the Badgers without a field goal for 10:52 of the second half - UW had held Minnesota without a point for 10:33 spanning the final 8:18 of the first half and initial 2:15 of the second half. Sophomore guard Shane Schilling was a perfect 3-for-3 from behind the three-point arc and led the team with 12 points.

Minnesota	Min	FG-A	FT-A	R	A	Pt	Wisconsin	Min	FG-A	FT-A	R	A	Pt
Bickerstaff, F	34	2-4	5-6	7	1	9	Kowske, F	22	1-4	0-0	9	0	2
Bauer, F	27	4-7	0-0	8	3	11	Linton, F	33	8-15	2-3	10	0	19
Rychart, F	33	4-7	1-2	4	1	9	Penney, G	25	2-5	0-0	1	1	4
Schilling, G	24	4-5	1-4	2	1	12	Kelley, G	37	3-8	3-4	3	2	9
Simmons, G	20	0-6	0-1	0	1	0	Boone, G	23	1-8	0-0	1	3	3
Fleming	14	1-4	0-0	2	1	3	Bower	3	0-1	0-0	0	0	0
Wildenborg	16	2-5	2-5	9	0	6	Wills	9	0-1	1-2	4	1	1
Burleson	22	1-5	1-2	1	4	4	Vershaw	34	1-4	6-9	3	1	8
Bennett	10	0-1	0-0	1	0	0	Davis	13	1-4	1-2	2	1	3
							Owens	1	0-0	0-0	0	0	0
TEAM				2			TEAM				5		
Totals	200	18-44	10-20	36	12	54	Totals	200	17-50	13-20	35	9	49

Halftime: Minnesota 23, Wisconsin 24 3-Pt Goals: Minn - 8-18 (Bauer 3-5, Schilling 3-3, Simmons 0-3, Fleming 1-3, Burleson 1-4) Wisconsin - 2-13 (Linton 1-1, Penney 0-3, Kelley 0-3, Boone 1-3, Bower 0-1, Vershaw 0-1, Davis 0-1)

Turnovers: Minnesota 17, Wisconsin 13

Personal Fouls: Minnesota 21, Wisconsin 19

Technical: none

Fouled Out: none

Att: 14,010

ILLINOIS 80, MINNESOTA 64

Assembly Hall • Jan. 3, 2001 • Attendance: 13,840

Recap: Despite staying in the game through the first half, the Golden Gophers could not match the firepower of #98 Illinois and dropped their Big Ten opener 80-64. Center Marcus Griffin poured in a game-high 27 points while guard Frank Williams scored all of his 16 points in the second half. After leading by only two at halftime, the Fighting Illini went on a 9-0 run to start the second half to build a double digit lead that would hold through the game.

Minnesota	Min	FG-A	FT-A	R	A	Pt	Illinois	Min	FG-A	FT-A	R	A	Pt
Bickerstaff, F	34	2-8	2-3	5	4	6	Cook, F	29	2-7	2-2	11	1	7
Bauer, F	24	4-7	0-0	1	2	10	McClain, F	8	0-0	0-0	1	0	0
Rychart, C	32	9-14	2-2	5	1	21	Griffin, C	34	11-15	5-5	7	1	27
Schilling, G	28	2-8	1-1	1	1	5	Bradford, G	28	4-4	0-0	1	3	9
Simmons, G	27	4-10	0-1	0	1	8	Williams, G	32	5-9	5-5	2	3	16
Burleson	10	0-3	0-0	0	0	0	Melton	8	0-5	0-0	0	0	0
Fleming	13	1-3	9-11	1	2	12	Mast	1	0-0	0-0	0	0	0
Bennett	16	1-1	0-0	4	2	2	Cross	2	0-2	0-0	2	0	0
Lorang	1	0-0	0-0	1	0	0	Archibald	12	1-4	7-10	5	0	9
Wildenborg	7	0-0	0-0	1	0	0	Johnson	24	2-5	1-2	4	3	6
Chall	1	0-0	0-0	0	0	0	Harrington	19	2-5	0-0	2	2	6
Hagen	7	0-1	0-2	2	0	0	Howard	3	0-0	0-0	0	0	0
TEAM				5			TEAM				5		
Totals	200	23-55	14-20	26	13	64	Totals	200	27-56	20-24	40	13	80

Halftime: Minnesota 27, Illinois 29 3-Pt Goals: Minn - 4-14 (Bauer 2-4, Rychart 1-2, Simmons 0-3, Schilling 0-1, Burleson 0-2, Fleming 1-2) Illinois - 6-17 (Cook 1-3, Bradford 1-1, Williams 1-2, Melton 0-4, Cross 0-1, Johnson 1-2, Harrington 2-4)

Turnovers: Minnesota 18, Illinois 21

Personal Fouls: Minnesota 20, Illinois 22

Technical: none

Fouled Out: Burleson

Att: 13,840

OHIO STATE 75, MINNESOTA 72

Value City Arena • Jan. 13, 2001 • Attendance: 17,528

Recap: The Golden Gophers rallied from a 23-point deficit in the second half to pull within one point late in the game, but the Buckeyes held on for a three-point win. Minnesota had a chance to tie the game late in the contest, but junior forward Dusty Rychart's two three-point attempts fell short of sending the game to overtime. Minnesota was led by senior guard Terrance Simmons, who scored a season-high 27 points - 21 of which came in the second-half rally.

Minnesota	Min	FG-A	FT-A	R	A	Pt	Ohio State	Min	FG-A	FT-A	R	A	Pt
Bickerstaff, F	34	2-6	0-0	6	3	4	Williams, F	27	3-6	4-5	3	1	10
Bauer, F	32	4-10	4-4	3	1	15	Johnson, C	34	4-5	5-6	6	1	13
Rychart, F	25	2-10	1-2	6	2	5	Darby, G	32	3-7	0-0	6	0	8
Schilling, G	19	1-2	2-2	4	0	4	Brown, G	36	2-8	7-7	4	2	11
Simmons, G	32	10-17	3-4	0	5	27	Savovic, G	33	3-8	7-12	3	5	14
Burleson	21	3-7	4-5	2	3	12	Connolly	21	5-10	0-0	1	2	15
Fleming	6	0-2	1-2	1	0	1	Dudley	6	1-2	0-0	3	0	2
Bennett	15	0-2	0-0	5	0	0	Martin	11	1-1	0-0	3	3	2
Wildenborg	15	1-2	0-2	2	0	2							
Hagen	1	1-1	0-0	0	0	2							
TEAM				2			TEAM				2		
Totals	200	24-59	15-21	31	14	72	Totals	200	22-47	23-30	31	14	75

Halftime: Minnesota 22, Ohio State 39 3-Pt Goals: Minn - 9-27 (Bauer 3-7, Rychart 0-3, Simmons 4-8, Burleson 2-6, Fleming 0-2, Bennett 0-1) Ohio State - 8-15 (Darby 2-4, Brown 0-1, Savovic 1-3, Connolly 5-7)

Turnovers: Minnesota 19, Ohio State 24

Personal Fouls: Minnesota 26, Ohio State 21

Technical: none

Fouled Out: Burleson (MN), Connolly (OSU)

Att: 17,528

MINNESOTA GOLDEN GOPHER BASKETBALL

2000-01 Season Recaps/Boxscores

MINNESOTA 70, PURDUE 67

Williams Arena * Jan. 17, 2001 * Attendance: 12,716

Recap: Minnesota never trailed the entire contest in defeating Purdue to even its Big Ten record at 2-2 and raise their overall record to 14-3. Four Minnesota starters combined to score 61 of the team's 70 points. Seniors Terrance Simmons and John-Blair Bickerstaff led the team on the boards with nine each. Purdue shot only 19 percent in the first half, but hit 10 of its first 12 shots in the second half to quickly cut into Minnesota's 17-point halftime lead.

Minnesota	Min	FG-A	FT-A	R	A	Pt	Purdue	Min	FG-A	FT-A	R	A	Pt
Bickerstaff, F	36	3-9	6-10	9	2	12	Lowe, F	30	4-9	2-2	5	5	10
Rychart, F	33	8-14	6-9	5	5	23	Smith, F	33	4-10	0-0	6	3	9
Bauer, F	28	4-11	2-4	6	2	12	Allison, C	20	5-11	1-4	7	2	11
Schilling, G	21	0-1	0-0	2	4	0	Lewis, G	17	0-5	0-0	6	1	0
Simmons, G	36	5-12	2-4	9	3	14	Cunningham, G	26	2-8	0-0	2	2	6
Wildenborg	10	0-0	0-1	0	0	0	Wetzel	19	2-3	5-7	8	1	9
Burleson	17	0-3	2-2	4	1	2	Parkinson	14	2-3	0-0	1	1	5
Hagen	1	0-0	0-0	0	1	0	Deane	10	2-4	0-0	0	1	4
Fleming	6	3-5	0-0	1	0	7	Buscher	6	0-2	0-0	2	0	0
Bennett	12	0-0	0-0	3	0	0	Marshall	21	4-8	3-3	0	1	13
							Garrity	4	0-1	0-0	0	0	0

TEAM	200	23-55	18-30	40	18	70	TEAM	200	25-64	11-16	41	17	67
Totals							Totals						

Halftime: Minnesota 35, Purdue 18 3-Pt Goals: Minn - 6-17 (Rychart 1-1, Bauer 2-7, Simmons 2-4, Schilling 0-1, Burleson 0-1, Fleming 1-3) Purdue - 6-15 (Lowe 0-1, Smith 1-3, Cunningham 2-5, Parkinson 1-2, Marshall 2-4)

Turnovers: Minnesota 14, Purdue 14

Personal Fouls: Minnesota 18, Purdue 24

Technical: none Fouled Out: Lowe (P), Deane (P) Att: 12,716

IOWA 87, MINNESOTA 74

Williams Arena * Jan. 24, 2001 * Attendance: 14,523

Recap: The Hawkeyes took control of the game from the outset in defeating the Golden Gophers in Minneapolis. Iowa featured four players in double figures, led by forward Reggie Evans with 25 points and 10 rebounds. The loss was the first for the Golden Gophers at home during the 2000-01 season. Seniors John-Blair Bickerstaff and Terrance Simmons each contributed 15 points in the setback, with Simmons adding eight assists.

Minnesota	Min	FG-A	FT-A	R	A	Pt	Iowa	Min	FG-A	FT-A	R	A	Pt
Bickerstaff, F	32	6-9	2-5	3	6	15	Henderson, F	22	1-5	3-4	4	3	5
Rychart, F	34	5-10	3-4	9	2	13	Evans, F	37	9-14	6-10	10	3	25
Bauer, F	28	2-8	1-3	3	0	5	Reiner, C	14	2-2	2-4	6	0	6
Schilling, G	22	4-7	0-0	2	1	8	Oliver, G	34	3-7	6-7	3	7	15
Simmons, G	37	6-15	2-2	2	8	15	Recker, G	37	5-8	4-4	3	3	17
Fleming	18	3-6	0-3	2	2	9	Worley	20	1-4	3-4	3	0	5
Wildenborg	10	0-1	2-4	1	0	2	Hogan	19	4-5	0-0	3	2	10
Bennett	19	3-4	0-0	2	0	7	Boyd	8	0-1	0-0	1	0	0
							Scott	7	1-3	2-2	4	0	4
							Thompson	2	0-0	0-0	1	0	0

TEAM	200	29-60	10-21	25	19	74	TEAM	200	26-49	26-35	39	18	87
Totals							Totals						

Halftime: Minnesota 36, Iowa 47 3-Pt Goals: Minn - 6-23 (Bauer 0-2, Bickerstaff 1-3, Simmons 1-7, Rychart 0-2, Schilling 0-2, Fleming 3-5, Bennett 1-2) Iowa - 9-14 (Evans 1-1, Oliver 3-5, Recker 3-5, Hogan 2-2, Boyd 0-1)

Turnovers: Minnesota 9, Iowa 16

Personal Fouls: Minnesota 27, Iowa 22

Technical: none Fouled Out: Rychart, Fleming Att: 14,523

MINNESOTA 78, INDIANA 74

Williams Arena * Jan. 20, 2001 * Attendance: 13,120

Recap: In a season of comeback wins, Minnesota may have saved its best theater for this Inauguration Day game by claiming a 78-74 overtime win after trailing by 13 points with 2:58 remaining. The Golden Gophers scored 14 of the final 15 points in regulation to draw even at 69-69, then junior forward Druy Rychart keyed the overtime session by cashing in on all six free throw attempts. Rychart led the team effort with 21 points and a season-high 16 rebounds.

Minnesota	Min	FG-A	FT-A	R	A	Pt	Indiana	Min	FG-A	FT-A	R	A	Pt
Bickerstaff, F	43	3-10	3-4	6	6	10	Jeffries, F	33	2-6	6-6	7	2	10
Rychart, F	36	7-14	7-9	16	0	21	Newton, F	34	4-8	1-1	9	1	9
Wildenborg, C	6	0-2	0-0	0	0	0	Haston, C	37	8-17	1-3	11	1	17
Schilling, G	32	3-9	0-0	1	1	6	Fife, G	41	4-11	4-5	5	2	12
Simmons, G	16	1-4	0-0	1	4	3	Coverdale, G	43	4-9	3-4	2	5	12
Bauer	33	7-12	0-0	1	0	19	Hornsby	24	6-11	1-2	3	0	14
Bennett	19	0-3	2-2	1	2	2	Move	12	0-1	0-0	3	0	0
Fleming	27	6-11	2-3	1	2	15	Owens	1	0-1	0-0	0	0	0
Burleson	10	1-3	0-0	1	1	2							
Hagen	3	0-1	0-0	1	1	0							

TEAM	200	28-69	14-18	36	17	78	TEAM	200	28-64	16-21	45	11	74
Totals							Totals						

Halftime: Minnesota 33, Indiana 38 3-Pt Goals: Minn - 8-21 (Bickerstaff 1-1, Schilling 0-3, Simmons 1-2, Bauer 5-8, Bennett 0-2, Fleming 1-4, Burleson 0-1) Indiana - 2-15 (Jeffries 0-1, Haston 0-1, Fife 0-4, Coverdale 1-5, Hornsby 1-3, Owens 0-1)

Turnovers: Minnesota 9, Indiana 17

Personal Fouls: Minnesota 18, Indiana 19

Technical: none Fouled Out: none Att: 13,120

PURDUE 83, MINNESOTA 68

Mackey Arena * Jan. 27, 2001 * Attendance: 14,123

Recap: Purdue built a 17-point halftime lead, reversing the tables from the previous week's encounter with the Boilermakers at Williams Arena when the Golden Gophers enjoyed a 17-point cushion at intermission. Minnesota made an early second-half run to narrow the gap to as little as four points, but was dealt a severe blow when forward Michael Bauer was lost for the season with a broken arm. Guard Terrance Simmons led four players in double figures (17).

Minnesota	Min	FG-A	FT-A	R	A	Pt	Purdue	Min	FG-A	FT-A	R	A	Pt
Bickerstaff, F	27	1-4	2-4	7	7	4	Lowe, F	25	3-4	5-5	4	5	11
Rychart, F	33	4-10	4-4	5	0	13	Smith, F	33	6-13	0-0	7	1	15
Bauer, F	20	5-11	0-0	8	2	12	Allison, C	33	5-10	5-6	8	2	15
Simmons, G	33	5-10	5-6	2	4	17	Deane, G	17	2-3	1-2	1	2	5
Schilling, G	30	5-12	2-2	3	0	15	Cunningham, G	31	7-14	3-4	2	4	21
Burleson	2	0-0	0-0	0	0	0	Buscher	7	0-1	1-2	2	0	1
Fleming	18	2-6	1-2	2	2	5	Parkinson	9	0-0	1-2	0	1	1
Bennett	20	1-6	0-0	1	0	2	Lewis	21	4-7	3-3	2	1	13
Wildenborg	9	0-0	0-0	0	0	0	Marshall	15	0-0	0-3	3	1	0
Hagen	5	0-0	0-0	1	0	0	Wetzel	5	0-0	0-0	1	0	0
Anderie	2	0-1	0-0	2	0	0	Best	2	0-1	1-2	0	0	1
Boiden	1	0-0	0-0	0	0	0	Garrity	2	0-1	0-0	2	0	0

TEAM	200	23-60	14-18	35	14	68	TEAM	200	27-54	20-29	34	17	83
Totals							Totals						

Halftime: Minnesota 27, Purdue 44 3-Pt Goals: Minn - 8-21 (Bickerstaff 0-2, Rychart 1-1, Bauer 2-4, Simmons 2-3, Schilling 3-7, Fleming 0-3, Bennett 0-1) Purdue - 9-19 (Smith 3-6, Deane 0-1, Cunningham 4-8, Lewis 2-3, Best 0-1)

Turnovers: Minnesota 17, Purdue 15

Personal Fouls: Minnesota 20, Purdue 17

Technical: none Fouled Out: Deane Att: 14,123

MINNESOTA GOLDEN GOPHER BASKETBALL

2000-01 Season Recaps/Boxscores

IOWA 64, MINNESOTA 55

Carver-Hawkeye Arena • Jan. 31, 2001 • Attendance: 15,500

Recap: Despite a career-high 21 points from senior forward John-Blair Bickerstaff, the Golden Gophers dropped a 64-55 decision to the Hawkeyes in Iowa City. Minnesota rallied from a 13-point deficit late in the second half to pull to within three points a two occasions. Forward Reggie Evans, who led the Hawkeyes with 19 points and 15 rebounds, scored a pair of baskets late to fend off the Golden Gopher rally. Bickerstaff added nine rebounds and five assists.

Minnesota	Min	FG-A	FT-A	R	A	Pt	Iowa	Min	FG-A	FT-A	R	A	Pt
Bickerstaff, F	37	7-12	6-8	9	5	21	Worley, F	22	1-4	0-0	2	1	2
Rychart, F	26	4-8	0-0	7	2	8	Evans, F	33	7-15	5-8	15	2	19
Wildenborg, C	17	1-3	0-0	4	0	2	Reiner, C	18	1-3	5-6	6	1	7
Simmons, G	29	3-8	2-2	1	2	9	Hogan, G	36	3-12	4-6	4	3	12
Schilling, G	30	3-11	2-2	3	0	9	Oliver, G	37	2-9	4-4	2	4	8
Burleson	21	2-8	0-0	1	0	6	Boyd	25	1-4	3-5	0	3	6
Fleming	7	0-3	0-0	0	0	0	Thompson	7	0-0	0-0	3	1	0
Bennett	21	0-6	0-0	5	1	0	Scott	16	4-6	0-0	5	1	8
Anderle	1	0-0	0-0	0	0	0	Sonderleiter	6	1-1	0-0	0	0	2
Hagen	11	0-1	0-0	3	1	0							

TEAM	2					TEAM	6						
Totals	200	20-60	10-12	35	11	55	Totals	200	20-54	21-29	43	16	64

Halftime: Minnesota 20, Iowa 27 3-Pt Goals: Minn - 5-22 (Bickerstaff 1-3, Simmons 1-4, Schilling 1-6, Burleson 2-4, Fleming 0-2, Bennett 0-3) Iowa - 3-18 (Worley 0-2, Hogan 2-8, Oliver 0-4, Boyd 1-4)

Turnovers: Minnesota 19, Iowa 15
 Personal Fouls: Minnesota 21, Iowa 17
 Technicals: Minnesota bench Fouled Out: none Att: 15,500

MINNESOTA 66, NORTHWESTERN 59

Welsh-Ryan Arena • Feb. 6, 2001 • Attendance: 3,346

Recap: Minnesota's first conference road win in two seasons felt more like a loss after senior forward John-Blair Bickerstaff fractured his left leg early in the first half. The injury came almost one year to the day Bickerstaff suffered the same injury in a game against Indiana at Williams Arena - and like the contest against the Hoosiers, his teammates rallied from a deficit to win the game. Reserve forward Travarius Bennett led the way with 16 points and 11 boards.

Minnesota	Min	FG-A	FT-A	R	A	Pt	Northwestern	Min	FG-A	FT-A	R	A	Pt
Bickerstaff, F	2	1-1	0-0	0	0	2	Blake, F	39	3-15	0-0	4	3	8
Rychart, F	35	6-8	2-3	7	3	14	Johnson, F	35	4-15	1-1	4	3	9
Burleson, G	22	3-8	0-2	1	3	9	Hardy, C	16	2-3	2-4	2	1	6
Simmons, G	37	3-10	1-2	3	6	8	Young, G	26	4-6	2-5	2	1	13
Schilling, G	33	3-5	2-2	3	5	11	Drayton, G	40	2-5	2-4	6	4	7
Fleming	21	1-3	1-2	2	1	4	Burke	16	0-1	2-2	1	0	2
Bennett	31	7-11	2-4	11	2	16	Jennings	28	3-8	8-12	5	1	14
Wildenborg	6	0-0	0-0	0	0	0							
Hagen	13	1-1	0-0	3	1	2							

TEAM	3					TEAM	7						
Totals	200	25-47	8-15	33	21	66	Totals	200	18-53	17-28	31	13	59

Halftime: Minnesota 33, Northwestern 28 3-Pt Goals: Minn - 8-18 (Burleson 3-5, Simmons 1-6, Schilling 3-4, Fleming 1-2, Bennett 0-1) Northwestern - 6-22 (Blake 2-11, Johnson 0-4, Young 3-4, Drayton 1-2, Burke 0-1)

Turnovers: Minnesota 16, Northwestern 13
 Personal Fouls: Minnesota 18, Northwestern 18
 Technicals: none Fouled Out: none Att: 3,346

OHIO STATE 73, MINNESOTA 66

Williams Arena • Feb. 3, 2001 • Attendance: 13,581

Recap: Center Ken Johnson led the team with 28 points, seven rebounds and six blocked shots to lead the Buckeyes over the Golden Gophers to hand Minnesota its fourth straight loss. Johnson scored half of his game-high total from the free-throw line to help the Buckeyes overcome 19 turnovers. Minnesota was able to rally from a 23-point second half deficit to cut the lead to just five points late in the game.

Minnesota	Min	FG-A	FT-A	R	A	Pt	Ohio State	Min	FG-A	FT-A	R	A	Pt
Bickerstaff, F	34	1-7	2-2	5	6	4	Williams, F	14	4-5	0-0	5	1	8
Rychart, F	36	8-13	3-5	12	0	21	Johnson, C	32	7-13	14-15	7	2	28
Wildenborg, C	9	0-3	0-0	0	0	0	Brown, G	38	6-8	2-5	6	5	15
Simmons, G	22	2-9	0-0	0	2	5	Connolly, G	23	2-4	2-2	3	2	7
Schilling, G	31	3-9	7-10	4	2	13	Savovic, G	35	2-8	1-1	2	4	5
Hagen	15	3-4	0-1	2	0	6	Martin	17	1-2	0-0	4	0	2
Burleson	14	0-2	0-0	2	2	0	Darby	26	0-3	3-4	3	0	3
Fleming	19	4-8	2-2	1	1	13	Ocokolju	7	0-1	0-0	1	0	0
Bennett	18	1-3	2-2	3	1	4	Dudley	8	2-3	1-1	0	0	5
Bolden	2	0-1	0-0	1	0	0							

TEAM	2					TEAM	2						
Totals	200	22-59	16-22	32	14	66	Totals	200	24-47	23-28	34	14	73

Halftime: Minnesota 23, Ohio State 40 3-Pt Goals: Minn - 6-16 (Bickerstaff 0-2, Rychart 2-2, Schilling 1-4, Simmons 0-1, Burleson 0-2, Fleming 3-4, Bennett 0-1) Ohio State - 2-10 (Brown 1-1, Connolly 1-3, Savovic 0-5, Darby 0-1)

Turnovers: Minnesota 14, Ohio State 19
 Personal Fouls: Minnesota 23, Ohio State 19
 Technicals: none Fouled Out: none Att: 13,581

MICHIGAN STATE 94, MINNESOTA 83

Welsh-Ryan Arena • Feb. 6, 2001 • Attendance: 3,346

Recap: A valiant Minnesota effort fell short as #4/4 Michigan State defeated the Golden Gophers 94-83 at Williams Arena. Minnesota drained a school-record 16 three-point shots and trailed by only two points with 3:54 remaining. Guard Terrance Simmons poured in a career-high 34 points on 11-for-18 shooting (7-for-12 three-point FG) to lead Minnesota's injury-riddled team. Six Spartans, led by Charlie Bell's 17 points, were in double figures.

Minnesota	Min	FG-A	FT-A	R	A	Pt	Michigan St.	Min	FG-A	FT-A	R	A	Pt
Schilling, F	35	3-10	2-2	3	1	11	Hutson, F	31	6-10	2-4	7	1	14
Rychart, F	36	4-10	1-1	2	0	10	Richardson, F	29	5-9	5-6	6	1	16
Hagen, C	17	2-4	0-0	4	1	4	Anagonye, C	27	3-3	0-0	3	2	6
Simmons, G	39	11-18	5-8	6	5	34	Thomas, G	25	5-6	2-2	7	3	12
Burleson, G	37	4-7	5-7	2	4	16	Bell, G	36	5-9	6-10	9	6	17
Wildenborg	8	0-2	0-0	1	0	0	Taylor	20	4-9	1-2	0	3	11
Fleming	28	2-6	2-2	0	3	8	Randolph	16	3-7	6-7	6	2	12
Bolden	0	0-0	0-0	0	0	0	Chappell	13	1-2	2-2	0	0	4
							Ballinger	3	1-2	0-0	1	0	2

TEAM	5					TEAM	2						
Totals	200	26-57	15-20	23	14	83	Totals	200	33-57	24-33	41	18	94

Halftime: Minnesota 40, Michigan State 48 3-Pt Goals: Minn - 16-30 (Schilling 3-7, Rychart 1-2, Hagen 0-0, Simmons 7-12, Burleson 3-5, Fleming 2-4) Michigan State - 4-12 (Richardson 1-4, Bell 1-2, Taylor 2-5, Chappell 0-1)

Turnovers: Minnesota 15, Michigan State 17
 Personal Fouls: Minnesota 25, Michigan State 20
 Technicals: Richardson (MSU) Fouled Out: Rychart (MN), Taylor (MSU) Att: 14,210

MINNESOTA GOLDEN GOPHER BASKETBALL

2000-01 Season Recaps/Boxscores

PENN STATE 82, MINNESOTA 62

Williams Arena • Feb. 14, 2001 • Attendance: 13,715

Recap: A Golden Gopher comeback was just not going to happen against Penn State. The Nittany Lions went on a 17-0 run in the middle of the second half to seal Minnesota's fate. Penn State shot 48 percent from behind the three-point arc, while the Gophers shot only 37 percent from the floor overall. Junior Dusty Rychart was the only Gopher in double figures, leading all scorers with 22. Gyasi Cline-Heard led Penn State with 21. Joe Crispin and Tyler Smith added 15 a piece.

Minnesota	Min	FG-A	FT-A	R	A	Pt	Penn State	Min	FG-A	FT-A	R	A	Pt
Schilling, F	34	2-8	3-3	8	3	7	Ivory, F	25	3-5	1-2	3	5	9
Rychart, F	31	9-13	4-4	6	0	22	Cline-Heard, F	33	7-12	7-9	6	3	21
Hagen, C	12	1-2	0-0	2	0	2	Smith, C	31	7-13	0-0	8	1	15
Burleson, G	20	1-8	0-0	1	3	3	Joe Crispin, G	35	5-14	5-11	2	4	15
Simmons, G	31	1-10	2-2	3	0	4	Jon Crispin, G	21	2-5	0-0	1	2	4
Fleming	23	3-10	1-2	3	1	8	Banta	7	0-2	0-0	3	0	0
Bennett	22	3-6	0-0	8	0	7	Tate	12	2-4	0-0	4	0	4
Wildenborg	9	1-2	0-0	4	0	2	Egekeze	6	0-1	0-0	0	0	0
Hokenson	4	1-1	0-0	2	0	2	Watkins	19	4-6	0-0	4	5	11
Lorang	4	1-1	2-2	0	0	5	Krimmel	3	0-2	0-0	0	0	0
Chall	4	0-1	0-0	1	1	0	Chambliss	3	1-2	0-0	0	0	3
Anderle	4	0-0	0-2	1	0	0	Witkovsky	3	0-1	0-0	2	0	0
Bolden	2	0-1	0-0	0	0	0	Bekale	2	0-0	0-0	1	0	0
TEAM						4	TEAM						2
Totals	200	23-63	12-15	43	8	62	Totals	200	31-67	8-11	36	20	82

Halftime: Minnesota 22, Penn State 30 3-Pt Goals: Minn - 4-12 (Schilling 0-1, Burleson 1-5, Simmons 0-3, Fleming 1-1, Bennett 1-1, Lorang 1-1) Penn State - 12-25 (Ivory 2-4, Smith 1-1, Joe Crispin 5-11, Jon Crispin 0-3, Tate 0-2, Watkins 3-3, Chambliss 1-1)

Turnovers: Minnesota 14, Penn State 8

Personal Fouls: Minnesota 10, Penn State 16

Technical: Penn State - Jon Crispin Fouled Out: none

Att: 13,715

WISCONSIN 64, MINNESOTA 54

Crisler Arena • Feb. 17, 2001 • Attendance: 12,336

Recap: The Golden Gopher starters outscored the Badger starters, but bench scoring made the difference in the game. Wisconsin's bench outscored Minnesota's 13-0. The Golden Gophers were led by Terrence Simmons, who had a nearly flawless game with 23 points, four assists, four steals and only one turnover. Kevin Burleson also scored in double figures, hitting four three-pointers and a field goal for 14 points. Devon Rychart nabbed 12 rebounds.

Minnesota	Min	FG-A	FT-A	R	A	Pt	Wisconsin	Min	FG-A	FT-A	R	A	Pt
Bennett, F	33	2-4	0-0	5	2	4	Kowske, F	30	2-2	1-4	7	0	5
Schilling, F	36	2-9	0-1	3	1	4	Vershaw, F	31	3-9	0-0	3	3	6
Rychart, C	40	3-11	2-2	12	1	9	Penney, G	36	7-11	2-2	5	2	21
Burleson, G	30	5-9	0-1	2	4	14	Kelley, G	29	2-4	2-2	8	3	7
Simmons, G	40	8-17	3-6	1	4	23	Boone, G	34	4-11	2-3	4	3	12
Fleming	13	0-3	0-0	0	0	0	Davis	11	1-3	1-1	3	1	3
Wildenborg	8	0-0	0-0	2	0	0	Linton	19	4-7	0-0	4	3	8
TEAM						5	Owens	4	0-1	0-0	0	0	0
Totals	200	20-53	5-10	30	12	54	Wills	6	1-2	0-1	1	0	2
							TEAM						0
							Totals	200	24-50	8-13	35	15	64

Halftime: Minnesota 31, Wisconsin 30 3-Pt Goals: Minn - 9-24 (Burleson 4-8, Simmons 4-6, Rychart 1-2, Bennett 0-2, Schilling 0-4) Wisconsin - 8-20 (Penney 5-9, Boone 2-7, Kelley 1-3, Linton 0-1)

Turnovers: Minnesota 9, Wisconsin 10

Personal Fouls: Minnesota 17, Wisconsin 10

Technical: None Fouled Out: None

Att: 12,336

MINNESOTA 93, MICHIGAN 75

Crisler Arena • Feb. 17, 2001 • Attendance: 12,336

Recap: A hot-shooting Golden Gopher team crushed Michigan 93-75 in the biggest margin of victory at Ann Arbor ever. Terrence Simmons tallied 30 points as Minnesota posted five players in double figures. Minnesota shot 54.5 percent from the field and 58 percent from three-point range and nailed 14 treys. The Golden Gophers held the larger Wolverines to just 39 percent shooting and 24 percent from beyond the arc. Michigan's 88 percent (21-24) free throw shooting kept the margin close.

Minnesota	Min	FG-A	FT-A	R	A	Pt	Michigan	Min	FG-A	FT-A	R	A	Pt
Schilling, F	38	3-5	0-0	5	2	13	Asselin, F	25	1-3	2-2	4	3	4
Rychart, F	32	4-14	4-5	5	5	12	Blanchard, F	32	7-14	1-1	9	2	17
Bennett, C	25	6-8	2-2	6	0	18	Young, C	33	5-8	5-7	3	0	15
Burleson, G	14	2-4	0-0	1	3	6	Queen, G	36	4-12	0-0	2	4	9
Simmons, G	40	10-15	5-6	4	5	30	Groninger, G	22	2-9	5-6	2	1	10
Fleming	29	3-6	7-10	9	2	13	Jones	19	0-4	6-6	2	1	6
Wildenborg	17	0-1	1-2	5	0	1	Robinson	33	5-11	2-2	4	1	14
Hagen	5	0-0	0-0	0	1	0	TEAM						3
TEAM						2	Totals	200	24-61	21-24	29	12	75
Totals	200	30-55	19-25	37	18	93							

Halftime: Minnesota 44, Michigan 42 3-Pt Goals: Minn - 14-24 (Simmons 5-8, Bennett 4-4, Schilling 3-5, Burleson 2-4, Rychart 0-3) Michigan - 6-25 (Blanchard 2-4, Robinson 2-4, Groninger 1-6, Queen 1-7, Jones 0-4)

Turnovers: Minnesota 17, Michigan 14

Personal Fouls: Minnesota 19, Michigan 18

Technical: None Fouled Out: Bennett (MN), Blanchard (MI)

Att: 12,336

INDIANA 89, MINNESOTA 53

Assembly Hall • Feb. 28, 2001 • Attendance: 17,187

Recap: After keeping the score close in the first half, the Golden Gophers could not make another second half comeback happen against the Hoosiers. Indiana handed them a 36-point loss, the Gophers' worst defeat of the season. Kirk Haston led the way with 21 points and 14 rebounds for Indiana, who as a team shot 27-52 from the field and 29-31 from the line. Indiana also outrebounded Minnesota 48-24. Kerwin Fleming led the Gophers with 17 points.

Minnesota	Min	FG-A	FT-A	R	A	Pt	Indiana	Min	FG-A	FT-A	R	A	Pt
Schilling, F	31	3-10	0-0	2	2	6	Jeffries, F	22	5-7	3-4	5	3	14
Rychart, F	30	5-13	0-0	7	0	10	Haston, F	26	7-12	7-7	14	2	21
Bennett, C	30	2-4	2-2	5	1	8	Coverdale, G	28	3-8	4-4	6	6	12
Burleson, G	32	3-11	0-2	1	1	7	Fife, G	33	2-4	4-4	2	5	8
Simmons, G	27	1-11	0-0	3	1	2	Hornsby, G	35	3-7	4-4	4	1	12
Fleming	26	3-11	8-10	4	2	17	Moye	15	3-4	3-4	5	1	9
Wildenborg	12	0-1	0-0	1	0	0	Leach	11	0-2	0-0	4	0	0
Hagen	6	0-1	3-4	0	0	3	Owens	5	1-3	0-0	1	0	3
Bolden	2	0-0	0-0	0	0	0	Roberts	5	0-1	2-2	1	0	2
Chall	2	0-0	0-0	0	0	0	Newton	20	3-4	2-2	4	0	8
Anderle	2	0-0	0-0	0	0	0	TEAM						2
TEAM						1	Totals	200	27-52	29-31	48	18	89
Totals	200	17-63	13-18	24	7	53							

Halftime: Indiana 35, Minnesota 22 3-Pt Goals: Ind. - 6-16 (Coverdale 2-4, Hornsby 2-5, Jeffries 1-1, Owens 1-3, Fife 0-1, Haston 0-2) Minn. - 6-21 (Fleming 3-5, Bennett 2-4, Burleson 1-6, Rychart 0-1, Schilling 0-2, Simmons 0-3)

Turnovers: Indiana 17, Minnesota 10

Personal Fouls: Minnesota 22, Indiana 17

Technical: None Fouled Out: Rychart (MN)

Att: 17,187

MINNESOTA GOLDEN GOPHER BASKETBALL

2000-01 Season Recaps/Boxscores

ILLINOIS 67, MINNESOTA 59

Williams Arena • March 4, 2001 • Attendance: 14,329

Recap: Minnesota's shot at an upset came up just short as Minnesota fell 67-59 against the No. 5 Fighting Illini. Both teams played outstanding defense limiting each other to 35.8 percent and 36.4 percent shooting from the field with the edge going to Illinois. The Gophers forged a 31-30 halftime lead after a falling behind 14-2 early in the first half. Minnesota led much of the second half before Illinois pulled away late for the victory, clinching a share of the Big Ten regular season championship.

Minnesota	Min	FG-A	FT-A	R	A	Pt	Illinois	Min	FG-A	FT-A	R	A	Pt
Schilling, F	31	3-4	1-2	1	0	8	McClain, F	24	2-5	0-1	5	3	6
Rychart, F	34	4-12	2-2	9	1	10	Cook, F	30	5-9	1-1	7	0	11
Bennett, F	33	4-7	0-0	7	1	9	Griffin, C	31	2-5	4-5	12	3	8
Burleson, G	33	2-8	2-2	3	1	7	Bradford, G	27	1-8	0-0	1	0	3
Simmons, G	38	5-15	5-7	2	5	19	Williams, G	37	5-13	4-4	4	3	15
Fleming	16	1-7	4-4	2	1	6	Harrington	23	3-9	4-4	1	0	13
Hagen	14	0-0	0-1	3	0	0	Johnson	16	0-2	4-4	3	0	4
Wildenborg	1	0-0	0-0	0	0	0	Archibald	12	2-3	1-2	3	0	5
TEAM				4			Krupalija	7	0-1	2-2	3	0	2
Totals	200	19-53	14-18	31	9	59	TEAM				2		
							Totals	200	20-55	20-23	43	9	67

Halftime: Minnesota 31, Illinois 30 3-Pt Goals: Minn - 7-20 (Schilling 1-2, Burleson 1-4, Simmons 4-7, Fleming 0-3, Bennett 1-3, Rychart 0-1) Illinois - 7-26 (McClain 2-4, Cook 0-1, Bradford 1-7, Williams 1-4, Johnson 0-2, Harrington 3-8)

Turnovers: Minnesota 13, Illinois 16

Personal Fouls: Minnesota 19, Illinois 21

Technical: None Fouled Out: Minnesota - Burleson

Att: 14,329

PURDUE 91, MINNESOTA 77

United Center • March 8, 2001 • Attendance: 20,003

Recap: Minnesota fell 91-77 to Purdue in the first round of the Big Ten Tournament. The Golden Gophers (17-13) lost despite a career-high 31 points from Kerwin Fleming, who was 5-of-10 from 3-point range. Fleming finished just two points shy of the Big Ten tournament scoring record after a 3-point attempt with about 15 seconds left banged off the rim. Purdue grabbed the lead for good late in the first half and never looked back, outscoring Minnesota 46-37 in the second half to cruise to the win.

Minnesota	Min	FG-A	FT-A	R	A	Pt	Purdue	Min	FG-A	FT-A	R	A	Pt
Schilling, F	22	2-4	0-0	4	1	6	Buscher, F	29	2-5	3-7	10	1	7
Rychart, F	34	5-10	1-2	11	2	11	Lowe, F	12	2-2	1-2	2	0	5
Bennett, C	23	0-4	0-0	2	0	0	Wetzel, C	20	2-3	0-0	2	0	4
Burleson, G	32	2-8	2-2	1	3	8	Lewis, G	32	9-11	0-0	5	2	22
Simmons, G	39	7-18	0-0	2	6	18	Cunningham, G	28	1-5	8-8	2	9	10
Fleming	35	8-15	10-15	0	1	31	Deane	30	5-9	2-4	6	6	13
Hagen	13	0-2	2-2	3	1	2	Parkinson	7	0-0	0-0	2	3	0
Wildenborg	2	0-0	1-4	0	0	1	Marshall	22	4-6	4-5	2	1	13
TEAM				5			Best	2	0-0	0-0	0	0	0
Totals	200	24-61	16-25	28	14	77	Smith	10	5-7	0-0	3	1	11
							Garrity	2	0-0	0-0	0	0	0
							Allison	6	2-2	2-2	1	0	6
							TEAM				2		
							Totals	200	32-50	20-28	37	23	91

Halftime: Minnesota 40, Purdue 45 3-Pt Goals: Minn - 13-31 (Schilling 2-3, Burleson 2-5, Simmons 4-11, Fleming 5-10, Bennett 0-1, Rychart 0-1) Purdue - 7-11 (Lewis 4-6, Deane 1-2, Marshall 1-2, Smith 1-1)

Turnovers: Minnesota 13, Purdue 18

Personal Fouls: Minnesota 24, Purdue 20

Technical: Minnesota - Dan Monson Fouled Out: Minnesota - Rychart, Bennett

Att: 20,003



MATT ANDERLE

Junior • Forward
6-6 • 271

Roseville, Minn.
Mounds View High School



2000-01 Season Notes

- A member of the Golden Gopher football team that joined the squad at the beginning of the Big Ten season
- Has seen action in four games
- Played his first game in the Maroon and Gold at Purdue on Jan. 27

ANDERLE'S SEASON BESTS

Minutes: 4 vs. Penn State (2/14/01)
Points: N/A
Rebounds: 2 at Purdue (1/27/01)
Assists: N/A
Steals: N/A
Blocks: N/A

ANDERLE'S CAREER BESTS

Minutes: 4 vs. Penn State (2/14/01)
Points: N/A
Rebounds: 2 at Purdue (1/27/01)
Assists: N/A
Steals: N/A
Blocks: N/A

2000-2001 Game by Game

Opponent (Date)	Start	Min.	Fg.	Fa.	3g.	Ftm.	Fta.	O-D/T	Pf.	To.	Blk.	Stl.	Asst.	Pts.
CSU Green (11/17)														
Georgia (11/19)														
vs. Hawai'i Pac (11/24)														
vs. TCU/Siena (11/25)														
vs. TBA (11/26)														
at Florida St (11/29)														
Morris Brown (12/4)														
at Marquette (12/7)														
Bethune Cook (12/9)														
La Tech (12/12)														
Dartmouth (12/22)														
Nebraska (12/28)														
Centenary (12/30)														
at Illinois (1/3)														
Wisconsin (1/6)														
at Ohio State (1/13)														
Purdue (1/17)														
Indiana (1/20)														
Iowa (1/22)														
at Purdue (1/27)	N	2	0	1	0	0	0	1	2	1	0	0	0	0
at Iowa (1/31)	N	1	0	0	0	0	0	0	0	0	0	0	0	0
Ohio State (2/3)														
at Northwestern (2/6)														
Michigan State (2/10)														
Penn State (2/14)	N	4	0	0	0	0	0	0	0	0	0	0	0	0
at Michigan (2/17)														
at Wisconsin (2/21)														
at Indiana (2/28)	N	2	0	0	0	0	0	0	0	0	0	0	0	0
Illinois (3/4)														
Purdue (3/8)														
Totals		0/4	9	0	1	0	0	2	1	2	1	0	0	0

ANDERLE'S CAREER STATISTICS

Season	Gp	Gs	Min	Avg	3-POINT			REBOUNDS							Pts	Avg	Hi			
					Fg-Fga (%)	Fg-Fga (%)	Ft-Fta (%)	O-	D-Tot	Avg	Hi	Asst	Stl	Blk				To	Pf/Dq	
2000-2001	4	0	9	2.3	0- 1 (.000)	0- 0 (.000)	0- 0 (.000)	1-	0-	0	.2	1	0	0	0	0	0/0	0	0.0	0
Career	4	0	9	2.3	0- 1 (.000)	0- 0 (.000)	0- 0 (.000)	1-	0-	0	.2	1	0	0	0	0	0/0	0	0.0	0



MICHAEL BAUER

Freshman • Forward
6-8 • 208

Hastings, Minnesota
Hastings High School



2000-01 Season Notes

- Suffered a season-ending injury (broken forearm) after scoring 12 points and grabbing eight rebounds in loss to Purdue (1/27/01)
- Has made at least one three-pointer in 17 of his 20 games played
- Had at least one blocked shot in 18 of 20 games this season
- Hit a career-high five treys on his way to scoring 19 points and recording three blocks in win over Indiana (1/20/01)
- One of four players to score in double figures (12) in win over Purdue (1/17/01)
- Minnesota's second-leading scorer with 15 in loss to Ohio State (1/13/01)
- Minnesota's second-leading scorer (11) and leading rebounder (8) in upset of No. 12 Wisconsin (1/6/01)
- Scored 10 points in his first Big Ten start against Illinois (1/3/01)
- One of five players to score in double figures (12) in win over Centenary (12/30/01), also recorded four blocks for the second consecutive game
- Led the team with eight rebounds, along with a career high four blocks, and added 14 points off the bench in the overtime win over Nebraska (12/28/00)
- Recorded his second double-double (14 points, 10 rebounds) in win over Marquette (12/7/00). Made a three-point shot in overtime that proved to be the difference in the game

- Recorded his first double-double of the season with 11 points and a career-high 12 rebounds against Morris Brown (12/4/00)
- Hit key three pointer in the final three minutes in the win over Florida State (11/29/00)
- Came off the bench to lead the Gophers with 17 points in the loss to Georgetown (11/27/00)
- Scored career-highs with 21 points and three assists in Minnesota's second consecutive win over Georgia (11/19/00)
- Made his first career start in a maroon and gold jersey vs. UNC-Greensboro (11/17/00)

BAUER'S SEASON BESTS

Minutes: 35 vs. Georgia (11/19/00)
Points: 21 vs. Georgia (11/19/00)
Rebounds: 12 vs. Morris Brown (12/4/00)
Assists: 4 two times; last vs. Nebraska (12/28/00)
Steals: 2 six times; last vs. Purdue (1/27/01)
Blocks: 4 two times; last vs. Centenary (12/28/00)

BAUER'S CAREER BESTS

Minutes: 35 vs. Georgia (11/19/00)
Points: 21 vs. Georgia (11/19/00)
Rebounds: 12 vs. Morris Brown (12/4/00)
Assists: 4 two times; last vs. Nebraska (12/28/00)
Steals: 2 six times; last vs. Purdue (1/27/01)
Blocks: 4 two times; last vs. Centenary (12/28/00)

2000-2001 Game by Game

Opponent (Date)	Start	Min.	Fg-Fa	3g-3a	Fun-Fia	O-D/T	Pf.	To.	Blk.	Stl.	Ass.	Pts.	
UNCG (11/17)	Y	33	2-6	1-2	2-2	3-6	2	2	1	0	2	7	
Georgia (11/19)	Y	35	6-12	2-5	7-8	1-3	4	0	1	0	2	21	
vs. Hawai'i Pac (11/24)	Y	26	1-6	0-1	3-4	2-4	2	1	1	0	0	5	
vs. TCU (11/25)	N	13	0-4	0-1	0-0	0-0	0	2	1	0	0	0	
vs. Georgetown (11/26)	N	21	6-13	3-6	2-3	1-3	5	0	1	0	0	17	
at Florida St (11/29)	N	20	3-6	2-2	0-0	1-1	4	1	1	2	1	8	
Morris Brown (12/4)	Y	31	5-12	1-2	0-0	4-8	2	1	0	3	0	13	
at Marquette (12/7)	N	28	6-14	2-8	0-0	1-7	10	4	2	1	2	14	
Bethune Cook (12/9)	Y	28	5-11	1-3	7-8	1-5	2	0	1	0	2	18	
La Tech (12/12)	N	18	4-6	1-3	1-1	0-2	2	2	2	2	2	10	
Dartmouth (12/22)	Y	27	2-7	1-2	2-3	2-5	2	3	2	1	1	7	
Nebraska (12/28)	N	34	5-13	1-6	3-5	3-8	3	0	4	0	4	14	
Centenary (12/30)	Y	21	4-7	2-4	2-5	2-3	0	0	4	2	0	12	
at Illinois (1/3)	Y	24	4-7	2-4	0-0	0-1	2	2	1	2	2	10	
Wisconsin (1/6)	Y	27	4-7	3-5	0-0	2-6	4	5	0	1	3	11	
at Ohio State (1/13)	Y	32	4-10	3-7	4-4	0-3	2	0	1	1	1	15	
Purdue (1/17)	Y	28	4-11	2-7	2-4	1-5	1	1	1	0	2	12	
Indiana (1/20)	N	33	7-12	5-8	0-0	0-1	4	2	3	2	0	19	
Iowa (1/24)	Y	28	2-8	0-2	1-3	1-3	2	1	1	0	0	5	
at Purdue (1/27)	Y	20	5-11	2-4	0-0	3-8	1	1	0	2	2	12	
Totals		13/20	527	79-183	34-82	36-50	90	65-95	47	25	90	17	228

1999-2000 Game by Game

Opponent (Date)	Start	Min.	Fg-Fa	3g-3a	Fun-Fia	O-D/T	Pf.	To.	Blk.	Stl.	Ass.	Pts.	
at Oregon (12/18)	N	11	2-2	1-1	0-0	1-3	1	0	0	1	0	5	
Furman (12/23)	N	12	0-4	0-0	0-4	2-2	1	1	0	1	0	0	
at Georgia (12/28)	N	12	4-5	3-4	2-2	0-6	0	1	1	1	0	13	
at Nebraska (12/31)	N	9	1-2	0-0	0-0	0-2	3	1	1	0	1	2	
Michigan (1/5)	N	10	3-4	1-1	0-0	1-1	2	0	0	1	1	2	
Totals		0/5	54	10-17	5-6	2-6	4-14	18	7	3	2	4	27

(MEDICAL REDSHIRT)

BAUER'S CAREER STATISTICS

Season	Gp	Gs	Min	Avg	3-POINT			REBOUNDS							Pts	Avg	High					
					Fg-Fga (%)	Fg-Fga (%)	Ft-Fta (%)	O-	D/Tot	Avg	High	Asst	Stl	Blk				To	Pf/Dq			
1999-2000	5	0	54	10.8	10-	17 (.588)	5-6 (.833)	2-	6 (.333)	4-	14/18	3.6	6	2	4	2	3	7/0	27	5.4	13	
<i>(Medical Redshirt)</i>																						
2000-2001	20	13	527	26.4	79-183 (.432)	34-82 (.415)	36-50 (.720)	30-	65/95	4.8	12	29	17	30	25	47/1	228	11.4	21			
Career	25	13	581	23.2	89-200 (.445)	39-88 (.443)	38-56 (.679)	34-	79/113	4.5	12	31	21	32	28	54/1	255	10.2	21			



TRAVARUS BENNETT

Junior • Forward
6-7 • 205

Rosedale, Mississippi
SW Missouri State-West Plains/West Bolivar HS



2000-01 Season Notes

- Started the last five games
- Scored nine points and grabbed seven rebounds in regular season finale vs. Illinois (3/4/01)
- Scored a career-high 18 points in first career start at Michigan (2/17/01) including a 4-for-4 effort from behind the three-point arc
- Scored seven points and pulled down a team-high eight rebounds in loss to Penn State (2/14/01)
- Came up with a strong performance after John-Blair Bickerstaff left the game at Northwestern (2/6/01) to lead the team with a then season-high 16 points and 11 rebounds
- Hampered by an injured sternum early in the season which severely limited both his practice time and game action
- Played between 10-25 minutes in 25 of 29 games this season
- One of the team's best defensive players
- Pulled down five rebounds in loss at Iowa (1/31/01)
- Had a season-high four steals against Iowa at Williams Arena (1/24/01)
- Hit two crucial free throws to bring Minnesota within two points with 1:07 remaining in regulation in win over Indiana (1/20/01)
- Led the team with eight rebounds and added two blocks vs. Centenary (12/30/00)
- Had two blocks in win over Morris Brown (12/4/00)

- Scored 12 points in win over Florida State (11/29/00)
- Pulled down six rebounds against Georgetown (11/26/00)
- Made his debut by grabbing four boards and draining two three-pointers in the win vs. UNC-Greensboro (11/17/00)
- First name is pronounced Tra-VAR-us (as in the letter R)

BENNETT'S SEASON BESTS

Minutes: 33 two times; last vs. Illinois (3/4/01)
Points: 18 vs. Michigan (2/17/01)
Rebounds: 11 vs. Northwestern (2/6/01)
Assists: 3 three times; last vs. Centenary (12/30/00)
Steals: 4 vs. Iowa (1/24/01)
Blocks: 2 two times; last vs. Centenary (12/4/00)

BENNETT'S CAREER BESTS


Minutes: 33 two times; last vs. Illinois (3/4/01)
Points: 18 vs. Michigan (2/17/01)
Rebounds: 11 vs. Northwestern (2/6/01)
Assists: 3 three times; last vs. Centenary (12/30/00)
Steals: 4 vs. Iowa (1/24/01)
Blocks: 2 two times; last vs. Centenary (12/4/00)

2000-2001 Game by Game

Opponent (Date)	Start	Min.	Fg.	Fa.	3g.	3a.	Ftm.	Fta.	O-D/T	Pf.	To.	Blk.	Stl.	Asst.	Pts.
USCG (11/17)	N	15	3	5	2	2	0	0	1/3/4	0	0	0	0	3	8
Georgia (11/19)	N	11	1	1	1	1	0	0	0/1/1	3	1	0	0	1	3
vs. Hawai'i Pac (11/24)	N	9	1	2	1	1	0	0	2/2/4	2	3	0	1	0	3
vs. TCU (11/25)	N	11	0	1	0	1	1	2	0/3/3	2	0	1	0	3	1
vs. Georgetown (11/26)	N	13	2	4	1	2	4	6	2/4/6	1	0	0	0	0	9
at Florida St (11/29)	N	14	5	6	2	3	0	0	0/3/3	1	1	0	0	0	12
Morris Brown (12/4)	N	14	1	4	0	1	0	1	1/0/1	2	0	2	0	1	2
at Marquette (12/7)	N	16	2	4	1	3	0	0	2/0/2	1	0	0	1	0	5
Bethune Cook (12/9)	N	12	1	1	0	0	0	0	0/1/1	2	1	1	0	0	2
La Tech (12/12)	N	11	0	4	0	2	0	0	1/0/1	3	1	1	1	1	0
Dartmouth (12/22)	N	21	0	1	0	1	0	1	0/2/2	2	0	0	3	0	0
Nebraska (12/28)	N	14	0	4	0	4	0	0	0/2/2	2	0	0	3	0	0
Centenary (12/30)	N	19	1	3	1	2	0	0	2/6/8	2	0	2	1	3	3
at Illinois (1/3)	N	16	1	1	0	0	0	0	1/3/4	3	2	1	0	2	2
Wisconsin (1/6)	N	10	0	1	0	0	0	0	1/0/1	1	0	0	0	0	0
at Ohio State (1/13)	N	15	0	2	0	1	0	0	3/2/5	0	2	0	1	0	0
Purdue (1/17)	N	12	0	0	0	0	0	0	0/3/3	2	0	0	0	0	0
Indiana (1/20)	N	19	0	3	0	2	2	2	0/1/1	7	0	1	2	2	2
Iowa (1/24)	N	19	3	4	1	2	0	0	0/2/2	4	1	0	4	0	7
at Purdue (1/27)	N	20	1	6	0	1	0	0	0/1/1	3	0	1	0	0	2
at Iowa (1/31)	N	21	0	6	0	3	0	0	0/3/3	2	0	0	1	0	0
Ohio State (2/3)	N	18	1	3	0	1	2	2	2/3/3	2	0	0	3	1	4
at Northwestern (2/6)	N	31	7	11	0	1	2	4	6/5/7	2	0	0	2	2	16
Michigan State (2/10)	N	22	3	6	1	1	0	0	3/3/3	0	1	1	1	0	7
Penn State (2/14)	N	25	6	8	4	4	2	2	3/3/6	5	2	0	1	0	18
at Michigan (2/17)	Y	33	2	4	0	2	0	0	0/5/5	3	0	0	0	2	4
at Wisconsin (2/21)	Y	30	2	4	2	4	2	2	3/3/3	4	0	0	0	1	4
at Indiana (2/28)	Y	33	4	7	1	3	0	0	2/5/7	1	0	2	2	1	4
Illinois (3/4)	Y	23	0	4	0	1	0	0	0/2/2	5	1	0	2	0	0
vs. Purdue (3/8)	Y	23	0	4	0	1	0	0	0/2/2	5	1	0	2	0	0
Totals		5/29	526	47-110	18-49	15-21	35	72-107	60	19	13	28	25	127	

BENNETT'S CAREER STATISTICS

Season	Gp	Gs	Min	Avg	Fg-Fga (%)	3g-3a (%)	Ft-Fta (%)	O- D/Tot	Avg	High	Asst	Stl	Blk	To	Pf/Dq	Pts	Avg	High
2000-2001	29	5	527	18.2	47-110 (.427)	18-49 (.367)	15- 21 (.714)	35- 72/107	3.7	11	25	28	13	19	60/2	127	4.4	18
Career	29	5	527	18.2	47-110 (.427)	18-49 (.367)	15- 21 (.714)	35- 72/107	3.7	11	25	28	13	19	60/2	127	4.4	18



JOHN-BLAIR BICKERSTAFF

Senior • Forward
6-6 • 190

Denver, Colorado
Oregon State/East High School



2000-01 Season Notes

- Started all 43 games he played in as a Golden Gopher
- Scored two points before breaking his right tibia with 17:18 to go in the first half in road win over Northwestern (2/6/00)
- Had five or more assists in five of his last six games leading into the Northwestern game
- Scored a career-high 21 points, grabbed a season-high three steals, pulled down nine rebounds and led the team in assists (5) in loss at Iowa (1/21/01)
- Recorded a team-high seven assists and pulled down seven boards in loss at Purdue (1/27/01)
- Tied Terrance Simmons for team-high point total with 15 in loss to Iowa (1/24/01)
- Scored 10 points and dished out a team-high six assists in win over Indiana (1/20/01)
- Tied for the team lead in rebounds, pulling down nine boards against Purdue (1/14/01)
- Led the team in rebounds (6) in loss to Ohio State (1/13/01)
- Made four consecutive free throws in the closing minutes to seal Minnesota's win over Wisconsin (1/6/01)
- Scored 13 of his 17 points in the second half and overtime of the win against Nebraska, including a tip-in of a missed free throw to force overtime and a key three-point shot in the extra session
- Finished the Nebraska game with 17 points and seven rebounds
- Golden Gophers' high scorer with 16 points vs. Louisiana Tech (12/12/00), also recorded a team-high seven assists and pulled down eight rebounds
- Scored 16 points, pulled down a team-high six rebounds and dished out six assists vs. Bethune Cookman (12/9/00)

- Played an outstanding defensive game on Marquette's leading scorer, Brian Wardle, in holding the senior guard to 15 points
- Hit two free-throws to tie the game and hit a go-ahead shot with 57 seconds remaining in regulation at Marquette (12/7/00), before the Golden Eagles forced overtime
- Recorded his first double-double of the season with 16 points and 11 rebounds against TCU (11/25/00)
- Shot a perfect 8-8 from the field, including the game-winning shot against Georgia (11/19/00)
- Scored in double figures in 10 of the team's first 13 games

BICKERSTAFF'S SEASON BESTS

Minutes: 43 vs. Indiana (1/20/01)
Points: 21 at Iowa (1/31/01)
Rebounds: 11 vs. TCU (11/25/00)
Assists: 10 at Hawaii Pacific (11/24/00)
Steals: 3 at Iowa (1/31/01)
Blocks: 2 two times, last vs. Indiana (1/20/01)

BICKERSTAFF'S CAREER BESTS

(includes stats from Oregon State)

Minutes: 43 vs. Indiana (1/20/01)
Points: 21 at Iowa (1/31/01)
Rebounds: 12 vs. Arizona State (2/28/98)
Assists: 11 vs. UC San Diego (11/25/97)
Steals: 4 vs. Oregon (2/28/98)
Blocks: 3 vs. Morehead State (11/27/99)

2000-2001 Game by Game

Opponent (Date)	Start	Min.	Fg-Fa	3g-3a	Ftm-Fta	O-D/T	Pf.	To.	Blk.	Stl.	Asst.	Pts.		
USCG (11/13)	Y	33	4-9	1-2	4-4	2-4/6	1	3	1	2	3	11		
Georgia (11/19)	Y	31	8-8	0-0	1-2	3-6/9	3	3	1	2	2	17		
vs Hawaii Pac (11/24)	Y	33	4-5	0-0	0-1	0-3/3	3	4	0	1	10	8		
vs TCU (11/25)	Y	34	3-3	0-0	10-16	4-7/11	4	2	0	2	5	16		
vs Georgetown (11/26)	Y	32	2-6	0-0	7-11	4-0-4	4	2	0	1	3	11		
at Florida St (11/29)	Y	35	2-5	0-0	3-4	1-5-6	2	1	0	1	4	7		
Morris Brown (12/4)	Y	37	2-3	0-0	2-3	0-6-6	3	6	0	1	2	6		
at Marquette (12/7)	Y	38	4-10	0-1	3-4	3-3-6	4	2	0	1	3	11		
Bethune Cook (12/9)	Y	31	5-6	0-0	6-10	2-4-6	1	2	0	0	6	16		
La Tech (12/12)	Y	34	7-11	1-3	1-3	1-7-8	1	2	0	1	7	16		
Dartmouth (12/22)	Y	26	6-10	0-0	2-2	4-2-6	1	1	1	1	2	14		
Nebraska (12/28)	Y	34	7-11	1-2	2-2	2-5-7	4	4	1	0	4	17		
Centenary (12/30)	Y	28	5-8	0-1	4-7	4-2-6	1	1	0	1	1	14		
at Illinois (1/3)	Y	34	2-8	0-0	2-3	2-3-5	0	6	0	1	4	6		
Wisconsin (1/6)	Y	34	2-4	0-0	5-6	1-6-7	4	4	0	1	1	7		
at Ohio State (1/13)	Y	34	2-6	0-0	0-0	5-1-6	4	3	0	1	1	4		
Purdue (1/17)	Y	36	3-9	0-0	6-10	4-5-9	2	2	1	2	12	9		
Indiana (1/20)	Y	43	3-10	1-1	3-4	2-4-6	4	0	2	2	6	10		
Iowa (1/24)	Y	32	6-9	1-3	2-5	0-3-3	4	4	0	1	6	15		
at Purdue (1/27)	Y	27	1-4	0-2	2-4	4-3-7	4	0	0	0	7	4		
at Iowa (1/31)	Y	37	7-12	1-3	6-8	4-5-9	4	3	0	0	5	21		
Ohio State (2/3)	Y	34	1-7	0-2	2-2	3-2-5	4	4	1	1	6	4		
at Northwestern (2/6)	Y	2	1-1	0-0	0-0	0-0-0	1	0	0	0	0	2		
Totals		23/23	79	87-165	6-19	71-111	55	86/141	61	61	10	24	92	251

1999-2000 Game by Game

Opponent (Date)	Start	Min.	Fg-Fa	3g-3a	Ftm-Fta	O-D/T	Pf.	To.	Blk.	Stl.	Asst.	Pts.	
UT Arlington (11/20)	Y	31	4-6	0-1	7-13	4-4/8	0	1	1	2	6	15	
Marquette (11/23)	Y	30	5-9	0-0	0-1	3-1/4	3	1	2	2	2	10	
Morehead St (11/27)	Y	35	5-7	0-0	0-0	3-5/8	2	1	3	2	5	10	
Virginia (11/30)	Y	36	6-9	1-1	0-0	3-7/10	2	2	1	1	1	13	
Valparaiso (12/4)	Y	38	2-5	1-1	1-4	3-7/10	0	6	1	2	1	6	
Maine (12/11)	Y	27	2-4	0-0	2-2	1-1/2	3	2	1	0	2	6	
at Oregon (12/18)	Y	27	0-2	0-0	1-2	1-0/1	2	5	1	1	0	1	
Furman (12/23)	Y	25	1-4	0-0	2-2	4-1/5	3	0	1	1	0	4	
at Georgia (12/28)	Y	32	5-11	0-0	0-1	8-1/9	0	2	0	0	0	10	
at Nebraska (12/31)	Y	31	5-8	0-0	1-4	0-0/4	4	3	0	2	1	11	
Michigan (1/5)	Y	27	3-7	0-0	1-2	4-1/5	3	2	0	3	1	7	
Iowa (1/12)	Y	31	4-5	0-0	2-8	1-2/3	3	0	2	3	3	10	
at Indiana (1/15)	Y	28	2-5	0-0	0-0	2-0/2	3	2	1	0	2	4	
Purdue (1/19)	Y	34	2-7	0-1	0-2	5-6/11	3	0	0	0	4	4	
at Wisconsin (1/22)	Y	28	1-1	0-0	3-5	0-1/1	1	3	0	3	5	5	
at Penn State (1/26)	Y	31	9-9	0-0	0-2	6-2/8	4	3	0	2	3	18	
Nwestern (1/29)	Y	36	3-6	0-0	6-11	2-6/8	1	2	0	0	2	12	
at Illinois (2/2)	Y	27	0-2	0-0	0-0	2-3/5	4	2	1	1	2	0	
Wisconsin (2/5)	Y	30	1-4	0-0	0-0	1-5/6	2	3	0	2	2	2	
Indiana (2/9)	Y	9	3-3	0-0	0-0	1-1/2	0	3	0	1	3	6	
Totals		20/20	593	63-114	2-4	26-59	54-54/108	43	43	14	30	45	154

1998-1999 Game by Game

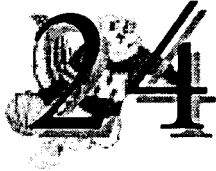
(RED SHIRT)

1997-1998 Game by Game (Oregon State)

Opponent	Start	Min.	Fg-Fa	3g-3a	Ftm-Fta	O-D/T	Pf.	To.	Blk.	Stl.	Asst.	Pts.		
Cal St Northridge	Y	30	2-3	0-0	0-0	1-0-1	4	6	0	0	4	4		
UC San Diego	Y	30	5-6	0-1	0-0	1-5-6	2	5	0	2	1	10		
Sacramento State	Y	25	1-2	0-1	4-5	2-2-4	1	3	0	2	4	6		
at U.C. Irvine	Y	18	3-1	0-0	0-0	2-2-4	4	4	0	0	1	6		
at Santa Clara	Y	25	5-8	0-1	1-11	0-1-6	4	4	0	4	3	9		
St. Martin's	N	22	0-1	0-1	0-2	1-1-2	1	2	2	3	0	0		
vs Utah	Y	28	3-5	0-1	1-5	1-2-3	5	2	0	1	1	7		
vs Hawaii-Hilo	Y	25	1-3	0-0	1-2	3-2-5	2	2	0	3	3	3		
vs Kent State	Y	23	2-2	0-0	6-6	1-4-5	3	2	0	0	6	10		
vs Boise State	Y	29	2-2	0-0	0-2	1-2-3	3	3	0	0	0	4		
Stanford	Y	27	2-5	0-1	6-10	3-3-6	3	2	0	0	0	10		
California	Y	26	2-2	0-0	2-2	0-1-1	4	4	0	1	1	8		
at UCLA	Y	27	6-12	4-5	0-3	4-7-8	4	4	0	0	2	16		
at USC	N	26	3-3	2-2	0-2	0-3-3	3	2	0	0	3	8		
Washington State	Y	31	3-6	0-2	3-5	2-1-3	2	0	0	4	9	9		
Washington	Y	31	4-6	0-0	3-4	2-4-6	5	4	0	2	4	11		
at Arizona State	Y	35	3-6	1-3	0-0	3-3-6	2	4	1	1	4	7		
at Arizona	Y	38	6-7	1-1	4-5	0-2-2	2	3	0	1	4	17		
Portland State	Y	36	5-9	0-1	7-11	2-6-8	3	0	0	2	3	17		
at Oregon	Y	28	2-5	1-2	0-2	4-5-8	4	4	0	2	5	8		
UN	Y	38	6-11	1-3	1-3	3-2-5	5	0	0	1	4	14		
UCLA	Y	38	5-12	0-1	2-4	2-3-5	5	0	0	1	5	12		
at Washington	N	30	2-4	1-1	1-4	0-1-1	5	6	0	2	3	6		
at Washington State	Y	36	2-6	0-2	4-5	3-4-7	5	3	0	0	4	8		
Arizona	Y	36	6-9	1-2	1-4	6-4-10	2	4	0	0	5	14		
Arizona State	Y	40	3-10	0-2	3-6	5-7-12	3	4	0	1	3	9		
Oregon	Y	37	2-5	1-2	0-0	1-3-4	4	3	0	1	0	6		
at California	N	29	1-5	0-1	1-3	0-1-1	2	0	0	0	4	3		
Totals		23/28	846	87-160	13-37	54-106	59	72/131	86	90	9	52	99	241

1996-1997 Game by Game (Oregon State)

Opponent	Start	Min.	Fg-Fa	3g-3a	Ftm-Fta	O-D/T	Pf.	To.	Blk.	Stl.	Asst.	Pts.
Portland	Y	28	2-3	0-0	7-10	x-2/3	2	5	0	2	5	11
at Nebraska	Y	34	3-10	1-1	1-2	x-2/5	1	2	0	1	1	8
at Long Beach State	Y	34	4-5	0-1	0-1	x-2/4	4	6	0	2	2	8
Arizona Pacific	Y	18	1-2	0-0	0-1	x-2/4	5	3	0	1	1	2
Portland State	Y	22	0-3	0-1	0-0	x-1/1	0	0	2	4	0	0
Texas	Y	31	3-5	0-0	2-5	x-2/6	5	3	1	0	0	8
at Northwestern Illinois	Y	27	3-6	0-0	6-7	x-2/4	3	2	2	0	0	12
at Bradley	Y	17	0-1	0-0	0-0	x-2/2	4	2	0	0	1	0
at Oregon	Y	14	1-2	0-1	2-2	x-2/2	5	2	0	1	0	4
N	22	2-4	0-0	2-3	x-2/4	0	2	0	0	0	6	
at Washington	N	22	3-3	0-0	3-5	x-2/4	1	0	2	1	3	9
at Washington State	N	20	0-2	0-0	2-4	0-0/0	4	4	1	0	1	2
Stanford	N	21	2-4	0-0	1-1							



TYREE BOLDEN

Freshman • Forward
6-5 • 190

Milwaukee, Wisconsin
Milwaukee High School



2000-01 Season Notes

- Sat out during the first semester
- Has seen action in five games
- Played his first game in the Maroon and Gold at Purdue on Jan. 27
- Saw action in the first half of the Ohio State game at Williams Arena (2/3/01)

BOLDEN'S SEASON BESTS

Minutes: 2 three times; last vs. Indiana (2/28/01)
Points: N/A
Rebounds: 1 vs. Ohio State (2/3/01)
Assists: N/A
Steals: N/A
Blocks: N/A

BOLDEN'S CAREER BESTS

Minutes: 2 three times; last vs. Indiana (2/28/01)
Points: N/A
Rebounds: 1 vs. Ohio State (2/3/01)
Assists: N/A
Steals: N/A
Blocks: N/A

2000-2001 Game by Game

Opponent (Date)	Start	Min.	Fg.	Fa.	3g.	3a.	Frim.	Fta.	O-D/T	Pf.	To.	Blk.	Stl.	Ass.	Pts.
USC-Green (11/17)															
Georgia (11/19)															
vs. Hawai'i Pac (11/24)															
vs. UC/Siena (11/25)															
vs. IBA (11/26)															
at Florida St (11/29)															
Morris Brown (12/4)															
at Marquette (12/7)															
Bethune Cook (12/9)															
La Tech (12/12)															
Dartmouth (12/22)															
Nebraska (12/28)															
Centenary (12/30)															
at Illinois (1/3)															
Wisconsin (1/6)															
at Ohio State (1/13)															
Purdue (1/17)															
Indiana (1/20)															
Iowa (1/22)															
at Purdue (1/27)	N		1	0	0	0	0	0	0	0	0	0	0	0	0
at Iowa (1/31)															
Ohio State (2/3)	N		2	0	1	0	0	0	0	1	0	0	0	0	0
at Northwestern (2/6)															
Michigan State (2/10)	N		1	0	0	0	0	0	0	0	0	0	0	0	0
Penn State (2/14)	N		2	0	1	0	0	0	0	0	0	0	0	0	0
at Michigan (2/17)															
at Wisconsin (2/21)															
at Indiana (2/28)	N		2	0	1	0	0	0	0	0	0	0	0	0	0
Illinois (1/4)															
vs. Purdue (1/8)															
Totals		0/5	8	0	3	0	0	0	0	1	0	0	0	0	0

BOLDEN'S CAREER STATISTICS

Season	Gp	Gs	Min	Avg	Fg-Fga (%)	3-POINT			REBOUNDS					Pts	Avg	Hi			
						Fg-Fga (%)	Ft-Fta (%)	O-	D-	Tot	Avg	Hi	Asst				Stl	Blk	To
2000-2001	5	0	8	1.6	0- 3(.000)	0- 0 (.000)	0- 0 (.000)	1-	0-	0	.2	1	0	0	0	0/0	0	0.0	0
Career	5	0	8	1.6	0- 3(.000)	0- 0 (.000)	0- 0 (.000)	1-	0-	0	.2	1	0	0	0	0/0	0	0.0	0



KEVIN BURLESON

Sophomore • Guard
6-3 • 190

Seattle, Washington
O'Dea High School



2000-01 Season Notes

- Started the last eight games
- Nabbed a career-high six steals in loss at Indiana (2/28/01)
- One of only two players to score in double figures (14 points), hitting four threes in loss to Wisconsin (2/21/01)
- Scored a season-high 16 points in loss to Michigan State (2/10/01)
- Scored nine points in his first start of the season in road win over Northwestern (2/6/01)
- Did not play against Iowa (1/24/01) and played only two minutes in loss to Purdue (1/27/01) due to an ankle injury suffered in win over Indiana (1/20/01)
- Hit two crucial free throws, his only two points of the game, with 10 seconds remaining to secure Minnesota's win over Purdue (1/17/01)
- Hit a crucial three-pointer to squash a Wisconsin change in win over the Badgers (1/6/01)
- Had a near perfect shooting game against Centenary (12/30/00), shooting 3-for-4 from beyond the three-point arc and 5-for-6 from the charity stripe, to score 14 points in only 14 minutes played
- Scored eight points with a career-high-tying two blocks in 17 minutes against Dartmouth (12/22/00). Also recorded 300th career point and drained 100th career field goal in win

- Had a season-high six assists at Marquette (12/7/00)
- Recorded a season-high five rebounds and a block against Morris Brown (12/4/00)
- Tied his then season-high point total (10), with all the points in the first half, in the win over Florida State (11/29/00)
- One of four players in double figures with 10 vs. Georgia (11/19/00)

BURLESON'S SEASON BESTS

Minutes: 37 vs. Michigan State (2/10/01)
Points: 16 vs. Michigan State (2/10/01)
Rebounds: 5 vs. Morris Brown (12/4/00)
Assists: 6 at Marquette (12/7/00)
Steals: 6 at Indiana (2/28/01)
Blocks: 2 vs. Dartmouth (12/22/00)

BURLESON'S CAREER BESTS

Minutes: 37 vs. Michigan State (2/10/01)
Points: 23 at Nebraska (12/31/99)
Rebounds: 8 vs. Furman (12/23/99)
Assists: 7 vs. Morehead State (11/27/99)
Steals: 6 at Indiana (2/28/01)
Blocks: 2 two times, last vs. Dartmouth (12/22/00)

2000-2001 Game by Game

Opponent (Date)	Start	Min.	Fg.	Fa.	3g.	3a.	Fun-Fta	O-D/T	Pf.	To.	Blk.	Stl.	Asst.	Pts.	
UNCG (11/17)	N	18	3	6	0	2	1	1	0-0/0	2	0	0	2	4	
Georgia (11/19)	N	18	3	5	1	3	3	4	0-1/1	3	2	0	3	2	10
vs. Hawai'i Pac (11/24)	N	27	2	3	2	3	0	0	1-2/3	3	4	0	0	3	6
vs. TCU (11/25)	N	17	2	2	2	2	2	2	1-1/2	2	0	0	0	3	8
vs. Georgetown (11/26)	N	20	0	4	0	1	0	0	0-3/3	1	1	0	0	0	0
at Florida St (11/29)	N	18	4	5	2	3	0	1	0-0/0	1	1	0	0	2	10
Morris Brown (12/4)	N	25	2	4	1	3	2	2	0-5/5	3	3	1	1	3	7
at Marquette (12/7)	N	24	0	2	0	2	0	0	0-1/1	3	0	0	2	6	0
Bethune Cook (12/9)	N	18	1	3	0	2	1	2	1-2/3	2	1	0	2	3	3
La Tech (12/12)	N	16	0	2	0	0	0	0	0-0/0	2	2	0	0	4	0
Dartmouth (12/22)	N	17	3	5	2	3	0	0	0-3/3	1	2	2	0	2	8
Nebraska (12/28)	N	15	1	4	1	2	0	1	1-1/1	2	1	1	1	1	3
Centenary (12/30)	N	14	3	4	3	4	5	6	0-1/1	3	2	0	1	2	14
at Illinois (1/3)	N	10	0	3	0	2	0	0	0-0/0	5	1	0	1	0	0
Wisconsin (1/6)	N	22	1	5	1	4	1	2	0-1/1	3	0	1	1	4	4
at Ohio State (1/13)	N	21	3	7	2	6	4	5	0-2/2	5	2	0	2	5	12
Purdue (1/17)	N	17	0	3	0	1	2	2	1-3/4	1	2	0	2	1	2
Indiana (1/20)	N	10	1	3	0	1	0	0	0-1/1	0	1	0	1	1	2
Iowa (1/22)	N														
at Purdue (1/27)	N	2	0	0	0	0	0	0	0-0/0	0	0	0	0	1	0
at Iowa (1/31)	N	21	2	8	2	4	0	0	0-1/1	4	4	0	0	0	6
Ohio State (2/3)	N	14	0	2	0	2	0	0	0-2/2	2	0	0	0	2	0
at Northwestern (2/6)	Y	22	3	8	3	5	0	2	0-1/1	4	3	0	0	3	9
Michigan State (2/10)	Y	37	4	3	3	5	5	5	1-1/2	5	1	0	2	4	16
Penn State (2/14)	Y	29	1	8	1	5	0	0	1-0/1	2	4	0	0	3	3
at Michigan (2/17)	Y	13	2	4	2	4	0	0	1-0/1	3	1	0	0	3	6
at Wisconsin (2/21)	Y	30	5	9	4	8	0	1	0-2/2	2	2	0	2	4	14
at Indiana (2/28)	Y	32	3	11	1	6	0	2	1-0/1	3	3	0	6	1	7
Illinois (3/4)	Y	33	2	8	1	4	2	2	1-2/3	5	4	0	1	1	7
vs. Purdue	Y	32	2	8	2	5	2	2	1-0/1	4	1	0	0	3	8
Totals		8/29	584	53-143	35-92	30	44	11	35/46	78	48	5	30	72	172


1999-2000 Game by Game

Opponent (Date)	Start	Min.	Fg.	Fa.	3g.	3a.	Fun-Fta	O-D/T	Pf.	To.	Blk.	Stl.	Asst.	Pts.	
UT-Arlington (11/20)	N	19	5	10	4	7	2	2	2-4/6	2	3	0	1	1	16
Marquette (11/23)	Y	23	1	4	0	3	3	4	0-2/2	3	1	1	1	1	5
Morehead St. (11/27)	Y	29	3	5	2	4	3	4	0-2/2	3	1	1	3	7	11
Virginia (11/30)	Y	34	2	8	1	5	4	5	0-4/4	1	2	1	0	2	9
Valparaiso (12/4)	Y	24	1	5	1	5	1	2	0-0/0	2	0	0	0	1	4
Maine (12/11)	Y	23	5	8	1	2	0	0	2-3/5	4	1	0	1	3	11
at Oregon (12/18)	Y	28	3	7	2	5	4	4	1-3/4	1	2	0	2	3	12
Furman (12/23)	Y	24	3	8	2	6	0	0	3-5/8	2	1	0	0	3	8
at Georgia (12/28)	Y	24	2	6	1	4	0	0	2-0/2	2	1	0	5	1	5
at Nebraska (12/31)	Y	29	8	16	5	11	2	2	1-1/2	4	3	0	0	4	23
Michigan (1/5)	Y	20	5	12	0	5	2	2	0-2/2	3	2	0	1	1	12
at Ohio State (1/9)	Y	24	2	9	1	6	0	0	1-1/2	5	2	1	1	0	5
Iowa (1/12)	Y	21	2	6	1	4	3	3	1-1/2	5	1	0	1	0	8
at Indiana (1/15)	Y	30	3	11	3	6	2	2	0-1/1	2	0	0	1	1	11
Purdue (1/19)	Y	29	3	9	1	3	2	2	0-1/1	4	2	0	0	3	9
at Wisconsin (1/22)	Y	21	0	5	0	3	0	0	0-1/1	5	3	0	0	0	0
at Penn State (1/26)	Y	35	2	9	2	7	0	0	1-2/3	3	1	2	1	5	6
Northwestern (1/29)	Y	21	2	6	2	5	2	2	2-2/4	3	2	0	0	1	8
at Illinois (2/2)	Y	18	1	5	1	3	2	2	0-0/0	3	1	0	1	0	5
Wisconsin (2/5)	Y	17	2	6	0	3	1	1	0-0/0	1	1	0	0	0	5
Indiana (2/9)	Y	26	3	9	2	4	2	2	0-1/1	2	1	1	1	5	10
Illinois (2/17)	Y	32	5	10	3	6	2	2	1-3/4	1	2	0	1	1	15
at Purdue (2/19)	Y	29	3	13	1	6	1	2	3-1/4	4	1	0	2	3	8
at Seton Hall (2/23)	N	25	2	8	1	7	0	0	2-0/2	1	4	0	0	0	5
at Iowa (2/27)	Y	28	4	9	4	7	2	2	0-3/3	5	0	0	1	5	14
at Michigan St. (3/2)	N	22	1	5	1	4	0	0	1-1/2	1	0	1	1	3	3
Ohio State (3/4)	N	16	4	8	1	3	0	1	3-0/3	5	0	0	0	0	9
vs. Iowa (3/9)	N	27	4	5	1	2	0	0	2-2/4	1	1	0	2	3	9
Totals		23/28	696	81-222	44-136	40	46	28	46/74	78	39	8	27	57	246

* Big Ten Tournament

BURLESON'S CAREER STATISTICS

Season	Gp	Gs	Min	Avg	Fg-Fga (%)	3-Point Fg-Fga (%)	Ft-Fta (%)	O-D/Tot	Avg	High	Asst	Stl	Blk	To	Pf/Dq	Pts	Avg	High	
1998-1999																			
1999-2000	28	23	696	24.9	81-222 (.365)	44-136 (.324)	40-46 (.870)	28-46/74	2.6	8	57	27	8	39	78/5	246	8.8	23	
2000-2001	29	8	584	20.1	53-143 (.371)	36-93 (.387)	30-44 (.682)	11-35/46	1.6	5	72	30	5	48	78/4	172	5.9	16	
Career	57	31	1280	22.5	134-365 (.367)	80-228 (.351)	70-90 (.778)	39-81/130	2.3	8	129	57	13	87	156/9	418	7.3	23	



RANDY CHALL

Freshman • Forward
6-5 • 215

Forest Lake, Minnesota
Forest Lake High School



2000-2001 Season Notes

- Has played in eight games
- Dished out his first assist in loss to Penn State (2/14/01)
- Pulled down two boards in win over Bethune-Cookman (12/9/00)
- Saw his first action in the Maroon and Gold in season opener with UNC Greensboro (11/17/00)

CHALL'S SEASON BESTS

Minutes: 4 vs. Penn State (2/14/01)
Points: N/A
Rebounds: 2 vs. Centenary (12/30/00)
Assists: 1 vs. Penn State (2/14/01)
Steals: N/A
Blocks: N/A

CHALL'S CAREER BESTS

Minutes: 4 vs. Penn State (2/14/01)
Points: N/A
Rebounds: 2 vs. Centenary (12/30/00)
Assists: 1 vs. Penn State (2/14/01)
Steals: N/A
Blocks: N/A

2000-2001 Game by Game

Opponent (Date)	Start	Min.	Fg.	Fa.	3g.	3a.	Ftm.	Fta.	O-D/T	Pf.	To.	Blk.	Stl.	Asst.	Pts.
UNC-Green (11/17)	N	3	0	1	0	0	0	0	0/0	0	0	0	0	0	0
Georgia (11/19)															
vs. Hawai'i Pac (11/24)															
vs. TCU (11/25)															
vs. Georgetown (11/26)															
at Florida St (11/29)															
Moore Brown (12/4)															
at Marquette (12/7)															
Bethune Cook (12/9)	N	3	0	0	0	0	0	0	1/2	1	0	0	0	0	0
La Tech (12/12)	N	1	0	0	0	0	0	0	0/1	0	0	0	0	0	0
Dartmouth (12/22)	N	3	0	0	0	0	0	0	0/0	0	0	0	0	0	0
Nebraska (12/28)															
Centenary (12/30)	N	3	0	1	0	0	0	0	0/1	0	0	0	0	0	0
at Illinois (1/3)	N	1	0	0	0	0	0	0	0/0	0	0	0	0	0	0
Wisconsin (1/6)															
at Ohio State (1/13)															
Purdue (1/17)															
Indiana (1/20)															
Iowa (1/22)															
at Purdue (1/27)															
at Iowa (1/31)															
Ohio State (2/3)															
at Northwestern (2/6)															
Michigan State (2/10)															
Penn State (2/14)	N	4	0	1	0	0	0	0	1/1	0	0	0	0	1	0
at Michigan (2/17)															
at Wisconsin (2/21)															
at Indiana (2/28)	N	2	0	0	0	0	0	0	0/0	0	0	0	0	0	0
Illinois (3/4)															
vs. Purdue (3/8)															
Totals		0/8	20	0	3	0	0	0	2/5	1	0	0	0	1	0

CHALL'S CAREER STATISTICS

Season	Gp	Gs	Min	Avg	3-POINT			REBOUNDS							Pts	Avg	Hi						
					Fg-Fga (%)	Fg-Fga (%)	Ft-Fta (%)	O-	D-	Tot	Avg	Hi	Asst	Stl				Blk	To	Pf/Dq			
2000-01	8	0	20	2.5	0-	3 (.000)	0-	0 (.000)	0-	0 (.000)	2-	3-	5	0.6	2	1	0	0	0	1/0	0	0.0	0
Career	8	0	20	2.5	0-	3 (.000)	0-	0 (.000)	0-	0 (.000)	2-	3-	5	0.6	2	1	0	0	0	1/0	0	0.0	0



KERWIN FLEMING

Junior • Guard
6-3 • 180

Chicago, Illinois
Kennedy King JC/Hillcrest High School



2000-2001 Season News

- Played in all 30 games this season
- Scored a career-high 31 points in Big Ten tournament game vs. Purdue. He was just two points shy of the Big Ten tournament single-game scoring record.
- Hit three-of-five shots from three-point range and 8-of-10 from the charity stripe to score a career-high 17 points in loss at Indiana (2/28/01)
- Pulled down a career-high nine rebounds and scored in double figures for the fourth time this season with 13 points in win over Michigan (2/17/01)
- Scored eight points and pulled down a then career-high three rebounds vs. Penn State (2/14/01)
- Was a big factor off the bench for Minnesota in the Ohio State game (2/3/01), scoring 13 points and shooting 3-for-4 from behind the three-point arc
- Scored nine points on a 3-of-5 shooting night from behind the three-point arc against Iowa (1/24/01)
- Played 27 minutes, scoring a then career-high 15 points, vs. Indiana (1/20/01)
- Provided seven of Minnesota's nine bench points in just six minutes of action in win over Purdue (1/17/01)
- Scored 12 points, nine from the charity stripe, off the bench against Illinois (1/3/00)
- Came off the bench to score eight points in the win vs. Louisiana Tech (12/12/00)
- Had first career start as a Golden Gopher vs. Morris Brown (12/4/00)

- Played his first Golden Gopher minutes when he came off the bench to help Minnesota gain control of the game vs. UNC-Greensboro (11/17/00)
- A multi-dimensional player who can play either guard position

FLEMING'S SEASON BESTS

Minutes: 35 vs. Purdue (3/8/01)
Points: 31 vs. Purdue (3/8/01)
Rebounds: 9 vs. Michigan (2/17/01)
Assists: 3 two times; last vs. Michigan State (2/10/01)
Steals: 2 three times; last vs. Ohio St. (2/3/01)
Blocks: 1 three times; last vs. Penn St. (2/14/01)

FLEMING'S CAREER BESTS

Minutes: 35 vs. Purdue (3/8/01)
Points: 31 vs. Purdue (3/8/01)
Rebounds: 9 vs. Michigan (2/17/01)
Assists: 3 two times; last vs. Michigan State (2/10/01)
Steals: 2 three times; last vs. Ohio St. (2/3/01)
Blocks: 1 three times; last vs. Penn St. (2/14/01)

2000-2001 Game by Game

Opponent (Date)	Start	Min.	Fg	Fa	3g	3a	Ftm	Fta	O-D/T	Pf	To	Blk	Stl	Asst	Pts
UNCG (11/17)	N	10	1	3	1	2	0	0	0.0/0	0	0	0	1	0	3
Georgia (11/19)	N	7	1	3	0	1	0	0	0.2/2	0	1	0	0	1	2
vs. Hawaii Pac (11/24)	N	11	0	3	0	1	0	0	0.0/0	1	0	0	0	1	0
vs. TCU (11/25)	N	11	1	2	1	2	2	2	0.1/1	2	1	0	0	1	5
vs. Georgetown (11/26)	N	10	0	3	0	1	1	2	0.0/0	1	0	0	0	1	1
at Florida St (11/29)	N	9	1	2	0	0	2	5	0.1/1	0	0	0	0	0	4
Morris Brown (12/4)	Y	22	1	6	1	3	0	0	0.1/1	1	2	0	2	1	3
at Marquette (12/7)	N	6	0	2	0	2	0	0	0.0/0	2	0	0	0	0	0
Bethune Cook (12/9)	N	18	3	5	1	3	2	2	0.2/2	2	0	1	0	1	9
La Tech (12/12)	N	16	3	8	0	1	2	2	0.1/1	0	0	0	0	0	8
Dartmouth (12/22)	N	12	2	4	1	2	0	0	0.1/1	1	3	0	0	3	5
Nebraska (12/28)	N	13	1	3	1	2	0	0	1.0/1	0	1	0	0	0	3
Centenary (12/30)	N	15	0	2	0	1	1	2	0.2/2	1	1	0	0	0	2
at Illinois (1/3)	N	13	1	3	1	2	9	11	1.0/1	2	1	0	0	2	12
Wisconsin (1/6)	N	14	1	4	1	3	0	0	0.2/2	0	0	1	0	1	3
at Ohio State (1/13)	N	6	0	2	0	2	1	2	1.0/1	4	1	0	0	0	1
Purdue (1/17)	N	6	3	5	1	3	0	0	0.1/1	0	0	0	1	0	7
Indiana (1/20)	N	27	6	11	1	4	2	3	0.1/1	3	1	0	2	2	15
Iowa (1/24)	N	18	3	6	3	5	0	3	0.2/2	5	0	0	0	2	9
at Purdue (1/27)	N	18	2	6	0	3	1	2	1.1/2	3	3	0	0	0	5
at Iowa (1/31)	N	7	0	3	0	2	0	0	0.0/0	0	1	0	0	0	0
Ohio State (2/3)	N	19	4	8	3	4	2	2	0.1/1	3	1	0	2	1	13
at Northwestern (2/6)	N	21	1	3	1	2	1	2	0.2/2	3	2	0	0	1	4
Michigan State (2/10)	N	28	2	6	2	4	2	2	0.0/0	4	4	0	1	3	8
Penn State (2/14)	N	23	3	10	1	1	1	2	1.2/3	2	3	1	0	1	8
at Michigan (2/17)	N	28	3	6	0	0	7	10	2.7/9	2	1	0	1	2	13
at Wisconsin (2/21)	N	13	0	3	0	2	0	0	0.0/0	3	1	0	0	0	0
at Indiana (2/28)	N	26	3	11	3	5	8	10	1.3/4	3	1	0	0	2	17
Illinois (3/4)	N	16	1	7	0	3	4	4	0.2/2	2	2	0	1	1	6
vs Purdue (3/8)	N	35	8	15	5	10	10	15	0.0/4	4	3	0	1	1	31
Totals		1/30	478	55-155	28-76	58-85	9-34-43	54-64	5-12	50	196				

FLEMING'S CAREER STATISTICS

Season	Gp	Gs	Min	Avg	3-POINT			REBOUNDS			Stl	Blk	To	PFDq	Pts Avg	High	
					Fg-Fga (%)	Fg-Fga (%)	Ft-Fta (%)	O- D/Tot	Avg	High							Asst
2000-2001	29	1	443	15.3	47-140 (.336)	23-66 (.348)	48- 68 (.706)	9- 34/ 43	1.5	9	29	11	3	31	50/1	165 5.7	17
2000-2001	29	1	443	15.3	47-140 (.336)	23-66 (.348)	48- 68 (.706)	9- 34/ 43	1.5	9	29	11	3	31	50/1	165 5.7	17



JEFF HAGEN

Freshman • Center
6-11 • 250

Minnetonka, Minnesota
Hopkins High School



2000-2001 Season Notes

- Went 3-for-4 from the free throw line at Indiana (2/28/01)
- Started his second consecutive game against Penn State (2/14/01) and tied his career-high with three blocks
- Made first career start against Michigan State (2/10/01) and pulled down a season-high four rebounds
- Played in 21 of 26 games
- Hit a then season-high in conference action with six points, shooting 3-of-4 from the field against Ohio State (2/3/01)
- Blocked a season-high three shots in loss to Iowa (1/31/01)
- Scored five points, including a perfect 2-for-2 effort from the field, pulled down two rebounds and blocked a shot in 11 minutes vs. Centenary (12/30/00)
- Recorded two blocks in five minutes against Bethune Cookman (12/9/00)
- Surprised everyone by coming off the bench vs. UNC-Greensboro (11/17/00) and scoring 11 points in 14 minutes, including a 7-8 performance from the free-throw line in his Golden Gopher debut
- Walk-on post player with excellent size who is physically ready to contribute as a true freshman

- A strong rebounder with great fundamentals
- Has a nice shooting touch
- Runs the floor well for a big man

HAGEN'S SEASON BESTS

Minutes: 17 vs. Michigan State (2/10/01)
Points: 11 vs. UNC Greensboro (11/17/00)
Rebounds: 4 vs. Michigan State (2/10/01)
Assists: 1 six times; last vs. Purdue (3/8/01)
Steals: 2 two times; last vs. Purdue (3/8/01)
Blocks: 3 two times; last vs. Penn St. (2/14/01)

HAGEN'S CAREER BESTS

Minutes: 17 vs. Michigan State (2/10/01)
Points: 11 vs. UNC Greensboro (11/17/00)
Rebounds: 4 vs. Michigan State (2/10/01)
Assists: 1 six times; last vs. Purdue (3/8/01)
Steals: 2 two times; last vs. Purdue (3/8/01)
Blocks: 3 two times; last vs. Penn St. (2/14/01)

2000-2001 Game by Game

Opponent (Date)	Start	Min.	Fg.	Fa.	3a.	Ftm.	Fta.	O-D/T	Pf.	To.	Blk.	Stl.	Asst.	Pts.
UNCG (11/17)	N	14	2	5	0	7	8	1 1 2	2	0	2	1	0	11
Georgia (11/19)	N	7	1	0	0	0	0	0 1 1	0	0	0	0	0	2
vs. Hawaii Pac (11/24)	N	2	0	0	0	0	0	0 0 0	0	0	0	0	0	0
vs. TCU (11/25)														
vs. Georgetown (11/26)														
at Florida St (11/29)	N	1	0	0	0	0	0	0 0 0	1	1	0	0	0	0
Morris Brown (12/4)	N	1	0	1	0	1	0	0 0 0	0	0	0	0	0	0
at Marquette (12/7)														
Bethune Cook (12/9)	N	5	1	3	0	0	2	0 0 0	3	0	2	0	0	2
Ta Tech (12/12)	N	6	0	0	0	0	0	0 0 0	1	1	0	1	0	0
Dartmouth (12/22)	N	6	2	3	0	0	2	1 0 1	0	1	1	0	0	4
Nebraska (12/28)	N	2	0	0	0	0	0	0 1 1	0	0	0	0	0	0
Centenary (12/30)	N	11	2	2	0	1	2	1 1 2	1	1	1	0	0	5
at Illinois (1/3)	N	7	0	1	0	0	2	1 1 2	2	0	1	0	0	0
Wisconsin (1/6)														
at Ohio State (1/13)	N	1	1	1	0	0	0	0 0 0	0	0	0	0	0	2
Purdue (1/17)	N	1	0	0	0	0	0	0 0 0	1	0	0	0	1	0
Indiana (1/20)	N	3	0	1	0	0	0	0 1 1	2	0	0	1	1	0
Iowa (1/24)														
at Purdue (1/27)	N	5	0	0	0	0	0	0 1 1	0	0	0	0	0	0
at Iowa (1/31)	N	11	0	1	0	0	0	1 2 3	4	0	3	0	1	0
Ohio State (2/3)	N	15	3	4	0	0	1	0 2 2	3	6	0	0	0	6
at Northwestern (2/6)	N	13	1	1	0	0	0	0 3 3	0	0	0	0	0	2
Michigan State (2/10)	N	17	2	4	0	0	0	0 4 4	0	0	0	0	0	4
Penn State (2/14)	N	12	1	2	0	0	0	1 1 2	0	0	3	0	0	2
at Michigan (2/17)	N	5	0	0	0	0	0	0 0 0	0	0	0	0	0	0
at Wisconsin (2/21)														
at Indiana (2/28)	N	6	0	1	0	0	3	4	0 0 0	2	0	1	0	3
Illinois (3/4)	N	14	0	0	0	0	1	2 1 3	2	0	0	2	0	0
vs. Purdue (3/8)	N	13	0	2	0	0	2	2 1 3	2	3	0	2	1	2
Totals		2/24	178	16	33	0	1	13	24	10	21	31	8	45

HAGEN'S CAREER STATISTICS

Season	Gp	Gs	Min	Avg	Fg-Fga (%)	3-POINT			REBOUNDS							Pts Avg	High	
						Fg-Fga (%)	Ft-Fta (%)	O- D/Tot	Avg	High	Asst	Stl	Blk	To	Pf/Dq			
2000-2001	24	2	178	7.4	16- 33 (.485)	0- 1 (.000)	13- 24 (.542)	10- 21/ 31	1.3	4	7	8	14	7	28/0	45	1.9	11
Career	24	2	178	7.4	16- 33 (.485)	0- 1 (.000)	13- 24 (.542)	10- 21/ 31	1.3	4	7	8	14	7	28/0	45	1.9	11



WADE HOKENSON

Freshman • Guard
5-9 • 160

Watertown, Minnesota
Watertown High School



2000-2001 Season Notes

- Has played six games
- Saw first action in the Maroon and Gold in season opening win over UNC Greensboro (11/17/00)
- Scored his first points as a Golden Gopher in win over Dartmouth (12/22/00)

HOKENSON'S SEASON BESTS

Minutes: 4 vs. Penn State (2/14/01)
Points: 2 two times, last vs. Penn State (2/14/01)
Rebounds: 2 three times, last vs. Penn State (2/14/01)
Assists: 1 vs. Bethune Cookman (12/9/00)
Steals: N/A
Blocks: N/A

HOKENSON'S CAREER BESTS

Minutes: 4 vs. Penn State (2/14/01)
Points: 2 two times, last vs. Penn State (2/14/01)
Rebounds: 2 three times, last vs. Penn State (2/14/01)
Assists: 1 vs. Bethune Cookman (12/9/00)
Steals: N/A
Blocks: N/A

2000-2001 Game by Game

Opponent (Date)	Start	Min.	Fg.	Fa.	3g.	3a.	Ftm.	Fta.	O-D/T	Pf.	To.	Blk.	Stl.	Asst.	Pts.
UNC Greensboro (11/17)	N	3	0	1	0	0	0	0	1-1	2	0	1	0	0	0
Georgia (11/19)									Did Not Play						
vs. Hawai'i Pac (11/24)									Did Not Play						
vs. TCU (11/25)									Did Not Play						
vs. Georgetown (11/26)									Did Not Play						
at Florida St (11/29)									Did Not Play						
Morris Brown (12/4)									Did Not Play						
at Marquette (12/7)									Did Not Play						
Bethune Cookman (12/9)	N	3	0	0	0	0	0	0	0-1	0	1	0	0	1	0
La. Tech (12/12)	N	1	0	1	0	1	0	0	0-0	0	0	0	0	0	0
Dartmouth (12/22)	N	3	1	1	0	0	0	0	0-2	0	0	0	0	0	2
Nebraska (12/28)									Did Not Play						
Centenary (12/30)	N	3	0	1	0	1	0	0	0-1	1	0	0	0	0	0
at Illinois (1/3)									Did Not Play						
Wisconsin (1/6)									Did Not Play						
at Ohio State (1/13)									Did Not Play						
Purdue (1/17)									Did Not Play						
Indiana (1/20)									Did Not Play						
Iowa (1/22)									Did Not Play						
at Purdue (1/27)									Did Not Play						
at Iowa (1/31)									Did Not Play						
Ohio State (2/3)									Did Not Play						
at Northwestern (2/6)									Did Not Play						
Michigan State (2/10)									Did Not Play						
Penn State (2/14)	N	4	1	1	0	0	0	0	0-2	0	0	0	0	0	2
at Michigan (2/17)									Did Not Play						
at Wisconsin (2/21)									Did Not Play						
at Indiana (2/28)									Did Not Play						
Illinois (3/4)									Did Not Play						
vs. Purdue (3/8)									Did Not Play						
Totals		0/6	17	2	5	0	2	0	0	1-7	8	1	2	0	4

HOKENSON'S CAREER STATISTICS

Season	Gp	Gs	Min	Avg	3-POINT			REBOUNDS							Pts	Avg	Hi						
					Fg-Fga (%)	Fg-Fga (%)	Ft-Fta (%)	O-	D-	Tot	Avg	Hi	Asst	Stl				Blk	To	Pf/Dq			
2000-01	6	0	17	2.8	2-	5 (.250)	0-	2 (.000)	0-	0 (.000)	1-	7-	8	1.3	2	1	0	0	2	1/0	4	0.7	2
Career	6	0	17	2.8	2-	5 (.250)	0-	2 (.000)	0-	0 (.000)	1-	7-	8	1.3	2	1	0	0	2	1/0	4	0.7	2



JUSTIN LORANG

Freshman • Guard/Forward
6-5 • 190

Worthington, Minnesota
Worthington High School



2000-2001 Season Notes

- Has played seven games
- Scored a career-high five points in loss to Penn State (2/14/01)
- Saw first action in the Maroon and Gold in season opening win over UNC Greensboro (11/17/00)
- Scored his first points as a Golden Gopher in win over Centenary (12/30/00)

LORANG'S SEASON BESTS

Minutes: 4 vs. Penn State (2/14/01)
Points: 5 vs. Penn State (2/14/01)
Rebounds: 1 four times; last vs. Illinois (1/3/01)
Assists: 1 vs. Centenary (12/30/00)
Steals: 1 vs. Penn State (2/14/01)
Blocks: N/A

LORANG'S CAREER BESTS

Minutes: 4 vs. Penn State (2/14/01)
Points: 5 vs. Penn State (2/14/01)
Rebounds: 1 four times; last vs. Illinois (1/3/01)
Assists: 1 vs. Centenary (12/30/00)
Steals: 1 vs. Penn State (2/14/01)
Blocks: N/A

2000-2001 Game by Game

Opponent (Date)	Start	Min.	Fg.	Fa.	3p.	Jr.	Ftm.	Fta.	O-D/T	Pf.	To.	Blk.	Sd.	Asst.	Pts.
UNC-Green (11/17)	N	3	0	1	0	0	0	0	0/0	1	1	0	0	0	0
Georgia (11/19)															
vs. Hawaii Pac (11/24)															
vs. TCU (11/25)															
vs. Georgetown (11/26)															
at Florida St (11/29)															
Morris Brown (12/4)															
at Marquette (12/7)															
Bethune Cook (12/9)	N	3	0	2	0	0	0	0	0/1	0	1	0	0	0	0
La Tech (12/12)	N	1	0	1	0	1	0	0	1/0	1	0	0	0	0	0
Dartmouth (12/22)	N	3	0	2	0	1	0	0	0/0	0	0	0	0	0	0
Nebraska (12/28)															
Centenary (12/30)	N	3	1	2	0	1	1	2	1/0	1	1	0	1	1	3
at Illinois (1/3)	N	1	0	0	0	0	0	0	0/1	0	0	0	0	0	0
Wisconsin (1/6)															
at Ohio State (1/13)															
Purdue (1/17)															
Indiana (1/20)															
Iowa (1/22)															
at Purdue (1/27)															
at Iowa (1/31)															
Ohio State (2/3)															
at Northwestern (2/10)															
Michigan State (2/10)															
Penn State (2/14)	N	4	1	1	1	1	2	2	0/0	0	1	0	1	0	5
at Michigan (2/17)															
at Wisconsin (2/21)															
at Indiana (2/28)															
Illinois (3/4)															
vs. Purdue (3/8)															
Totals		0/7	18	2	9	1	4	3	4	2	4	0	2	1	8

LORANG'S CAREER STATISTICS

Season	Gp	Gs	Min	Avg	Fg-Fga (%)	3-POINT		Ft-Fta (%)	REBOUNDS					Asst	Stl	Blk	To	P/Dq	Pts	Avg	Hi
						Fg-Fga (%)	Ft-Fta (%)		O-	D-Tot	Avg	Hi									
2000-01	7	0	18	2.6	2- 9 (.222)	1- 4 (.250)	3- 4 (.750)	2-	2-	4	0.7	1	1	2	0	4	3/0	8	1.1	5	
Career	7	0	18	2.6	2- 9 (.222)	1- 4 (.250)	3- 4 (.750)	2-	2-	4	0.7	1	1	2	0	4	3/0	8	1.1	5	



DUSTY RYCHART

Junior • Forward
6-7 • 210

Grand Rapids, Minnesota
Grand Rapids High School



2000-2001 Season Notes

- Recorded his fifth double-double of the season with 11 points and 11 rebounds vs. Purdue (3/8/01)
- Scored his 400th point and grabbed his 200th rebound this season at Indiana (2/28/01)
- Played all 40 minutes in loss at Wisconsin (2/21/01) and pulled down 12 rebounds
- Scored in double figures in 9 of his last 10 games
- Named Big Ten Player of the Week on Jan. 22 for performances against Purdue and Indiana
- Tied his career-high with five assists and scored 12 points in win at Michigan (2/17/01)
- Led all scorers with 22 points, including a perfect 4-of-4 from the charity stripe vs. Penn State (2/14/01)
- Led Minnesota by posting his fourth double-double of the year with 21 points and 12 rebounds and tied a career-high in steals with three in loss to Ohio State (2/3/00)
- Pulled down a team-high nine rebounds and scored 13 points in loss to Iowa (1/24/01)
- Pulled down a season-high 16 rebounds and scored 21 points, with 17 points and 11 rebounds coming in the second half and overtime, to lead Minnesota to upset Indiana (1/20/01)
- Led the team with 23 points and a career-high five assists in win over Purdue (1/17/01)
- The 23-point effort vs. Purdue was a Williams Arena personal career high
- Led the team with 21 points in loss to Illinois (1/3/01); pulled down a team-high five rebounds
- One of five players to score in double figures (13) against Centenary (12/20/00) including a perfect 5-for-5 effort from the charity stripe
- Recorded a career-high two blocks in win over Centenary
- One of four players in double figures (12) vs. Nebraska (12/28/00)
- Recorded third double-double of season with 13 points and 10 boards against Dartmouth

- Made 15 consecutive free throws spanning five games earlier this season
- One of four players to score in double figures (17) against Bethune Cookman (12/9/00) - also pulled down a team-high six rebounds
- Scored six of the team's nine points in overtime at Marquette (12/7/00) and led the team with 15 points in the game
- Followed career-high night with his first double-double of the season - 32 points and 10 rebounds vs. TCU (11/25/00)
- Scored a career-high 34 points and had nine rebounds against Hawaii Pacific (11/24/00)

RYCHART'S SEASON BESTS

Minutes: 40 three times; last at Wisconsin (2/21/01)
Points: 34 at Hawaii Pacific (11/24/00)
Rebounds: 16 vs. Indiana (1/20/01)
Assists: 5 two times; last at Michigan (2/17/01)
Steals: 3 vs. Ohio State (2/3/01)
Blocks: 2 vs. Centenary (12/30/00)

RYCHART'S SEASON BESTS

Minutes: 40 three times; last at Wisconsin (2/21/01)
Points: 34 at Hawaii Pacific (11/24/00)
Rebounds: 16 vs. Indiana (1/20/01)
Assists: 5 two times; last at Michigan (2/17/01)
Steals: 3 vs. Ohio State (2/3/01)
Blocks: 2 vs. Centenary (12/30/00)

2000-2001 Game by Game

Opponent (Date)	Start	Min.	Fg.	Fa.	3g.	3a.	Frm.	Fta.	O-D/T	Pf.	To.	Blk.	Stl.	Asst.	Pts.
Georgia (11/17)	N	20	2	5	1	1	2	4	1/12	2	3	0	2	0	7
vs. Hawaii Pac. (11/24)	Y	29	12	15	1	1	9	9	6/3/9	1	2	0	1	1	34
vs. TCU (11/25)	Y	31	11	16	0	2	10	13	4/6/10	3	3	0	0	4	32
vs. Georgetown (11/26)	Y	37	2	11	0	4	2	2	2/9/11	1	3	0	0	1	6
at Florida St. (11/29)	Y	35	2	7	0	2	4	5	4/5/9	1	2	0	1	4	8
Morris Brown (12/4)	Y	33	5	12	0	0	7	7	4/4/8	0	2	0	2	1	17
at Marquette (12/7)	Y	40	7	14	0	1	3	3	4/3/7	1	1	0	0	0	35
Bethune Cookman (12/9)	Y	22	7	11	0	0	3	3	1/5/6	2	2	0	1	0	37
La Tech (12/12)	Y	31	6	9	0	0	3	4	4/5/9	2	1	0	0	0	35
Dartmouth (12/22)	Y	27	5	8	0	1	3	3	3/7/10	1	0	0	1	4	13
Nebraska (12/28)	Y	40	6	8	0	0	0	0	4/3/7	1	1	1	2	1	12
Centenary (12/30)	Y	25	4	6	0	0	5	5	3/4/7	4	1	2	1	2	13
at Illinois (1/3)	Y	32	9	14	1	2	2	2	1/4/5	2	3	1	1	1	21
Wisconsin (1/6)	Y	33	4	7	0	0	1	2	2/2/4	2	3	0	0	1	9
at Ohio State (1/13)	Y	25	2	10	0	3	1	2	4/2/6	3	4	0	0	2	5
Purdue (1/17)	Y	33	8	14	1	1	6	9	2/3/5	2	1	1	2	5	23
Indiana (1/20)	Y	36	7	14	0	0	7	9	4/12/16	0	0	1	0	0	31
Iowa (1/24)	Y	34	5	10	0	2	3	4	3/4/9	5	0	1	0	2	13
at Purdue (1/27)	Y	33	4	10	1	1	4	4	3/2/5	3	4	0	1	0	13
at Iowa (1/31)	Y	26	4	8	0	0	0	0	5/2/7	4	1	0	1	2	8
Ohio State (2/3)	Y	36	8	13	2	2	3	3	3/9/12	3	2	0	3	0	21
at Northwestern (2/6)	Y	35	6	8	0	0	2	3	1/6/7	3	1	1	1	3	14
Michigan State (2/10)	Y	36	4	10	1	2	1	1	1/1/2	5	1	0	1	0	10
Penn State (2/14)	Y	31	9	13	0	0	4	4	2/4/6	1	2	0	1	0	22
at Michigan (2/17)	Y	32	4	14	0	3	4	5	3/2/5	3	3	0	2	5	12
at Wisconsin (2/21)	Y	40	3	11	1	2	2	2	4/8/12	4	3	0	1	1	9
at Indiana (2/28)	Y	30	5	13	0	1	0	0	2/5/7	5	3	1	2	0	10
Illinois (3/4)	Y	34	4	12	0	1	2	2	3/6/9	4	3	0	0	1	10
vs. Purdue (3/8)	Y	34	5	10	0	1	1	2	3/8/11	5	1	0	1	2	11
Totals		28/29	930	160-313	9-33	92-112	88	139/223	77	56	10	29	41	421	


1999-2000 Game by Game

Opponent (Date)	Start	Min.	Fg.	Fa.	3g.	3a.	Frm.	Fta.	O-D/T	Pf.	To.	Blk.	Stl.	Asst.	Pts.
UT-Arlington (11/20)	Y	27	10	14	0	0	2	4	6/7/13	2	2	0	3	1	22
Marquette (11/23)	Y	34	7	14	0	0	8	12	6/6/12	1	3	0	2	2	22
Northeast St. (11/27)	Y	32	6	8	0	0	0	0	2/5/7	4	2	0	3	3	12
Virginia (11/30)	Y	24	4	7	0	0	0	1	3/5/8	5	0	0	0	2	8
Valparaiso (12/4)	Y	33	5	9	1	1	1	3	3/4/7	3	7	0	3	1	12
Maine (12/11)	Y	23	6	11	0	0	4	5	2/4/6	0	1	0	3	2	16
at Oregon (12/18)	Y	25	3	4	0	0	4	6	1/2/3	2	1	0	0	1	10
Furman (12/23)	Y	16	5	10	0	0	1	1	3/5/8	4	2	0	0	0	11
at Georgia (12/28)	Y	13	6	13	1	1	1	1	3/5/8	4	1	0	0	0	14
at Nebraska (12/31)	Y	27	5	10	0	0	0	0	5/6/11	4	1	0	1	3	10
Michigan (1/5)	Y	14	4	7	0	0	2	2	3/2/5	3	3	0	1	1	10
at Ohio State (1/9)	Y	20	3	11	0	0	0	0	2/5/7	3	0	0	0	0	6
Iowa (1/12)	Y	25	5	13	0	0	1	2	1/6/7	2	1	0	0	1	11
at Indiana (1/15)	Y	23	4	6	0	0	1	2	3/8/11	4	4	0	0	3	9
Purdue (1/19)	Y	22	9	12	0	0	1	2	2/3/5	4	1	0	1	0	19
at Wisconsin (1/22)	Y	23	8	12	0	0	2	3	1/2/3	4	0	0	0	1	18
at Penn State (1/26)	Y	24	4	7	1	1	0	0	3/3/6	5	3	0	0	3	9
Northwestern (1/29)	Y	26	2	6	0	0	3	7	3/5/8	4	3	0	0	2	7
at Illinois (2/2)	Y	20	1	3	0	0	2	2	2/4/6	0	6	0	0	0	4
Wisconsin (2/5)	Y	30	4	11	0	1	2	2	3/7/10	2	3	0	1	4	10
Indiana (2/9)	Y	13	1	3	0	0	0	0	0/2/2	4	2	0	0	1	2
Illinois (2/17)	Y	28	7	11	0	0	6	6	4/4/8	5	0	0	2	3	20
at Purdue (2/19)	Y	24	2	6	0	2	4	5	1/3/4	2	5	0	3	1	8
at Seaton Hall (2/23)	Y	29	4	17	0	0	3	4	9/9/18	2	3	1	0	0	11
at Iowa (2/27)	Y	25	4	8	0	0	2	3	1/6/7	1	3	1	1	2	10
at Michigan St. (3/2)	Y	21	4	6	0	0	2	2	0/2/2	3	1	0	0	0	10
Ohio State (3/4)	Y	25	4	6	0	0	2	2	5/7/12	4	0	0	0	2	10
vs. Iowa (3/9)*	Y	30	6	14	0	0	6	7	6/10/16	4	4	0	1	3	18
Totals		28/28	676	133-259	3-7	60-84	83-137/220	85	62	2	25	2	25	42	329

* Big Ten Tournament

1998-1999 Game by Game

Opponent (Date)	Start	Min.	Fg.	Fa.	3g.	3a.	Frm.	Fta.	O-D/T	Pf.	To.	Blk.	Stl.	Asst.	Pts.
Appalachian St. (11/21)	N	17	5	10	0	0	1	2	1/3/4	2	3	0	1	2	11
Seaton Hall (11/24)	N	7	0	0	0	0	2	2	1/1/2	0	1	0	0	2	0
Winthrop (11/28)	Y	12	0	2	0	0	1	2	0/1/1	1	1	0	0	1	1
Oregon State (11/30)	N	4	1	3	0	0	0	0	0/0/0	0	0	0	0	0	0
at Fresno State (12/4)	N	1	0	1	0	1	0	0	1/0/1	1	0	0	0	0	0
East Michigan (12/12)	N	5	0	0	0	0	2	2	0/1/1	0	0	0	1	0	0
at Nebraska (12/19)	N	2	0	0	0	0	0	0	0/1/1	0	0	0	0	0	0
Sacramento St. (12/29)	N	5	2	3	0	0	0	0	0/1/1	2	1	0	0	1	4
Penn State (1/9)	N	6	0	2	0	0	0	0	0/1/1	2	0	0	0	0	0
at Michigan St. (1/13)	N	1	0	0	0	0	0	0	0/0/0	0	0	0	0	0	0
Iowa (1/16)	N	3	0	0	0	0	0	0	1/0/1	0	0	0	0	0	0
at Ohio State (1/23)	N	2	0	1	0	0	0	0	0/1/1	0	0	0	0	0	0
Illinois (2/3)	N	4	0	1	0	0	0	0	0/0/0	2	0	0	0	0	0
at Iowa (2/10)	N	21	1	5	0	0	2	5	4/2/6	3	1	0	3	2	4
Michigan State (2/13)	N	17	4	5	0	0	2	2	3/3/6	3	2	0	0	1	10
at Penn State (2/17)	N	11	3	5	0	0	5	5	1/0/1	1	1	0	0	0	11
at Purdue (2/23)	N	13	2	4	0										



SHANE SCHILLING

Sophomore • Guard
6-6 • 200

Minnetonka, Minnesota
Minnetonka High School



2000-2001 Season Notes

- Started every game he played this season, only missed one game this season
- Scored 13 points in a career-high 38 minutes played in road win at Michigan (2/17/01)
- Tied his career-high with eight rebounds vs. Penn State (2/14/01)
- Scored 11 points in loss to Michigan State (2/10/01)
- Scored 11 points, including a 3-for-4 effort from behind the three-point arc, and dished out a season-high five assists in road win over Northwestern (2/6/01)
- Came out of a shooting slump against Purdue (1/27/01) to score in double figures for the first time in five games with a season-high 15 points
- Scored the game-tying basket with :25 left in regulation against Indiana on Jan. 20
- Able to contribute in the win over Purdue (1/17/01) with four assists
- Had scored at least one point in 25 straight games before not scoring against the Boilermakers on 1/17/01
- Shooting 17-for-37 (.459) from three-point range at Williams Arena this season
- Led the team with 12 points, including a 3-for-3 showing from behind the three-point arc, and three blocks in the win over Wisconsin (1/6/01)
- Drained all three of his three-point attempts and scored 13 points in win over Dartmouth (12/22/00)
- Returned from injury to play 34 minutes and score eight points at Marquette (12/7/00)

- Missed Morris Brown game (12/4/00) due to an ankle injury
- Tied his then season-high point total with 14 against TCU (11/25/00)
- After going one for his first 10 shots, came back to drop his next four and lead the team in scoring with 14 points - also tied a career-high with 2 blocks - vs. UNC Greensboro (11/17/00)

SCHILLING'S SEASON BESTS

Minutes: 38 vs. Michigan (2/17/01)
Points: 15 vs. Purdue (1/27/01)
Rebounds: 8 vs. Penn State (2/14/01)
Assists: 5 at Northwestern (2/6/01)
Steals: 3 vs. Georgia (11/19/00)
Blocks: 3 vs. Wisconsin (1/6/01)

SCHILLING'S CAREER BESTS

Minutes: 38 vs. Michigan (2/17/01)
Points: 16 vs. Ohio State (3/4/00)
Rebounds: 8 two times; last vs. Penn St. (2/14/01)
Assists: 5 three times; last at NWestern (2/6/01)
Steals: 3 two times; last vs. Georgia (11/19/00)
Blocks: 3 vs. Wisconsin (1/6/01)

2000-2001 Game by Game

Opponent (Date)	Start	Min.	Fg.	Fa.	3g.	3a.	Ftm.	Fta.	O-D/T	Pf.	To.	Blk.	Stl.	Asst.	Pts.
UNCg (11/17)	Y	25	5	14	1	3	3	4	2-4	2	1	2	1	3	14
Georgia (11/19)	Y	29	3	8	2	3	2	2	0-5	2	3	1	3	4	10
vs. Hawaii Pac (11/24)	Y	28	6	11	1	2	0	0	1-2	3	1	1	1	4	13
vs. TCU (11/25)	Y	29	6	10	2	4	0	0	0-3	2	5	0	0	1	14
vs. Georgetown (11/26)	Y	19	1	6	1	4	0	0	0-2	0	2	0	1	1	3
at Florida St (11/29)	Y	22	3	9	1	2	1	1	0-3	4	0	0	1	1	8
Morris Brown (12/4)															
at Marquette (12/7)	Y	34	3	11	2	4	0	0	0-2	1	3	1	0	3	8
Bethune Cook (12/9)	Y	21	3	6	2	3	1	2	0-0	3	4	0	0	1	9
La Tech (12/12)	Y	21	4	7	2	2	0	0	0-4	1	4	1	0	2	10
Dartmouth (12/22)	Y	19	5	7	3	3	0	0	0-3	4	0	0	0	1	13
Nebraska (12/28)	Y	26	1	7	0	3	4	4	0-4	1	0	0	0	0	6
Centenary (12/30)	Y	21	1	6	1	4	2	2	0-1	1	0	0	2	0	5
at Illinois (1/3)	Y	28	2	8	0	1	1	1	0-1	0	1	0	0	1	5
Wisconsin (1/6)	Y	24	4	5	3	3	1	4	0-2	1	4	0	0	1	12
at Ohio State (1/13)	Y	19	1	2	0	0	2	2	0-4	2	2	0	0	0	4
Purdue (1/17)	Y	21	0	1	0	1	0	0	0-2	3	2	1	0	4	0
Indiana (1/20)	Y	32	3	9	0	3	0	0	0-1	1	2	0	0	1	6
Iowa (1/24)	Y	22	4	7	0	2	0	0	1-2	2	1	0	0	1	8
at Purdue (1/27)	Y	30	5	12	3	7	2	2	0-3	3	4	0	0	0	15
at Iowa (1/31)	Y	30	3	11	1	6	2	2	2-3	1	3	0	0	0	9
Ohio State (2/3)	Y	22	2	9	1	4	0	0	0-0	2	1	0	0	2	5
at Northwestern (2/6)	Y	33	3	5	3	4	2	2	0-3	2	4	2	1	5	17
Michigan State (2/10)	Y	35	3	10	3	7	2	2	1-3	4	4	0	0	1	17
Penn State (2/14)	Y	34	2	8	0	1	3	3	1-8	2	1	0	0	3	7
at Michigan (2/17)	Y	38	5	7	3	5	0	0	4-5	2	5	1	1	2	13
at Wisconsin (2/21)	Y	36	2	9	0	4	0	1	0-3	3	1	1	0	1	4
at Indiana (2/28)	Y	31	3	10	0	2	0	0	1-2	2	0	2	1	2	6
Illinois (3/4)	Y	31	3	4	1	2	1	2	0-1	4	3	0	2	0	8
vs. Purdue (3/8)	Y	22	2	4	2	3	0	0	1-4	1	1	0	1	1	6
Totals		29/29	762	88-223	38-92	29-36	11	11-82	59	62	16	16	46	243	

1999-2000 Game by Game

Opponent (Date)	Start	Min.	Fg.	Fa.	3g.	3a.	Ftm.	Fta.	O-D/T	Pf.	To.	Blk.	Stl.	Asst.	Pts.
UT-Arlington (11/20)	N	15	2	6	1	3	4	4	0-0/0	2	2	0	0	1	9
Marquette (11/23)	N	11	0	0	0	0	0	0	1-0/1	1	1	1	1	1	0
Maine (12/11)	N	12	3	5	2	2	0	0	1-2/3	2	1	0	1	1	8
at Oregon (12/18)	N	9	0	2	0	1	0	0	0-1/1	2	0	0	0	0	0
Furman (12/23)	N	12	1	3	0	0	2	3	0-0/0	0	1	1	0	1	4
at Georgia (12/28)	N	9	1	5	0	1	0	0	1-0/1	0	0	0	0	1	2
at Nebraska (12/31)	N	9	1	4	1	3	0	0	0-0/0	0	0	0	0	0	3
Michigan (1/5)	N	13	1	3	0	1	2	2	0-0/0	1	2	0	1	2	4
at Ohio State (1/9)	N	24	3	5	2	2	0	0	2-1/3	4	3	0	1	1	8
Iowa (1/12)	N	9	1	3	0	0	0	0	0-0/0	1	0	0	0	0	2
at Indiana (1/15)	N	12	0	2	0	1	0	2	1-0/1	0	1	0	0	0	0
Purdue (1/19)	N	3	0	0	0	0	0	0	0-0/0	1	1	0	0	0	0
at Wisconsin (1/22)	N	16	2	5	0	2	2	2	0-5/5	3	3	0	1	1	6
at Penn State (1/26)	N	9	1	2	1	1	2	2	0-0/0	2	1	0	0	0	5
Northwestern (1/29)	N	6	0	3	0	0	0	0	0-0/0	2	0	0	0	0	0
at Illinois (2/3)	N	17	2	2	0	0	0	0	1-5/6	3	1	0	0	0	4
Wisconsin (2/5)	N	14	2	4	0	2	0	0	0-0/0	3	0	0	1	1	4
Indiana (2/9)	N	29	5	11	3	6	0	0	3-0/3	4	0	1	3	1	13
Illinois (2/17)	Y	28	4	10	0	2	6	8	1-2/3	0	1	1	0	5	14
at Purdue (2/19)	Y	22	6	8	0	1	3	3	1-3/4	4	7	0	1	0	15
at Seton Hall (2/23)	Y	33	3	12	0	3	0	2	2-6/8	4	3	2	0	5	6
at Iowa (2/27)	Y	23	3	10	0	3	2	2	0-3/3	4	3	0	2	1	8
at Michigan St (3/2)	Y	29	4	14	0	4	1	1	0-4/4	2	1	0	0	0	9
Ohio State (3/4)	Y	33	6	18	1	4	3	4	2-0/2	2	1	1	0	1	16
vs. Iowa (3/8)	Y	25	6	11	1	3	2	2	0-0/0	5	2	0	3	1	15
Totals		7/25	422	57-148	12-45	29-37	16-32/48	52	35	7	15	25	15		

* Big Ten Tournament

SCHILLING'S CAREER STATISTICS

Season	Gp	Gs	Min	Avg	Fg-Fga (%)	3-Fga (%)	Ft-Fta (%)	O- D/Tot	Avg	High	Asst	Stl	Blk	To	Pf/Dq	Pts Avg	High	
1999-2000	25	7	422	16.9	57-148 (.385)	12-45 (.267)	29-37 (.784)	16-32/48	1.9	8	25	15	7	35	52/1	15.5	6.2	15
2000-2001	29	29	782	27.0	88-223 (.395)	38-92 (.413)	29-36 (.806)	11-71/82	2.8	8	46	16	16	62	59/0	24.3	8.4	15
Career	54	36	1204	22.3	145-371 (.391)	50-137 (.365)	58-73 (.795)	27-103/130	2.4	8	71	31	23	97	111/1	39.8	7.4	15



TERRANCE SIMMONS

Senior • Guard
6-3 • 185

Houghton, Louisiana
Louisiana State/Houghton High School



2000-01 Season Notes

- Started and played in all 29 games this season
- Scored in double figures in four of his last five games, including 18 points vs Purdue in the Big Ten Tournament (3/8/01)
- Led all scorers with 19 points in loss to Illinois (3/4/01)
- Played all 40 minutes and led the team with 23 points, four assists and four steals in loss at Wisconsin (2/21/01)
- Had his second 30-point game (30) of the season in win at Michigan (2/17/01)
- Tallied a career-high 34 points, including a school-record seven three-pointers, in loss to Michigan State (2/10/01)
- Scored eight points and dished out six assists in win at Northwestern (2/6/01)
- Scored 13 points in loss to Ohio State (2/3/00)
- Led the team with 17 points and a career-high four steals in loss at Purdue (1/27/01)
- Played in his 100th career collegiate game against Indiana
- Scored a team-high 15 points and tied his season-high with eight assists in loss to Iowa (1/24/01)
- Has scored in double figures in 19 games this season
- Tallied down a career-high nine rebounds and scored 14 points in win over Purdue on Jan. 17
- Led all scorers with a season-high 27 points - including 21 in the second half - in loss to Ohio State (1/13/01)
- Led the team with 17 points and four assists in win over Centenary (12/28/00)
- Scored 14 points and dished out five assists in win over Nebraska (12/28/00)
- Led the team with eight assists against Bethune Cookman (12/9/00)
- Made a jumper at 7:55 in the second half at Marquette (12/7/00) to give Minnesota its first lead since 18:40 in the first half and sparked the Golden Gopher comeback
- Hit a crucial three-pointer with 2:18 remaining in the game against Morris Brown (12/4/00) to give Minnesota control of the game on his way to scoring 17 points
- Tied the school record for free-throw efficiency in a game by sinking all 12 of his attempts in the win over TCU (11/25/00)
- Scored a then season-high 26 points in win over TCU (11/25/00)
- Led the team with 19 points in win over Florida State (11/29/00)

SIMMONS' SEASON BESTS

Minutes: 40 two times; last at Wisconsin (2/21/01)
Points: 34 vs. Michigan State (2/10/01)
Rebounds: 9 vs. Purdue (1/17/01)
Assists: 8 two times; last vs. Iowa (1/24/01)
Steals: 4 three times; last at Wisconsin (2/21/01)
Blocks: 1 four times; last vs. Iowa (1/31/01)

SIMMONS' CAREER BESTS

Minutes: 40 two times; last at Wisconsin (2/21/01)
Points: 34 vs. Michigan State (2/10/01)
Rebounds: 9 vs. Purdue (1/17/01)
Assists: 8 two times; last vs. Iowa (1/24/01)
Steals: 4 three times; last at Wisconsin (2/21/01)
Blocks: 1 four times; last vs. Iowa (1/31/01)

2000-2001 Game by Game

Opponent (Date)	Start	Min.	Fg-Fa	3g-3a	Ftm-Fta	O-D/T	Pf.	To.	Blk.	Stl.	Ass.	Pts.		
CNCG (11/17)	Y	28	5-15	1-5	1-2	2-4/6	1	2	0	3	3	12		
Georgia (11/19)	Y	28	1-7	1-3	0-0	0-1/1	1	3	0	2	7	3		
vs. Hawaii Pac (11/24)	Y	32	6-14	3-8	0-2	0-2/2	1	4	1	0	7	15		
vs. TCU (11/25)	Y	32	5-12	4-8	12-12	1-3/4	1	5	0	2	1	26		
vs. Georgetown (11/26)	Y	31	3-9	2-4	3-4	1-2/3	2	4	0	2	3	11		
at Florida St (11/29)	Y	31	6-12	3-4	4-6	0-2/2	2	2	1	1	4	19		
Morris Brown (12/4)	Y	33	7-12	3-7	0-3	0-4/4	1	4	0	2	4	17		
at Marquette (12/7)	Y	27	3-10	0-3	0-0	1-5/6	1	3	0	1	4	6		
Bethune Cook (12/9)	Y	22	4-6	2-3	1-2	0-4/4	1	1	0	0	8	11		
La Tech (12/12)	Y	29	2-6	1-3	2-2	0-1/1	1	1	0	1	2	7		
Dartmouth (12/22)	Y	26	3-9	0-2	4-5	0-3/3	2	1	0	0	4	10		
Nebraska (12/28)	Y	36	3-9	1-4	7-12	0-3/3	1	2	1	1	5	14		
Centenary (12/30)	Y	25	4-7	2-5	7-8	0-5/5	1	1	0	1	4	17		
at Illinois (1/3)	Y	27	4-10	0-3	0-1	0-0/0	2	0	1	1	1	8		
Wisconsin (1/6)	Y	20	0-6	0-3	0-1	0-0/0	2	1	0	0	1	0		
at Ohio State (1/13)	Y	32	10-17	4-8	3-4	0-0/0	3	3	0	3	5	27		
Purdue (1/17)	Y	36	5-12	2-4	2-4	1-8/9	0	3	0	0	3	14		
Indiana (1/20)	Y	16	1-4	1-2	0-0	0-1/1	1	0	0	0	4	3		
Iowa (1/24)	Y	37	6-15	1-2	2-5	0-2/2	4	1	0	0	4	15		
at Purdue (1/27)	Y	33	5-10	2-3	5-6	1-1/2	1	3	0	4	4	17		
at Iowa (1/31)	Y	29	3-8	1-4	2-2	1-0/1	2	1	0	2	0	9		
Ohio State (2/3)	Y	31	3-9	0-1	7-10	2-2/4	2	6	0	2	1	13		
at Northwestern (2/6)	Y	37	3-10	1-6	1-2	2-3/3	2	5	0	1	1	8		
Michigan State (2/10)	Y	39	11-18	7-12	5-8	1-5/6	2	5	0	4	5	34		
Penn State (2/14)	Y	31	1-10	0-3	2-2	1-2/3	1	1	0	0	0	4		
at Michigan (2/17)	Y	40	10-15	5-8	5-6	0-4/4	2	5	0	2	5	30		
at Wisconsin (2/21)	Y	40	8-17	4-6	3-6	0-1/1	0	1	0	4	4	23		
at Indiana (2/28)	Y	27	1-11	0-3	0-0	1-2/3	3	2	0	0	1	2		
Illinois (1/4)	Y	38	5-15	4-7	5-7	0-2/2	1	1	0	1	5	19		
vs. Purdue (3/8)	Y	39	7-18	4-11	0-0	0-2/2	1	2	0	1	6	18		
Totals		30/30	932	135-333	59-150	83-119	14	74/87	42	75	4	19	118	412

1999-2000 Game by Game

Opponent (Date)	Start	Min.	Fg-Fa	3g-3a	Ftm-Fta	O-D/T	Pf.	To.	Blk.	Stl.	Ass.	Pts.	
UT Arlington (11/20)	Y	28	1-8	0-2	4-5	1-0/1	1	4	1	0	8	6	
Marquette (11/23)	Y	32	3-5	0-1	5-8	1-1/2	1	2	0	2	3	11	
Morehead St. (11/27)	Y	27	6-7	4-4	2-4	0-0/0	1	3	0	0	5	18	
Virginia (11/30)	Y	34	3-8	4-4	7-8	0-3/3	0	1	1	1	6	15	
Valparaiso (12/4)	Y	32	2-6	0-4	0-0	0-5/5	2	3	1	1	5	4	
Maine (12/11)	Y	30	7-11	3-5	3-3	1-4/5	2	3	0	2	5	20	
at Oregon (12/18)	Y	36	10-15	6-7	3-3	0-4/4	1	7	0	2	2	29	
Furman (12/23)	Y	29	6-8	2-4	0-0	0-6/6	2	2	0	2	4	14	
at Georgia (12/28)	Y	34	3-10	0-3	0-0	0-1/1	3	3	0	1	3	6	
at Nebraska (12/31)	Y	32	5-13	0-6	3-4	0-2/2	3	6	0	2	5	13	
Michigan (1/5)	Y	34	2-9	0-2	1-3	1-3/4	1	2	2	2	5	5	
at Ohio State (1/9)	Y	35	5-14	0-2	1-3	0-2/2	1	5	0	0	4	11	
Iowa (1/12)	Y	34	3-8	1-4	5-8	1-3/4	2	3	0	0	7	12	
at Indiana (1/15)	Y	29	3-9	1-3	0-2	0-1/1	2	3	0	0	4	7	
Purdue (1/19)	Y	35	4-14	2-6	3-4	0-4/4	4	6	1	1	5	13	
at Wisconsin (1/22)	Y	22	0-3	0-2	0-0	0-2/2	3	3	0	0	1	0	
at Penn State (1/26)	N	25	4-10	0-3	0-0	0-2/2	4	2	0	0	4	8	
Northwestern (1/29)	Y	33	1-6	0-1	5-8	1-3/4	0	1	1	1	4	7	
at Illinois (2/2)	Y	32	7-12	2-6	1-3	0-4/4	1	2	0	1	5	17	
Wisconsin (2/5)	Y	35	5-8	2-4	2-2	0-0/0	3	3	0	2	1	14	
Indiana (2/9)	Y	32	1-9	1-6	0-0	1-3/4	2	2	0	1	5	3	
Illinois (2/11)	Y	30	2-8	0-3	2-2	0-4/4	2	1	1	3	6	6	
at Purdue (2/19)	Y	30	5-10	2-4	1-2	1-1/2	1	5	0	0	0	13	
at North Hall (2/23)	Y	34	7-15	1-4	4-4	4-4/8	2	2	0	3	6	19	
at Iowa (2/27)	N	24	0-4	0-2	0-0	1-0/1	2	2	0	0	2	0	
at Michigan St (3/2)	Y	30	1-12	1-5	1-2	0-3/3	0	0	1	3	4	4	
Ohio State (3/4)	Y	35	6-13	2-4	1-2	0-2/2	2	2	0	1	4	15	
vs. Iowa (3/9)*	Y	35	5-12	2-5	8-9	0-1/1	3	1	0	2	6	20	
Totals		26/28	878	107-266	34-106	62-89	13-68/81	51	83	8	29	116	310

1998-1999 Game by Game

Opponent (Date)	Start	Min.	Fg-Fa	3g-3a	Ftm-Fta	O-D/T	Pf.	To.	Blk.	Stl.	Ass.	Pts.	
Appalachian St (11/21)	Y	21	4-9	0-1	0-2	1-2/3	0	0	0	1	1	10	
Seton Hall (11/24)	Y	8	1-4	0-1	0-0	1-0/1	0	0	0	1	2	2	
Winthrop (11/28)	N	25	3-7	0-1	1-3	1-2/3	0	5	0	0	2	7	
Oregon State (11/30)	N	3	0-1	0-0	0-0	0-0/0	0	0	0	0	0	0	
at Fresno State (12/4)	N	9	0-1	0-1	0-0	0-3/3	0	0	0	0	2	0	
East Michigan (12/12)	N	9	0-1	0-0	0-0	0-2/2	0	1	0	1	1	0	
Cincinnati (12/16)	N	10	1-2	0-0	0-2	0-1/1	0	1	1	1	1	2	
at Nebraska (12/19)	N	13	1-3	0-1	0-0	0-2/2	0	4	0	0	2	2	
Mountaineer St (12/22)	N	16	1-3	0-1	0-0	0-1/1	2	2	0	2	5	2	
Sacramento St (12/29)	N	20	4-8	2-4	1-2	0-2/2	3	0	1	5	11	11	
Northwestern (1/6)	N	12	0-5	0-2	0-0	1-1/2	0	0	0	0	0	0	
at Michigan St. (1/13)	N	5	0-0	0-0	0-0	0-0/0	0	0	0	0	0	0	
Iowa (1/16)	N	6	0-1	0-0	0-1	1-2/3	0	0	0	0	2	0	
Michigan (1/20)	N	9	0-1	0-1	0-0	0-0/0	2	0	0	0	0	0	
at Ohio State (1/23)	N	15	2-7	0-3	0-2	1-2/3	0	8	0	1	8	4	
Indiana (1/26)	N	8	0-1	0-1	0-0	0-0/0	0	0	0	1	0	0	
Illinois (2/3)	N	11	2-2	0-0	0-0	1-0/1	2	1	0	4	2	2	
at Michigan (2/6)	N	19	4-7	1-4	0-0	0-4/4	0	3	0	3	9	9	
at Iowa (2/10)	Y	13	1-2	1-1	0-0	0-1/1	2	2	0	0	1	3	
Michigan St. (2/13)	Y	15	1-2	1-2	1-2	0-2/2	2	0	0	2	4	4	
at Penn State (2/17)	Y	23	2-5	1-2	0-4	0-4/4	1	2	0	1	5	5	
at Purdue (2/23)	Y	8	0-2	0-0	0-0	1-2/3	1	0	0	0	0	0	
Purdue (2/25)	N	6	0-2	0-0	0-0	1-0/1	1	0	0	0	0	0	
vs. Illinois (3/4)	N	4	0-0	0-0	0-0	0-0/0	1	2	0	0	0	0	
vs. Gonzaga* (3/11)	N	22	3-8	0-2	0-0	0-2/2	2	1	0	0	3	6	
Totals		6/25	312	30-84	8-29	3-18	1	46/45	20	14	13	45	71



RYAN WILDENBORG

Sophomore • Center
6-11 • 260

Kirkland, Washington
Juanita High School



2000-01 Season Notes

- Played in all 29 games and started 11 games this season
- First conference start of the season was 1/20/01 against Indiana
- Pulled down a career-high nine rebounds to lead the team in win over Wisconsin (1/6/01) – also scored six points
- Scored six points in win over Centenary (12/30/00)
- Scored a season-high eight points against UNC Greensboro in the season opener (11/17/00)
- Had six points and three rebounds against Bethune Cookman (12/9/00)
- Played a career-high 22 minutes against TCU (11/25/00)

WILDENBORG'S SEASON BESTS

Minutes: 22 vs. TCU (11/25/00)
Points: 8 vs. UNC Greensboro (11/17/00)
Rebounds: 9 vs. Wisconsin (1/6/01)
Assists: 1 vs. Georgia (11/19/00)
Steals: 2 vs. Louisiana Tech (12/12/00)
Blocks: 1 four times; last vs. Nebraska (12/28/00)

WILDENBORG'S CAREER BESTS

Minutes: 22 vs. TCU (11/25/00)
Points: 10 at Iowa (2/27/00)
Rebounds: 9 vs. Wisconsin (1/6/01)
Assists: 1 seven times; last vs. Georgia (11/19/00)
Steals: 2 vs. Louisiana Tech (12/12/00)
Blocks: 2 at Iowa (2/27/00)

2000-2001 Game by Game

Opponent (Date)	Start	Min	Fg	Fa	3g-3a	Ftm-Fta	O-D/T	Pf	To	Blk	Stl	Asst	Pts				
UNC (11/17)	Y	15	3	4	0	0	2	2	2	3	0	0	8				
Georgia (11/19)	Y	14	1	5	0	0	0	0	0	1	0	0	2				
vs. Hawai'i Pac (11/24)	N	3	0	0	0	0	2	2	0	0	0	0	0				
vs. TCU (11/25)	Y	22	2	4	0	0	1	2	2	4	0	0	5				
vs. Georgetown (11/26)	Y	17	1	3	0	0	0	0	1	2	1	0	2				
at Florida St (11/29)	Y	15	0	1	0	0	0	0	1	2	1	0	0				
Morris Brown (12/4)	N	4	0	1	0	0	1	2	1	2	2	1	0				
at Marquette (12/7)	Y	12	1	1	0	0	0	0	0	0	1	0	2				
Bethune Cook (12/9)	N	14	2	4	0	0	2	4	1	0	2	0	6				
La Tech (12/12)	Y	15	1	2	0	0	1	2	0	0	0	2	3				
Dartmouth (12/22)	N	10	1	3	0	0	3	4	1	0	1	0	5				
Nebraska (12/28)	Y	11	2	4	0	0	1	2	1	2	4	2	5				
Centenary (12/30)	N	12	1	3	0	0	4	6	1	2	2	0	6				
at Illinois (1/3)	N	7	0	0	0	0	0	0	0	1	3	0	0				
Wisconsin (1/6)	N	16	2	5	0	0	2	5	4	5	4	0	6				
at Ohio State (1/13)	N	15	1	2	0	0	0	2	3	2	0	0	2				
Purdue (1/17)	N	10	0	0	0	0	0	1	0	0	4	2	0				
Indiana (1/20)	Y	6	0	2	0	0	0	0	0	0	0	0	0				
Iowa (1/24)	N	10	0	1	0	0	2	4	0	1	2	0	2				
at Purdue (1/27)	N	9	0	0	0	0	0	0	0	0	1	0	0				
at Iowa (1/31)	Y	17	1	3	0	0	0	0	3	4	2	3	2				
Ohio State (2/3)	Y	9	0	3	0	0	0	0	0	0	2	0	0				
at Northwestern (2/6)	N	6	0	0	0	0	0	0	0	0	0	0	0				
Michigan State (2/10)	N	8	0	2	0	0	0	0	0	4	0	0	0				
Penn State (2/14)	N	9	1	2	0	0	0	0	3	4	0	0	2				
at Michigan (2/17)	N	17	0	1	0	0	1	2	0	5	2	0	0				
at Wisconsin (2/21)	N	9	0	0	0	0	0	0	0	2	2	1	0				
at Indiana (2/28)	N	12	0	1	0	0	0	0	0	1	0	0	0				
Illinois (3/4)	N	1	0	0	0	0	0	0	0	0	0	0	0				
vs. Purdue (3/8)	N	2	0	0	0	0	1	4	0	0	2	1	0				
Totals		11/30	32	57	0	0	23	44	22	54	56	64	19	5	4	3	63

1999-2000 Game by Game

Opponent (Date)	Start	Min	Fg	Fa	3g-3a	Ftm-Fta	O-D/T	Pf	To	Blk	Stl	Asst	Pts					
at Arlington (11/20)	Y	8	0	1	0	0	0	0	0	0	1	0	0					
Marquette (11/23)	N	7	0	0	0	0	0	0	0	0	0	0	0					
Morehead St. (11/27)	N	7	0	0	0	0	0	1	0	2	1	0	0					
Virginia (11/30)	N	3	0	0	0	0	0	0	0	1	1	0	0					
Valparaiso (12/4)	N	4	0	1	0	0	0	0	0	1	0	0	0					
Maine (12/11)	N	10	0	1	0	0	0	0	0	2	2	1	0					
at Oregon (12/18)	N	5	0	1	0	0	0	0	0	0	0	0	0					
Purdue (12/23)	N	4	0	1	0	0	2	2	1	2	3	1	0					
at Georgia (12/28)	N	9	1	4	0	0	0	1	2	1	3	0	2					
at Nebraska (12/31)	N	3	1	1	0	0	0	0	1	0	1	0	2					
Michigan (1/5)	N	4	0	0	0	0	0	0	0	0	2	0	0					
at Ohio State (1/9)	N	1	0	0	0	0	0	0	0	0	0	0	0					
Iowa (1/12)	N	2	0	0	0	0	0	0	0	0	1	0	0					
at Indiana (1/15)	N	6	1	4	0	0	2	2	2	0	0	0	4					
Purdue (1/19)	N	1	0	0	0	0	0	0	0	0	0	0	0					
at Wisconsin (1/22)	N	12	1	2	0	0	1	5	2	2	1	0	1					
at Penn State (1/26)	N	2	0	0	0	0	0	0	0	0	0	0	0					
Northwestern (1/29)	N	7	1	1	0	0	0	0	0	0	2	1	0					
Illinois (2/2)	N	3	0	0	0	0	0	0	0	1	0	0	0					
at Purdue (2/17)	N	19	1	2	0	0	0	0	0	1	1	0	0					
at Purdue (2/19)	N	14	2	4	0	0	0	0	2	1	3	0	4					
at Seton Hall (2/23)	Y	13	1	4	0	0	0	0	1	1	2	1	0					
at Iowa (2/27)	Y	21	4	6	0	0	2	2	5	3	8	5	2					
at Michigan St (3/2)	Y	18	2	4	0	0	2	2	0	1	3	2	0					
Ohio State (3/4)	Y	16	1	4	0	0	0	0	2	3	5	4	3					
vs. Iowa (3/9)*	Y	20	2	3	0	0	0	0	1	3	4	2	1					
Totals		6/26	210	18	45	0	0	9	15	20	26	46	42	20	5	5	6	45

* Big Ten Tournament

WILDENBORG'S CAREER STATISTICS

Season	Gp	Gs	Min	Avg	3-POINT		REBOUNDS		Ft-Fta (%)	Fg-Fga (%)	PFDq	Pts Avg	High										
					Fg-Fga (%)	Ft-Fta (%)	O-	D-Tot						Avg	High	Asst	Stl	Blk	To				
1999-2000	26	6	210	8.1	18	45 (400)	0	0 (000)	9	15 (600)	20	26	46	1.8	8	6	5	5	20	42/1	45	1.7	10
2000-2001	30	11	326	10.9	20	57 (351)	0	0 (000)	23	44 (523)	22	34	56	1.9	9	3	4	5	19	64/1	63	2.1	8
Career	56	17	536	9.6	38-102 (.373)	0-0 (000)	32-59 (.542)	42-60/102	1.8	9	9	9	10	39	106/2	108	1.9	10					

Minnesota Golden Gopher Basketball
SEASON SCHEDULE- RESULTS & LEADERS - as of 03/09/01
ALL GAMES

RECORD:	OVERALL	HOME	AWAY	NEUTRAL
ALL GAMES.....	(17-13)	(11-5)	(5-6)	(1-2)
CONFERENCE.....	(5-11)	(3-5)	(2-6)	(0-0)
NON-CONFERENCE.....	(12-2)	(8-0)	(3-0)	(1-2)

DATE	TIME	OPPONENT	SCORE	W/L	ATTEND	HIGH POINTS	HIGH REBOUNDS
11/17/00	7:00 p.m.	UNC GREENSBORO	81-61	W	11,826	(14)Schilling, Shane	(6)Bickerstaff, John-B1 (6)Simmons, Terrance (6)Schilling, Shane (6)Bauer, Michael
11/19/00	3:00 p.m.	GEORGIA BULLDOGS	77-74	W	11,767	(21)Bauer, Michael	(9)Bickerstaff, John-B1
11/24/00	7:12 pm HST	* at Hawaii Pacific Sea Warri	86-75	W	1119	(34)Rychart, Dusty	(9)Rychart, Dusty
11/25/00	6:30 pm HST	* vs Texas Christian Horned Fr	107-99	W	775	(32)Rychart, Dusty	(11)Bickerstaff, John-B1
11/26/00	5:30 pm HST	* vs Georgetown Hoyas	60-76	L	750	(17)Bauer, Michael	(11)Rychart, Dusty
11/29/00	8:00 pm	at Florida State Seminoles	76-71	W	4,575	(19)Simmons, Terrance	(9)Rychart, Dusty
12/03/00	7:00 p.m.	MORRIS BROWN WOLVERINES	64-53	W	11,913	(17)Simmons, Terrance (17)Rychart, Dusty	(12)Bauer, Michael
12/07/00	7:00 p.m.	at Marquette Golden Eagles	61-59	W	8,712	(15)Rychart, Dusty	(10)Bauer, Michael
12/09/00	1:00 p.m.	BETHUNE-COOKMAN WILDCATS	93-70	W	11,874	(18)Bauer, Michael	(6)Bickerstaff, John-B1 (6)Bauer, Michael (6)Rychart, Dusty
12/12/00	7:00 p.m.	LOUISIANA TECH BULLDOGS	69-53	W	11,799	(16)Bickerstaff, John-B1	(9)Rychart, Dusty
12/22/00	7:00 p.m.	DARTMOUTH BIG GREEN	81-62	W	11,864	(14)Bickerstaff, John-B1	(10)Rychart, Dusty
12/28/00	9:30 p.m.	NEBRASKA CORNHUSKERS	74-70	W	11,657	(17)Bickerstaff, John-B1	(8)Bauer, Michael
12/30/00	12:00 p.m.	CENTENARY GENTS	93-59	W	12,055	(17)Simmons, Terrance	(8)Bennett, Travarus
1/03/01	7:00 p.m.	* at Illinois Fighting Illini	64-60	L	13,840	(21)Rychart, Dusty	(5)Bickerstaff, John-B1 (5)Rychart, Dusty
1/06/01	7:00 p.m.	* WISCONSIN BADGERS	54-49	W	14,010	(12)Schilling, Shane	(9)Wildenborg, Ryan
1/10/01	12:15 p.m.	* at Ohio State Buckeyes	71-75	L	17,528	(27)Simmons, Terrance	(6)Bickerstaff, John-B1 (6)Rychart, Dusty
1/17/01	7:00 p.m.	* PURDUE BOILERMAKERS	70-67	W	12,716	(23)Rychart, Dusty	(9)Bickerstaff, John-B1 (9)Simmons, Terrance
1/20/01	11:45 a.m.	* INDIANA HOOSIERS	78-74	W	13,120	(21)Rychart, Dusty	(16)Rychart, Dusty
1/24/01	7:00 p.m.	* IOWA HAWKEYES	74-97	L	14,523	(15)Bickerstaff, John-B1 (15)Simmons, Terrance	(9)Rychart, Dusty
1/27/01	8:00 p.m.	* at Purdue Boilermakers	72-61	L	14,121	(17)Simmons, Terrance	(8)Bauer, Michael
1/31/01	7:05 p.m.	* at Iowa Hawkeyes	69-74	L	15,501	(21)Bickerstaff, John-B1	(9)Bickerstaff, John-B1
2/03/01	7:00 p.m.	* OHIO STATE BUCKEYES	60-73	L	13,581	(21)Rychart, Dusty	(12)Rychart, Dusty
2/06/01	8:30 p.m.	* at Northwestern Wildcats	60-59	W	3,440	(16)Bennett, Travarus	(11)Bennett, Travarus
2/11/01	7:00 p.m.	* MICHIGAN STATE SPARTANS	63-74	L	14,211	(34)Simmons, Terrance	(6)Simmons, Terrance
2/14/01	7:00 p.m.	* PENN STATE NITTANY LIONS	62-81	L	13,715	(22)Rychart, Dusty	(8)Bennett, Travarus (8)Schilling, Shane
2/17/01	12:15 p.m.	* at Michigan Wolverines	64-70	W	11,336	(30)Simmons, Terrance	(9)Fleming, Kerwin
2/21/01	7:05 p.m.	* at Wisconsin Badgers	54-64	L	17,142	(23)Simmons, Terrance	(12)Rychart, Dusty

Minnesota Golden Gopher Basketball
SEASON BOX SCORE - as of 03/09/01
ALL GAMES

RECORD:	OVERALL	HOME	AWAY	NEUTRAL
ALL GAMES.....	(17-13)	(11-5)	(5-6)	(1-2)
CONFERENCE.....	(5-11)	(3-5)	(2-6)	(0-0)
NON-CONFERENCE.....	(12-2)	(8-0)	(3-0)	(1-2)

P L A Y E R	GP-GS	MIN--AVG	T O T A L				3-POINTERS				R E B O U N D S					PTS - AVG
			FG-FGA	PCT	FG-FGA	PCT	FT-FTA	PCT	OFF-DEF	TOT--AVG	PF-FO	A	TO	BLK	ST	
45 Rychart, Dusty	29 28	930 32.1	160 313	.511	9 33	.273	92 112	.821	88 135	223	7.7	77 4	43 56	10 29	421 14.5	
CONFERENCE ONLY...	16 16	526 32.9	86 181	.475	7 20	.350	42 54	.778	45 72	117	7.3	53 3	23 34	6 17	221 13.8	
23 Simmons, Terrance	30 30	932 31.1	135 333	.405	59 150	.393	83 119	.697	14 73	87	2.9	42 0	118 75	4 39	412 13.7	
CONFERENCE ONLY...	16 16	513 32.1	76 187	.406	32 80	.400	42 61	.689	9 32	41	2.6	25 0	56 41	1 21	226 14.1	
01 Bickerstaff, John-B	23 23	739 32.1	87 165	.527	6 19	.316	71 111	.640	55 86	141	6.1	61 0	92 61	10 24	251 10.9	
CONFERENCE ONLY...	10 10	313 31.3	28 70	.400	3 11	.273	28 42	.667	25 32	57	5.7	31 0	40 27	5 11	87 8.7	
34 Schilling, Shane	29 29	782 27.0	88 223	.395	38 92	.413	29 36	.806	11 71	82	2.8	59 0	46 62	16 16	243 8.4	
CONFERENCE ONLY...	16 16	466 29.1	45 117	.385	18 52	.346	16 21	.762	7 36	43	2.7	34 0	24 38	10 6	124 7.8	
41 Bauer, Michael	20 13	527 26.4	79 183	.432	34 82	.415	36 50	.720	30 65	95	4.8	47 1	29 25	30 17	228 11.4	
CONFERENCE ONLY...	7 6	192 27.4	30 66	.455	17 37	.459	7 11	.636	7 23	30	4.3	16 0	10 12	7 8	84 12.0	
15 Fleming, Kerwin	30 1	479 16.0	55 155	.355	28 76	.368	58 83	.699	9 34	43	1.4	54 1	30 34	3 12	196 6.5	
CONFERENCE ONLY...	16 0	284 17.8	33 94	.351	17 45	.378	38 53	.717	8 23	31	1.9	39 1	18 22	2 8	121 7.6	
12 Burleson, Kevin	29 8	584 20.1	53 143	.371	36 93	.387	30 44	.682	11 35	46	1.6	78 4	72 48	5 30	172 5.9	
CONFERENCE ONLY...	15 7	305 20.3	27 86	.314	20 58	.345	14 23	.609	6 16	22	1.5	46 4	31 28	1 18	88 5.9	
21 Bennett, Travarus	29 5	527 18.2	47 110	.427	18 49	.367	15 21	.714	35 72	107	3.7	60 2	25 19	13 28	127 4.4	
CONFERENCE ONLY...	15 4	324 21.6	30 66	.455	9 25	.360	10 12	.833	24 43	67	4.5	32 1	12 11	6 16	79 5.3	
33 Wildenborg, Ryan	30 11	326 10.9	20 57	.351	0 0	.000	23 44	.523	22 34	56	1.9	64 1	3 19	5 4	63 2.1	
CONFERENCE ONLY...	16 3	160 10.0	5 22	.227	0 0	.000	5 14	.357	8 22	30	1.9	29 0	0 11	1 1	15 0.9	
2 Hagen, Jeff	24 2	178 7.4	16 33	.485	0 1	.000	13 24	.542	10 21	31	1.3	28 0	7 7	14 8	45 1.9	
CONFERENCE ONLY...	13 2	110 8.5	8 16	.500	0 0	.000	3 8	.375	5 16	21	1.6	18 0	6 0	8 4	19 1.5	
30 Lorang, Justin	7 0	18 2.6	2 9	.222	1 4	.250	3 4	.750	2 2	4	0.6	3 0	1 4	0 2	8 1.1	
CONFERENCE ONLY...	2 0	5 2.5	1 1	1.00	1 1	1.00	2 2	1.00	0 1	1	0.5	0 0	0 1	0 1	5 2.5	
07 Hinkenson, Wade	6 0	17 2.8	2 5	.400	0 2	.000	0 0	.000	1 7	8	1.3	1 0	1 2	0 0	4 0.7	
CONFERENCE ONLY...	1 0	4 4.0	1 1	1.00	0 0	.000	0 0	.000	0 2	2	2.0	0 0	0 0	0 0	2 2.0	
38 Chall, Randy	8 0	20 2.5	0 3	.000	0 0	.000	0 0	.000	2 3	5	0.6	1 0	1 0	0 0	0 0.0	
CONFERENCE ONLY...	3 0	7 2.3	0 1	.000	0 0	.000	0 0	.000	1 0	1	0.3	0 0	1 0	0 0	0 0.0	
40 Anderle, Matt	4 0	9 2.3	0 1	.000	0 0	.000	0 2	.000	1 2	3	0.8	1 0	0 0	0 0	0 0.0	
CONFERENCE ONLY...	4 0	9 2.3	0 1	.000	0 0	.000	0 2	.000	1 2	3	0.8	1 0	0 0	0 0	0 0.0	
24 Bolden, Tyree	5 0	8 1.6	0 3	.000	0 0	.000	0 0	.000	1 0	1	0.2	0 0	0 0	0 0	0 0.0	
CONFERENCE ONLY...	5 0	8 1.6	0 3	.000	0 0	.000	0 0	.000	1 0	1	0.2	0 0	0 0	0 0	0 0.0	
31 Esselink, Steve	0 0	0 0.0	0 0	.000	0 0	.000	0 0	.000	0 0	0	0.0	0 0	0 0	0 0	0 0.0	
CONFERENCE ONLY...	0 0	0 0.0	0 0	.000	0 0	.000	0 0	.000	0 0	0	0.0	0 0	0 0	0 0	0 0.0	
TEAM REBOUNDS.....									64 40	104				5		
Minnesota Golden Gop	30	6076	744 1736	.429	229 601	.381	453 650	.697	356 680	1036	34.5	576 13	468 417	110 209	2170 72.3	
CONFERENCE ONLY...	16	3226	370 911	.406	124 329	.377	207 303	.683	180 337	517	32.3	324 9	221 230	47 111	1071 66.9	
Opponents	30	6075	741 1713	.433	176 540	.326	497 673	.738	383 731	1114	37.1	587 419	473 135	198 2155	71.8	
CONFERENCE ONLY...	16	3225	393 880	.447	96 282	.340	300 395	.759	198 407	605	37.8	294 234	249 88	105 1182	73.9	

SCORE BY HALVES (and OTs):	1st	2nd	OT1	OT2	OT3	OT4	TOTAL
Opponents	998	1134	23	0	0	0	2155
Minnesota Golden Gophers	972	1165	33	0	0	0	2170

DEADBALL REBOUNDS:	OFF	DEF	TOTAL
Opponents	72	9	81
Minnesota Golden Gophers	94	12	106

Minnesota Golden Gopher Basketball
HIGH/LOW ANALYSIS - as of 03/09/01
ALL GAMES

--- T E A M H I G H S ---

Minnesota Golden Gophers

POINTS.....	107	vs Texas Christian Horn	11/25/00
FIELD GOALS MADE.....	32	at Hawaii Pacific Sea W	11/24/00
	32	vs BETHUNE-COOKMAN WILD	12/09/00
FIELD GOAL ATTEMPTS.....	70	vs UNC GREENSBORO	11/17/00
FIELD GOAL PERCENTAGE.....	.556 (30-54)	vs Texas Christian Horn	11/25/00
3 PT FIELD GOALS MADE.....	16	vs MICHIGAN STATE SPART	02/11/01
3 PT FG ATTEMPTS.....	31	vs Purdue Boilermakers	03/08/01
3 PT FG PERCENTAGE.....	.625 (10-16)	at Florida State Semino	11/29/00
FREE THROWS MADE.....	38	vs Texas Christian Horn	11/25/00
FREE THROW ATTEMPTS.....	49	vs Texas Christian Horn	11/25/00
FREE THROW PERCENTAGE.....	.833 (10-12)	at Iowa Hawkeyes	01/31/01
REBOUNDS.....	43	vs PENN STATE NITTANY L	02/14/01
ASSISTS.....	26	at Hawaii Pacific Sea W	11/24/00
STEALS.....	12	vs GEORGIA BULLDOGS	11/19/00
BLOCKED SHOTS.....	10	vs CENTENARY GENTS	12/30/00
TURNOVERS.....	19	at Ohio State Buckeyes	01/13/01
	19	at Iowa Hawkeyes	01/31/01
FOULS.....	27	vs IOWA HAWKEYES	01/24/01

OPPONENTS

POINTS.....	99	vs Texas Christian Horn	11/25/00
FIELD GOALS MADE.....	35	vs Texas Christian Horn	11/25/00
FIELD GOAL ATTEMPTS.....	70	vs Texas Christian Horn	11/25/00
FIELD GOAL PERCENTAGE.....	.640 (32-50)	vs Purdue Boilermakers	03/08/01
3 PT FIELD GOALS MADE.....	13	vs Texas Christian Horn	11/25/00
3 PT FG ATTEMPTS.....	34	vs Texas Christian Horn	11/25/00
3 PT FG PERCENTAGE.....	.643 (9-14)	vs IOWA HAWKEYES	01/24/01
FREE THROWS MADE.....	29	at Indiana Hoosiers	02/28/01
FREE THROW ATTEMPTS.....	35	vs IOWA HAWKEYES	01/24/01
FREE THROW PERCENTAGE.....	.935 (29-31)	at Indiana Hoosiers	02/28/01
REBOUNDS.....	48	at Indiana Hoosiers	02/28/01
ASSISTS.....	23	vs Purdue Boilermakers	03/08/01
STEALS.....	12	at Hawaii Pacific Sea W	11/24/00
BLOCKED SHOTS.....	11	vs INDIANA HOOSIERS	01/20/01
TURNOVERS.....	24	at Ohio State Buckeyes	01/13/01
FOULS.....	30	vs Texas Christian Horn	11/25/00
	30	vs CENTENARY GENTS	12/30/00

Minnesota Golden Gopher Basketball
HIGH/LOW ANALYSIS - as of 03/09/01
ALL GAMES

--- T E A M L O W S ---

Minnesota Golden Gophers

POINTS.....	53	at Indiana Hoosiers	02/28/01
FIELD GOALS MADE.....	17	vs Georgetown Hoyas	11/26/00
	17	at Indiana Hoosiers	02/28/01
FIELD GOAL ATTEMPTS.....	44	vs WISCONSIN BADGERS	01/06/01
FIELD GOAL PERCENTAGE.....	.270 (17-63)	at Indiana Hoosiers	02/28/01
3 PT FIELD GOALS MADE.....	4	at Illinois Fighting Ill	01/03/01
	4	vs PENN STATE NITTANY L	02/14/01
3 PT FG ATTEMPTS.....	12	vs PENN STATE NITTANY L	02/14/01
3 PT FG PERCENTAGE.....	.208 (5-24)	at Marquette Golden Eag	12/07/00
FREE THROWS MADE.....	4	at Marquette Golden Eag	12/07/00
FREE THROW ATTEMPTS.....	5	at Marquette Golden Eag	12/07/00
FREE THROW PERCENTAGE.....	.476 (10-21)	vs IOWA HAWKEYES	01/24/01
REBOUNDS.....	23	vs MICHIGAN STATE SPART	02/11/01
ASSISTS.....	7	at Indiana Hoosiers	02/28/01
STEALS.....	3	vs BETHUNE-COOKMAN WILD	12/09/00
	3	vs WISCONSIN BADGERS	01/06/01
BLOCKED SHOTS.....	0	vs MICHIGAN STATE SPART	02/11/01
	0	vs Purdue Boilermakers	03/08/01
TURNOVERS.....	9	vs CENTENARY GENTS	12/30/00
	9	vs INDIANA HOOSIERS	01/20/01
	9	vs IOWA HAWKEYES	01/24/01
	9	at Wisconsin Badgers	02/21/01
FOULS.....	10	vs PENN STATE NITTANY L	02/14/01

OPPONENTS

POINTS.....	49	vs WISCONSIN BADGERS	01/06/01
FIELD GOALS MADE.....	17	vs WISCONSIN BADGERS	01/06/01
FIELD GOAL ATTEMPTS.....	47	at Ohio State Buckeyes	01/13/01
	47	vs OHIO STATE BUCKEYES	02/03/01
FIELD GOAL PERCENTAGE.....	.340 (17-50)	vs WISCONSIN BADGERS	01/06/01
	.340 (18-53)	at Northwestern Wildcat	02/06/01
3 PT FIELD GOALS MADE.....	2	at Marquette Golden Eag	12/07/00
	2	vs WISCONSIN BADGERS	01/06/01
	2	vs INDIANA HOOSIERS	01/20/01
	2	vs OHIO STATE BUCKEYES	02/03/01
3 PT FG ATTEMPTS.....	10	vs OHIO STATE BUCKEYES	02/03/01
3 PT FG PERCENTAGE.....	.133 (2-15)	vs INDIANA HOOSIERS	01/20/01
FREE THROWS MADE.....	1	vs LOUISIANA TECH BULLD	12/12/00
FREE THROW ATTEMPTS.....	5	vs LOUISIANA TECH BULLD	12/12/00
FREE THROW PERCENTAGE.....	.200 (1-5)	vs LOUISIANA TECH BULLD	12/12/00
REBOUNDS.....	25	at Hawaii Pacific Sea W	11/24/00
ASSISTS.....	8	vs MORRIS BROWN WOLVERI	12/03/00
STEALS.....	3	at Florida State Semino	11/29/00
BLOCKED SHOTS.....	1	vs LOUISIANA TECH BULLD	12/12/00
	1	vs IOWA HAWKEYES	01/24/01
	1	at Northwestern Wildcat	02/06/01
TURNOVERS.....	8	vs PENN STATE NITTANY L	02/14/01
FOULS.....	10	at Wisconsin Badgers	02/21/01

Minnesota Golden Gopher Basketball
 GAME BY GAME POINTS-REBOUNDS-ASSISTS - as of 03/09/01
 ALL GAMES

OPPONENT	DATE	SCORE	W/L	40	41	21	01	24	12	35	31
				Anderle, M	Bauer, Mic	Bennett, T	Bickerstaf	Bolden, Ty	Burleson,	Chall, Ran	Esselink,
UNC GREENSBORO	11/17/00	81-61	W		7- 6- 2	8- 4- 3	11- 6- 3	DNP	7- 0- 4	0- 0- 0	DNP
GEORGIA BULLDOGS	11/19/00	77-74	W		21- 3- 3	3- 1- 1	17- 9- 2	DNP	10- 1- 2	DNP	DNP
at Hawaii Pacific Se	11/24/00	86-75	W		5- 6- 0	3- 4- 0	8- 3-10	DNP	6- 3- 3	DNP	DNP
vs Texas Christian H	11/25/00	107-99	W		0- 0- 0	1- 3- 3	16-11- 5	DNP	8- 2- 3	DNP	DNP
vs Georgetown Hoyas	11/26/00	60-76	L		17- 3- 0	9- 6- 0	11- 4- 3	DNP	0- 3- 3	DNP	DNP
at Florida State Sem	11/29/00	76-71	W		8- 1- 0	12- 3- 0	7- 6- 4	DNP	10- 0- 2	DNP	DNP
MORRIS BROWN WOLVERI	12/03/00	64-53	W		11-12- 1	2- 1- 1	6- 6- 2	DNP	7- 5- 3	DNP	DNP
at Marquette Golden	12/07/00	61-59	W		14-10- 4	5- 2- 0	11- 6- 3	DNP	0- 1- 6	DNP	DNP
BETHUNE-COOKMAN WILD	12/09/00	93-70	W		18- 6- 2	2- 1- 1	16- 6- 6	DNP	3- 3- 3	0- 2- 0	DNP
LOUISIANA TECH BULLD	12/12/00	69-53	W		10- 2- 2	0- 1- 1	16- 8- 7	DNP	0- 0- 4	0- 1- 0	DNP
DARTMOUTH BIG GREEN	12/22/00	81-62	W		7- 5- 1	0- 2- 0	14- 6- 2	DNP	8- 3- 2	0- 0- 0	DNP
NEBRASKA CORNHUSKERS	12/28/00	74-70	W		14- 8- 4	0- 2- 0	17- 7- 4	DNP	3- 1- 1	DNP	DNP
CENTENARY GENTS	12/30/00	93-59	W		12- 3- 0	3- 8- 3	14- 6- 1	DNP	14- 1- 2	0- 1- 0	DNP
at Illinois Fighting	01/03/01	64-80	L		10- 1- 2	2- 4- 2	6- 5- 4	DNP	0- 0- 0	0- 0- 0	DNP
WISCONSIN BADGERS	01/06/01	54-49	W		11- 8- 3	0- 1- 0	9- 7- 1	DNP	4- 1- 4	DNP	DNP
at Ohio State Buckey	01/13/01	72-75	L		15- 3- 1	0- 5- 0	4- 6- 3	DNP	12- 2- 3	DNP	DNP
PURDUE BOILERMAKERS	01/17/01	70-67	W		12- 6- 2	0- 3- 0	12- 9- 2	DNP	2- 4- 1	DNP	DNP
INDIANA HOOSIERS	01/20/01	78-74	W		19- 1- 0	2- 1- 2	10- 6- 6	DNP	2- 1- 1	DNP	DNP
IOWA HAWKEYES	01/24/01	74-87	L		5- 3- 0	7- 2- 0	15- 3- 6	DNP	DNP	DNP	DNP
at Purdue Boilermake	01/27/01	68-83	L	0- 2- 0	12- 8- 2	2- 1- 0	4- 7- 7	0- 0- 0	0- 0- 1	DNP	DNP
at Iowa Hawkeyes	01/31/01	55-64	L	0- 0- 0	DNP	0- 5- 1	21- 9- 5	DNP	6- 1- 0	DNP	DNP
OHIO STATE BUCKEYES	02/03/01	66-73	L	DNP	DNP	4- 3- 1	4- 5- 6	0- 1- 0	0- 2- 2	DNP	DNP
at Northwestern Wild	02/06/01	66-59	W	DNP	DNP	16-11- 2	2- 0- 0	DNP	9- 1- 3	DNP	DNP
MICHIGAN STATE SPART	02/11/01	83-94	L	DNP	DNP	DNP	DNP	0- 0- 0	16- 2- 4	DNP	DNP
PENN STATE NITTANY L	02/14/01	62-82	L	0- 1- 0	DNP	7- 8- 0	DNP	0- 0- 0	3- 1- 3	0- 1- 1	DNP
at Michigan Wolverin	02/17/01	93-75	W	DNP	DNP	18- 6- 0	DNP	DNP	6- 1- 3	DNP	DNP
at Wisconsin Badgers	02/21/01	54-64	L	DNP	DNP	4- 5- 2	DNP	DNP	14- 2- 4	DNP	DNP
at Indiana Hoosiers	02/28/01	53-89	L	0- 0- 0	DNP	8- 5- 1	DNP	0- 0- 0	7- 1- 1	0- 0- 0	DNP
ILLINOIS FIGHTING IL	03/04/01	59-67	L	DNP	DNP	9- 7- 1	DNP	DNP	7- 3- 1	DNP	DNP
vs Purdue Boilermake	03/08/01	77-91	L	DNP	DNP	0- 2- 0	DNP	DNP	8- 1- 3	DNP	DNP

Minnesota Golden Gopher Basketball
 GAME BY GAME POINTS-REBOUNDS-ASSISTS - as of 03/09/01
 ALL GAMES

OPPONENT	DATE	SCORE	W/L	15 Fleming, K	42 Hagen, Jef	05 Hokenson, J	30 Lorang, Ju	45 Rychart, D	34 Schilling, D	23 Simmons, T	33 Wildenborg
UNC GREENSBORO	11/17/00	81-61	W	3-0-0	11-2-0	0-2-0	0-0-0	DNP	14-6-3	12-6-3	8-3-0
GEORGIA BULLDOGS	11/19/00	77-74	W	2-2-1	2-1-0	DNP	DNP	7-2-0	10-5-4	3-1-7	2-3-1
at Hawaii Pacific Se	11/24/00	86-75	W	0-0-1	0-0-0	DNP	DNP	34-9-1	13-2-4	15-2-7	2-0-0
vs Texas Christian H	11/25/00	107-99	W	5-1-1	DNP	DNP	DNP	32-10-4	14-3-1	26-4-1	5-4-0
vs Georgetown Hoyas	11/26/00	60-76	L	1-0-1	DNP	DNP	DNP	6-11-1	3-2-1	11-3-3	2-3-1
at Florida State Sem	11/29/00	76-71	W	4-1-0	0-0-0	DNP	DNP	8-9-4	8-3-1	19-2-4	0-2-0
MORRIS BROWN WOLVERI	12/03/00	64-53	W	3-1-1	0-0-0	DNP	DNP	17-8-1	DNP	17-4-4	1-2-0
at Marquette Golden	12/07/00	61-59	W	0-0-0	DNP	DNP	DNP	15-7-0	8-2-3	6-6-4	2-0-0
BETHUNE-COOKMAN WILD	12/09/00	93-70	W	9-2-1	2-0-0	0-1-1	0-1-0	17-6-0	9-0-1	11-4-8	6-3-0
LOUISIANA TECH BULLD	12/12/00	69-53	W	8-1-0	0-0-0	0-0-0	0-1-0	15-9-0	10-4-2	7-1-2	3-0-0
DARTMOUTH BIG GREEN	12/22/00	81-62	W	5-1-3	4-1-0	2-2-0	0-0-0	13-10-4	13-3-1	10-3-4	5-1-0
NEBRASKA CORNHUSKERS	12/28/00	74-70	W	3-1-0	0-1-0	DNP	DNP	12-7-1	6-4-0	14-3-5	5-3-0
CENTENARY GENTS	12/30/00	93-59	W	1-2-2	5-2-0	0-1-0	3-1-1	13-7-2	5-1-0	17-5-4	6-2-1
at Illinois Fighting	01/03/01	64-80	L	12-1-2	0-2-0	DNP	0-1-0	21-5-1	5-1-1	8-0-1	0-1-0
WISCONSIN BADGERS	01/06/01	54-49	W	3-2-1	DNP	DNP	DNP	9-4-1	12-2-1	0-0-1	6-9-0
at Ohio State Buckey	01/13/01	72-75	L	1-1-0	2-0-0	DNP	DNP	5-6-2	4-4-0	27-0-5	2-2-0
PURDUE BOILERMAKERS	01/17/01	70-67	W	7-1-0	0-0-1	DNP	DNP	23-5-5	0-2-4	14-9-3	0-0-0
INDIANA HOOSIERS	01/20/01	78-74	W	15-1-2	0-1-1	DNP	DNP	21-16-0	6-1-1	3-1-4	0-0-0
IOWA HAWKEYES	01/24/01	74-87	L	9-2-2	DNP	DNP	DNP	13-9-2	8-2-1	15-2-8	2-1-0
at Purdue Boilermake	01/27/01	68-83	L	5-2-0	0-1-0	DNP	DNP	13-5-0	15-3-0	17-2-4	0-0-0
at Iowa Hawkeyes	01/31/01	55-64	L	1-0-0	0-3-1	DNP	DNP	8-7-2	9-3-0	9-1-2	2-4-0
OHIO STATE BUCKEYES	02/03/01	66-73	L	13-1-1	6-2-0	DNP	DNP	21-12-0	5-0-2	13-4-2	0-0-0
at Northwestern Wild	02/06/01	66-59	W	4-2-1	2-3-1	DNP	DNP	14-7-3	11-3-5	8-3-6	0-0-0
MICHIGAN STATE SPART	02/11/01	83-94	L	8-0-3	4-4-1	DNP	DNP	10-2-0	11-3-1	34-6-5	0-1-0
PENN STATE NITTANY L	02/14/01	62-82	L	8-3-1	2-2-0	2-2-0	5-0-0	22-6-0	7-8-3	4-3-0	2-4-0
at Michigan Wolverin	02/17/01	93-75	W	13-9-1	0-0-1	DNP	DNP	12-5-5	13-5-2	30-4-5	1-5-0
at Wisconsin Badgers	02/21/01	54-64	L	0-0-0	DNP	DNP	DNP	9-12-1	4-3-1	23-1-4	0-2-0
at Indiana Hoosiers	02/28/01	53-89	L	17-4-1	3-1-0	DNP	DNP	10-7-0	6-2-2	2-3-1	0-1-0
ILLINOIS FIGHTING IL	03/04/01	59-67	L	6-2-1	0-3-0	DNP	DNP	10-9-1	8-1-0	19-2-5	0-0-0
vs Purdue Boilermake	03/08/01	77-91	L	31-0-1	2-3-1	DNP	DNP	11-11-2	6-4-1	18-2-6	1-0-0

Minnesota Golden Gopher Basketball
 GAME HIGHS - as of 03/09/01
 ALL GAMES

OPPONENT	DATE	SCORE	W/L	POINTS	REBOUNDS	ASSISTS	STEALS	BLOCKED SHOTS
UNC GREENSBORO	11/17/00	81-61	W	(14)Schilling, S	(6)Bickerstaff, (6)Simmons, Ter (6)Schilling, S (6)Bauer, Micha	(4)Burleson, Ke	(3)Simmons, Ter	(2)Schilling, S (2)Hagen, Jeff
GEORGIA BULLDOGS	11/19/00	77-74	W	(21)Bauer, Micha	(9)Bickerstaff,	(7)Simmons, Ter	(3)Burleson, Ke (3)Schilling, S	(1)Bickerstaff, (1)Schilling, S (1)Bauer, Micha
at Hawaii Pacific Se	11/24/00	86-75	W	(34)Rychart, Dus	(9)Rychart, Dus	(10)Bickerstaff,	(1)Bickerstaff, (1)Bennett, Tra (1)Schilling, S (1)Rychart, Dus	(1)Simmons, Ter (1)Schilling, S (1)Bauer, Micha
vs Texas Christian H	11/25/00	107-99	W	(32)Rychart, Dus	(11)Bickerstaff,	(5)Bickerstaff,	(2)Bickerstaff, (2)Simmons, Ter	(1)Bennett, Tra (1)Bauer, Micha
vs Georgetown Hoyas	11/26/00	60-76	L	(17)Bauer, Micha	(11)Rychart, Dus	(3)Bickerstaff, (3)Burleson, Ke (3)Simmons, Ter	(2)Simmons, Ter	(1)Bauer, Micha
at Florida State Sem	11/29/00	76-71	W	(19)Simmons, Ter	(9)Rychart, Dus	(4)Bickerstaff, (4)Simmons, Ter (4)Rychart, Dus	(2)Bauer, Micha	(1)Simmons, Ter (1)Bauer, Micha
MORRIS BROWN WOLVERI	12/03/00	64-53	W	(17)Simmons, Ter (17)Rychart, Dus	(12)Bauer, Micha	(4)Simmons, Ter	(2)Fleming, Ker (2)Simmons, Ter (2)Rychart, Dus	(3)Bauer, Micha
at Marquette Golden	12/07/00	61-59	W	(15)Rychart, Dus	(10)Bauer, Micha	(6)Burleson, Ke	(2)Burleson, Ke (2)Bauer, Micha	(1)Wildenborg, (1)Schilling, S (1)Bauer, Micha (1)Rychart, Dus
BETHUNE COOKMAN WILD	12/09/00	93-70	W	(18)Bauer, Micha	(6)Bickerstaff, (6)Bauer, Micha (6)Rychart, Dus	(8)Simmons, Ter	(2)Burleson, Ke	(2)Hagen, Jeff
LOUISIANA TECH BULLD	12/12/00	69-53	W	(16)Bickerstaff,	(9)Rychart, Dus	(7)Bickerstaff,	(2)Wildenborg, (2)Bauer, Micha	(2)Bauer, Micha
DARTMOUTH BIG GREEN	12/22/00	81-62	W	(14)Bickerstaff,	(10)Rychart, Dus	(4)Simmons, Ter (4)Rychart, Dus	(3)Bennett, Tra	(2)Burleson, Ke (2)Bauer, Micha
NEBRASKA CORNHUSKERS	12/28/00	74-70	W	(17)Bickerstaff,	(8)Bauer, Micha	(5)Simmons, Ter	(3)Bennett, Tra	(4)Bauer, Micha
CENTENARY GENTS	12/30/00	93-59	W	(17)Simmons, Ter	(8)Bennett, Tra	(4)Simmons, Ter	(2)Schilling, S (2)Bauer, Micha	(4)Bauer, Micha
at Illinois Fighting	01/03/01	64-80	L	(21)Rychart, Dus	(5)Bickerstaff, (5)Rychart, Dus	(4)Bickerstaff,	(2)Bauer, Micha	(1)Bennett, Tra (1)Bauer, Micha (1)Hagen, Jeff (1)Rychart, Dus
WISCONSIN BADGERS	01/06/01	54-49	W	(12)Schilling, S	(9)Wildenborg,	(4)Burleson, Ke	(1)Bickerstaff, (1)Burleson, Ke (1)Bauer, Micha	(3)Schilling, S
at Ohio State Buckey	01/13/01	72-75	L	(27)Simmons, Ter	(6)Bickerstaff, (6)Rychart, Dus	(5)Simmons, Ter	(3)Simmons, Ter	(1)Bauer, Micha
PURDUE BOILERMAKERS	01/17/01	70-67	W	(23)Rychart, Dus	(9)Bickerstaff,	(5)Rychart, Dus	(2)Burleson, Ke	(2)Bickerstaff,

Minnesota Golden Gopher Basketball
 GAME HIGHS - as of 03/09/01
 ALL GAMES

OPPONENT	DATE	SCORE	W/L	POINTS	REBOUNDS	ASSISTS	STEALS	BLOCKED SHOTS
INDIANA HOOSIERS	01/20/01	78-74	W	(21) Rychart, Dus	(9) Simmons, Ter (16) Rychart, Dus	(6) Bickerstaff,	(2) Rychart, Dus (2) Bickerstaff, (2) Fleming, Ker (2) Bennett, Tra (2) Bauer, Micha	(3) Bauer, Micha
IOWA HAWKEYES	01/24/01	74-87	L	(15) Bickerstaff, (15) Simmons, Ter	(9) Rychart, Dus	(8) Simmons, Ter	(4) Bennett, Tra	(1) Bauer, Micha (1) Rychart, Dus
at Purdue Boilermake	01/27/01	68-83	L	(17) Simmons, Ter	(8) Bauer, Micha	(7) Bickerstaff,	(4) Simmons, Ter	(1) Bennett, Tra
at Iowa Hawkeyes	01/31/01	55-64	L	(21) Bickerstaff,	(9) Bickerstaff,	(5) Bickerstaff,	(3) Bickerstaff,	(3) Hagen, Jeff
OHIO STATE BUCKEYES	02/03/01	66-73	L	(21) Rychart, Dus	(12) Rychart, Dus	(6) Bickerstaff,	(3) Bennett, Tra (3) Rychart, Dus	(1) Bickerstaff,
at Northwestern Wild	02/06/01	66-59	W	(16) Bennett, Tra	(11) Bennett, Tra	(6) Simmons, Ter	(2) Bennett, Tra	(2) Schilling, S
MICHIGAN STATE SPART	02/11/01	83-94	L	(34) Simmons, Ter	(6) Simmons, Ter	(5) Simmons, Ter	(4) Simmons, Ter	
PENN STATE NITTANY L	02/14/01	62-82	L	(22) Rychart, Dus	(8) Bennett, Tra (8) Schilling, S	(3) Burleson, Ke (3) Schilling, S	(1) Bennett, Tra (1) Lorang, Just (1) Schilling, S (1) Rychart, Dus	(3) Hagen, Jeff
at Michigan Wolverin	02/17/01	93-75	W	(30) Simmons, Ter	(9) Fleming, Ker	(5) Simmons, Ter (5) Rychart, Dus	(2) Simmons, Ter (2) Rychart, Dus	(1) Schilling, S
at Wisconsin Badgers	02/21/01	54-64	L	(23) Simmons, Ter	(12) Rychart, Dus	(4) Burleson, Ke (4) Simmons, Ter	(4) Simmons, Ter	(1) Schilling, S
at Indiana Hoosiers	02/28/01	53-89	L	(17) Fleming, Ker	(7) Rychart, Dus	(2) Fleming, Ker (2) Schilling, S	(6) Burleson, Ke	(2) Schilling, S
ILLINOIS FIGHTING IL	03/04/01	59-67	L	(19) Simmons, Ter	(9) Rychart, Dus	(5) Simmons, Ter	(2) Bennett, Tra (2) Schilling, S (2) Hagen, Jeff	(1) Bennett, Tra
vs Purdue Boilermake	03/08/01	77-91	L	(31) Fleming, Ker	(11) Rychart, Dus	(6) Simmons, Ter	(2) Bennett, Tra (2) Hagen, Jeff	

Minnesota Golden Gopher Basketball
 GAME BY GAME SEASON STATS - as of 03/09/01
 ALL GAMES

O P P O N E N T	DATE	SCORE	W/L	T O T A L		3-POINTERS		FT-FTA	PCT	R E B O U N D S				PF	A	TO	BLK	ST	PTS---AVG				
				FG-FGA	PCT	FG-FGA	PCT			OFF-DEF	TOT--AVG	PTS	AVG										
UNC GREENSBORO	11/17/00	81-61	W	28	70	.400	7	17	.412	18	23	.783	16	23	39	39.0	16	18	10	7	10	81	81.0
GEORGIA BULLDOGS	11/19/00	77-74	W	27	55	.491	8	17	.471	15	20	.750	10	22	32	35.5	21	21	16	3	12	77	79.0
at Hawaii Pacific Sea	11/24/00	86-75	W	32	59	.542	8	17	.471	14	18	.778	15	19	34	35.0	19	26	18	3	4	86	81.3
vs Texas Christian Ho	11/25/00	107-99	W	30	54	.556	9	20	.450	38	49	.776	13	28	41	36.5	20	18	18	2	5	107	87.8
vs Georgetown Hoyas	11/26/00	60-76	L	17	59	.288	7	22	.318	19	28	.679	15	25	40	37.2	17	13	13	1	4	60	82.2
at Florida State Semi	11/29/00	76-71	W	26	53	.491	10	16	.625	14	22	.636	8	22	30	36.0	18	15	10	2	6	76	81.2
MORRIS BROWN WOLVERI	12/03/00	64-53	W	23	55	.418	6	17	.353	12	18	.667	10	29	39	36.4	13	13	18	6	8	64	78.7
at Marquette Golden E	12/07/00	61-59	Wot	26	68	.382	5	24	.208	4	5	.800	14	23	37	36.5	18	20	12	4	7	61	76.5
BETHUNE-COOKMAN WILD	12/09/00	93-70	W	32	58	.552	6	14	.429	23	35	.657	14	28	42	37.1	21	23	13	5	3	93	78.3
LOUISIANA TECH BULLD	12/12/00	69-53	W	27	57	.474	5	16	.313	10	14	.714	10	26	36	37.0	14	18	14	4	8	69	77.4
DARTMOUTH BIG GREEN	12/22/00	81-62	W	30	60	.500	7	15	.467	14	19	.737	12	28	40	37.3	15	17	12	7	7	81	77.7
NEBRASKA CORNHUSKERS	12/28/00	74-70	Wot	26	63	.413	5	23	.217	17	26	.654	14	25	39	37.4	18	15	11	9	7	74	77.4
CENTENARY GENTS	12/30/00	93-59	W	26	52	.500	9	23	.391	32	45	.711	15	27	42	37.8	18	16	9	10	9	93	78.6
at Illinois Fighting	01/03/01	64-80	L	23	55	.418	4	14	.286	14	20	.700	10	16	26	36.9	20	13	18	4	6	64	77.6
WISCONSIN BADGERS	01/06/01	54-49	W	18	44	.409	8	18	.444	10	20	.500	11	25	36	36.9	21	12	17	5	3	54	76.0
at Ohio State Buckeye	01/13/01	72-75	L	24	59	.407	9	27	.333	15	21	.714	15	16	31	36.5	26	14	19	1	8	72	75.8
PURDUE BOILERMAKERS	01/17/01	70-67	W	23	55	.418	6	17	.353	18	30	.600	10	30	40	36.7	18	18	14	5	6	70	75.4
INDIANA HOOSIERS	01/20/01	78-74	Wot	28	69	.406	8	21	.381	14	18	.778	10	26	36	36.7	18	17	9	6	11	78	75.6
IOWA HAWKEYES	01/24/01	74-87	L	29	60	.483	6	23	.261	10	21	.476	8	17	25	36.1	27	19	9	2	5	74	75.5
at Purdue Boilermaker	01/27/01	68-83	L	23	60	.383	8	21	.381	14	18	.778	16	19	35	36.0	20	14	17	1	7	68	75.1
at Iowa Hawkeyes	01/31/01	55-64	L	21	60	.333	5	22	.227	10	12	.833	16	19	35	36.0	21	11	19	4	4	55	74.1
OHIO STATE BUCKEYES	02/03/01	66-73	L	22	59	.373	6	16	.375	16	22	.727	13	19	32	35.8	23	14	14	1	10	66	73.8
at Northwestern Wildc	02/06/01	66-59	W	25	47	.532	8	18	.444	8	15	.533	10	23	33	35.7	18	21	16	4	6	66	73.8
MICHIGAN STATE SPART	02/11/01	83-94	L	26	57	.456	16	30	.533	15	20	.750	7	16	23	35.1	25	14	15	0	8	83	73.8
PENN STATE NITTANY L	02/14/01	62-82	L	23	63	.365	4	12	.333	12	15	.800	15	28	43	35.4	10	8	14	6	4	62	73.4
at Michigan Wolverine	02/17/01	93-75	W	31	58	.534	14	24	.583	19	25	.760	11	26	37	35.5	19	18	17	1	7	93	74.1
at Wisconsin Badgers	02/21/01	54-64	L	21	53	.377	8	25	.360	5	10	.500	7	23	30	35.3	17	12	9	1	7	54	73.4
at Indiana Hoosiers	02/28/01	53-89	L	17	63	.270	6	21	.286	13	18	.722	10	14	24	34.9	22	7	10	5	10	53	72.6
ILLINOIS FIGHTING IL	03/04/01	59-67	L	19	53	.356	7	20	.350	14	18	.778	11	20	31	34.8	19	9	13	1	9	59	72.2
vs Purdue Boilermaker	03/08/01	77-91	L	24	61	.393	13	31	.419	16	25	.640	10	18	28	34.5	24	14	13	0	8	77	72.3
Totals.....				244	1736	.429	229	621	.381	453	650	.697	356	680	1036	34.5	576	468	417	110	209	2170	72.3
Opponents.....				241	1713	.433	178	540	.326	497	673	.738	383	731	1114	37.1	587	419	473	135	198	2155	71.8

NIT FIRST ROUND

Villanova vs. Minnesota (ESPN2) – Timing Sheet Wednesday, March 14, 2001 Tip-off – 8:35:15 p.m.

<u>PRE-GAME ACTIVITY</u>	<u>STANDARD CLOCK</u>	<u>GAME CLOCK</u>
Clock Operative	7:32	60:00
Squads May Take Floor	7:52-8:22	30:00-10:00
Horn for teams to leave Floor	8:22	10:00
National Anthem	8:23	9:00
Timer Notifies Squads to Return	8:28	4:00
ESPN on Air	8:30	2:00
Horn Sounds - Starting Lineups	8:32	0:00
Tip-Off	8:35:15	20:00
HALFTIME ACTIVITY		
Halftime Events		15:00
Teams May Take Floor		3:00
Second Half Begins		0:00

TIME-OUT POLICIES

- A TV/Media timeout shall be called when the clock has been stopped by rule. Under no circumstances shall the clock be stopped or play be interrupted for a TV time out.
- Media time outs will be called on the first dead ball **after** the 16, 12, 8 & 4 minute mark in each half.
- **The first time out called by either team in the game shall become a full time out. This does not eliminate a media time out.**
- In addition, **each team is entitled to four time outs of 30 seconds in length and one full time out. Each team may carry over three - 30 second time outs to the second half.**
- During a 30 second time out the first horn will sound at 20 seconds the second horn will be sounded at the end of the time out and play should resume immediately.
- During a 30 second time out players must remain on the court.
- Each team is entitled to one additional 30 second time out during each extra period-unused 30 second time outs from the half may be used at any time. The first time out called in any extra period becomes a full time out.
- The length of a media time out shall be **135 seconds** – the first horn sounding at **120** seconds and the second horn sounding at the completion of the time out 15 seconds later.
- Substitutions may not occur after the first horn has been sounded until at least one live-ball period has occurred and the ball becomes dead.

Game Officials (do not announce)

Referee: Mike Roberts

Umpires: Tim Fogarty, Lamar Simpson

Bench Officials

Official Scorer: John Bell Wilson

Public Address: Dick Jonckowski