

Language Uses and Needs in Outdoor Recreation

Maria Lee under direction of I.E. Schneider, PhD

University of Minnesota – Twin Cities

Department of Forest and Natural Resource Management

Undergraduate Research Opportunity Program

2014

Abstract

As Minnesota continues to diversify in population base, park and protected areas must seek opportunities to not only serve racially and ethnically diverse visitors, but also keep them safe. Language provision is one such avenue to address service and safety. The inability to know about or experience a site due to language provision, or lack thereof, may constrain visitation for certain demographic groups because it is an avenue to inform on rules, regulations and safety issues. As a start to understanding where outdoor recreation providers are in this process of addressing service and safety, an inventory of online non-English resources on public outdoor recreation was conducted in 2014. The inventory compared the number of English resources to those in Spanish, Hmong, and Somali in 52 public outdoor recreation providers in Hennepin and Ramsey County. Fewer than 10% (3 out of the 52 recreation providers) provided non-English resources online in these high-priority languages. Therefore, it is clear that language resource provision in outdoor recreation is not proportionate to the identified language needs of Hennepin and Ramsey County. As such, service and safety issues emerged. Further study to consider language as a constraint to visitation and the related benefits of outdoor recreation can provide additional insight to the actual impact of this omission.

•••

Acknowledgements:

Staff of Three Rivers Park District, Fort Snelling State Park, and Minneapolis Parks and Recreation Board

Special thanks to David Wiggins and Raintry Salk for ideas and review.

Contents

Introduction	4
Methods	6
Results	9
Discussion	17
Appendix	20
Works Cited	36

Introduction

From 2000 to 2010, US Census data reported that the minority population in both Hennepin and Ramsey County grew over 5%¹. This demographic trend is projected to continue. In 2009, the Minnesota State Demographic Center predicted over 40% of the population in both Hennepin and Ramsey County will be ethnic minority by 2035. The number of English language learners in Minnesota mirrors the growing minority population. In 2009, close to 11% of Minnesota households spoke languages other than English (Ryan, 2013). As the places we live, work, and play become more diverse, new opportunities and challenges arise. For outdoor recreation providers in Hennepin and Ramsey Counties, the opportunity and challenge lies with language resources to serve a population with limited English proficiency (LEP).

In 2000, President Clinton signed Executive Order 13166, Improving Access to Services for Persons with Limited English Proficiency. This E.O. mandated federally funded agencies and programs to provide meaningful access to those with limited English proficiency, referred to as LEP individuals in this report. As part of the E.O.'s enforcement plan, agencies must create outlines detailing how they intend to implement access to LEP individuals.

Both local and federal agencies are addressing LEP. Agencies within Hennepin and Ramsey County have published LEP Plans. In the most recent LEP Plans, several languages are commonly identified in these counties: a) Spanish b) Somali c) Hmong d) Russian e) Laotian f) Vietnamese g) Cambodian (Khmer) h) Arabic i) Oromo (Oromiff). One language is a higher priority to Hennepin (Serbo-Croatian) and five others a priority to Ramsey (Amharic, Burmese/Karen, Tigrinya, French, Tagalog). The Department of the Interior guides recreation managers to direct more translation resources towards safety and permitting. Programs like interpretation were designated as a lower priority for translation. Despite the E.O., the implementation of and actual access to recreation information remains relatively unknown.

The Minnesota Department of Human Services defines meaningful access as, “the ability to use services and benefits comparable to those enjoyed by members of the mainstream cultures. It is achieved by eliminating communication barriers and ensuring that the client or potential client can communicate effectively” (2014). Inequitable access to outdoor recreation resources limits access not only to the site, but to its associated benefits. Participation in outdoor recreation activities can greatly influence mental, physical, and emotional health (Trust for Public Land, 2014). Outdoor participation trends suggest that, like most leisure activities, the primary demographic participating is the white, middle and upper class (The Outdoor Foundation, 2013). Clearly this does not reflect the current or projected population in Hennepin and Ramsey Counties.

Several constraints to outdoor recreation in minority populations have been identified—including a lack of outdoor skills, limited transportation, or financial limitations (Salk, 2014). However, also important is language accessibility for if potential recreationists cannot access or understand information about outdoor recreation areas, it is unlikely they will visit and reap the maximum benefits. So that

¹ Ramsey County: 356,547 or 70.1% of the population. Hennepin County: 856,834 or 74.4%

all people may have an equal opportunity to enjoy the benefits of recreation, understanding constraints to these experiences and opportunities to understand the rules of engagement is needed. If recreation providers cannot communicate opportunities and rules to all potential recreation users, this creates problems for user safety, and affects the recreation experience of others.

Leisure constraints are “factors that are assumed by researchers and perceived or experienced by individuals to limit the formation of leisure preferences and to inhibit or prohibit participation and enjoyment in leisure” (Jackson, 1997). Language disparity fits into the constraint framework because LEP individuals cannot access information on park, protected areas, and outdoor recreation opportunities in the same way as English proficient individuals. As such, their interest in and experience with these natural areas is limited.

Toward integrating the E.O. enforcement and priority languages in Hennepin and Ramsey counties, the purpose of this project was to explore where outdoor recreation can address the needs of ethnically and culturally diverse visitors. As a starting point, language provision in Hennepin and Ramsey County was assessed among outdoor recreation providers.

Specifically, this project sought to

1. document the proportion of public outdoor recreation providers in Hennepin and Ramsey County who provide information in languages other than English, and
2. determine the relationship between translated resources in public park and protected areas and the demographics in Hennepin and Ramsey County.

Methods

Sampling

The geographical limits of study were Hennepin and Ramsey Counties. The study did not extend to the seven county metro because Hennepin and Ramsey County have the most residents with limited English proficiency (Minnesota State Demographic Center, 2009).

A list of outdoor recreation providers was generated by cross-referencing the geographical limits of Hennepin and Ramsey County with the federal and state land management agencies. The list was finalized by seeking out the Parks and Recreation Board in each city that fell within the geographic limit. This ultimately produced a list of 52 recreation providers (Appendix A).

The three languages inventoried (Spanish, Hmong, and Somali) reflected the greatest need languages in Hennepin and Ramsey County (Kyles, 2012 and Jones, 2008).

Inventory

The inventory was designed to identify what park and recreation information was offered in English and the three languages of interest (Spanish, Hmong, and Somali). Due to time and resource constraints, the majority of the inventory was conducted via the Internet on websites. This seemed an appropriate method as nature-based visitors access websites to help plan their visit to parks (Ofstedal & Schneider, 2012).

The inventory included five major categories: Safety/Regulation, Visitor Services, Interpretation, Involvement, and General (Table 1). Resources were inventoried in each category along with the languages they were available in. For each website, the number of resources in each category was assessed. Information that did not fit under the outdoor recreation categories was not inventoried. The categorical inventory included at least half of most resources on the websites, depending on the recreation provider. For example, information pertaining an indoor soccer league or dance class was not included in the inventory as the project focus was on outdoor recreation and not sports activities or community recreation programming.

Table 1 – Online Inventory Categories of Visitor Information for Outdoor Recreation in Hennepin and Ramsey County, 2014

Safety / Regulation	Any visitor activities that have legal consequences or immediate implications for visitor safety. Examples: Paperwork for licenses and permits (fishing, boating, parking, etc), warning signs, hours of operation, noise ordinances and other governance for park use.
Visitor Services	An amenity offered to visitors, such as campgrounds, shelters, park maps, etc. Examples: Paperwork to reserve a park shelter, a waiver to rent a kayak, a park map showing locations of restrooms and campsites.
Interpretation	Any event, program, or activity intent on connecting visitors to the park. Interpretation may be handout or print based, digital, in person, or other form. Examples: Downloadable audio guide, interactive timeline of park, permanent sign about the ecology of the park, birding hike.
Involvement	Roles and responsibility beyond a general visitor such as employment, volunteer opportunities, financial support, etc.
General	Refers to the presentation of translation, if available at all. Does the website assume you read English? Is there an option to translate the whole site? Are only downloadable resources available in other languages?

Based on legal requirements and management priority provisions dictated by Executive Order 13166, each category was weighted (Table 2). Safety and Regulation was weighted as 30% of the total percentage of translation (TPT). As recreation managers are legally required to provide a degree of translation in this area, 30% seemed an appropriate weighting. Visitor Services were weighted as 25% of TPT. Visitor Services included amenities that a park offers to visitors. Visitor

Services cover basic park use. Interpretation was weighted as 20% of the TPT. In the Department on the Interior's rationalization of the E.O., Interpretation is an extra amenity to translate. As such, the Interpretive category was considered upper tier translation. Like Visitor Services, the Interpretive category lacks a legal obligation to translate and, visitors may still enjoy the park safely if this amenity is not provided to them. Furthermore, Interpretation enriches the visitors' experience rather than allowing basic use. Involvement was weighted as 15% of TPT because, again, these activities are above basic and safe use of the park. Also, these activities, such as volunteering and donating are more distant from the traditional needs of a visitor—yet for more involvement in parks it is crucial to have these paths accessible. The General category was weighted as 10% of TPT because it deals with presentation of translated resources, should they exist (Table 2).

In this assessment *permits* are defined as required permissions with penalties of fines or other legal action if not completed. *Reservations* and *rentals* usually pertain to space or items: Campsites, shelter facilities, band shells, dock space, canoe/kayak rack, canoes/kayaks/watercrafts, recreational equipment. Large events have multiple components: the paperwork to reserve space is considered a reservation while the paperwork to permit large crowds, amplified noise, alcohol, etc. is considered a permit.

To create a distinction between formal interpretative programming and the promotion of them, the "Information About Programs" subcategory was created. The subcategory of Formal Interpretation was reserved for programs that were led in non-English languages.

Select site visits and phone interviews with providers doing translations supplemented the online inventory. Interviews revealed manager choices and influences on language resources they provided.

Table 2 – Online Total Percent of Translation Weighted Scale, 2014

Category	Sub Category	% of translation
Safety / Regulation		30%
	Restrictions	
	Permits	
	Safety Warnings	
	Invasive Species	
	Other	
Services		25%
	Rental Equipment/Reservations	
	Park Info	
	Park Map	
	Directions to Park	
	Other	
Interpretation		20%
	Program Info	
	Print Resources / Public Posting	
	Audio/Video Resources	
	Formal Interpretation (Staff Lead)	
	Other	
Involvement		15%
	Volunteer Opportunities	
	Employment Opportunities	
	Feedback	
	Donations	
	Other	
General		10%
Total % of Translation (TPT)		

Table 3 – Scale for General Category of Total Percent of Translation, 2014

- 0%** No translation.
- 2%** Translation provided via a pop up window or single page. The whole resource is not translated, just the “call out.”
- 5%** The whole resource may be navigated in a non-English language. However, the translation relies on services like Google, Bing, or Yahoo.
- 8%** The website is completely translated. Translation does not rely on embedded web services like Google, Bing, or Yahoo.
- 10%** Website does not default to English. Gives option to choose language immediately upon accessing website.

Units of Analysis

Within a recreation provider's website, the unit of analysis included:

- 1) a PDF or other downloadable document, and
- 2) a new page heading.

For example, if a website had a page on parking permits with two downloadable permit forms linked on the page, this was counted as a total of three units (page heading and two downloadable documents). The exception to this was that the Safety Warnings category did not require a new page heading to be counted as a unit: any mention of safety warnings was counted as a unit. Percentages of resources translated were determined by finding the average percent of translation in each subcategory.

To be clear, this assessment focused on park and protected areas. While trails are an important way that people recreate, trail portions that exist outside a park and protected area were not assessed because of time constraints. Also, if a recreation provider directed users to an external link for additional resources, these resources were not included in the assessment. A cursory assessment of these resources revealed that these links did not provide additional transition services. The one exception to this rule was the National Park Service linking to their Ranger On Call website. This exception was made because Ranger On Call is a service of the National Park Service. While presence of translation was assessed, the accuracy was not.

Results

Among the 52 agencies a total of 2,106 units were inventoried (Appendix C). In total, 732 units of translation were available, roughly 35% of outdoor recreation online resources assessed. While over a quarter of online resources were translated, the proportion of language translation by agency is low. Fewer than 10% of the 52 provider websites assessed contained translated resources (Figure 3). The three agencies with some translation were: Minneapolis Parks and Recreation Board, St. Paul Parks and Recreation, and the National Park Service.

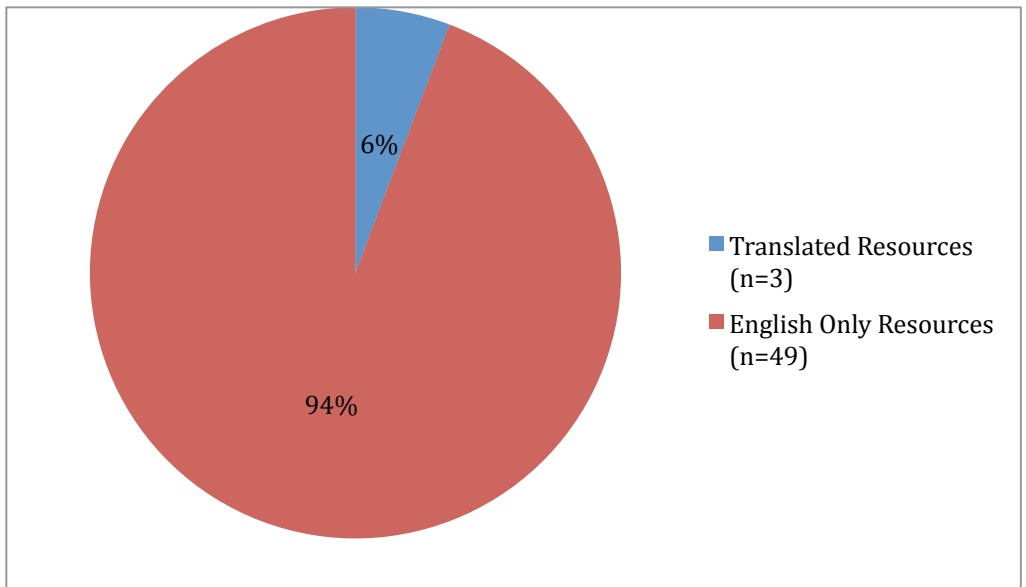


Figure 1 - Percent of Outdoor Recreation Provider Websites with Online Language Resources in Hennepin and Ramsey County, 2014

Not All Language Needs Addressed

Two of the three providers that provided online non-English resources for parks and protected areas, addressed the languages targeted. However, none addressed all 15 languages identified by the Hennepin County Department of Health and Human Services and Ramsey County Department of Community Human Services (Figure 2).

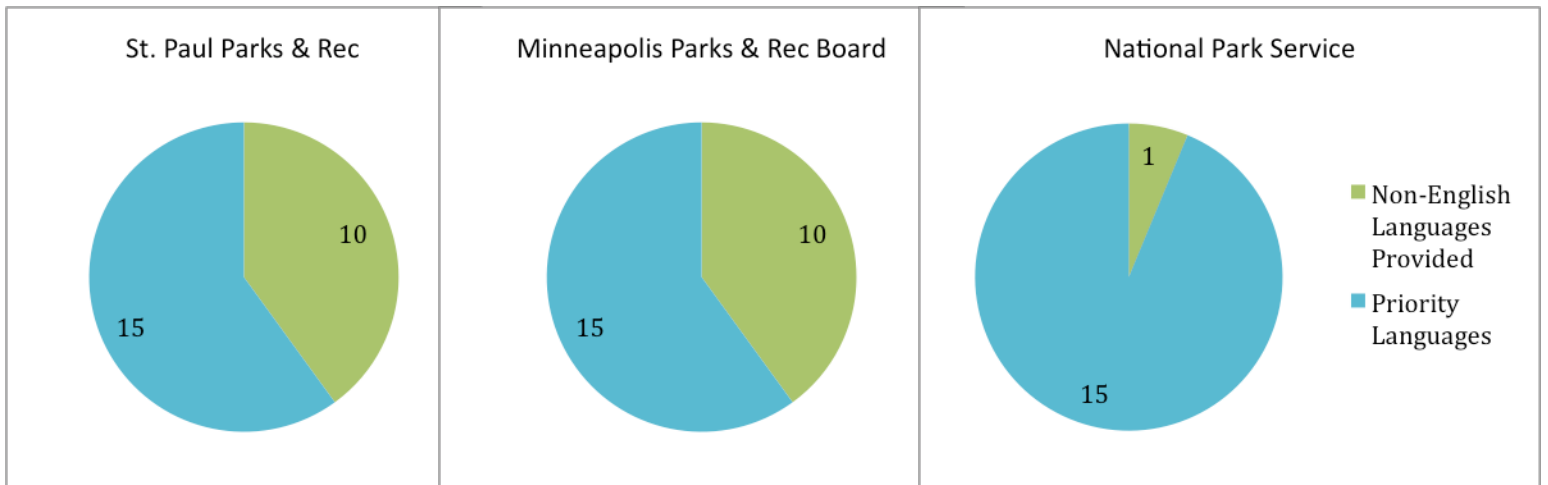


Figure 2 – Breadth of Non-English Languages Offered Online, 2014

However, beyond simple languages addressed, the depth of translation differed among the categories (Figure 3). The Minneapolis Park and Recreation Board consistently had the highest percent of translated resources across categories inventoried.

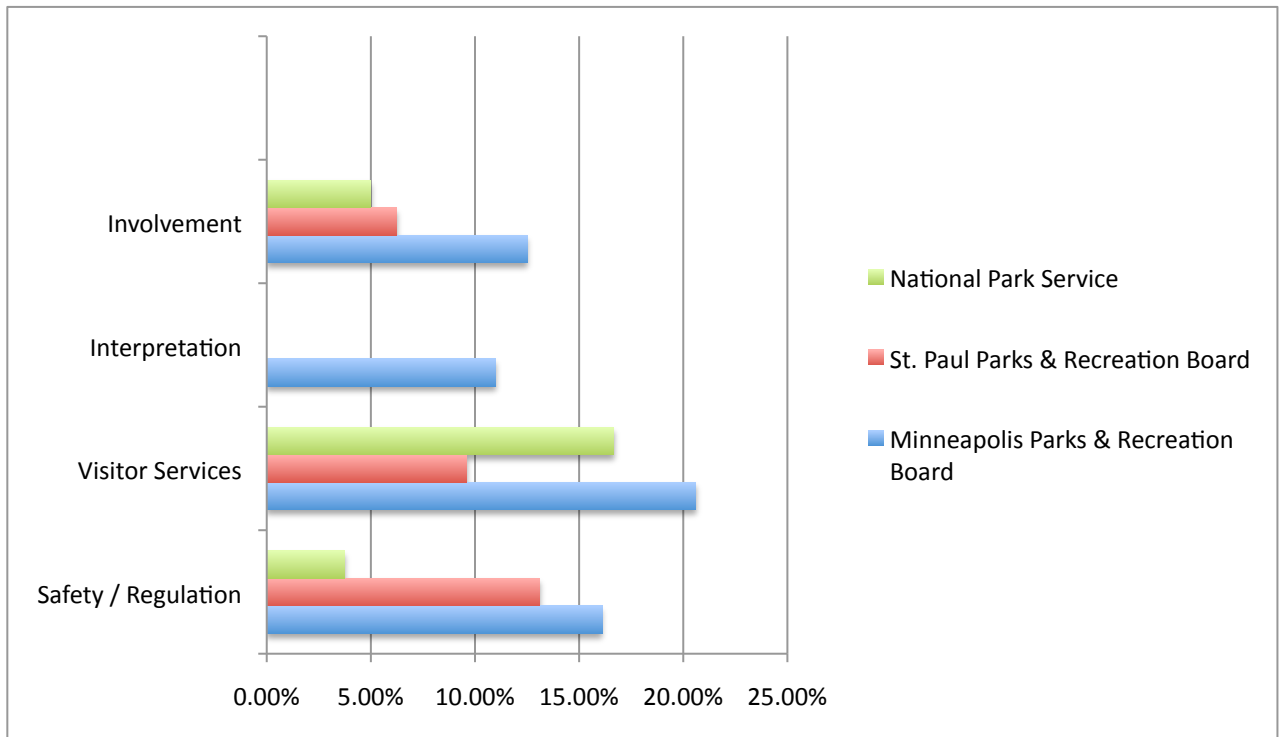


Figure 3 – Comparison of Online Resources by Category and Provider, 2014

Minneapolis Parks and Recreation Board:

The Minneapolis Parks and Recreation Board had the most resources available online in non-English languages. Nearly all translation relied on Google Translate, which provides the readers the option to translate the webpage into 80 different languages. However, those 80 languages do not encompass the 15 languages identified by Hennepin and Ramsey County as Limited English Proficiency Critical Needs. Specifically missing from translation were: Amharic, Burmese/Karen, Oromo, Tagalog, or Tigrinya. The translation option is featured on every page of the Minneapolis Parks and Recreation Board’s website. Of the units of analysis inventoried, 32 were PDF documents, leaving 429 units to be translated with the GoogleTranslate bar. PDFs and forms accessible on the site were typically not translated, save one: a parking request form was accessible in Spanish, Hmong, and Somali. The category with the highest percent of translation was Visitor Services. This was the most comprehensive level of translation provided throughout the inventory.

Table 4 – Minneapolis Parks and Recreation Board Total Percent Translation, 2014

Category	Sub Category	% of translation
Safety / Regulation		16.1%
	Restrictions	50%
	Permits	54.5%
	Safety Warnings	80%
	Invasive Species	50%
	Other	33.3%
Visitor Services		20.6%
	Rental Equipment/Reservations	47.4%
	Park Info	100%
	Park Map	N/A
	Directions to Park	100%
	Other	N/A
Interpretation		11%
	Program Info	N/A
	Print Resources / Public Posting	55%
	Audio/Video Resources	N/A
	Formal Interpretation (Staff Lead)	N/A
	Other	N/A
Involvement		12.5%
	Volunteer Opportunities	100%
	Employment Opportunities	33.3%
	Feedback	100%
	Donations	100%
	Other	N/A
General		5%
Total % of Translation (TPT)		65.2%

Table 5 – Minneapolis Parks and Recreation Board Language Inventory Units in English and non-English, 2014

Language	English	Spanish	Somali	Hmong
Safety / Regulation				
Restrictions	2	1	1	1
Permits	11	6	6	6
Safety Warnings	5	4	4	4
Invasive Species	2	1	1	1
Other: (water safety clinic)	3	1	1	1
Interpretation				
Signs	0	0	0	0
Print Resources	20	11	11	11
Audio Resources	0	0	0	0
Formal Interp (Staff Lead)	0	0	0	0
Other:	0	0	0	0
Visitor Services				
Rental				
Equipment/Reservations	19	9	9	9
Park Info	198	198	198	198
Park Map	0	0	0	0
Directions to Park	194	194	194	194
Other:	0	0	0	0
Involvement				
Volunteer Opportunities	1	1	1	1
Employment Opportunities	3	1	1	1
Feedback	1	1	1	1
Donations	1	1	1	1
Other	0	0	0	0
General	1	0.5	0.5	0.5

The National Park Service, MNRRA

Because of the geographic limits of this study, the website inventory did not assess the entire National Park Service website. Rather, the inventory was conducted on the pages relating to the National Mississippi National River and Recreation Area (MNRRA), the only National Park Service site in Hennepin and Ramsey County. Readers may access close to 28% of the information that the park provides in Spanish via a link, “Español,” in the navigation bar of the website. The information page provides a brief description of the park and some ideas of what to do in the park. The phone number listed to get more information takes you to an English only line. Nothing is directly translated; the brief info page is the only non-English resource. Like the Minneapolis Park Board, the category with the highest percent of translation was Visitor Services.

Table 6 – National Park Service Total Percent Translation, 2014

Category	Sub Category	% of translation
Safety / Regulation		3.75%
	Restrictions	50%
	Permits	0%
	Safety Warnings	0%
	Invasive Species	0%
	Other	N/A
Visitor Services		16.67%
	Rental Equipment/Reservations	0%
	Park Info	100%
	Park Map	N/A
	Directions to Park	100%
	Other	N/A
Interpretation		0%
	Program Info	0%
	Print Resources / Public Posting	0%
	Audio/Video Resources	0%
	Formal Interpretation (Staff Lead)	N/A
	Other	0%
Involvement		5%
	Volunteer Opportunities	0%
	Employment Opportunities	0%
	Feedback	N/A
	Donations	100%
	Other	N/A
General		2%
Total % of Translation (TPT)		27.4%

Table 7 – National Park Service Language Inventory Units in English and non-English, 2014

Language	English	Spanish	Somali	Hmong
Safety / Regulation			0	0
Restrictions	2	1		
Permits	1	0		
Safety Warnings	3	0		
Invasive Species	5	0		
Other:	0	0		
Interpretation		0	0	0
Program Info	11			
Print Resources	33			
Video / Audio Resources	9			
Formal Interp (Staff Lead)	0			
Other: Games, interactive timeline	3			
Visitor Services			0	0
Rental Equipment/Reservations	1	0		
Park Info	1	1		
Park Map	0	0		
Directions to Park	1	1		
Other:	0	0		
Involvement			0	0
Volunteer Opportunities	1	0		
Employment Opportunities	2	0		
Feedback	0	0		
Donations	1	1		
Other:	0	0		
General	1	0.02	0	0

St. Paul Parks and Recreation

Similar to the Minneapolis Parks and Recreation Board, St. Paul Parks and Recreation website was translated via an embedded GoogleTranslate function. Therefore the translation options mimics the 80 available languages with the absence of the five critical need languages. St. Paul Parks and Recreation had no prepared resources or resources translated outside of the GoogleTranslate function. The Visitor Services category has the highest number of translated resources; but the category with the highest percent of translation was Safety and Regulation.

Table 8 – St. Paul Parks and Recreation Total Percent Translation, 2104

Category	Sub Category	% of translation
Safety / Regulation		13.1%
	Restrictions	75%
	Permits	12.5%
	Safety Warnings	66.7%
	Invasive Species	20%
	Other	N/A
Visitor Services		9.6%
	Rental Equipment/Reservations	3.6%
	Park Info	100%
	Park Map	0%
	Directions to Park	50%
	Other	N/A
Interpretation		0%
	Program Info	0%
	Print Resources / Public Posting	0%
	Audio/Video Resources	N/A
	Formal Interpretation (Staff Lead)	N/A
	Other	N/A
Involvement		6.25%
	Volunteer Opportunities	16.7%
	Employment Opportunities	0%
	Feedback	0%
	Donations	50%
	Other	100%
General		5%
Total % of Translation (TPT)		33.9%

Table 9 – St. Paul Parks and Recreation Language Inventory Units in English and non-English, 2014

Language	English	Spanish	Somali	Hmong
Safety / Regulation				
Restrictions	4	3	3	3
Permits	8	1	1	1
Safety Warnings	3	2	2	2
Invasive Species	5	1	1	1
Other:	0	0	0	0
Visitor Services				
Rental Equipment/Reservations	28	1	1	1
Park Info	125	125	125	125
Park Map	17	0	0	0
Directions to Park	2	1	1	1
Other:	0	0	0	0
Interpretation				
Program Info	21	0	0	0
Print Resources	2	0	0	0
Video / Audio Resources	0	0	0	0
Formal Interp (Staff Lead)	0	0	0	0
Other:	0	0	0	0
Involvement				
Volunteer Opportunities	6	1	1	1
Employment Opportunities	1	0	0	0
Feedback	0	0	0	0
Donations	2	1	1	1
Other: e-mail updates	1	1	1	1
General	1	.5	.5	.5

On Site Resources

Minnesota Department of Natural Resources – Parks and Trails Division

MnDNR placed six touch-screen kiosks in Hennepin and Ramsey County to provide trip-planning assistance in non-traditional settings, such as the University of Minnesota’s Coffman Memorial Union and the Midtown Global Market. These information kiosks reached 5, 145 people in their first three months of availability, the summer of 2014 (18 Month Legacy Report). At the bottom of the display users can select from the following languages: Spanish, Hmong, Somali, Russian, and Vietnamese. However, rather than translating the whole resource into these languages, these options bring up a single page with pictures and brief captions with information. Information included was: Fishing, geocaching, interpretative programs, ATVs, skiing, snowshoeing, biking, hiking, camping, cabins, canoeing/kayaking, cave tours. The resource provides contact information for

questions. However, at Fort Snelling State Park—the only DNR managed park that falls within the geographic scope of this study—there are no non-English resources readily available.

Fort Snelling State Park has one sign in Spanish (Figure 4) when visitors enter the park. The sign informs park visitors that all vehicles must have a permit to be in the state park. Informal interviews revealed some park rangers can provide information in Hmong and have relationships with Hmong community groups. However, the park has no formal programming in Hmong or any other language.



Figure 4 – Sign at Entrance of Fort Snelling State Park (Photo by M.Lee)

Three Rivers Park District and Minneapolis Parks and Recreation Board

Free activity books in Spanish and Hmong were the only prepared interpretative material found during this study. The activity books are available at the Kroening Interpretative Center, part of North Regional Mississippi Park co-managed by Three Rivers Park District and the Minneapolis Parks and Recreation Board.

The booklets were funded by a grant from the Arthur McKnight Foundation in 2004. The casual park visitor was the intended audience for this resource when staff conceived the idea. However, Three Rivers Park Staff (who staff the interpretative center) testified that few casual visitors use the activity books in English and, they see even less use of them in the non-English languages. The most use they see is during visits from language immersion schools or community groups. As of 2014, stock of the Hmong activity books are being given to a Hmong immersion school to help teach Hmong youth to read the language.

Discussion

This overview of language resources in the public parks and protected areas of Hennepin and Ramsey counties is just a start to understanding language as a constraint to recreation. Given the few resources translated and the projected

demographics of Hennepin and Ramsey counties, the opportunity to expand in language resources is clear

The findings of this study support that language resource availability in outdoor recreation is not proportionate to the language needs of Hennepin and Ramsey Counties. Translated online resources were incredibly limited with only three agencies providing translation and then, only to a certain extent.

The most translation was expected to exist in the Safety and Regulation category due to E.O. However, in two of the three agencies providing translated resources, TPT of Visitor Services exceeded all other categories. St. Paul Parks and Recreation displayed TPT percentages that matched expectations for Safety and Regulation. One explanation for this finding is that online resources have a focus on attracting visitors; therefore, Visitor Services is stressed rather than Safety and Regulation. Another consideration is that the GoogleTranslate infrastructure may be a function of large city governments, with translation for areas like health and housing that parks and recreation are coincidentally benefiting from. The smaller cities may receive less federal funding for their parks. In the case that their parks do not receive federal funds, they technically are not legally bound by Executive Order 13166 to translate which may explain the disparity of translation outside of Minneapolis and St. Paul.

The National Park Service is making a conscious effort to provide translated language resources. As the US Fish and Wildlife Service is also within the Department of Interior, it is curious, it did not provide any translation. Both agencies fall under the same legal requirements to provide meaningful access and the same interpretation of meaningful access that dictates the need for translation in safety and regulatory communications.

Meaningful access is somewhat subjective. From the low proportion of translation available it is questionable if recreation providers are achieving meaningful access. Requiring translation of safety and regulatory communications is a good start to providing services to LEP individuals; however, by limiting requirements of meaningful access to Safety and Regulation, recreation managers diminish opportunities for LEP individuals to engage with the park on a deeper level. Across all three agencies providing translated information, interpretation consistently had the lowest percent of translation. Interpretative efforts actively seek to connect visitors with their surroundings. Should interpretation continue to be a lesser priority of meaningful access per agency guidelines, park managers will ineffectively connect LEP individuals to parks and protected areas. Given the population changes, this seems a great inequity.

Demographically, US Census data clearly shows that residents of Minnesota speak languages other than English. The critical needs languages from the LEP plans of other county agencies provide a metric for the language needs of each county. None of the recreation providers provided translation options in all fifteen languages. Access for Spanish speakers appears the most prevalent likely because of the larger proportion of LEP individuals who speak Spanish (American Community Survey, 2014)

Demographic trends at the city level may explain language deficits. The American Community Survey on language use does not go down to the city level. The lack of translation may exist from lack of LEP individuals in the smaller cities of Hennepin and Ramsey County. However, since other agencies have created LEP plans for all of Hennepin and Ramsey counties it is assumed that these language needs extend throughout the counties.

It was particularly surprising that on the federal level (the National Park Service) the only language addressed was Spanish. The mission statement of the National Park Service commits to preserving natural and cultural resources for the enjoyment, education, and inspiration of this and future generations. Not only is this generation linguistically diverse, but future generations are projected to become more linguistically diverse (Ryan, 2011). The mission statements of many other recreation providers pledge responsibility for serving future generations. To serve future generations, further translation is an avenue to do so.

To increase access to outdoor recreation and its associated benefits it is recommended that recreation providers seek to understand current visitation patterns of their sites. The data does not tell us why translation disparity exists in outdoor recreation. We know that, on at the national level, racial and ethnic minorities participate in outdoor recreation at a lower rate than their white counterparts (The Outdoor Foundation, 2013). Visitation data may be the closest measure available to gauge the number of limited English proficiency individuals who engage in outdoor recreation; however this makes an assumption that all minority populations have limited English proficiency. Nonetheless, the lower level of minority use may explain the deficit of translated language resources. And, conversely, the translated language resource deficit may relate to the low level of minority visitors. The low use of the activity books at the Kroening Interpretative Center illustrates this idea; staff reported less use in the translated activity books suggesting that the availability of translated material is not constraining use. However, the managing agency of this center, Three Rivers Park District, has no translated resources online. Should a primarily Spanish-speaking individual want an outdoor experience, this Center would not logically be a first choice because of the challenge accessing online information. Creating an online presence that provided language resources could direct LEP individuals to their resources.

Ultimately this study sought to explore areas where outdoor recreation can address the needs of ethnically and culturally diverse visitors. Use restrictions for visitor safety and environmental integrity are major concerns pertaining to translation. Should outdoor recreation providers translate, this does not guarantee that the resources will be culturally relevant. For example, if a visitor never experienced restrictions on fishing, being able to read a sign which states fishing licenses are required does not ensure understanding of the provision. Therefore, it is recommended that recreation managers focus resources to create access and relevancy. Interpretation is an avenue create relevancy in stewardship.

Park and protected areas managers and planners need to understand the needs of diverse users. More research on the intersection of use and language would benefit management in determining what provisions ought to be made to achieve meaningful access in outdoor recreation.

Limitations

Like any study, there are limits to this project. First, the geographic boundaries were limited. Second, data collected were restricted to the study of online resources. Many of the smaller parks and recreation departments such as Deephaven Parks and Recreation or Mound Parks and Recreation, had very few resources online at all (less than ten units of analysis). Because online resources were not very comprehensive in English, this may not have been the best metric to inventory language resources. Given the use of online sources for information, however, it is important.

While some of the methods may have limited this study, it is clear that few recreation providers in Hennepin and Ramsey County allow the public to access translated material related to outdoor recreation and parks or protected areas.

Appendix

Appendix A – Recreation Management agencies, Website, and Inventory Date

Appendix B – Total Percent of Translation by Recreation Provider

Appendix C – Online Inventory by Provider

Appendix A

Table A1.

Federal, State, and Regional Land Management Agencies (Hennepin & Ramsey)

Agency	Site	Web Address	Date
National Park Service	Mississippi National River and Recreation Area	http://www.nps.gov/miss/index.htm	8/17
US Fisheries and Wildlife	Minnesota Valley	http://www.fws.gov/refuge/minnesota_valley/	8/17
Minnesota Department of Natural Resources	Fort Snelling State Park	http://www.dnr.state.mn.us/state_parks/index.html	8/17
Three Rivers Park District	Not Site Specific	http://www.threeriversparks.org/	8/19

Table A2. Local Level Land Management Agencies (Hennepin)

Agency	Web Address	Date
Bloomington Parks and Recreation	http://bloomingtonmn.gov/cityhall/dept/commserv/parkrec/parks/parks.htm	8/13
Brooklyn Center Parks and Trails	http://www.cityofbrooklyncenter.org/index.aspx?NID=95	8/13
Brooklyn Park Recreation and Parks	http://www.brooklynpark.org/recreationandparks/	8/13
Champlin Parks and Recreation	http://www.ci.champlin.mn.us/parksandrecreation.html	8/13
Chanhasen Parks and Recreation	http://www.ci.chanhasen.mn.us/index.aspx?nid=253	8/13
Corcoran Parks and Trails Division	http://www.ci.corcoran.mn.us/	8/13
Deephaven Parks and Recreation	http://www.cityofdeephaven.org/Recreation.htm	8/13
Eden Prairie Parks and Recreation	http://www.edenprairie.org/city-government/departments/parks-and-recreation	8/14
Excelsior Parks and Recreation	http://www.ci.excelsior.mn.us/index.aspx?NID=122	8/14
Golden Valley Parks and Recreation	http://www.goldenvalleymn.gov/recreation/index.php	8/14
Greenwood Parks and Trails	http://www.greenwoodmn.com/	8/14
Hanover Parks	http://www.greenwoodmn.com/	8/14
Hopkins Parks and Trails	http://www.hopkinsmn.com/parks/	8/14
Long Lake Parks and Recreation	http://www.longlakemn.gov	8/14
Maple Grove Parks and Recreation	http://www.maplegrovmn.gov/parks-and-recreation	8/15
Medina Parks and Recreation	http://medinamn.us/svcs/parks-recreation	8/14
Minneapolis Parks and Recreation Board	http://www.minneapolisparks.org	8/14
Minnnetonka Parks and Trails	http://eminnetonka.com/public_works/parks_trails.cfm	8/15
Mound Parks	http://www.cityofmound.com/	8/15
New Hope Parks and Recreation	http://www.ci.new-hope.mn.us/departments/parksrecreation	8/15
Orono Parks Commission	http://www.ci.orono.mn.us/	8/15
Osseo Parks and Recreation	http://www.discoverosseo.com/departments/parks-and-recreation/	8/15
Plymouth Parks and Recreation	http://www.plymouthmn.gov/index.aspx?page=60	8/15
Richfield Parks and Recreation	http://www.ci.richfield.mn.us/	8/15
Robbinsdale Parks and Recreation	http://www.robbsindalemn.com/	8/16
Rockford Parks and Recreation	http://www.cityofrockford.org/	8/16
Rogers Parks and Recreation	http://www.cityofrogers.org/government/departments/parks-a-recreation	8/16
Shorewood Parks, Trails, and Beaches	http://www.ci.shorewood.mn.us/pages/parks/pk_parks.html	8/16
Spring Park Parks and Recreation	http://www.ci.spring-park.mn.us/	8/16
St. Anthony Parks Commission	http://www.ci.saint-anthony.mn.us/	8/16
St. Bonifacius Parks	http://www.ci.st-bonifacius.mn.us/parks.htm	8/16
St. Louis Park Parks and Trails	http://www.stlouispark.org/parks-trails.html	8/16
Tonka Bay Parks, Docks, and Trails	http://www.cityoftonkabay.net/	8/16
Wayzata Parks and Trails	http://www.wayzata.org/	8/16

Table A3. Local Level Land Management Agencies (Ramsey)

Agency	Web Address	Date
Arden Hills Parks and Recreation	http://www.cityofardenhills.org	8/16
Blaine Parks and Recreation	http://www.ci.blaine.mn.us/	8/16
Falcon Heights Parks and Recreation	http://www.falconheights.org/	8/16
Lauderdale Parks and Open Spaces	http://www.ci.lauderdale.mn.us/	8/16
Little Canada Parks and Recreation	http://www.ci.little-canada.mn.us/	8/16
Spring Lake Parks and Recreation	http://slprec.org/	8/16
Mounds View Parks and Recreation	http://www.ci.mounds-view.mn.us/	8/17
Roseville Parks and Recreation	http://www.ci.roseville.mn.us/	8/17
Shoreview Parks and Recreation	http://www.shoreviewmn.gov/	8/17
Spring Lake Park Parks and Recreation	http://slprec.org/	8/17
St. Paul Parks and Recreation	http://www.stpaul.gov	8/18
Vadnais Heights Parks	http://www.cityvadnaisheights.com/Departments-and-Services/Parks	8/17
White Bear Lake Parks, Trails, and Recreation	http://www.whitebearlake.org/	8/17
Ramsey County Parks and Recreation	https://parks.co.ramsey.mn.us	8/28

Appendix B

Table B1

Total Percent of Translation (TPT) Complete Inventory, 2014 (Hennepin A – D)

Recreation Provider	Category	TPT	TPT Spanish	TPT Somali	TPT Hmong
Bloomington	Total	0.0%	0.0%	0.0%	0.0%
Hennepin County	Safety / Reg	0.0%			
	Services	0.0%			
	Interp	0.0%			
	Involvement	0.0%			
	General	0.0%			
Brooklyn Center	Total	0.0%	0.0%	0.0%	0.0%
Hennepin County	Safety / Reg	0.0%			
	Services	0.0%			
	Interp	0.0%			
	Involvement	0.0%			
	General	0.0%			
Brooklyn Park	Total	0.0%	0.0%	0.0%	0.0%
Hennepin County	Safety / Reg	0.0%			
	Services	0.0%			
	Interp	0.0%			
	Involvement	0.0%			
	General	0.0%			
Champlin	Total	0.0%	0.0%	0.0%	0.0%
Hennepin County	Safety / Reg	0.0%			
	Services	0.0%			
	Interp	0.0%			
	Involvement	0.0%			
	General	0.0%			
Chanhassen	Total	0.0%	0.0%	0.0%	0.0%
Hennepin County	Safety / Reg	0.0%			
	Services	0.0%			
	Interp	0.0%			
	Involvement	0.0%			
	General	0.0%			
Corcoran	Total	0.0%	0.0%	0.0%	0.0%
Hennepin County	Safety / Reg	0.0%			
	Services	0.0%			
	Interp	0.0%			
	Involvement	0.0%			
	General	0.0%			
Deephaven	Total	0.0%	0.0%	0.0%	0.0%
Hennepin County	Safety / Reg	0.0%			
	Services	0.0%			
	Interp	0.0%			
	Involvement	0.0%			
	General	0.0%			

Table B2

Total Percent of Translation (TPT) Complete Inventory, 2014 (Hennepin, E - L)

Recreation Provider	Category	TPT	TPT Spanish	TPT Somali	TPT Hmong
Eden Prairie	Total	0.0%	0.0%	0.0%	0.0%
Hennepin County	Safety / Reg	0.0%			
	Services	0.0%			
	Interp	0.0%			
	Involvement	0.0%			
	General	0.0%			
Excelsior	Total	0.0%	0.0%	0.0%	0.0%
Hennepin County	Safety / Reg	0.0%			
	Services	0.0%			
	Interp	0.0%			
	Involvement	0.0%			
	General	0.0%			
Golden Valley	Total	0.0%	0.0%	0.0%	0.0%
Hennepin County	Safety / Reg	0.0%			
	Services	0.0%			
	Interp	0.0%			
	Involvement	0.0%			
	General	0.0%			
Greenwood	Total	0.0%	0.0%	0.0%	0.0%
Hennepin County	Safety / Reg	0.0%			
	Services	0.0%			
	Interp	0.0%			
	Involvement	0.0%			
	General	0.0%			
Hanover	Total	0.0%	0.0%	0.0%	0.0%
Hennepin County	Safety / Reg	0.0%			
	Services	0.0%			
	Interp	0.0%			
	Involvement	0.0%			
	General	0.0%			
Hopkins	Total	0.0%	0.0%	0.0%	0.0%
Hennepin County	Safety / Reg	0.0%			
	Services	0.0%			
	Interp	0.0%			
	Involvement	0.0%			
	General	0.0%			
Long Lake	Total	0.0%	0.0%	0.0%	0.0%
Hennepin County	Safety / Reg	0.0%			
	Services	0.0%			
	Interp	0.0%			
	Involvement	0.0%			
	General	0.0%			

Table B3

Total Percent of Translation (TPT) Complete Inventory, 2014 (Hennepin, M – O)

Recreation Provider	Category	TPT	TPT Spanish	TPT Somali	TPT Hmong
Maple Grove	Total	0.0%	0.0%	0.0%	0.0%
Hennepin County	Safety / Reg	0.0%			
	Services	0.0%			
	Interp	0.0%			
	Involvement	0.0%			
	General	0.0%			
Medina	Total	0.0%	0.0%	0.0%	0.0%
	Safety / Reg	0.0%			
	Services	0.0%			
	Interp	0.0%			
	Involvement	0.0%			
	General	0.0%			
Minneapolis	Total	65.2%			
Hennepin County	Safety / Reg	16.1%	16.1%	16.1%	16.1%
	Services	20.6%	20.6%	20.6%	20.6%
	Interp	11.0%	11.0%	11.0%	11.0%
	Involvement	12.5%	12.5%	12.5%	12.5%
	General	5.0%	5.0%	5.0%	5.0%
Minnetonka	Total	0.0%	0.0%	0.0%	0.0%
Hennepin County	Safety / Reg	0.0%			
	Services	0.0%			
	Interp	0.0%			
	Involvement	0.0%			
	General	0.0%			
Mound	Total	0.0%	0.0%	0.0%	0.0%
Hennepin County	Safety / Reg	0.0%			
	Services	0.0%			
	Interp	0.0%			
	Involvement	0.0%			
	General	0.0%			
New Hope	Total	0.0%	0.0%	0.0%	0.0%
Hennepin County	Safety / Reg	0.0%			
	Services	0.0%			
	Interp	0.0%			
	Involvement	0.0%			
	General	0.0%			
Orno	Total	0.0%	0.0%	0.0%	0.0%
Hennepin County	Safety / Reg	0.0%			
	Services	0.0%			
	Interp	0.0%			
	Involvement	0.0%			
	General	0.0%			
Osseo	Total	0.0%	0.0%	0.0%	0.0%
Hennepin County	Safety / Reg	0.0%			
	Services	0.0%			
	Interp	0.0%			
	Involvement	0.0%			
	General	0.0%			

Table B4

Total Percent of Translation (TPT) Complete Inventory, 2014 (Hennepin, P – Sp)

Recreation Provider	Category	TPT	TPT Spanish	TPT Somali	TPT Hmong
Plymoth	Total	0.0%	0.0%	0.0%	0.0%
Hennepin County	Safety / Reg	0.0%			
	Services	0.0%			
	Interp	0.0%			
	Involvement	0.0%			
	General	0.0%			
Richfield	Total	0.0%	0.0%	0.0%	0.0%
Hennepin County	Safety / Reg	0.0%			
	Services	0.0%			
	Interp	0.0%			
	Involvement	0.0%			
	General	0.0%			
Robbinsdale	Total	0.0%	0.0%	0.0%	0.0%
Hennepin County	Safety / Reg	0.0%			
	Services	0.0%			
	Interp	0.0%			
	Involvement	0.0%			
	General	0.0%			
Rockford	Total	0.0%	0.0%	0.0%	0.0%
Hennepin County	Safety / Reg	0.0%			
	Services	0.0%			
	Interp	0.0%			
	Involvement	0.0%			
	General	0.0%			
Rogers	Total	0.0%	0.0%	0.0%	0.0%
Hennepin County	Safety / Reg	0.0%			
	Services	0.0%			
	Interp	0.0%			
	Involvement	0.0%			
	General	0.0%			
Shorewood	Total	0.0%	0.0%	0.0%	0.0%
Hennepin County	Safety / Reg	0.0%			
	Services	0.0%			
	Interp	0.0%			
	Involvement	0.0%			
	General	0.0%			
Spring Park	Total	0.0%	0.0%	0.0%	0.0%
Hennepin County	Safety / Reg	0.0%			
	Services	0.0%			
	Interp	0.0%			
	Involvement	0.0%			
	General	0.0%			

Table B5

Total Percent of Translation (TPT) Complete Inventory, 2014 (Hennepin, St – W)

Recreation Provider	Category	TPT	TPT Spanish	TPT Somali	TPT Hmong
St. Anthony Village	Total	0.0%	0.0%	0.0%	0.0%
Hennepin County	Safety / Reg	0.0%			
	Services	0.0%			
	Interp	0.0%			
	Involvement	0.0%			
	General	0.0%			
St. Bonifacius	Total	0.0%	0.0%	0.0%	0.0%
Hennepin County	Safety / Reg	0.0%			
	Services	0.0%			
	Interp	0.0%			
	Involvement	0.0%			
	General	0.0%			
St. Louis Park	Total	0.0%	0.0%	0.0%	0.0%
Hennepin County	Safety / Reg	0.0%			
	Services	0.0%			
	Interp	0.0%			
	Involvement	0.0%			
	General	0.0%			
Tonka Bay	Total	0.0%	0.0%	0.0%	0.0%
Hennepin County	Safety / Reg	0.0%			
	Services	0.0%			
	Interp	0.0%			
	Involvement	0.0%			
	General	0.0%			
Wayzata	Total	0.0%	0.0%	0.0%	0.0%
Hennepin County	Safety / Reg	0.0%			
	Services	0.0%			
	Interp	0.0%			
	Involvement	0.0%			
	General	0.0%			

Table B6

Total Percent of Translation (TPT) Complete Inventory, 2014 (Ramsey, A – R)

Recreation Provider	Category	TPT	TPT Spanish	TPT Somali	TPT Hmong
Arden Hills	Total	0.0%	0.0%	0.0%	0.0%
Ramsey County	Safety / Reg	0.0%			
	Services	0.0%			
	Interp	0.0%			
	Involvement	0.0%			
	General	0.0%			
Blaine	Total	0.0%	0.0%	0.0%	0.0%
Ramsey County	Safety / Reg	0.0%			
	Services	0.0%			
	Interp	0.0%			
	Involvement	0.0%			
	General	0.0%			
Falcon Heights	Total	0.0%	0.0%	0.0%	0.0%
Ramsey County	Safety / Reg	0.0%			
	Services	0.0%			
	Interp	0.0%			
	Involvement	0.0%			
	General	0.0%			
Lauderdale	Total	0.0%	0.0%	0.0%	0.0%
Ramsey County	Safety / Reg	0.0%			
	Services	0.0%			
	Interp	0.0%			
	Involvement	0.0%			
	General	0.0%			
Little Canada	Total	0.0%	0.0%	0.0%	0.0%
Ramsey County	Safety / Reg	0.0%			
	Services	0.0%			
	Interp	0.0%			
	Involvement	0.0%			
	General	0.0%			
Mounds View	Total	0.0%	0.0%	0.0%	0.0%
Ramsey County	Safety / Reg	0.0%			
	Services	0.0%			
	Interp	0.0%			
	Involvement	0.0%			
	General	0.0%			
Roseville	Total	0.0%	0.0%	0.0%	0.0%
Ramsey County	Safety / Reg	0.0%			
	Services	0.0%			
	Interp	0.0%			
	Involvement	0.0%			
	General	0.0%			

Table B7

Total Percent of Translation (TPT) Complete Inventory, 2014 (Ramsey, S – W)

Recreation Provider	Category	TPT	TPT Spanish	TPT Somali	TPT Hmong
Shoreview	Total	0.0%	0.0%	0.0%	0.0%
Ramsey County	Safety / Reg	0.0%			
	Services	0.0%			
	Interp	0.0%			
	Involvement	0.0%			
	General	0.0%			
Spring Lake	Total	0.0%	0.0%	0.0%	0.0%
Ramsey County	Safety / Reg	0.0%			
	Services	0.0%			
	Interp	0.0%			
	Involvement	0.0%			
	General	0.0%			
St. Paul	Total	33.9%			
Ramsey County	Safety / Reg	13.1%	13.1%	13.1%	13.1%
	Services	9.6%	9.6%	9.6%	9.6%
	Interp	0.0%	0.0%	0.0%	0.0%
	Involvement	6.3%	6.3%	6.3%	6.3%
	General	5.0%	5.0%	5.0%	5.0%
Vadnais Heights	Total	0.0%	0.0%	0.0%	0.0%
Ramsey County	Safety / Reg	0.0%			
	Services	0.0%			
	Interp	0.0%			
	Involvement	0.0%			
	General	0.0%			
White Bear Lake	Total	0.0%	0.0%	0.0%	0.0%
Ramsey County	Safety / Reg	0.0%			
	Services	0.0%			
	Interp	0.0%			
	Involvement	0.0%			
	General	0.0%			
White Bear Township	Total	0.0%	0.0%	0.0%	0.0%
Ramsey County	Safety / Reg	0.0%			
	Services	0.0%			
	Interp	0.0%			
	Involvement	0.0%			
	General	0.0%			

Table B8

Total Percent of Translation (TPT) Complete Inventory, 2014 (State, Federal, Other)

Recreation Provider	Category	TPT	TPT Spanish	TPT Somali	TPT Hmong
US Fisheries and Wildlife	Total	0.0%	0.0%	0.0%	0.0%
	Safety / Reg	0.0%			
	Services	0.0%			
	Interp	0.0%			
	Involvement	0.0%			
National Park Service	General	0.0%			
	Total	27.4%			
	Safety / Reg	3.8%	3.8%		
	Services	16.7%	16.7%		
	Interp	0.0%	0.0%		
	Involvement	5.0%	5.0%		
Ramsey County Parks & Rec	General	2.0%	2.0%		
	Total	0.0%	0.0%	0.0%	0.0%
	Safety / Reg	0.0%			
	Services	0.0%			
	Interp	0.0%			
	Involvement	0.0%			
Three Rivers Park District	General	0.0%			
	Total	0.0%	0.0%	0.0%	0.0%
	Safety / Reg	0.0%			
	Services	0.0%			
	Interp	0.0%			
	Involvement	0.0%			
Minnesota DNR	General	0.0%			
	Total	0.0%	0.0%	0.0%	0.0%
	Safety / Reg	0.0%			
	Services	0.0%			
	Interp	0.0%			
	Involvement	0.0%			

Appendix C

Table C1 Online Inventory Tally of Units Inventoried (Hennepin, B - L)

Rec Provider	Category	Units	Rec Provider	Category	Units
Bloomington	Total	197	Eden Praire	Total	13
Hennepin County	Saftey / Reg	3	Hennepin County	Saftey / Reg	7
	Services	191		Services	3
	Interp	0		Interp	1
	Involvement	2		Involvement	1
	General	1		General	1
Brooklyn Center	Total	6	Excelsior	Total	6
Hennepin County	Saftey / Reg	1	Hennepin County	Saftey / Reg	2
	Services	4		Services	2
	Interp	0		Interp	0
	Involvement	0		Involvement	1
	General	1		General	1
Brooklyn Park	Total	8	Golden Valley	Total	67
Hennepin County	Saftey / Reg	2	Hennepin County	Saftey / Reg	1
	Services	4		Services	63
	Interp	0		Interp	1
	Involvement	1		Involvement	1
	General	1		General	1
Champlin	Total	7	Greenwood	Total	7
Hennepin County	Saftey / Reg	3	Hennepin County	Saftey / Reg	3
	Services	3		Services	3
	Interp	0		Interp	0
	Involvement	0		Involvement	0
	General	1		General	1
Chanhassen	Total	20	Hanover	Total	5
Hennepin County	Saftey / Reg	4	Hennepin County	Saftey / Reg	0
	Services	14		Services	3
	Interp	1		Interp	0
	Involvement	0		Involvement	1
	General	1		General	1
Corcoran	Total	3	Hopkins	Total	42
Hennepin County	Saftey / Reg	0	Hennepin County	Saftey / Reg	1
	Services	2		Services	39
	Interp	0		Interp	1
	Involvement	0		Involvement	0
	General	1		General	1
Deephaven	Total	9	Long Lake	Total	5
Hennepin County	Saftey / Reg	2	Hennepin County	Saftey / Reg	1
	Services	6		Services	3
	Interp	0		Interp	0
	Involvement	0		Involvement	0
	General	1		General	1

Table C2 Online Inventory Tally of Units Inventoried (Hennepin, M – St. A)

Rec Provider	Category	Units	Rec Provider	Category	Units
Maple Grove	Total	9	Plymoth	Total	17
Hennepin County	Saftey / Reg	2	Hennepin County	Saftey / Reg	2
	Services	6		Services	11
	Interp	0		Interp	0
	Involvement	0		Involvement	3
	General	1		General	1
Medina	Total	14	Richfield	Total	20
	Saftey / Reg	1	Hennepin County	Saftey / Reg	0
	Services	12		Services	16
	Interp	0		Interp	2
	Involvement	0		Involvement	1
	General	1		General	1
Minneapolis	Total	461	Robbinsdale	Total	9
Hennepin County	Saftey / Reg	23	Hennepin County	Saftey / Reg	1
	Services	411		Services	5
	Interp	20		Interp	1
	Involvement	6		Involvement	1
	General	1		General	1
Minnetonka	Total	6	Rockford	Total	3
Hennepin County	Saftey / Reg	1	Hennepin County	Saftey / Reg	0
	Services	4		Services	2
	Interp	0		Interp	0
	Involvement	0		Involvement	0
	General	1		General	1
Mound	Total	7	Rogers	Total	9
Hennepin County	Saftey / Reg	1	Hennepin County	Saftey / Reg	0
	Services	1		Services	5
	Interp	0		Interp	2
	Involvement	4		Involvement	1
	General	1		General	1
New Hope	Total	8	Shorewood	Total	9
Hennepin County	Saftey / Reg	1	Hennepin County	Saftey / Reg	3
	Services	4		Services	4
	Interp	0		Interp	1
	Involvement	2		Involvement	0
	General	1		General	1
Orno	Total	7	Spring Park	Total	4
Hennepin County	Saftey / Reg	2	Hennepin County	Saftey / Reg	0
	Services	2		Services	3
	Interp	0		Interp	0
	Involvement	2		Involvement	0
	General	1		General	1
Osseo	Total	3	St. Anthony Village	Total	3
Hennepin County	Saftey / Reg	1	Hennepin County	Saftey / Reg	0
	Services	1		Services	2
	Interp	0		Interp	0
	Involvement	0		Involvement	0
	General	1		General	1

Table C3 Online Inventory Tally of Units Inventoried (Hennepin, St. B – W)

Rec Provider	Category	Units	Rec Provider	Category	Units
St. Bonifacius	Total	3	Tonka Bay	Total	10
Hennepin County	Saftey / Reg	0	Hennepin County	Saftey / Reg	1
	Services	2		Services	7
	Interp	0		Interp	0
	Involvement	0		Involvement	1
	General	1		General	1
St. Louis Park	Total	8	Wayzata	Total	15
Hennepin County	Saftey / Reg	2	Hennepin County	Saftey / Reg	2
	Services	3		Services	12
	Interp	2		Interp	0
	Involvement	0		Involvement	0
	General	1		General	1

Table C4 Online Inventory Tally of Units Inventoried (Ramsey, A – W)

Rec Provider	Category	Units	Rec Provider	Category	Units
Arden Hills	Total	30	Mounds View	Total	16
Ramsey County	Saftey / Reg	1	Ramsey County	Saftey / Reg	2
	Services	23		Services	13
	Interp	0		Interp	0
	Involvement	4		Involvement	0
	General	1		General	1
Blaine	Total	226	Roseville	Total	161
Ramsey County	Saftey / Reg	1	Ramsey County	Saftey / Reg	3
	Services	223		Services	142
	Interp	1		Interp	3
	Involvement	0		Involvement	12
	General	1		General	1
Falcon Heights	Total	14	Shoreview	Total	22
Ramsey County	Saftey / Reg	1	Ramsey County	Saftey / Reg	0
	Services	7		Services	21
	Interp	2		Interp	0
	Involvement	3		Involvement	0
	General	1		General	1
Lauderdale	Total	6	Spring Lake	Total	12
Ramsey County	Saftey / Reg	1	Ramsey County	Saftey / Reg	2
	Services	2		Services	9
	Interp	0		Interp	0
	Involvement	2		Involvement	0
	General	1		General	1
Little Canada	Total	10	St. Paul	Total	226
Ramsey County	Saftey / Reg	2	Ramsey County	Saftey / Reg	20
	Services	6		Services	172
	Interp	0		Interp	22
	Involvement	1		Involvement	10
	General	1		General	1

Table C5 Online Inventory Tally of Units Inventoried (Ramsey, V – W)

Rec Provider	Category	Units	Rec Provider	Category	Units
Vadnais Heights	Total	18	White Bear Township	Total	4
Ramsey County	Safety / Reg Services	2	Ramsey County	Safety / Reg Services	1
	Interp	15		Interp	1
	Involvement	0		Involvement	0
	General	0		General	1
White Bear Lake	Total	1			1
Ramsey County	Safety / Reg Services	27			
	Interp	0			
	Involvement	25			
	General	0			
		1			
		1			

Table C6 Online Inventory Tally of Units Inventoried (State, Federal, Other)

Rec Provider	Category	Units	Rec Provider	Category	Units
US Fisheries and Wildlife	Total	76	Three Rivers Park District	Total	105
Minnesota Valley	Safety / Reg Services	7		Safety / Reg Services	18
	Interp	8		Interp	60
	Involvement	59		Involvement	20
	General	1		General	6
National Park Service	Total	1	Minnesota DNR Fort Snelling State Park	Total	1
MNRRRA	Safety / Reg Services	11		Safety / Reg Services	12
	Interp	3		Interp	3
	Involvement	56		Involvement	6
	General	4		General	3
Ramsey County Parks & Rec	Total	1			1
	Safety / Reg Services	84			
	Interp	5			
	Involvement	47			
	General	31			
		0			
		1			

Works Cited

1. Andrew, O., & Schneider, I. (2012). Twin Cities Metropolitan Area Summer Visitor Profile. *University of Minnesota*, pg 27.
2. Jackson, E. L. (1997). In the eye of the beholder: A comment on Samdahl and Jekubovich (1997), "A critique of leisure constraints: Comparative analyses and understandings. *Journal of Leisure Research*, 29(4), 458-468.
3. Jones, D. (2008) Limited English Proficiency Plan Ramsey County Community Human Services Department. St. Paul, MN.
4. Kyles, J. (2012) Hennepin County Limited English Proficiency Plan Hennepin County Health and Human Services Departments. Minneapolis, MN.
5. Minnesota State Demographic Center. Minnesota population projections by race and ethnicity, 2005 to 2035. Jan. 2009. Raw data.
6. Ryan, C. *Language Use in the United States: 2011*. Rep.: U.S. Census, 2013. Print.
7. Salk, R. (2014) Regional Park Use Among Select Communities of Color. Metropolitan Council.
8. The Outdoor Foundation. *Outdoor Participation Report 2013*. Rep. no. 7. Print.
9. Trust for Public Land. Economic & Health Benefits. (2011). Retrieved November 3, 2014.
10. U.S. Census Bureau. (2000). State & county Quickfacts: Hennepin County, MN
11. U.S. Census Bureau. (2010). State & county Quickfacts: Hennepin County, MN
12. U.S. Census Bureau (2012). American Community Survey B61001