

**University of Minnesota Board of Regents
Educational Planning and Policy Committee
October 16, 2008**

Information Report:

Entering Class Profile and Enrollment Data for Fall 2008

I. Twin Cities Campus

A. Twin Cities Freshman Profile

The quality of the incoming freshman class at the University of Minnesota Twin Cities continues to improve. Following are a few highlights. Later in the report are graphs that illustrate progress on the Twin Cities Campus over the past six years.

- **Top 10% of high school class**
 - 44.8%—fall 2008
 - 43.9%—fall 2007

- **Average ACT composite score**
 - 26.2—fall 2008
 - 25.9—fall 2007

- **Percentage of students of color**
 - 20.4%—fall 2008
 - 20.1%—fall 2007

B. Twin Cities Campus Honors Program

The University Honors Program on the Twin Cities campus enrolled its first freshman class in Fall 2008. Following is a profile of the young scholars in this program:

- 621 honors students are enrolled across the freshman-admitting colleges on the Twin Cities campus
- Average high school rank percentile: 96.5
- Average ACT composite score: 31
- 13.8% are students of color
- 63.8% are from Minnesota

C. Twin Cities Enrollment Data

- **Twin Cities campus freshman applications**
 - 29,173—fall 2008
 - 26,095—fall 2007
- **Twin Cities campus freshman enrollment**
 - 5,106—fall 2008
 - 5,280—fall 2007
- **Twin Cities campus new transfer enrollment**
 - 1,843—fall 2008
 - 1,949—fall 2007
- **Twin Cities campus total undergraduate enrollment**
 - 28,505—fall 2008
 - 28,703—fall 2007
- **Twin Cities campus graduate enrollment**
 - 14,209—fall 2008
 - 14,167—fall 2007
- **Twin Cities campus professional schools enrollment**
 - 29,173—fall 2008
 - 26,095—fall 2007

II. Duluth Campus

A. Duluth Freshman Profile

- **Top 10% of high school class**
 - 16.6%—fall 2008
 - 15.4%—fall 2007
- **Top 25% of high school class**
 - 43.7%—fall 2008
 - 42.0%—fall 2007
- **Average ACT composite score**
 - 23.6—fall 2008
 - 23.4—fall 2007

B. Duluth Enrollment Data

- **Total number of new freshmen**
 - 2251—fall 2008
 - 2240—fall 2007
- **Duluth campus total undergraduate enrollment**
 - 9,324—fall 2008
 - 9,184—fall 2007
- **Duluth campus graduate enrollment**
 - 735—fall 2008
 - 739—fall 2007
- **Duluth campus professional schools enrollment**
 - 335—fall 2009
 - 323—fall 2007

III. Morris Campus

A. Morris Freshman Profile

- **Top 10% of high school class**
 - 27.8%—fall 2008
 - 25.3%—fall 2007
- **Top 25% of high school class**
 - 59.6%—fall 2008
 - 59.1%—fall 2007
- **Average ACT composite score**
 - 25.0—fall 2008
 - 25.0—fall 2007

B. Morris Enrollment Data

- **Total number of new freshmen**
 - 374—fall 2008
 - 363—fall 2007
- **Morris campus total undergraduate enrollment**
 - 1,510—fall 2008
 - 1,543—fall 2007

IV. Crookston Campus

A. Crookston Freshman Profile

- **Top 10% of high school class**
 - 10.4%—fall 2008
 - 7.5%—fall 2007
- **Top 25% of high school class**
 - 33.0%—fall 2008
 - 23.1%—fall 2007
- **Average ACT composite score**
 - 21.5—fall 2008
 - 20.7—fall 2007

B. Crookston Enrollment Data

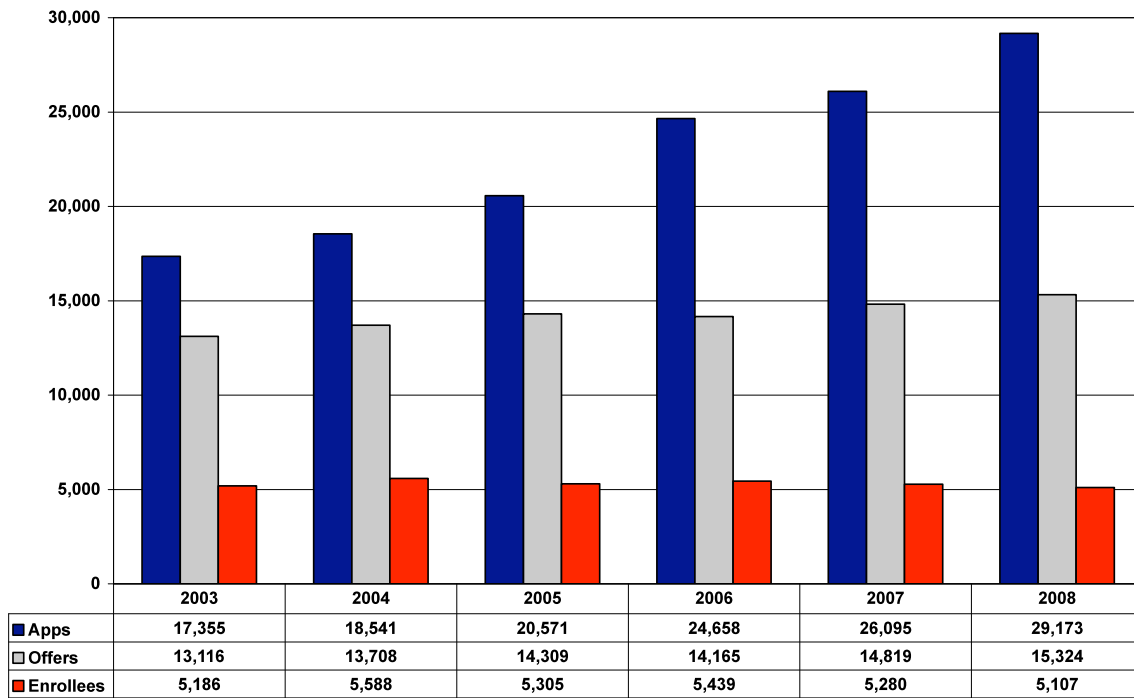
- **Total number of new freshmen**
 - 276—fall 2008
 - 241—fall 2007
- **Crookston campus total undergraduate enrollment**
 - 1,207—fall 2008
 - 1,142—fall 2007

V. System-Wide Enrollment

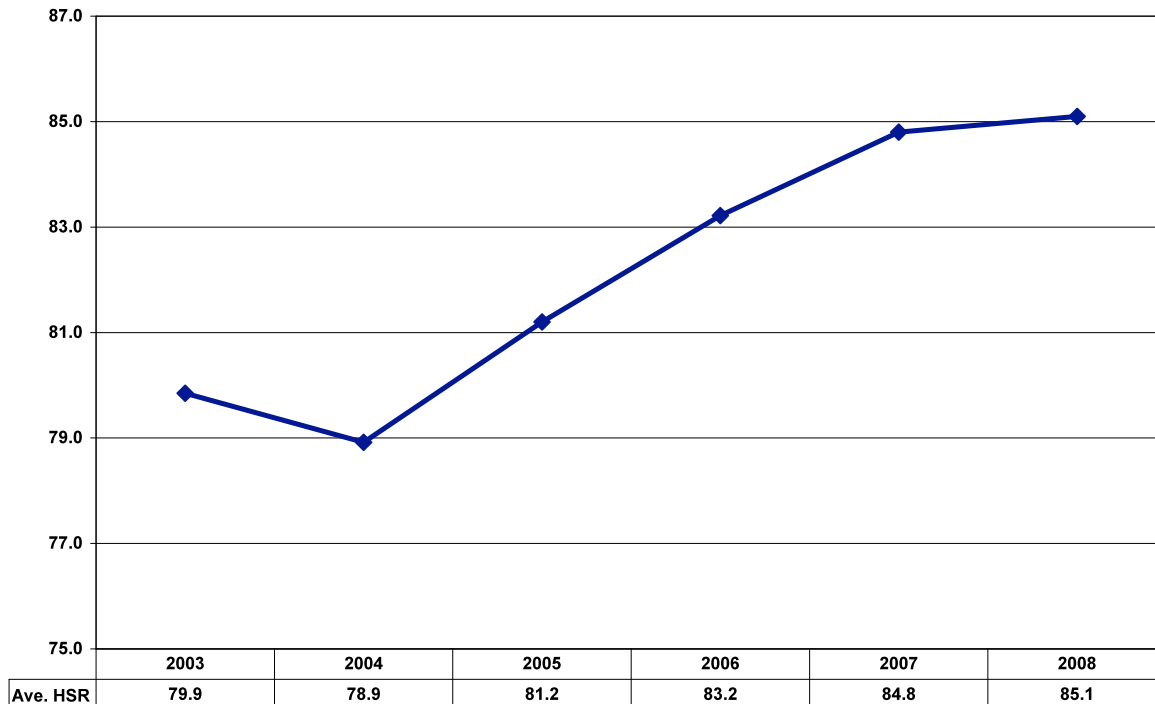
- **Total enrollment**
 - 66,312—fall 2008
 - 66,019—fall 2007

VI. Twin Cities Campus Enrollment Graphs: 2002-2008

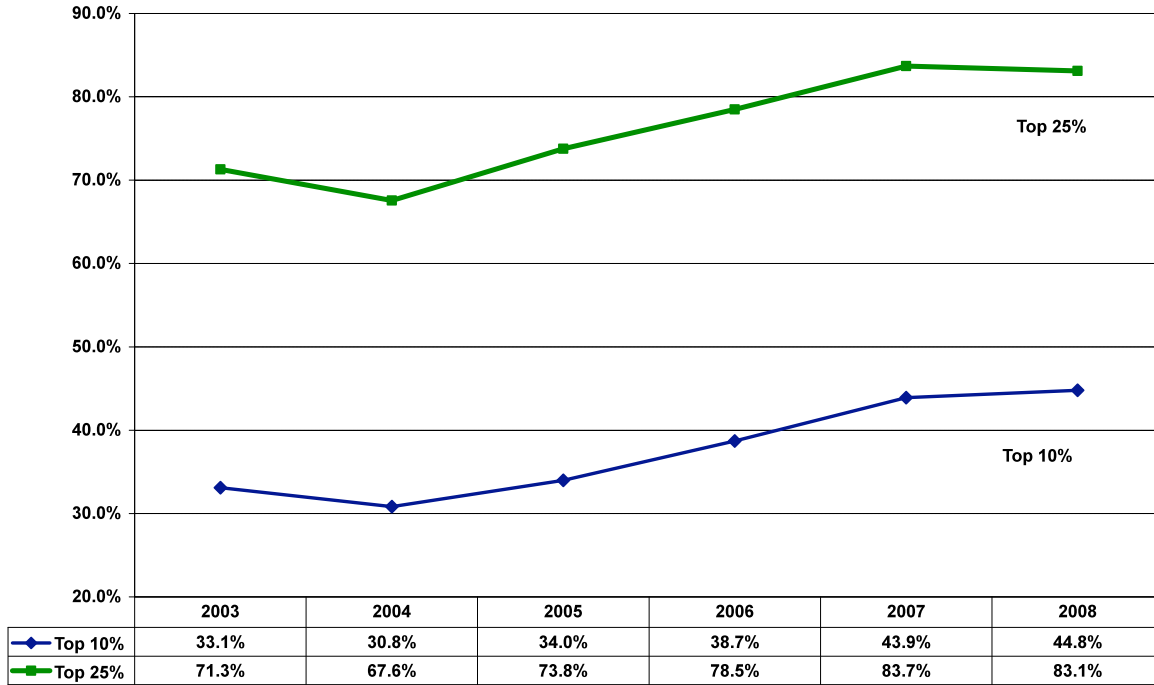
UMNTC Total New Freshman Applicants, Offers, and Enrollees, 2003-2008



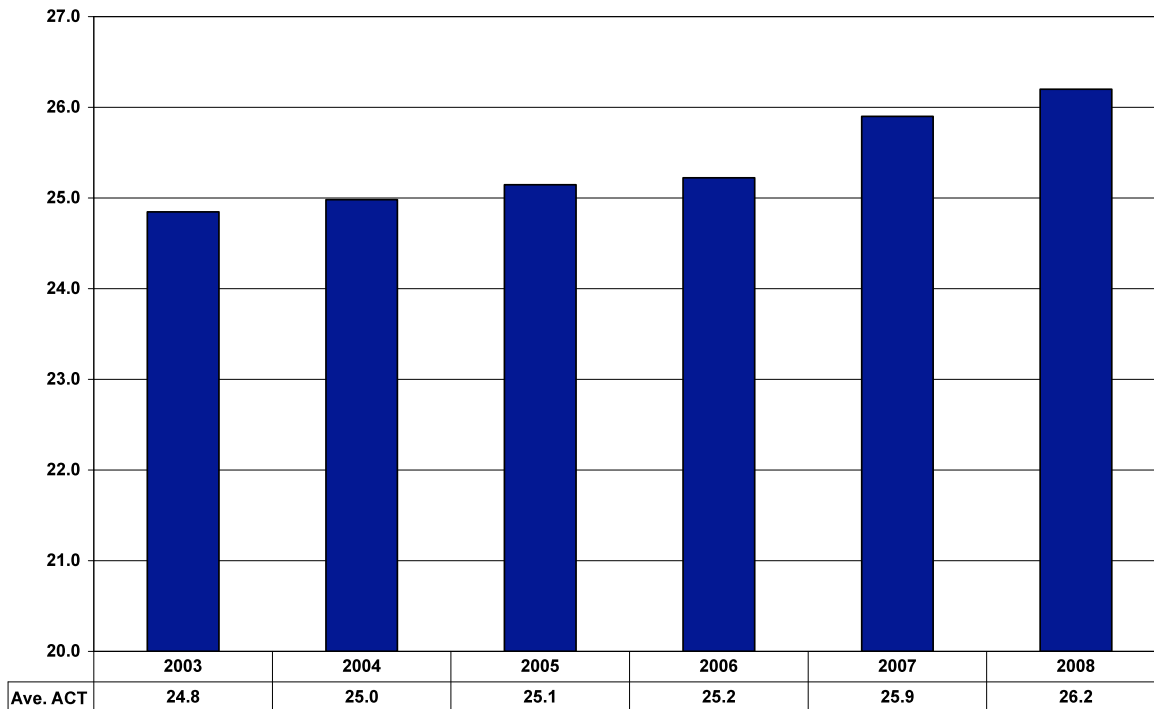
Average High School Rank Percentile of Twin Cities Campus New Freshmen, 2002-2007



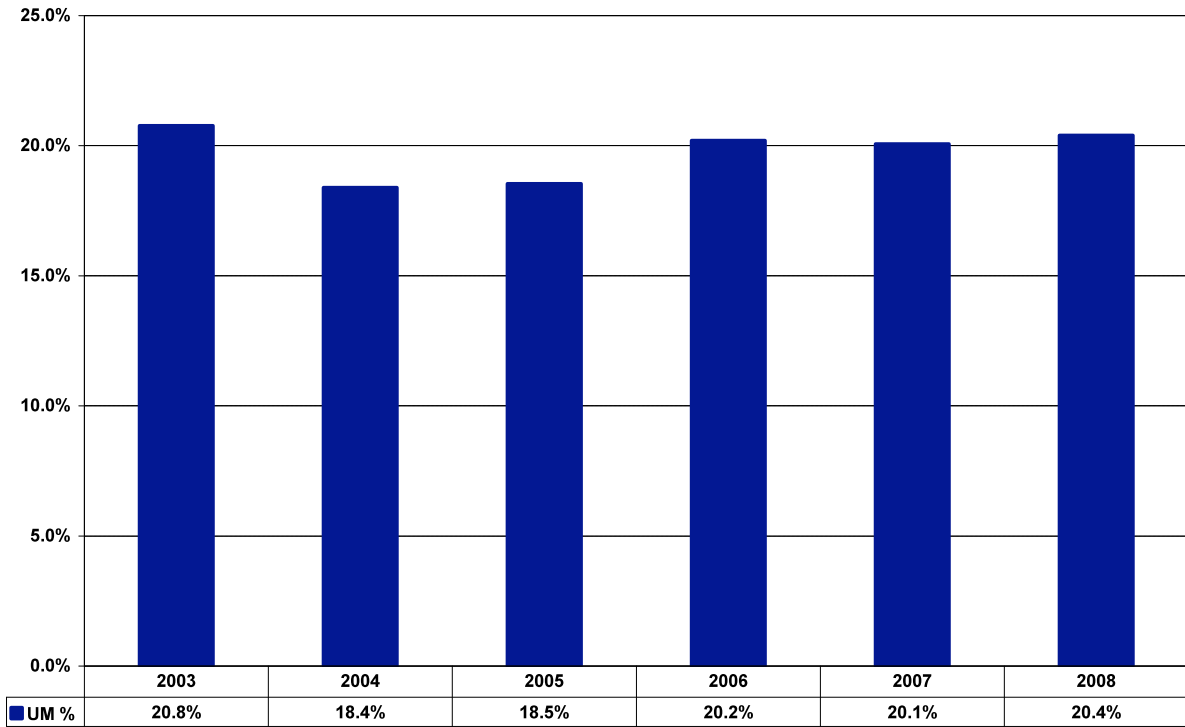
**Percentage of New Freshmen in the Top 10% and Top 25% of their High School Classes,
Twin Cities Campus, 2003-2008**



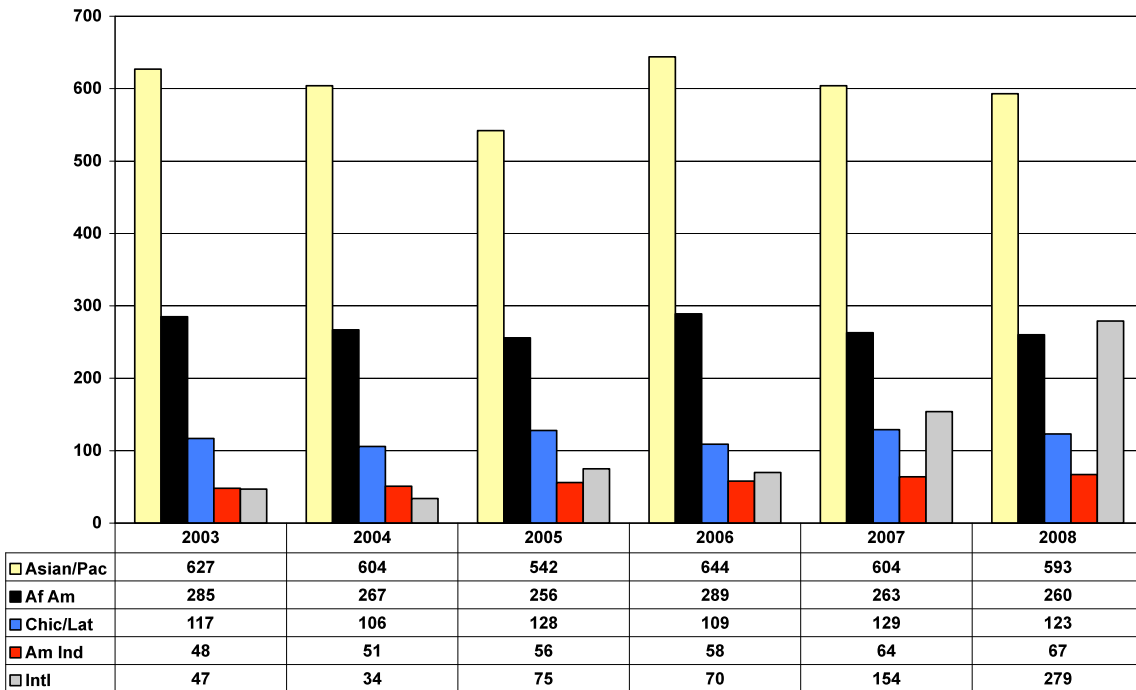
Average ACT Composite Score of Twin Cities Campus New Freshmen, 2003-2008



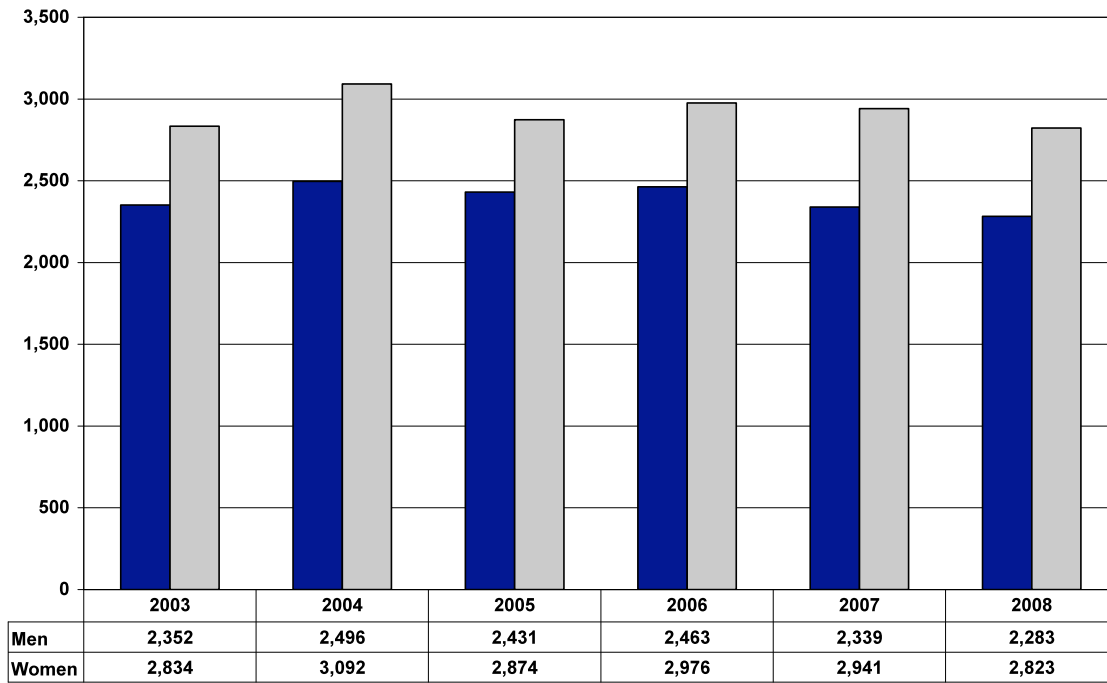
Percentage of Students of Color among Twin Cities Campus New Freshmen, F2003-2008



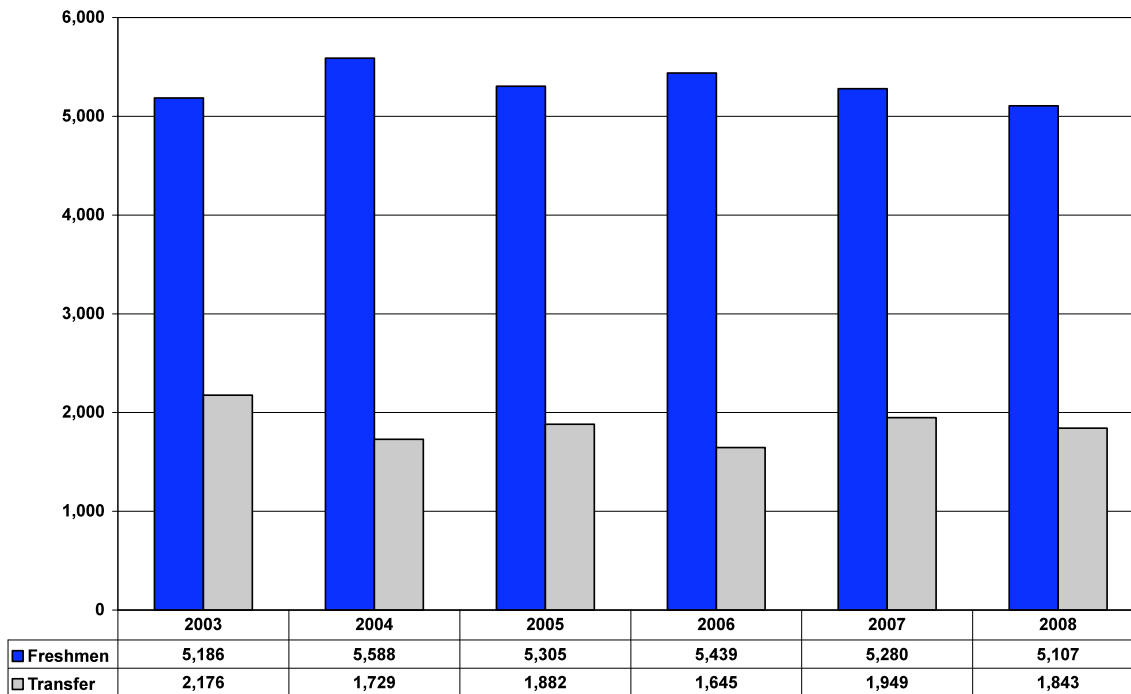
New Freshmen of Color and International Freshmen, Twin Cities Campus, 2003-2008



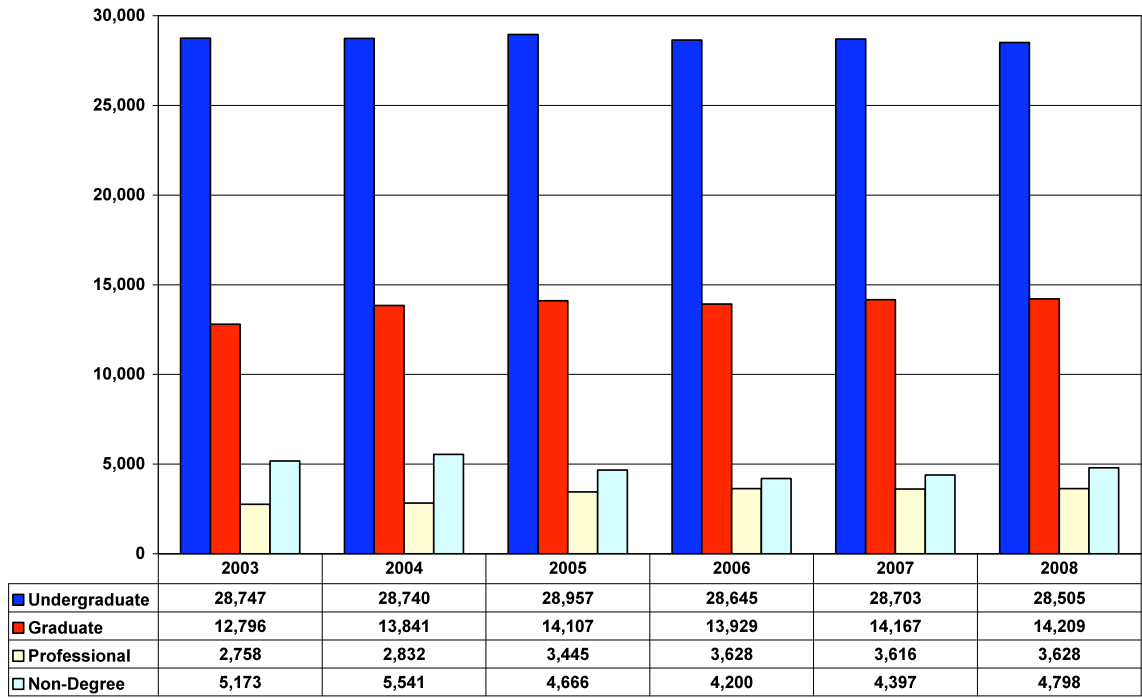
New Twin Cities Campus Freshman by Gender, Fall 2003-2008



Numbers of Twin Cities Campus New Freshmen and New Transfer Students, Fall 2003-2008



Twin Cities Campus Enrollments by Level, Fall 2003-2008



Twin Cities Campus Total Enrollments, Fall 2003-2008

