

UNIVERSITY OF MINNESOTA

# Financial Report

JUNE 30, 1968



UNIVERSITY OF *Minnesota*

---

BUSINESS ADMINISTRATION  
OFFICE OF THE VICE PRESIDENT • MINNEAPOLIS, MINNESOTA 55455

Dr. Malcolm Moos  
President  
University of Minnesota

Dear Dr. Moos:

I am pleased to submit herewith the "Financial Report" of the University of Minnesota for the year ending June 30, 1968.

The records and accounts of the University from which this Report is made and with which it is reconciled are maintained in accordance with the general principles recommended in College and University Business Administration.

The accounts of the University are audited on a regular basis by the Public Examiner of the State of Minnesota whose report is transmitted to the Regents, the administration, and to appropriate state officials.

Respectfully submitted,



Vice President

L. R. Lunden:ps

## THE BOARD OF REGENTS

	Date of First Appointment	Date Term Expires
Elmer L. Andersen, St. Paul	1967	1973
Daniel C. Gainey, Owatonna	1939	1973
Albert V. Hartl, Fergus Falls	1965	1969
Marjorie J. Howard (Mrs. C. Edward), Excelsior	1953	1971
H. L. Huffington, M.D., Waterville	1967	1973
Fred J. Hughes, St. Cloud	1961	1969
L. A. Malkerson, Minneapolis	1951	1971
Charles W. Mayo, M.D., Rochester	1951	1971
William K. Montague, Duluth	1963	1969
George W. Rauenhorst, Olivia	1965	1971
Otto A. Silha, Edina	1961	1969
Herman F. Skyberg, Fisher	1949	1973

## OFFICERS OF THE BOARD

O. Meredith Wilson	President*
Malcolm Moos	President**
L. A. Malkerson	Chairman
Marjorie J. Howard	Vice Chairman
Laurence R. Lunden	Secretary
Clinton T. Johnson	Treasurer
Sterling B. Garrison	Assistant Secretary

## BUSINESS ADMINISTRATION

Laurence R. Lunden	Vice President, Business Administration
Clinton T. Johnson	Assistant Vice President, Business Administration
Roy V. Lund	Assistant Vice President and Director of Plant Services
Sterling B. Garrison	Assistant to the Vice President, Business Administration
Clifford S. Plank	Controller
Alfred H. Cheese	Chief Accountant
Ray F. Archer	Director of Insurance and Retirement
C. Luverne Carlson	Director of University Services
Frank Pieper	Director of Civil Service Personnel
R. Joel Tierney	University Attorney
Francis H. Hassing	Investment Counsel

\* Resigned effective August 31, 1967

\*\* Effective September 1, 1967


# The Year in Brief

One of the highlights of the past fiscal year was the inauguration of Malcolm Moos as tenth president of the University, succeeding O. Meredith Wilson. President Moos came to the University during a period of unusual challenge, dedicated to continue the threefold commitment of the land-grant university to teach, to do research and to provide public service.


The people of Minnesota have always desired unlimited educational opportunities for all citizens of the state. Opportunities in higher education are being provided by the University under this mandate, but ever-increasing demands for knowledge and service appear always to outrun the University's ability to meet those demands. The University is grateful to the Legislature and its many other benefactors who share the view that quality in higher education is essential to the continued economic and cultural growth of the State.

For the operation of the University, the State is the largest single contributor providing the sum of \$63,116,539 (or 32.1% of the total) in the fiscal year July 1, 1967 to June 30, 1968. In addition to this generous support, other sources, which in total exceed the states contribution, are as follows: student tuition and fees which provided \$17,146,177; income from sales and services such as hospitals and clinics, sales of agricultural products, etc. \$30,280,089; Federal contracts and grants \$47,079,540; contracts, gifts and grants from private donors, \$9,847,349; income from operation of auxiliary services, \$27,376,182; and intercollegiate athletics \$1,669,799.

The operating costs associated with additional students, the greater number of students in advanced programs and other services related to instruction have brought the cost of operation to new levels. Total current expenditures for the fiscal year ended June 30, 1968 were \$193,330,729. Of this amount, \$162,900,237 was spent for general, educational and research purposes, \$26,707,102 for auxiliary services and \$3,723,390 for student aid. In addition, \$21,486,115 was expended for physical plant expansion which includes remodeling and rehabilitation of existing buildings as well as structures which are entirely new.



The West Bank — Minneapolis Campus



# This Is Your

## INSTRUCTION

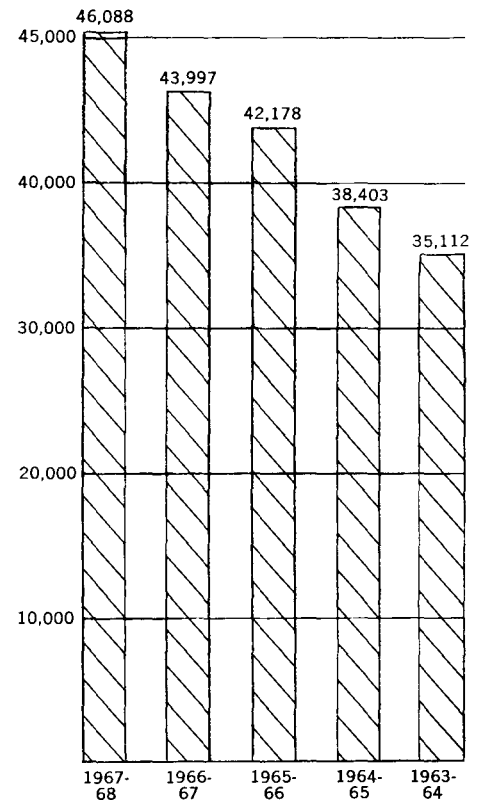
Instruction of the State's youth always has been the University's main function. In the fall quarter of 1967, collegiate enrollment was 46,088 compared to 43,997 in the fall quarter of 1966. In addition, the two-term summer session had an enrollment of 25,466 students, both resident and non-resident. The University serves these students by providing strong curriculums in its 17 separate colleges.

	Resident	%	Non-resident	%	Total
Undergraduate	36,413	94.8	1,995	5.2	38,408
Graduate	3,433	44.7	4,247	55.3	7,680
Total	39,846	86.5	6,242	13.5	46,088

**Enrollment by College  
Fall Quarter 1967**

College of Liberal Arts	16,186
Institute of Technology	3,423
General College	3,717
College of Education	2,724
Institute of Agriculture	2,505
University of Minnesota,	
Duluth	4,837
Morris	1,107
Technical Institute, Crookston	310
School of Business Administration	798
College of Medical Sciences:	
Medical School	603
School of Nursing	322
Other Programs	415
Law School	595
School of Dentistry:	
Dentistry	404
Dental Hygiene	93
College of Pharmacy	294
College of Biological Sciences	49
College of Veterinary Medicine	229
University College	40
Graduate School	7,437
<b>Total</b>	<b>46,088</b>

**Enrollment**



# University

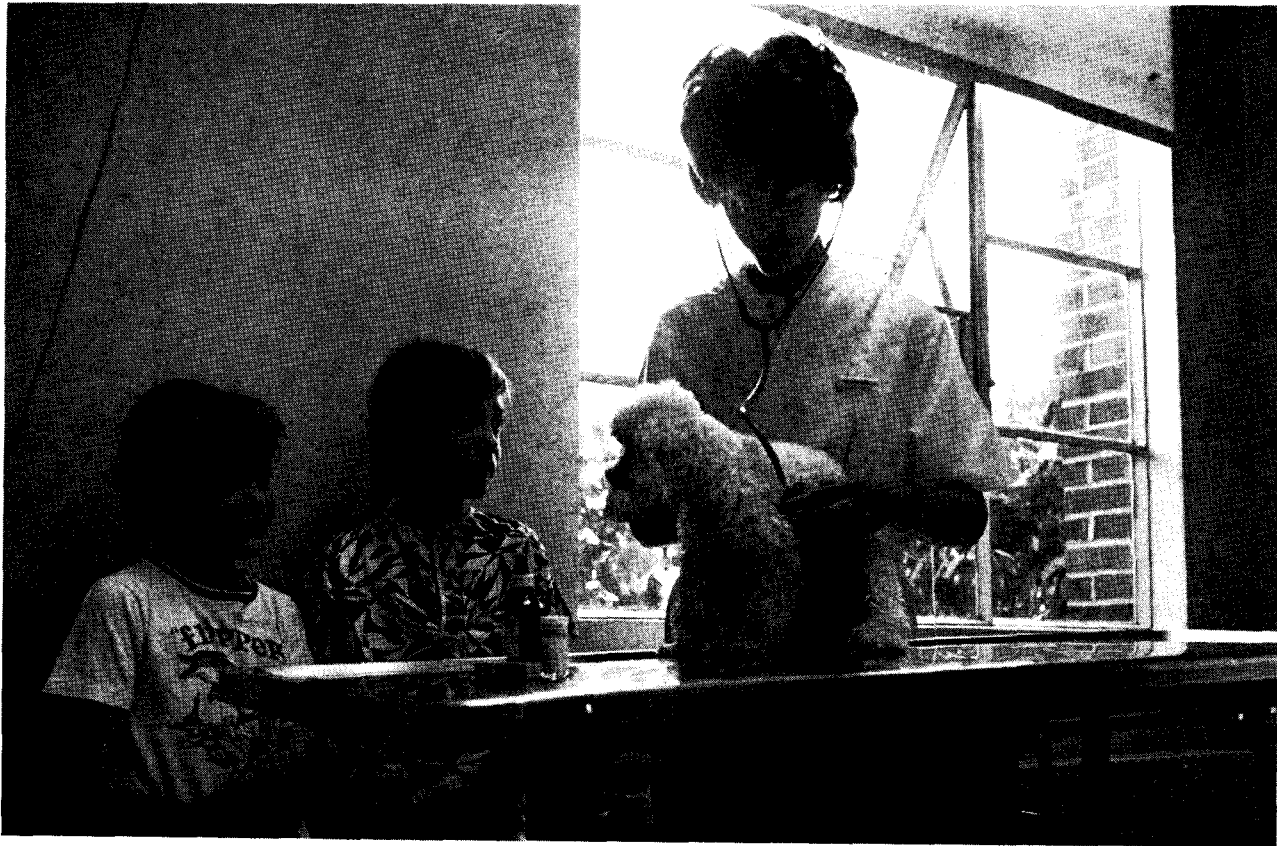
## PUBLIC SERVICE

A second basic function in American universities is interaction with the community at large. This involves three fundamental characteristics. The first of these is interaction beyond the boundaries of the campus and beyond population limits of the regular student body. In the year 1967-68, 85,654 persons paid fees and received instruction in state-wide classes through the General Extension Division, the Cooperative Agricultural Extension Service, agricultural short courses and sub-collegiate schools. The second characteristic is the dissemination of research findings and collection of new research ideas, which illustrates the interaction of instruction, public service and research. The third is to act as a catalytic agent in the economic, social and cultural development of the community.

The University has many units which provide public services of this nature. The Technological Utilization Program acts as an agent in the field of industrial development, the Center for Urban and Regional Affairs acts as an agent in the field of social affairs and the University sponsors productions of the Minnesota Orchestra and the Metropolitan Opera Company to provide cultural development.

The world-renowned University of Minnesota Hospitals, the Veterinary Clinics, the Minnesota Geological Survey, the Artists Course, the Special Lecture Series are a few other examples of interaction with the community. In addition, teams competing in the Intercollegiate Athletic Program draw the interest of spectators throughout the state.

All three characteristics are essential in the development of a strong University.





## RESEARCH

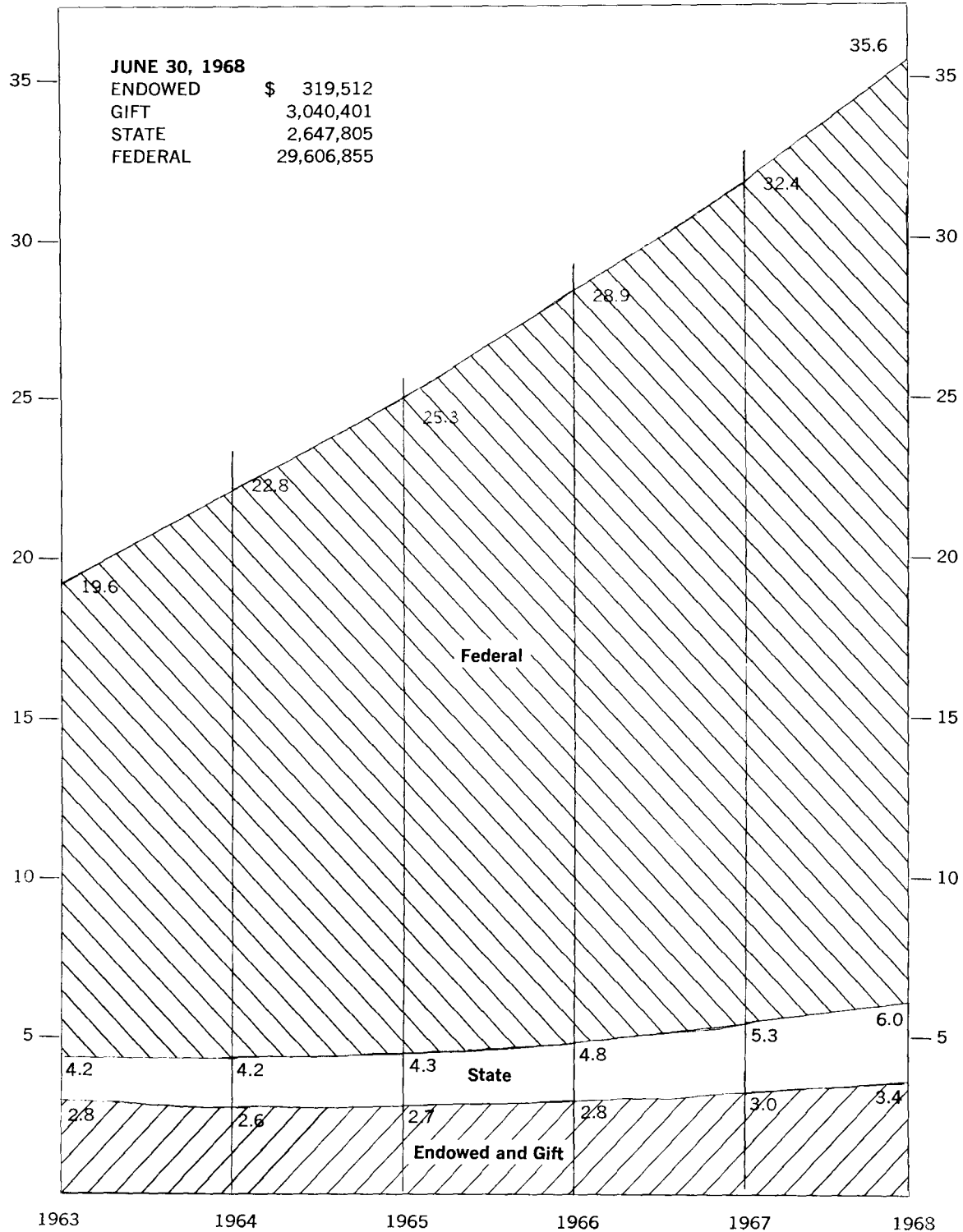
The University expended \$35,614,573 for its sponsored research program during 1967-68. Of this amount, \$29,606,855 was expended on contracts and grants with the Federal Government; \$3,040,401 from gifts from foundations, corporations, and other private sources; \$2,647,805 from the State and \$319,512 from endowment earnings. It is the continued support from all these sources that allows the University to have a strong research program which brings creative men to Minnesota and provides fundamental training for graduate students. Research, rather than being in conflict with the basic purpose of the University which is the education of the youth of Minnesota, is really complementary and basic to the instructional function.

The following is a breakdown of expenditures for sponsored research by unit:

College or School	No. of Projects	Expenditures
College of Liberal Arts	96	\$ 1,292,604
Institute of Technology	443	10,649,818
Institute of Agriculture	222	3,901,131
College of Medical Sciences	659	14,573,780
College of Biological Sciences	68	853,111
College of Veterinary Medicine	53	653,025
School of Dentistry	23	335,256
Space Science Center	36	509,053
College of Pharmacy	11	147,000
College of Education	56	603,441
Graduate School	38	1,501,322
School of Business Administration	18	160,463
University of Minnesota, Duluth	13	97,741
Other Units	29	336,828

**UNIVERSITY OF MINNESOTA**  
**SUMMARY OF RESEARCH EXPENDITURES FROM**  
**ENDOWMENT INCOME, GIFTS AND THE STATE AND FEDERAL GOVERNMENTS**  
**for the Fiscal Year Ending June 30**

MILLIONS OF DOLLARS





# Sources of Funds

FOR CURRENT OPERATIONS

General  
Operations and  
Maintenance Fund

Restricted  
Funds

Auxiliary  
Services  
Fund

## FROM THE STATE

### State Appropriation

\$52,704,047.08

For the general support of instructional, research, and administrative departments, and maintenance of instructional buildings and grounds. Includes income from Permanent University Fund of \$1,974,838.00 and special appropriation of \$817,601.08 to cover State Health and Insurance Plan.

### Indigent Patients

\$ 2,592,032.11

Cost of the indigent patients at the University of Minnesota Hospitals — cost shared by counties.

### Special Projects and Research

7,820,460.00

Includes appropriations that enable the University to perform special projects requested by various interested groups of citizens of the State such as Agricultural Extension, Beneficiation of Manganiferous Ores, General Agricultural Research, Medical Research, Psychopathic and Child Psychiatric Hospitals, Hospital Rehabilitation Center, Livestock Sanitary Board and many other programs.

## STUDENT TUITION AND FEES

17,053,578.81

92,598.50

Includes collegiate, Extension Division, and Summer Session tuition and fees for all campuses.

## SALES AND SERVICES

11,000,055.22

19,280,034.08

Includes hospital and dental infirmary receipts, sale of bulletins and agricultural products, receipts from the operation of University Theatre, the Cancer Detection Center and other receipts.

## AUXILIARY SERVICES

\$27,376,182.44

Includes income from such activities as Dormitories, Dining Halls, Married Student Housing, Printing, Laundry, University Press, and Health Service.

## FEDERAL GOVERNMENT

Instruction, Agricultural Research and Extension.

3,798,517.25

Sponsored Research, Training Programs and Institutes and Other Projects.

43,281,022.34

## CORPORATIONS, FOUNDATIONS, INDIVIDUALS AND OTHER

9,847,348.82

Gifts, Grants and Research Contracts and income from Endowment.

## INTERCOLLEGIATE ATHLETICS

1,669,798.78

Includes Duluth and Morris.

### Totals

\$80,757,681.11

86,712,013.10

\$29,045,981.22

# Uses of Funds

FOR CURRENT OPERATIONS

General  
Operations and  
Maintenance Fund

Restricted  
Funds

Auxiliary  
Services  
Fund

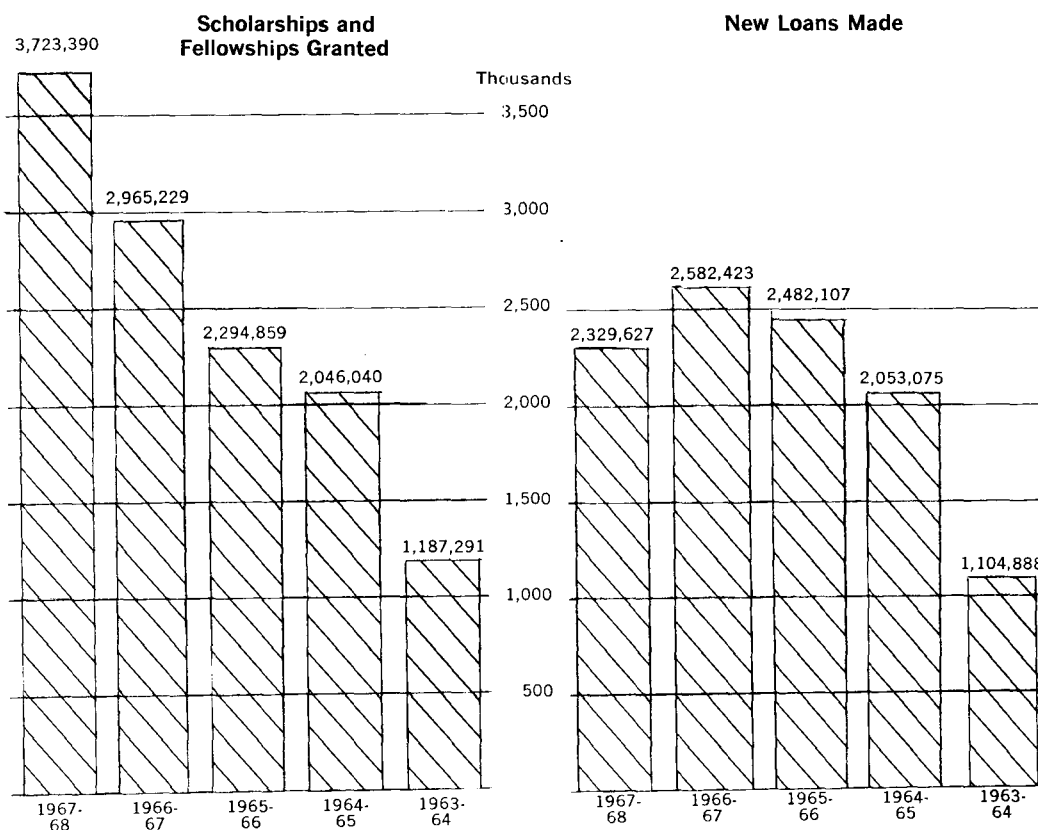
	General Operations and Maintenance Fund	Restricted Funds	Auxiliary Services Fund
<b>ADMINISTRATION</b>	\$ 2,590,863.84	\$ 366,390.44	
The expenses of the offices of the President, the Vice Presidents, the Business Office, the Office of Civil Service Personnel, the Storehouses and other general administrative offices.			
<b>GENERAL EXPENSE</b>	12,803,837.88	335,690.59	
The expenses of the offices of the Dean of Students and Admissions and Records, the cost of staff insurance and retirement, inter-campus bus, truck service, general bulletins and publications, convocations, and other services of a general expense character.			
<b>INSTRUCTION AND DEPARTMENT RESEARCH</b>	40,389,931.68	12,903,138.00	\$ 73,799.19
The expense of college instruction and departmental research, including instructional trust funds.			
<b>LIBRARIES</b>	3,115,197.69	297,592.27	
<b>ORGANIZED ACTIVITIES RELATING TO INSTRUCTIONAL DEPARTMENTS</b>	1,887,629.47	21,835,290.48	
Includes the cost of operating University Hospitals, University High School, University Elementary School, the University Theatre and other related activities.			
<b>EXTENSION AND PUBLIC SERVICES</b>	5,354,836.75	10,676,622.41	
Includes activities such as the General Extension Division, Agricultural Extension, Museum of Natural History.			
<b>BUDGETED AND SPONSORED RESEARCH</b>	3,073,057.88	35,999,116.12	
Includes the Agricultural Experiment Stations, the Mines Experiment Station, and all sponsored research.			
<b>PHYSICAL PLANT OPERATIONS</b>	10,989,231.58	50,452.60	157,508.17
The expenses of maintaining and operating the buildings and other improvements on all campuses.			
<b>AUXILIARY SERVICES</b>	17,472.50	25,291.99	26,664,337.76
Includes expenditures for such activities as Dormitories, Dining Halls, Married Student Housing, Printing, Laundry, University Press, and Health Service.			
<b>STUDENT AID</b>		3,723,390.39	
Includes Fellowships, Scholarships and Prizes.			
<b>TRANSFERS, INCREASE IN OBLIGATIONS, AND OTHER ADJUSTMENTS</b>	535,571.84	499,037.81	2,150,336.10
<b>Totals</b>	<b>\$80,757,681.11</b>	<b>\$86,712,013.10</b>	<b>\$29,045,981.22</b>

# Student Aid and Student Services

In order to serve the ever increasing number of students living away from home, the University through its residence hall building program is attempting to keep pace with the demand for living space convenient to the campuses. In its several types of student housing the University had the following space available as of June 30, 1968.

	Minneapolis and St. Paul	Duluth	Morris	Crookston	Total
Men's Residence Halls	2,378	341	286	160	3,165
Women's Residence Halls	1,556	318	285	55	2,214
Married Student Housing	400				400

The University shares the belief that worthy and needy students should be assisted in every way possible to complete their education. Many private benefactors have helped in the accomplishment of this end by making generous contributions to scholarships and loan funds. As of June 30, 1968, the University had approximately 216 scholarship and fellowship endowment funds in the total principal amount of \$7,036,495. In addition there were 648 funds supported by periodic contributions. The income from gifts, grants and endowments made possible student scholarship and fellowship assistance in the amount of \$3,723,390 in 1967-68. Total principal amount in Loan funds was \$11,500,025 which consisted of 235 separated funds. In addition, approximately 14,000 part time jobs, both on and off campus, were filled by the Office of Student Employment for those students who needed and desired the positions.



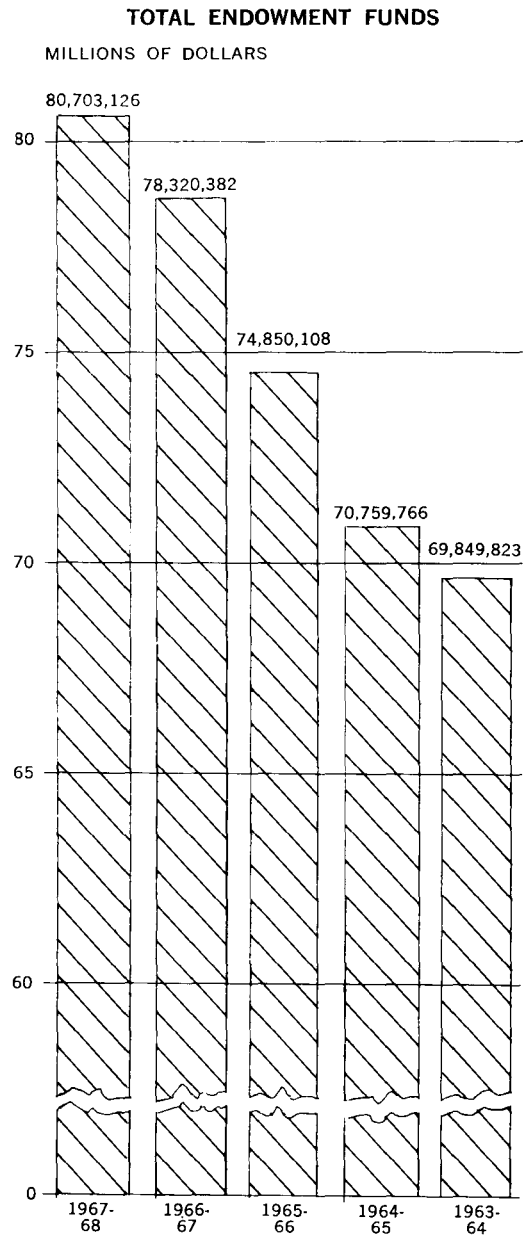
# Endowments

On June 30, 1968, the total endowment of the University had a book value of \$80,703,126 compared with \$78,320,382 at the end of the previous year.

The largest single endowment is the Permanent University Fund, which had a book value of \$48,025,925 on June 30, 1968. The most significant source of principal accretion to the Fund since it was established has been a sharing in the 10% occupational tax on iron ore. However, this revenue by constitutional amendment in 1959 is credited to the State General Revenue Fund, and becomes a part of the annual appropriation to the University. In addition, the net income earned reduces the amount required from the State.

Also included in the Endowment are numerous gifts to the University by corporations, foundations, individuals and groups, the income of which is to be used in a wide variety of research projects, student aid and other educational purposes. The majority of these gifts are pooled and invested in a single Group Investment Fund. The 423 funds which participated as of June 30, 1968 had a book value of \$27,312,209 and a market value of \$30,839,212. The income earned on these funds is distributed to the participants each June 30. The profits on sales of securities and the undistributed income are accumulated in a reserve and reinvested to improve the income of the participating funds.

In addition to those which participate in the Group Investment Pool, the University has 29 funds which are separately invested. The book value of these was \$4,460,780 on June 30, 1968. Also included in the Endowments and having a book value of \$904,212 are seven funds held in trust by local financial institutions.



# Your University Grows

The O. Meredith Wilson Library on the West Bank of the Minneapolis campus nears completion with occupancy anticipated in the fall of 1968. Total cost of the project is estimated to be slightly less than ten million dollars and was financed by State and Federal Grants. One of the features of the new facility is open stacks which allow students and staff to circulate among the millions of books, periodicals and news publications which are available. Library facilities are basic to the instructional process and fundamental to research. This facility will not only allow for greater access by students and staff, but also provide the space for growing numbers of acquisitions which are always necessary to provide effective reference materials.



O. Meredith Wilson Library

## Expenditures by Campus — Plant Funds

Minneapolis	\$14,248,663
St. Paul	3,473,318
Duluth	1,327,265
Morris	1,685,104
Branch Stations	751,768
	<u>\$21,486,114</u>

## Expenditures by Source — Plant Funds

Special State Appropriations	\$ 8,206,443
Auxiliary Enterprise Funds	4,373,573
Federal Funds	6,035,664
Trust Funds	66,730
General Operations and Maintenance Fund	2,937,224
	<u>\$21,486,114</u>

## Total Building Valuation — by Campus

	Major	Minor	Original Cost
Minneapolis	115	23	\$127,694,559
St. Paul	105	58	29,834,345
Duluth	23	12	17,573,558
Morris	15	4	5,559,524
Crookston (includes Station)	17	31	1,953,206
Rosemount Research Center	8	85	771,566
Off-Campus Buildings	7	8	1,362,358
Branch Stations			
Morris	2	22	293,013
Duluth	2	15	174,916
Grand Rapids	5	19	542,492
Itasca	1	57	258,694
Waseca	7	29	3,005,713
Excelsior	1	28	173,839
Cloquet		40	107,216
Lamberton		10	73,368
Rosemount	6	126	719,080
	<u>301</u>	<u>584</u>	<u>\$190,097,447</u>

## INDEX OF SCHEDULES

	<b>Page</b>
Exhibit A — Balance Sheet .....	2
Exhibit B — Summary of Current Funds .....	6
Schedule B-1 — Summary of Income .....	7
Schedule B-2 — Summary of Expenditures .....	8
Schedule B-3 — Summary of Expenditures (by object) .....	9
Schedule B-4 — Statement of Expenditures — Current Funds .....	10
Schedule B-5 — Statement of Income and Expenditures — Auxiliary Enterprises .....	26
Schedule B-6 — Statement of Intercollegiate Athletics Fund .....	28
Schedule B-7 — Current Expenditures — Salaries and Wages .....	30
Schedule B-8 — Summary Statement of Current Funds — Federal Appropriations .....	32
Schedule B-9 — Summary of Statement of Current Funds — Special State Appropriations .....	32
Exhibit C — Statement of Loan Funds .....	34
Exhibit D — Statement of Endowment Funds .....	42
Schedule D-1 — Summary of Endowment Funds .....	64
Schedule D-2 — Summary of Assets — Permanent University Fund .....	64
Exhibit E — Summary Statement of Plant Funds .....	65
Schedule E-1 — Summary of Plant Fund Accounts .....	65
Schedule E-2 — Plant Funds — Operating Accounts .....	66
Schedule E-3 — Plant Funds — Anticipated Income .....	79
Schedule E-4 — Plant Funds — Sinking Funds and Reserves .....	84
Exhibit F — Statement of Investment in Plant .....	85
Schedule F-1 — Summary of Inventory — Land .....	85
Schedule F-2 — Summary of Assets — Buildings .....	86
Schedule F-3 — Summary of Assets — Other Permanent Improvements .....	86
Schedule F-4 — Summary of Assets — Equipment .....	87
Schedule F-5 — Summary of Assets — Museums and Collections ..	88
Schedule F-6 — Summary of Assets — Library and Reference Books .....	89
Schedule F-7 — Summary of Assets — Livestock .....	89
Exhibit G — Statement of Agency Funds .....	90
Exhibit H — Cash and Bank Reconcilement .....	91
Exhibit I — Notes and Bonds Payable Outstanding .....	92

BALANCE SHEET

ASSETS

June 30, 1968

EXHIBIT A

---

<b>Current Funds</b>	
<b>General Operations and Maintenance Fund</b>	
Cash and Temporary Investments . . . . .	\$10,779,728.42
Contingent Fund . . . . .	170,000.00
Stores and Postage Inventory . . . . .	150,000.00
Income Receivable - Permanent University Fund . . . . .	<u>4,224.24</u>
	\$11,103,952.66
<b>Restricted Funds</b>	
Cash and Temporary Investments . . . . .	\$ 9,267,797.72
Contingent Fund . . . . .	60,000.00
Cash in Foreign Currency . . . . .	2,869.89
Stores and Postage Inventory . . . . .	28,567.35
Accounts Receivable - Hospital Reimbursements . . . . .	568,160.75
Insurance Premium Deposits . . . . .	1,234,527.86
Jobs in Process . . . . .	<u>495,324.55</u>
	11,657,248.12
<b>Auxiliary Services Funds</b>	
Cash and Temporary Investments . . . . .	\$ 5,526,651.07
Contingent Fund . . . . .	25,000.00
Accounts Receivable	
General . . . . .	247,452.76
Student Activities . . . . .	11,371.18
Stores and Postage Inventories . . . . .	<u>559,556.83</u>
	6,370,031.84
<b>Total Current Funds . . . . .</b>	<u><u>\$29,131,232.62</u></u>

**BALANCE SHEET  
LIABILITIES AND FUNDS**

June 30, 1968

EXHIBIT A

<b>Current Funds</b>			
<b>General Operations and Maintenance Fund</b>			
Deferred Income . . . . .		\$ 1,323,743.78	
Reserves			
Open Requisitions . . . . .	\$4,431,597.20		
Open Authorizations . . . . .	4,992,868.36		
Stores and Contingent Fund . . . . .	320,000.00		
Fee Refund . . . . .	6,845.28		
		9,737,620.28	
Unobligated Allotments . . . . .		39,105.98	
Unallotted . . . . .		3,482.62	
			\$11,103,952.66
<b>Restricted Funds</b>			
Reserves			
Open Requisitions . . . . .	\$5,668,967.69		
Open Authorizations . . . . .	1,096,331.40		
Reserve for Contingent Fund . . . . .	60,000.00		
Student Deposits and Revolving Accounts . . . . .	6,145.75		
Insurance Premium and OASI Deposits . . . . .	2,120,200.84		
State and Federal Withholding Taxes Payable . . . . .	833,168.64		
Navy Special Pool Account . . . . .	3,357.65		
Navy Advanced Payment Account . . . . .	142,823.87		
State Sales Tax Payable . . . . .	497.27		
Minnesota Daily . . . . .	10,071.00		
Aid for International Development . . . . .	15,000.00		
Contingent Gifts, Grants, and Contracts . . . . .	29,000.00		
Mechanic Payroll Base Rates . . . . .	10,126.47		
Hospital Refunds . . . . .	193.73		
Union Fringe Benefits . . . . .	7,933.94		
Loss on Temporary Investments . . . . .	250,000.00		
		\$10,253,818.25	
Accounts Payable . . . . .		26,681.77	
Unobligated Allotments . . . . .		1,348,674.53	
Unallotted . . . . .		25,203.68	
Foreign Funds . . . . .		2,869.89	
			11,657,248.12
<b>Auxiliary Services Funds</b>			
Deferred Income . . . . .		\$ 536,647.05	
Reserves			
Open Requisitions . . . . .	\$ 970,323.91		
Open Authorizations . . . . .	456,667.55		
Stores and Contingent Fund . . . . .	488,787.28		
Student Deposits and Revolving Accounts . . . . .	50,539.61		
Insurance Premium . . . . .	237,982.59		
Equipment Replacement — Numerical Analysis Center . . . . .	1,660.00		
State Sales Tax Payable . . . . .	1,361.84		
		2,207,322.78	
Unobligated Allotments . . . . .		2,454,338.29	
Unallotted . . . . .		1,171,723.72	
			6,370,031.84
<b>Total Current Funds . . . . .</b>			<b>\$29,131,232.62</b>



# BALANCE SHEET

## ASSETS

June 30, 1968

EXHIBIT A

<b>Loan Funds</b>		
Cash and Temporary Investments . . . . .	\$ 1,418,434.76	
Notes Receivable . . . . .	10,081,590.25	
Collateral at Bank . . . . .	<u>25,210.00</u>	
<b>Total Loan Funds . . . . .</b>		<u><u>\$11,525,235.01</u></u>
<b>Endowment Funds</b>		
<b>Permanent University Fund</b>		
Cash . . . . .	\$ 169,374.14	
Investments . . . . .	\$48,162,316.49	
Unamortized Premiums . . . . .	<u>96,119.93</u>	
	\$48,258,436.42	
Less Unamortized Discounts . . . . .	<u>401,885.55</u>	
<b>Total Permanent University Fund . . . . .</b>	<u>47,856,550.87</u>	\$48,025,925.01
<b>Other Endowment Funds</b>		
Cash . . . . .	\$ 820,969.07	
Investments . . . . .		
Securities . . . . .	\$30,876,465.12	
Unamortized Premiums . . . . .	28,736.73	
Real Estate . . . . .	<u>399,097.00<sup>(1)</sup></u>	
	\$31,304,298.85	
Less Unamortized Discount . . . . .	<u>352,278.93</u>	
<b>Total Investments . . . . .</b>	30,952,019.92	
Funds in Trust . . . . .	<u>904,211.84</u>	
<b>Total Other Endowment Funds . . . . .</b>		<u>32,677,200.83</u>
<b>Total Endowment Funds . . . . .</b>		<u><u>\$80,703,125.84</u></u>
<b>Agency Funds</b>		
Cash . . . . .	\$ 3,887.52	
Investments . . . . .		
Securities . . . . .	154,133.00	
Equipment and Books . . . . .	<u>10,475.00</u>	
<b>Total Agency Funds . . . . .</b>		<u><u>\$ 168,495.52</u></u>
<b>Plant Funds</b>		
<b>Unexpended</b>		
Cash and Temporary Investments . . . . .	\$18,751,869.22	
Notes Receivable — Earle Brown Property . . . . .	1,368,412.23	
Accounts Receivable — State Agriculture Society . . . . .	21,346.50	
Anticipated Income . . . . .		
University . . . . .	\$19,839,950.52	
Tax Collections . . . . .	104,300.00	
Endowments and Gift Funds . . . . .	824,881.51	
Public Agencies . . . . .	<u>28,710,582.95</u>	
Sinking Funds . . . . .	<u>1,621,493.12</u>	
<b>Total Plant Funds . . . . .</b>		<u><u>\$71,242,836.05</u></u>
<b>Invested in Plant</b>		
Land . . . . .	\$ 16,666,001.20	
Buildings . . . . .	190,097,447.28	
Improvements Other Than Buildings . . . . .	11,905,529.84	
Equipment . . . . .	69,345,196.05	
Museum Collections . . . . .	2,821,922.58	
Library and Reference Books . . . . .	13,777,847.43	
Livestock . . . . .	<u>374,206.78</u>	
<b>Total Invested in Plant . . . . .</b>		<u><u>\$304,988,151.16</u></u>

**NOTE:** Amount shown as "Cash and Temporary Investments" in the attached Balance Sheet represents the respective equities of the several funds available for investments in an undivided cash and securities pool, which at June 30, 1968 comprises the following:

Cash on Hand on Deposit (Current, Plant & Loan Funds) . . . . .	\$ 3,239,637.45	
Temporary Investments:		
Securities of the U.S. Government and its agencies . . . . .	\$21,448,880.30	
Commercial Paper . . . . .	10,090,752.42	
Other . . . . .	<u>10,965,211.02</u>	
	<u>42,504,843.74</u>	<u><u>\$45,744,481.19</u></u>

(1) Reduced by \$85,000.00 representing mortgage on Marshall Alworth Property and \$3,600.00 depreciation on Skellett property.

**BALANCE SHEET  
LIABILITIES AND FUNDS**

June 30, 1968

EXHIBIT A

<b>Loan Funds</b>		
Notes Payable – Bank Loans . . . . .	\$ 66,997.89	
Loan Funds . . . . .	11,455,737.12	
Loan Fund Reserve . . . . .	<u>2,500.00</u>	
Total Loan Funds . . . . .		<u>\$11,525,235.01</u>
<b>Endowment Funds</b>		
Permanent University Fund		
For General Purposes . . . . .	\$49,476,799.36	
Reserve . . . . .	<u>16,755.21</u>	
	\$49,493,554.57	
Less Unamortized Losses – U. S. Government Bonds . . . . .	<u>1,467,629.56 (1)</u>	
Total Permanent University Fund . . . . .		\$48,025,925.01
Other Endowment Funds		
For Research . . . . .	\$ 9,209,003.81	
For Student Aid		
Scholarships and Prizes . . . . .	\$7,036,494.71	
Loans . . . . .	<u>250,163.64</u>	
Instructional Trust Funds . . . . .	7,286,658.35	
Funds Subject to Annuity . . . . .	1,376,512.05	
Operating Temporarily as an Endowment	453,565.78	
Subject to Residual Trust Agreement . . . . .	2,550,110.53	
For Other Purposes . . . . .	776,105.31	
Reserves – Group Investments . . . . .	5,897,069.86	
	<u>5,128,175.14</u>	
Total Other Endowment Funds . . . . .		<u>32,677,200.83</u>
Total Endowment Funds . . . . .		<u>\$80,703,125.84</u>
<b>Agency Funds</b>		
Agency Funds . . . . .	\$ 168,495.52	
Total Agency Funds . . . . .		<u>\$ 168,495.52</u>
<b>Plant Funds</b>		
<b>Unexpended</b>		
Bonds Payable . . . . .	\$ 9,842,000.00	
Notes Payable . . . . .	6,989,709.82	
Reserves		
Open Requisitions . . . . .	\$12,567,187.79	
Open Authorizations . . . . .	8,354,153.47	
For Certificates . . . . .	97,787.86	
For Sinking Fund . . . . .	1,210,251.54	
Plant Funds . . . . .	<u>1,501,516.81</u>	
	23,730,897.47	
Unobligated Allotments . . . . .	<u>30,680,228.76</u>	
Total Plant Funds . . . . .		<u>\$71,242,836.05</u>
<b>Invested in Plant</b>		
Net Plant Investments . . . . .	<u>\$304,988,151.16</u>	
Total Invested in Plant . . . . .		<u>\$304,988,151.16</u>

(1) These losses were incurred in the sale of the U. S. Government Bonds which were transferred to the University from the State. This amount will be recovered through charges to income over a period equivalent to the remaining life of the bonds sold. These bonds were sold because, based on current investment yields, the net income (i. e. after amortization of the above losses) would be considerably enhanced.

## SUMMARY OF CURRENT FUNDS

July 1, 1967 to June 30, 1968

**EXHIBIT B**

	Total	General Operations and Maintenance Fund	Restricted Funds	Auxiliary Services Fund
<b>Detail at Beginning of Year</b>				
<b>Reserves</b>				
Encumbrances . . . . .	\$ 19,096,863.31	\$10,505,702.26	\$ 7,241,890.56	\$ 1,349,270.49
Food Stores . . . . .	230,000.00			230,000.00
Contingent Liability – Research Grants & Contracts . . .	1,399.29	1,399.29		
Losses on Temporary Pool . . . . .	250,000.00		250,000.00	
Equipment Replacement – Numerical Analysis Center . .	23,660.00			23,660.00
Unobligated Allotments . . . . .	3,725,562.02	43,523.64	1,514,099.35	2,167,939.03
Unallotted Funds . . . . .	884,160.68	2,315.59	21,292.18	860,552.91
<b>Balance . . . . .</b>	<b>\$ 24,211,645.30</b>	<b>\$10,552,940.78</b>	<b>\$ 9,027,282.09</b>	<b>\$ 4,631,422.43</b>
<b>Add Income</b>				
General, Educational and Research . . . . .	\$163,830,042.42	\$80,757,681.11	\$83,072,361.31	\$
Auxiliary Services & Intercollegiate Athletics . . . . .	29,045,981.22			29,045,981.22
Student Aid . . . . .	3,639,651.79		3,639,651.79	
<b>Total . . . . .</b>	<b>\$196,515,675.43</b>	<b>\$80,757,681.11</b>	<b>\$86,712,013.10</b>	<b>\$29,045,981.22</b>
<b>Balance . . . . .</b>	<b>\$220,727,320.73</b>	<b>\$91,310,621.89</b>	<b>\$95,739,295.19</b>	<b>\$33,677,403.65</b>
<b>Deduct Expenditures</b>				
General, Educational and Research . . . . .	\$162,900,237.04	\$80,204,636.77	\$82,464,292.91	\$ 231,307.36
Auxiliary Services & Intercollegiate Athletics . . . . .	26,707,102.25	17,472.50	25,291.99	26,664,337.76
Student Aid . . . . .	3,723,390.39		3,723,390.39	
<b>Total . . . . .</b>	<b>\$193,330,729.68</b>	<b>\$80,222,109.27</b>	<b>\$86,212,975.29</b>	<b>\$26,895,645.12</b>
<b>Balance . . . . .</b>	<b>\$ 27,396,591.05</b>	<b>\$11,088,512.62</b>	<b>\$ 9,526,319.90</b>	<b>\$ 6,781,758.53</b>
<b>Transfers</b>				
Within Current Funds . . . . .		\$ 58,769.52	\$ 75,418.01	\$ 134,187.53-
To Plant Funds . . . . .	\$ 3,623,111.51-	1,680,227.98-	584,672.50-	1,358,211.03-
To Endowment Funds . . . . .	442,010.85-		437,010.85-	5,000.00-
To Loan Funds . . . . .	192,077.26-		192,077.26-	
From Agency Funds . . . . .	1,200.00		1,200.00	
Transfer to 0515-7260 from Reserve . . . . .	353.50			353.50
<b>Total . . . . .</b>	<b>\$ 4,255,646.12-</b>	<b>\$ 1,621,458.46-</b>	<b>\$ 1,137,142.60-</b>	<b>\$ 1,497,045.06-</b>
<b>Balance . . . . .</b>	<b>\$ 23,140,944.93</b>	<b>\$ 9,467,054.16</b>	<b>\$ 8,389,177.30</b>	<b>\$ 5,284,713.47</b>
<b>Detail of Balance at End of Year</b>				
<b>Reserves</b>				
Encumbrances . . . . .	\$ 17,616,756.11	\$ 9,424,465.56	\$ 6,765,299.09	\$ 1,426,991.46
Food Stores . . . . .	230,000.00			230,000.00
Losses on Temporary Investment Pool . . . . .	250,000.00		250,000.00	
Equipment Replacement – Numerical Analysis Center . .	1,660.00			1,660.00
Unobligated Allotments . . . . .	3,842,118.80	39,105.98	1,348,674.53	2,454,338.29
Unallotted Funds . . . . .	1,200,410.02	3,482.62	25,203.68	1,171,723.72
<b>Total . . . . .</b>	<b>\$ 23,140,944.93</b>	<b>\$ 9,467,054.16</b>	<b>\$ 8,389,177.30</b>	<b>\$ 5,284,713.47</b>

**SUMMARY OF INCOME**  
**July 1, 1967 to June 30, 1968**

**SCHEDULE B-1**

	Total	General Operations and Maintenance Fund	Restricted Funds	Auxiliary Services Fund
<b>1. For General, Educational and Research Purposes</b>				
Student Fees – Tuition . . . . .	\$ 17,105,660.61	\$17,013,062.11	\$ 92,598.50	
Student Course Fees . . . . .	40,516.70	40,516.70		
Public Appropriations and Tax Levies				
Federal Appropriations Per Schedule B-8 . . . . .	3,798,517.25		3,798,517.25	
State Maintenance and Operations* . . . . .	51,886,446.00	51,886,446.00		
State Special Appropriations Per Schedule B-9 . . . . .	10,412,492.11		10,412,492.11	
Special State Health and Insurance Plan . . . . .	817,601.08	817,601.08		
Sales, Services and Miscellaneous Investment Income . . . . .	30,280,089.30	11,000,055.22	19,280,034.08	
Endowments – Earnings and Miscellaneous Income . . . . .	1,158,111.27		1,158,111.27	
Contracts, Gifts, and Grants – Research . . . . .	31,894,245.42		31,894,245.42	
Other Current Purposes . . . . .	16,436,362.68		16,436,362.68	
	<u>163,830,042.42</u>	<u>80,757,681.11</u>	<u>83,072,361.31</u>	
Total (to Exhibit B) . . . . .	\$163,830,042.42	\$80,757,681.11	\$83,072,361.31	
<b>2. For Auxiliary Services and Intercollegiate Athletics</b>				
Auxiliary Services – Dormitories and Dining Halls . . . . .	\$ 7,317,931.69			\$ 7,317,931.69
Auxiliary Services – Student Services . . . . .	11,208,570.30			11,208,570.30
Auxiliary Services – General Services . . . . .	8,639,900.07			8,639,900.07
Auxiliary Services – Other . . . . .	209,780.38			209,780.38
Intercollegiate Athletic Fund – Minneapolis . . . . .	1,508,422.33			1,508,422.33
Intercollegiate Athletic Fund – Duluth . . . . .	128,480.08			128,480.08
Intercollegiate Athletic Fund – Morris . . . . .	25,134.40			25,134.40
Intercollegiate Athletic Fund – Crookston Technical Institute . . . . .	7,761.97			7,761.97
	<u>29,045,981.22</u>			<u>29,045,981.22</u>
Total (to Exhibit B) . . . . .	\$ 29,045,981.22			\$29,045,981.22
<b>3. For Student Aid</b>				
Gifts and Grants . . . . .	\$ 3,218,942.97		\$ 3,218,942.97	
Endowed – Earnings and Miscellaneous Income . . . . .	420,708.82		420,708.82	
	<u>3,639,651.79</u>		<u>3,639,651.79</u>	
Total (to Exhibit B) . . . . .	\$ 3,639,651.79		\$ 3,639,651.79	
Total Current Fund Income . . . . .	\$196,515,675.43	\$80,757,681.11	\$86,712,013.10	\$29,045,981.22
Total Plant Fund Income . . . . .	15,391,959.25	173,116.84	14,221,521.79	997,320.62
	<u>\$211,907,634.68</u>	<u>\$80,930,797.95</u>	<u>\$100,933,534.89</u>	<u>\$30,043,301.84</u>
Grand Total . . . . .	\$211,907,634.68	\$80,930,797.95	\$100,933,534.89	\$30,043,301.84

\*Includes income from the Permanent University Fund of \$1,974,838.00

# SUMMARY OF EXPENDITURES

July 1, 1967 to June 30, 1968

**SCHEDULE B-2**

	Total	General Operations and Maintenance Fund	Restricted Funds	Auxiliary Services Fund
<b>1. For General Educational and Research Purposes</b>				
General Administration . . . . .	\$ 2,957,254.28	\$ 2,590,863.84	\$ 366,390.44	\$
General Expense . . . . .	13,139,578.47	12,803,887.88	335,690.59	
Instruction and Departmental Research				
College of Liberal Arts . . . . .	9,357,396.01	9,256,933.46	100,462.55	
Institute of Technology . . . . .	7,101,396.06	7,032,037.46	69,358.60	
Institute of Agriculture . . . . .	3,891,977.43	3,729,312.08	162,665.35	
College of Medical Sciences . . . . .	4,071,555.95	4,009,761.61	61,794.34	
College of Biological Sciences . . . . .	1,331,655.84	1,328,417.54	3,238.30	
College of Veterinary Medicine . . . . .	1,322,887.91	1,320,461.91	2,426.00	
School of Dentistry . . . . .	1,357,786.08	1,357,786.08		
Law School . . . . .	921,951.71	921,951.71		
College of Pharmacy . . . . .	416,981.28	416,981.28		
College of Education . . . . .	3,058,016.50	2,715,921.72	268,295.59	73,799.19
Summer Session . . . . .	1,629,092.32	1,629,092.32		
Graduate School . . . . .	563,187.04	281,645.18	281,541.86	
School of Business Administration . . . . .	1,212,636.37	1,210,220.37	2,416.00	
University of Minnesota, Morris . . . . .	1,073,944.29	1,067,638.48	6,305.81	
University College . . . . .	5,078.80	5,078.80		
General College . . . . .	1,102,665.02	1,102,665.02		
University of Minnesota, Duluth . . . . .	2,942,260.80	2,926,445.80	15,815.00	
Military Departments . . . . .	28,532.30	28,532.30		
University of Minnesota Technical Institute, Crookston	437,724.35	49,048.56	388,675.79	
Instructional Trust Funds . . . . .	11,540,142.81		11,540,142.81	
Organized Activities Relating to Instructional Departments				
University Hospitals . . . . .	22,115,185.53	1,419,249.58	20,695,935.95	
Others . . . . .	1,607,734.42	468,379.89	1,139,354.53	
Extension and Public Service				
General Extension Division . . . . .	4,564,025.30	4,564,025.30		
Agricultural Extension . . . . .	4,038,223.11	87,573.31	3,950,649.80	
Other . . . . .	7,429,210.75	703,238.14	6,725,972.61	
Libraries . . . . .	3,412,789.96	3,115,197.69	297,592.27	
Budgeted Research				
Agricultural Experiment Stations . . . . .	4,911,112.00	2,159,907.57	2,751,204.43	
Other Budgeted Research . . . . .	2,273,011.47	913,150.31	1,359,861.16	
Sponsored Research . . . . .	31,888,050.53		31,888,050.53	
Physical Plant - Operations and Maintenance				
Minneapolis Campus . . . . .	7,154,662.88	7,019,815.41	8,316.26	126,531.21
St. Paul Campus . . . . .	2,150,956.95	2,150,956.95		
Duluth Campus . . . . .	1,112,985.87	1,112,652.87		333.00
Morris Campus . . . . .	310,079.75	310,079.75		
Crookston Campus . . . . .	60,423.44	18,352.16	42,071.28	
Rosemount . . . . .	201,400.37	201,400.37		
Other Physical Plant . . . . .	206,683.09	175,974.07	65.06	30,643.96
Total (to Exhibit B) . . . . .	<u>\$ 162,900,237.04</u>	<u>\$ 80,204,636.77</u>	<u>\$ 82,464,292.91</u>	<u>\$ 231,307.36</u>
<b>2. Auxiliary Services and Intercollegiate Athletics</b>				
Athletics				
Minneapolis Campus . . . . .	\$ 20,064,667.58	\$ 17,472.50	\$ 25,291.99	\$ 20,021,903.09
Athletics - Minneapolis . . . . .	1,361,924.53			1,361,924.53
St. Paul . . . . .	2,285,626.30			2,285,626.30
Duluth Campus . . . . .	1,668,210.63			1,668,210.63
Athletics - Duluth . . . . .	143,332.66			143,332.66
Morris Campus . . . . .	727,146.33			727,146.33
Crookston Campus . . . . .	238,002.35			238,002.35
Other . . . . .	218,191.87			218,191.87
Total (to Exhibit B) . . . . .	<u>\$ 26,707,102.25</u>	<u>\$ 17,472.50</u>	<u>\$ 25,291.99</u>	<u>\$ 26,664,337.76</u>
<b>3. Student Aid</b>				
Gifts and Grants . . . . .	\$ 3,398,422.07		\$ 3,398,422.07	
Endowed . . . . .	324,968.32		324,968.32	
Total (to Exhibit B) . . . . .	<u>\$ 3,723,390.39</u>		<u>\$ 3,723,390.39</u>	
Total Current Fund Expenditures	<u>\$ 193,330,729.68</u>	<u>\$ 80,222,109.27</u>	<u>\$ 86,212,975.29</u>	<u>\$ 26,895,645.12</u>
Total Plant Fund Expenditures	<u>21,486,114.52</u>	<u>2,937,224.39</u>	<u>14,175,377.10</u>	<u>4,373,513.03</u>
Grand Total	<u><u>\$ 214,816,844.20</u></u>	<u><u>\$ 83,159,333.66</u></u>	<u><u>\$ 100,388,352.39</u></u>	<u><u>\$ 31,269,158.15</u></u>

# SUMMARY OF EXPENDITURES

## By Object

July 1, 1967 to June 30, 1968

SCHEDULE B-3

	Total	General Operations and Maintenance Fund	Restricted Funds	Auxiliary Services Fund
<b>Current Funds</b>				
Salaries and Wages . . . . .	\$110,295,223.15	\$56,698,253.97	\$44,491,476.51	\$ 9,105,492.67
Supplies and Expense . . . . .	74,560,026.16	20,686,260.94	36,851,881.79	17,021,883.43
Equipment . . . . .	7,023,699.93	1,715,671.84	4,701,193.67	606,834.42
Buildings . . . . .	800,462.00	578,288.37	149,261.94	72,911.69
Improvements . . . . .	541,248.51	458,927.90	13,070.66	69,249.95
Land . . . . .	110,069.93	84,706.25	6,090.72	19,272.96
Total Current Funds . . . . .	<u>\$193,330,729.68</u>	<u>\$80,222,109.27</u>	<u>\$86,212,975.29</u>	<u>\$26,895,645.12</u>
<b>Plant Funds (Schedule E-1)</b>				
Salaries . . . . .	\$ 1,177.80	\$ 311,301.51	\$ 244,156.68	\$ 192,174.75
Supplies and Expense . . . . .	747,632.94	614,449.27	519,431.07	99,352.87
Equipment . . . . .	1,233,233.21	1,629,197.61	12,188,286.46	3,540,430.70
Buildings . . . . .	17,357,914.77	567,578.09	654,747.00	177,816.20
Improvements . . . . .	745,394.29	382,276.00	654,747.00	363,738.51
Land . . . . .	1,400,761.51	382,276.00	654,747.00	363,738.51
Total Plant Funds . . . . .	<u>\$ 21,486,114.52</u>	<u>\$ 2,937,224.39</u>	<u>\$14,178,377.10</u>	<u>\$ 4,373,513.03</u>
Grand Total . . . . .	<u>\$214,816,844.20</u>	<u>\$83,159,333.66</u>	<u>\$100,388,352.39</u>	<u>\$31,269,158.15</u>

**STATEMENT OF EXPENDITURES – CURRENT FUNDS**

July 1, 1967 to June 30, 1968

**SCHEDULE B-4**

Dept. No.	Total	Salaries and Wages	Supplies and Expenses	Equipment	Buildings and Improvements
<b>General Administration</b>					
0100-1100	Board of Regents . . . . .	\$ 42,081.66	\$ 15,168.06	\$ 26,605.60	\$ 308.00
0100-1101	Office of the President . . . . .	140,502.40	132,996.50	6,409.23	1,096.67
0100-1102	Office of the Vice President – Academic Administration. . . . .	132,768.93	124,554.17	7,477.94	736.82
0100-1103	Office of the Vice President – Business Administration. . . . .	95,822.63	94,384.77	811.16	626.70
0100-1104	Business Office. . . . .	613,374.35	568,593.67	36,373.38	7,982.83
0100-1105	Office of Civil Service Personnel. . . . .	448,897.36	390,469.02	55,784.51	2,643.83
0100-1106	Office of the Treasurer . . . . .	21,891.64	20,155.29	1,646.60	89.75
0100-1107	Office of the University Attorney . . . . .	52,407.07	48,688.10	3,718.97	
0100-1108	Purchasing . . . . .	97,946.84	84,699.01	11,912.42	1,335.41
0100-1109	General Storehouse . . . . .	147,349.20	131,713.72	9,662.16	5,973.32
0100-1110	Chemical Storehouse . . . . .	93,119.83	92,462.16	86.77	
0100-1111	University Services . . . . .	35,779.96	28,694.16	3,283.19	3,802.61
0100-1112	Department of Insurance and Retirement . . . . .	95,782.12	89,620.67	4,101.35	2,060.10
0100-1113	Office of the Vice President for Educational Relationships and Development . . . . .	230,693.20	154,245.03	72,405.22	4,042.95
0940-1113	Fred B. Snyder – Greater University Fund . . . . .	4,849.57		4,849.57	
0950-1115	The Business Office – Research Contracts and Grants . . . . .	266,787.49	225,558.67	36,437.40	4,791.42
0960-1111	University Services – Westbrook Hall . . . . .	26,896.38		26,896.38	
0960-1116	Investment Overhead . . . . .	67,857.00	50,351.79	17,505.21	
0100-1117	Data Processing Center . . . . .	342,446.65	254,483.82	83,990.93	3,971.90
	<b>Total . . . . .</b>	<b>\$ 2,957,254.28</b>	<b>\$ 2,506,838.61</b>	<b>\$ 409,957.99</b>	<b>\$ 39,462.31</b>
					<b>\$ 995.37</b>
<b>General Expense – Student Services</b>					
0100-1200	Dean of Students. . . . .	\$ 1,533,601.20	\$ 1,401,267.49	\$ 120,649.61	\$ 11,684.10
0100-1201	Admissions and Records . . . . .	851,780.24	796,359.70	43,542.24	11,878.30
0100-1202	Inter-Campus Bus . . . . .	240,122.90		234,718.13	
0100-1203	Placement Inquiries Clearance Office . . . . .	5,468.05	5,101.01	367.04	
0100-1204	Army, Air Force and Navy Storeroom . . . . .	15,842.29	15,599.01	243.28	
0100-1205	Office of Admissions and Records – St. Paul . . . . .	76,985.11	70,393.53	5,535.04	1,056.54
0100-1206	Office of Student Personnel Services – Duluth . . . . .	291,802.77	262,247.60	25,361.04	4,194.13
0100-1207	Transportation – Duluth . . . . .	13,578.32	223.60	13,354.72	
0100-1208	Student Personnel Office . . . . .	138,493.12	133,688.68	2,757.09	2,047.35
0100-1209	Student Services – Morris . . . . .	70,195.79	60,641.20	9,165.77	388.82
0306-1209	Student Services – Morris . . . . .	355.00			355.00
0100-1210	Identification System . . . . .	18,237.86	10,556.66	6,840.49	840.71
0930-1210	Student Organization Development Fund . . . . .	425.00		425.00	
0930-1211	Alumni Fund Nursing Student Services . . . . .	998.99		223.49	775.50
0100-1212	Student Counseling Services – Morris . . . . .	32,348.70	28,685.45	3,228.25	435.00
0100-1213	Bureau of Recommendations – Educ. Support . . . . .	79,257.31	78,857.91	399.40	
<b>General Expense – Staff Benefits</b>					
0100-1300	Staff Insurance and Retirement . . . . .	2,772,705.40		2,772,705.40	
0100-1301	Workmen's Compensation Claims . . . . .	78,110.78		78,110.78	
0100-1302	Unemployment Compensation Claims . . . . .	17,878.68		17,878.68	
0100-1303	Staff Housing Bureau . . . . .	5,411.33	4,822.33	589.00	
0100-1304	Retirement Allowance . . . . .	385,695.76	385,695.76		
0910-1304	Carnegie Foundation Retirement Allowance . . . . .	20,470.42	20,470.42		
0950-1304	Retirement Allowance – Special. . . . .	32,533.70	32,533.70		
0100-1305	State Employees Retirement Costs . . . . .	910,993.20		910,993.20	
0100-1306	Old Age and Survivors Insurance Costs . . . . .	1,478,409.17		1,478,409.17	
0100-1307	Staff Travel Insurance. . . . .	3,978.28		3,978.28	
0100-1308	State Insurance and Health Benefit Plan – Employer. . . . .	1,075,506.02		1,075,506.02	
<b>General Expense – Other</b>					
0100-1400	Office of the Field Auditor . . . . .	44,195.39	44,665.06	656.67	187.00
0100-1401	Department of Alumni Relations . . . . .	106,680.59	60,848.29	45,651.57	180.73
0100-1402	Department of University Relations. . . . .	288,520.16	169,653.41	113,467.00	4,637.15

STATEMENT OF EXPENDITURES – CURRENT FUNDS

July 1, 1967 to June 30, 1968

SCHEDULE B-4

Dept. No.	Total	Salaries and Wages	Supplies and Expenses	Equipment	Buildings and Improvements	
0100-1403	Glassblowing Shop . . . . .	65,036.27	48,363.76	15,955.71	716.80	
0100-1404	Scientific Apparatus Repair Shop . . . . .	159,996.12	117,147.19	37,919.22	4,929.71	
0100-1405	Truck Service . . . . .	220,665.48	87,730.69	73,140.32	59,794.47	
0100-1406	Convocations . . . . .	31,337.53	7,367.85	23,969.68		
0100-1407	Bulletins and Annual Reports . . . . .	218,177.88		218,177.88		
0100-1409	University Address Book and Publications . . . . .	65,498.32	25,422.18	40,076.14		
0100-1410	Post Office and Campus Mail . . . . .	44,484.69	41,929.80	1,787.13	767.76	
0100-1411	Motor Vehicle Insurance . . . . .	7,825.68		7,825.68		
0100-1412	University Press Publications . . . . .	96,438.72	11,824.80	84,613.92		
0100-1413	Department of Police . . . . .	330,169.42	293,496.76	21,967.73	14,704.93	
0100-1414	Minnesota Alumni Fund . . . . .	32,832.77	12,854.47	18,506.92	1,471.38	
0100-1416	General Expense . . . . .	107,122.56		105,074.07	392.90	1,655.59
0100-1417	News Service – Duluth . . . . .	39,015.26	36,865.90	1,953.61	195.75	
0100-1418	Radiation and Environmental Health . . . . .	93,684.22	79,517.06	13,262.97	904.19	
0100-1419	Photo Laboratory – St. Paul . . . . .	20,570.12	14,355.12	6,215.00		
0100-1420	Audio-Visual Education Service – Support . . . . .	138,674.92	113,072.00	10,053.36	15,549.56	
0930-1420	Audio-Visual Education Service Fund . . . . .	130.00			130.00	
0100-1421	Scientific Computing Laboratory . . . . .	111,198.00		111,198.00		
0950-1421	University Computer Center – Subsidy Budget . . . . .	238,480.74		238,480.74		
0910-1422	Minnesota Medical Foundation Executive Office Account . . . . .	30,603.37	22,057.38	8,545.99		
0100-1424	Cedar Creek Natural History Area . . . . .	9,630.81	6,486.00	3,531.01		386.20-
0100-1428	Research Costs – Emergencies and Contingencies . . . . .	10,294.86	2,241.59	7,841.77	211.50	
0100-1432	General Classroom Equipment . . . . .	14,999.18		14,936.18	63.00	
0100-1437	Office of International Programs . . . . .	125,090.86	112,022.57	10,992.04	1,809.42	266.83
0100-1440	Printing Coordinator – Support . . . . .	39,368.17	24,579.27		14,788.90	
0100-1445	Undergraduate Instructional Scientific Equipment Program – Physics – Matching Funds . . . . .	27.00-		27.00-		
0100-1449	Undergraduate Instructional Scientific Equipment Program – Botany – Matching Funds . . . . .	140.45-		56.69-	83.76-	
0100-1450	Undergraduate Instructional Scientific Equipment Program – Biology – Duluth – Matching Funds . . . . .	70.26-		.35	70.61-	
0100-1452	Undergraduate Instructional Scientific Equipment Program – Civil Engineering – Matching Funds . . . . .	1,593.79		180.45	1,413.34	
0100-1453	Undergraduate Instructional Scientific Equipment Program – Geology and Geophysics – Matching Funds . . . . .	50.85-			50.85-	
0100-1454	Undergraduate Instructional Scientific Equipment Program – Anthropology and Physiology – Matching Funds . . . . .	1,890.30		475.58	1,414.72	
0100-1455	Undergraduate Instructional Scientific Equipment Program – Geography – Matching Funds . . . . .	146.41		67.20	79.21	
0100-1456	Office of the Planning Coordinator . . . . .	77,104.77	51,877.71	23,818.58	1,408.48	
0100-1459	Statistical Center Support . . . . .	14,381.30	13,892.92	274.17	214.21	
0950-1459	Statistical Center – Self Supporting . . . . .	10,676.37	9,002.33	1,674.04		
0100-1460	Undergraduate Instructional Scientific Equipment Program – Geology – Duluth – Matching Funds . . . . .	85.70		85.70		
0100-1462	Undergraduate Instructional Scientific Equipment Program – Civil Engineering – Matching Funds . . . . .	4,054.67			4,054.67	
0100-1463	Undergraduate Instructional Scientific Equipment Program – Electrical Engineering – Matching Funds . . . . .	5,622.43			5,622.43	
0100-1464	Undergraduate Instructional Scientific Equipment Program – Physics – Duluth – Matching Funds . . . . .	1,590.87		348.26	1,242.61	
0100-1465	Undergraduate Instructional Scientific Equipment Program – Chemistry – Matching Funds . . . . .	72.35		72.35		



**STATEMENT OF EXPENDITURES -- CURRENT FUNDS**

**July 1, 1967 to June 30, 1968**

**SCHEDULE B-4**

Dept. No.		Total	Salaries and Wages	Supplies and Expenses	Equipment	Buildings and Improvements
0100-1466	Undergraduate Instructional Scientific Equipment Program -- Physics -- Matching Funds . . . . .	8,111.87	945.45	883.41	6,283.01	
0100-1467	Undergraduate Instructional Scientific Equipment Program -- Biological Sciences -- Matching Funds . . . . .	3,818.94			3,818.94	
0100-1468	Undergraduate Instructional Scientific Equipment Program -- Psychology -- Matching Funds . . .	8,591.69		1,781.61	6,810.08	
0100-1469	Undergraduate Instructional Scientific Equipment Program -- Morris -- Matching Funds . . . . .	2,676.52		156.80	2,519.72	
0100-1470	Undergraduate Instructional Scientific Equipment Program -- Entomology -- Matching Funds . . . . .	651.80		115.80	536.00	
0100-1472	Debt Service G. M. Building . . . . .	6,075.00		6,075.00		
0100-1474	Undergraduate Teaching Equipment Program -- Electrical Engineering Matching Funds, USOE Title VI . . . . .	9,650.29			9,650.29	
0100-1475	Undergraduate Teaching Equipment Program -- Biological Sciences -- Matching Funds, USOE Title VI . . . . .	8,618.43			8,618.43	
0100-1476	Undergraduate Teaching Equipment Program -- Biological, Physical, and Social Sciences -- UMD -- Matching Funds, USOE Title VI . . . . .	279.49		89.80	189.69	
0100-1477	Undergraduate Teaching Equipment Program in TV -- UMD Matching Funds -- USOE Title VI . . . . .	2,446.16			2,446.16	
0100-1478	Undergraduate Teaching Equipment Program -- Mathematics and Foreign Languages -- UMD -- Matching Funds -- USOE Title VI . . . . .	1,405.18			1,405.18	
0100-1481	Space Science Center Special Allotment . . . . .	886.12		91.62	794.50	
0930-1482	Minnesota Alumni Association Special	1,017.00	1,017.12	.12		
0100-1484	Undergraduate Teaching Equipment Program -- UMD -- Matching Funds -- USOE Title VI . . . . .	10,452.42		113.78	10,338.64	
0100-1485	Undergraduate Teaching Equipment Program -- UMM -- Matching Funds -- USOE Title VI . . . . .	10,737.47		934.27	9,803.20	
0100-1486	Undergraduate Instructional Scientific Program -- Geography -- Duluth . . . . .	2,048.93		893.93	1,155.00	
0100-1487	Undergraduate Instructional Scientific Program -- Civil Engineering . . . . .	16,498.00			16,498.00	
0100-1489	Undergraduate Instructional Scientific Program -- Electrical Engineering . . . . .	11,686.75		1,753.71	9,933.04	
0100-1490	Graduate Equipment Program -- Electrical Engineering . . . . .	1,959.61	1,285.07	556.04	118.50	
0100-1492	National Science Foundation -- Undergraduate Instructional Scientific Program -- Agricultural Engineering . . . . .	14,800.00			14,800.00	
0100-1493	College of Liberal Arts Education Development Fund . . . . .	26,566.60	10,051.93	15,873.73	640.94	
0100-1494	Purchase of Service Terminals Building-Interest . . . . .	4,931.45		4,931.45		
0100-1495	University Computer Services . . . . .	12,053.41	11,916.74	136.67		
0100-1501	St. Paul Computer Center . . . . .	14,777.46		14,777.46		
	<b>Total -- All General Expense Items . . . . .</b>	<b>\$ 13,139,578.47</b>	<b>\$ 4,739,634.47</b>	<b>\$ 8,115,546.04</b>	<b>\$ 276,694.37</b>	<b>\$ 7,703.59</b>
<b>Instruction and Departmental Research</b>						
<b>College of Liberal Arts</b>						
0100-2000	Administration . . . . .	\$ 900,717.21	\$ 724,493.42	\$ 107,323.57	\$ 68,585.55	\$ 314.67
0100-2001	Anthropology . . . . .	208,308.72	197,916.93	8,803.16	1,588.63	
0100-2002	Art History . . . . .	259,322.81	235,214.01	21,414.13	2,694.67	
0100-2004	Classics . . . . .	141,909.42	137,616.83	4,224.64	67.95	
0100-2005	Economics . . . . .	508,617.85	490,593.89	17,396.77	627.19	
0330-2005	Economics . . . . .	438.59		438.59		
0100-2006	English . . . . .	951,904.76	944,072.16	4,437.83	3,394.77	
0207-2006	Morrill Nelson Fund . . . . .	3,482.00	3,300.12	181.88		
0210-2006	Bankhead Jones Fund . . . . .	38,375.50	36,464.94	1,910.56		

**STATEMENT OF EXPENDITURES – CURRENT FUNDS**

**July 1, 1967 to June 30, 1968**

**SCHEDULE B-4**

Dept. No.	Total	Salaries and Wages	Supplies and Expenses	Equipment	Buildings and Improvements	
0100-2008	Geography . . . . .	262,885.11	240,754.16	16,312.70	4,642.67	1,175.58
0100-2010	Studio Arts . . . . .	252,667.96	222,599.37	24,184.66	5,866.84	17.09
0100-2011	German . . . . .	226,323.37	222,168.41	2,645.33	1,509.63	
0100-2012	Language Laboratory . . . . .	50,285.40	40,073.02	7,242.70	2,969.68	
0100-2013	History . . . . .	559,736.13	543,220.12	13,351.11	3,103.40	61.50
0100-2014	School of Journalism and Mass Communication . . . . .	305,491.05	288,578.92	15,871.29	1,040.84	
0400-2014	William J. Murphy Endowment . . . . .	58,166.46	35,342.27	20,092.96	1,637.23	1,094.00
0100-2015	School of Social Work . . . . .	249,805.83	242,385.82	7,068.12	351.89	
0100-2016	Department of Linguistics . . . . .	42,013.40	40,107.24	1,035.49	870.67	
0100-2017	Music . . . . .	493,963.45	429,202.08	56,911.62	7,692.94	156.81
0100-2019	Philosophy . . . . .	201,852.96	184,181.93	17,150.23	520.80	
0100-2021	Political Science . . . . .	414,324.52	399,732.06	12,863.46	581.94	1,147.06
0100-2022	Public Administration Center. . . . .	52,614.71	47,262.00	5,201.94	150.77	
0100-2023	Psychology . . . . .	521,566.35	475,834.69	34,534.94	10,705.00	491.72
0100-2024	Romance Languages. . . . .	497,840.99	490,241.99	5,132.77	2,466.23	
0100-2025	Scandinavian . . . . .	39,911.47	38,257.01	806.65	847.81	
0100-2026	Sociology . . . . .	471,444.61	437,510.34	26,150.25	7,784.02	
0100-2027	Speech and Theater Arts . . . . .	543,629.42	479,580.41	28,513.89	35,535.12	
0100-2030	American Studies Program . . . . .	47,199.93	44,019.95	2,572.09	607.89	
0100-2031	International Relations and Area Studies . . . . .	14,209.89	12,469.84	1,740.05		
0100-2033	Library School . . . . .	136,621.79	128,569.78	6,500.24	1,551.77	
0100-2034	Statistics . . . . .	76,159.39	136,135.86	2,906.75	116.78	
0100-2035	Family Study Center. . . . .	70,908.60	65,770.62	4,273.48	864.50	
0100-2036	Middle Eastern Languages . . . . .	57,325.87	55,806.82	1,084.72	434.33	
0100-2037	East and South Asian Languages. . . . .	136,751.10	134,016.46	2,138.23	596.41	
0100-2038	Slavic and East European Languages Comparative Literature Program . . . . .	89,877.27	86,577.53	2,039.56	1,260.18	
0100-2039	Communication Program . . . . .	2,795.44	2,666.70	128.74		
0100-2040	Humanities Program. . . . .	81,452.40	78,950.14	2,087.21	415.05	
0100-2041	Natural Science Program . . . . .	190,594.18	188,626.78	1,766.55	200.85	
0100-2042	Social Science Program . . . . .	43,382.26	33,924.52	8,405.55	1,052.19	
0100-2043	International Relations and Area Studies . . . . .	92,517.84	91,358.80	1,159.04		
	<b>Total . . . . .</b>	<b>\$ 9,357,396.01</b>	<b>\$ 8,682,597.94</b>	<b>\$ 498,003.45</b>	<b>\$ 172,336.19</b>	<b>\$ 4,458.43</b>
<b>Institute of Technology</b>						
0100-2100	Administration. . . . .	\$ 126,801.29	\$ 97,379.33	\$ 26,625.60	\$ 2,796.36	\$
0100-2102	School of Architecture . . . . .	237,486.10	222,763.34	11,200.07	3,360.86	161.83
0100-2103	Civil Engineering and Hydraulics . . . . .	415,206.05	389,626.21	18,202.69	7,377.15	
0100-2105	Electrical Engineering . . . . .	709,790.28	643,341.53	30,542.67	35,784.64	121.44
0210-2105	Bankhead Jones Fund. . . . .	6,613.50	6,280.02	333.48		
0100-2107	Mathematics . . . . .	1,371,934.87	1,353,486.27	15,986.42	2,462.18	
0207-2107	Morrill Nelson Fund . . . . .	9,576.20	9,077.04	499.16		
0210-2107	Bankhead Jones Fund . . . . .	23,551.00	22,377.96	1,173.04		
0100-2110	School of Mechanical and Aerospace Engineering . . . . .	2,187.12		1,406.88	780.24	
0100-2111	School of Mechanical and Aerospace Engineering – Department of Mechanical Engineering . . . . .	609,555.25	572,613.46	31,149.69	5,694.64	97.46
0207-2111	Morrill Nelson Fund. . . . .	3,269.00	3,100.14	168.86		
0210-2111	Bankhead Jones Fund . . . . .	23,395.50	22,233.96	1,161.54		
0100-2112	School of Mechanical and Aerospace Engineering – Department of Aeronautics and Engineering. . . . .	376,320.29	346,758.17	24,373.60	5,188.52	
0207-2112	School of Mechanical and Aerospace Engineering – Department of Aeronautics and Engineering – Morrill Nelson Fund. . . . .	2,953.40	2,799.90	153.50		
0100-2120	School of Chemistry – Chemistry. . . . .	1,205,698.33	1,006,165.99	172,747.10	26,348.63	436.61
0100-2121	School of Chemistry – Chemical Engineering . . . . .	354,830.91	333,840.47	16,479.73	4,510.71	
0100-2130	School of Mineral and Metallurgical Engineering . . . . .	289,948.29	268,583.79	19,274.77	2,089.73	
0100-2135	School of Earth Sciences . . . . .	357,639.73	329,411.89	22,878.90	5,348.94	
0100-2140	School of Physics . . . . .	974,638.95	879,222.20	76,830.30	18,479.45	107.00
	<b>Total . . . . .</b>	<b>\$ 7,101,396.06</b>	<b>\$ 6,509,061.67</b>	<b>\$ 471,188.00</b>	<b>\$ 120,222.05</b>	<b>\$ 924.34</b>
<b>Institute of Agriculture</b>						
0100-2200	Administration. . . . .	\$ 182,517.30	\$ 154,434.13	\$ 26,310.71	\$ 1,772.46	\$
0100-2201	Information and Agricultural Journalism . . . . .	95,370.20	68,090.30	23,222.28	4,057.62	
0100-2210	College of Agriculture, Forestry and Home Economics – Administration. . . . .	143,762.18	131,935.83	11,342.35	484.00	

**STATEMENT OF EXPENDITURES – CURRENT FUNDS**

**July 1, 1967 to June 30, 1968**

**SCHEDULE B-4**

Dept. No.	Total	Salaries and Wages	Supplies and Expenses	Equipment	Buildings and Improvements
0100-2211 Agricultural Economics . . . . .	280,320.86	263,007.17	16,619.05	694.64	
0210-2211 Bankhead Jones Fund . . . . .	3,743.00	3,446.70	296.30		
0100-2212 Agricultural Engineering . . . . .	260,009.52	232,531.74	14,618.60	12,859.18	
0207-2212 Morrill Nelson Fund . . . . .	6,510.00	6,172.08	337.92		
0210-2212 Bankhead Jones Fund . . . . .	36,087.00	34,293.36	1,793.64		
0100-2213 Agronomy and Plant Genetics . . . . .	270,690.59	261,313.62	8,710.52	666.45	
0100-2216 Dairy Husbandry . . . . .	481,189.74	447,837.68	29,975.06	1,914.54	1,462.46
0207-2216 Morrill Nelson Fund Animal Science	4,165.80	3,949.92	215.88		
0210-2216 Bankhead Jones Fund . . . . .	1,489.00	1,419.84	69.16		
0100-2217 Entomology, Fisheries and Wildlife . . . . .	240,197.58	229,306.46	8,589.33	2,301.79	
0207-2217 Morrill Nelson Fund . . . . .	7,419.50	7,033.92	385.58		
0210-2217 Bankhead Jones Fund . . . . .	18,047.00	17,149.92	897.08		
0100-2218 Dairy Industries . . . . .	140,187.07	129,182.58	9,909.66	1,094.83	
0100-2219 School of Forestry . . . . .	326,923.36	305,883.44	12,256.89	8,783.03	
0210-2219 Bankhead Jones Instruction Fund . . . . .	4,142.00	3,935.04	206.96		
0100-2220 School of Home Economics . . . . .	471,014.49	442,941.28	14,881.51	13,241.28	49.58-
0210-2220 Bankhead Jones Fund . . . . .	55,600.50	52,829.40	2,771.10		
0100-2221 Horticultural Science . . . . .	266,454.34	244,234.08	12,377.70	9,842.56	
0330-2221 Investment Income . . . . .	165.65		165.65		
0100-2222 Plant Pathology and Physiology . . . . .	228,762.92	216,731.56	9,862.46	1,704.47	464.43
0100-2224 Rhetoric . . . . .	172,791.20	167,472.09	3,677.91	1,641.20	
0207-2224 Morrill Nelson Fund . . . . .	5,195.40	4,924.98	270.42		
0210-2224 Bankhead Jones Fund . . . . .	20,100.50	19,099.80	1,000.70		
0100-2225 Soil Science . . . . .	130,972.48	125,730.78	5,169.82	71.88	
0100-2229 Lake Itasca Forestry and Biological Station . . . . .	38,148.25	17,094.84	15,068.38	2,980.76	3,004.27
<b>Total . . . . .</b>	<b>\$ 3,891,977.43</b>	<b>\$ 3,591,982.54</b>	<b>\$ 231,002.62</b>	<b>\$ 64,110.69</b>	<b>\$ 4,881.58</b>
<b>College of Medical Sciences</b>					
0100-2300 Administration . . . . .	\$ 336,433.11	\$ 255,406.26	\$ 61,377.34	\$ 11,136.93	\$ 8,512.58
0330-2300 Investment Income . . . . .	20,215.81		14,559.02	4,495.79	1,161.00
0100-2301 Anatomy . . . . .	264,995.69	245,851.20	13,665.74	5,478.75	
0100-2302 Microbiology . . . . .	266,194.04	216,029.46	31,428.27	18,736.31	
0100-2303 Medicine . . . . .	295,690.21	280,875.76	11,773.15	3,041.30	
0100-2304 Obstetrics and Gynecology . . . . .	86,479.35	83,062.36	3,226.99	190.00	
0100-2305 Otolaryngology . . . . .	58,846.12	56,367.33	2,478.79		
0100-2306 Pathology . . . . .	146,591.76	137,846.47	7,894.90	850.39	
0100-2307 Pediatrics . . . . .	204,028.93	193,603.63	9,128.34	1,296.96	
0950-2307 Investment Income . . . . .			815.00-	815.00	
0100-2308 Pharmacology . . . . .	174,366.00	133,982.64	12,959.74	26,540.93	882.69
0100-2309 Physiology . . . . .	228,310.37	208,660.02	14,940.00	2,622.00	2,088.35
0100-2310 School of Public Health . . . . .	389,809.74	359,203.18	27,597.27	3,009.29	
0100-2311 Surgery . . . . .	298,013.81	274,281.44	22,484.90	1,247.47	
0100-2312 School of Nursing . . . . .	330,041.04	314,652.28	10,563.42	4,825.34	
0100-2313 Laboratory Medicine . . . . .	138,180.95	134,717.56	3,463.39		
0100-2314 Radiology . . . . .	132,670.43	128,165.67	4,504.81		
0100-2315 Psychiatry and Neurology . . . . .	215,692.02	206,695.00	7,984.66	247.00	765.36
0330-2315 Investment Income . . . . .	24,582.37		9,390.86	17,407.23	2,215.72-
0100-2316 Continuation Medical Education . . . . .	11,580.74	10,583.04	997.70		
0100-2317 Biochemistry . . . . .	187,143.09	172,873.20	11,805.13	934.42	1,530.34
0100-2318 Physical Medicine and Rehabilitation	124,904.14	120,297.88	3,512.57	981.69	112.00
0330-2318 Investment Income . . . . .	16,996.16		14,769.22	2,226.94	
0100-2319 Ophthalmology . . . . .	50,521.45	46,593.90	3,927.55		
0100-2320 Anesthesiology . . . . .	69,234.66	67,335.33	1,899.33		
0100-2321 Mortuary Science . . . . .	33.91		33.91		
<b>Total . . . . .</b>	<b>\$ 4,071,555.95</b>	<b>\$ 3,647,083.61</b>	<b>\$ 305,552.00</b>	<b>\$ 106,083.74</b>	<b>\$ 12,836.60</b>
<b>College of Biological Sciences</b>					
0100-2500 Administration . . . . .	\$ 80,136.39	\$ 65,593.53	\$ 12,382.16	\$ 2,052.70	\$ 108.00
0100-2501 Biochemistry . . . . .	301,540.58	272,154.46	28,723.01	663.11	
0100-2502 Ecology and Behavioral Biology . . . . .	65,269.22	60,806.07	3,301.11	1,162.04	
0207-2502 Morrill Nelson Fund . . . . .	3,238.30	3,070.08	168.22		
0100-2503 Botany . . . . .	330,131.04	315,192.94	11,842.61	3,095.49	
0100-2504 Genetics . . . . .	219,064.11	206,665.98	9,594.74	2,803.39	
0100-2506 Zoology . . . . .	316,391.89	269,129.11	34,834.66	12,125.25	302.87
0100-2507 Field Biology Program . . . . .	15,884.31	10,612.10	3,436.18	1,836.03	
<b>Total . . . . .</b>	<b>\$ 1,331,655.84</b>	<b>\$ 1,203,224.27</b>	<b>\$ 104,282.69</b>	<b>\$ 23,738.01</b>	<b>\$ 410.87</b>
<b>College of Veterinary Medicine</b>					
0100-2600 Administration . . . . .	\$ 174,497.91	\$ 116,279.49	\$ 28,464.12	\$ 24,664.26	\$ 5,090.04
0330-2600 Investment Income . . . . .	2,426.00		518.01-	2,944.01	
0100-2601 Anatomy . . . . .	131,265.54	121,750.93	7,337.88	2,176.73	
0100-2602 Bacteriology and Public Health . . . . .	146,970.50	140,315.67	6,612.83	42.00	
0100-2603 Veterinary Medicine . . . . .	268,862.72	266,821.18	2,041.54		

**STATEMENT OF EXPENDITURES – CURRENT FUNDS**

**July 1, 1967 to June 30, 1968**

**SCHEDULE B-4**

Dept. No.		Total	Salaries and Wages	Supplies and Expenses	Equipment	Buildings and Improvements
0100-2605	Obstetrics and Gynecology . . . . .	64,550.30	61,602.00	2,948.30		
0100-2606	Pathology and Parasitology . . . . .	185,040.46	174,242.01	8,547.26	2,251.19	
0100-2607	Physiology and Pharmacology . . . . .	161,394.03	153,110.31	6,051.33	2,232.39	
0100-2608	Surgery and Radiology . . . . .	187,880.45	142,719.55	35,389.99	9,770.91	
	<b>Total . . . . .</b>	<b>\$ 1,322,887.91</b>	<b>\$ 1,176,841.14</b>	<b>\$ 96,875.24</b>	<b>\$ 44,081.49</b>	<b>\$ 5,090.04</b>
0100-2700	School of Dentistry . . . . .	\$ 1,357,786.08	\$ 1,060,606.18	\$ 236,718.59	\$ 59,961.31	\$ 500.00
0100-2800	Law School . . . . .	\$ 921,951.71	\$ 800,802.68	\$ 114,119.74	\$ 6,269.90	\$ 759.39
0100-2900	College of Pharmacy . . . . .	\$ 416,981.28	\$ 353,769.73	\$ 33,518.72	\$ 27,199.04	\$ 2,493.79
	<b>College of Education</b>					
0100-3000	Administration . . . . .	\$ 184,748.13	\$ 154,414.47	\$ 27,620.26	\$ 2,713.40	\$
0100-3001	Agricultural Education . . . . .	106,983.68	101,369.88	5,090.39	523.41	
0100-3002	Art Education . . . . .	88,737.02	79,384.43	6,250.52	3,102.07	
0100-3003	Foundations of Education . . . . .	125,567.04	116,774.61	7,096.86	1,695.57	
0100-3004	Home Economics Education . . . . .	90,196.62	85,341.66	4,355.49	499.47	
0100-3005	Secondary Education . . . . .	304,532.67	274,003.05	20,218.75	10,310.87	
0100-3006	Trade and Industrial Education . . . . .	117,920.57	105,085.20	8,767.29	4,068.08	
0100-3007	Elementary Education . . . . .	299,106.69	279,042.95	19,409.71	654.03	
0100-3008	Music Education . . . . .	95,469.74	83,931.67	5,971.71	5,566.36	
0100-3009	Educational Administration . . . . .	157,118.27	147,365.86	8,166.77	1,585.64	
0100-3011	Psycho-Educational Clinic . . . . .	46,508.57	40,545.68	5,441.11	521.78	
0100-3013	Student Teaching . . . . .	255,319.24	191,924.56	63,342.86	51.82	
0100-3014	Special Education . . . . .	20,200.08	20,200.08			
0323-3014	Special State . . . . .	91,924.19	66,921.06	21,017.43	3,985.70	
0100-3015	Educational Psychology . . . . .	338,967.24	319,233.50	12,714.16	6,724.99	294.59
0100-3050	School of Physical Education . . . . .	63,344.49	49,644.64	8,058.82	5,403.42	237.61
0100-3051	Physical Education for Men . . . . .	179,955.68	170,894.54	7,995.06	1,066.08	
0100-3052	Recreational Leadership . . . . .	62,725.84	61,826.92	898.92		
0100-3053	Physical Education for Women . . . . .	226,379.16	213,111.50	11,867.68	1,399.98	
0100-3055	Intramurals for Men . . . . .	29,092.91	18,598.79	10,146.12	348.00	
0501-3055	Athletic Fund . . . . .	58,843.00	58,843.00			
0100-3056	Finance and Facilities – Physical Education and Athletics . . . . .	95,192.36	87,392.00	7,308.02	492.34	
0501-3056	Athletic Fund . . . . .	14,956.19	14,956.19			
0100-3057	Department of Intramurals for Women . . . . .	4,227.12	4,227.12			
	<b>Total . . . . .</b>	<b>\$ 3,058,016.50</b>	<b>\$ 2,745,033.36</b>	<b>\$ 261,737.93</b>	<b>\$ 50,713.01</b>	<b>\$ 532.20</b>
0100-3100	Summer Session . . . . .	\$ 1,629,092.32	\$ 1,456,059.86	\$ 168,076.12	\$ 4,956.34	
	<b>Graduate School</b>					
0100-3200	Graduate School . . . . .	\$ 281,645.18	\$ 234,217.68	\$ 43,482.26	\$ 2,898.68	\$ 1,046.56
0402-3218	Mayo Foundation – Public Health . . . . .	281,541.86	10,000.08	271,541.78		
	<b>Total . . . . .</b>	<b>\$ 563,187.04</b>	<b>\$ 244,217.76</b>	<b>\$ 315,024.04</b>	<b>\$ 2,898.68</b>	<b>\$ 1,046.56</b>
	<b>School of Business Administration</b>					
0100-3300	Administration and School of Business Administration . . . . .	\$ 1,070,890.72	\$ 999,119.45	\$ 50,114.93	\$ 21,695.98	\$ 39.64
0330-3300	Temporary Investment – School of Business Administration . . . . .	745.00			745.00	
0100-3304	Industrial Relations Center . . . . .	139,329.65	124,524.12	14,681.53	124.00	
0330-3304	Temporary Investment – Industrial Relations Center . . . . .	1,671.00			1,671.00	
	<b>Total . . . . .</b>	<b>\$ 1,212,636.37</b>	<b>\$ 1,123,643.57</b>	<b>\$ 64,796.46</b>	<b>\$ 24,235.98</b>	<b>\$ 39.64</b>
	<b>University of Minnesota – Morris</b>					
0100-3400	Administration . . . . .	\$ 250,743.69	\$ 203,644.56	\$ 38,252.79	\$ 8,846.34	\$
0306-3400	Special State Appropriation . . . . .	5,446.21		5,290.39	155.82	
0100-3401	Division of Education . . . . .	133,510.74	110,943.37	19,091.57	3,475.80	
0100-3402	Division of Humanities . . . . .	31,392.41	294,918.35	17,348.32	1,653.74	
0306-3402	Special State Appropriation . . . . .	859.60		176.50	683.10	
0100-3403	Division of Science and Mathematics . . . . .	199,325.91	183,427.35	14,672.87	1,225.69	
0100-3404	Division of Social Sciences . . . . .	170,137.73	158,279.05	10,977.93	880.75	
	<b>Total . . . . .</b>	<b>\$ 1,073,944.29</b>	<b>\$ 951,212.68</b>	<b>\$ 105,810.37</b>	<b>\$ 16,921.24</b>	<b>\$</b>
0100-3500	University College . . . . .	\$ 5,078.80	\$ 4,992.00	\$ 86.80		
0100-3600	General College of the University . . . . .	\$ 1,102,665.02	\$ 1,041,606.17	\$ 45,857.94	\$ 14,647.16	\$ 553.75

**STATEMENT OF EXPENDITURES – CURRENT FUNDS**

**July 1, 1967 to June 30, 1968**

**SCHEDULE B-4**

Dept. No.	Total	Salaries and Wages	Supplies and Expenses	Equipment	Buildings and Improvements
<b>University of Minnesota – Duluth</b>					
0100-3700 Administration . . . . .	\$ 318,770.99	\$ 221,252.84	\$ 59,213.34	\$ 38,304.81	\$
0100-3702 Unassigned . . . . .	65.00-		65.00-		
0100-3703 Division of Education and Psychology	771,205.92	687,809.35	74,952.73	8,108.24	335.60
0100-3704 Division of Science and Mathematics	609,218.16	574,336.63	31,565.21	3,316.32	
0100-3706 Division of Humanities . . . . .	731,429.30	693,448.75	30,542.23	7,438.32	
0100-3707 Division of Social Sciences . . . . .	\$ 495,591.24	480,877.68	13,299.55	1,414.01	
0100-3708 Education Media . . . . .	14,659.30	12,343.17	1,689.84	626.29	
0100-3710 Military Service . . . . .	1,450.89	150.76	1,177.63	122.50	
<b>Total . . . . .</b>	<b>\$ 2,942,260.80</b>	<b>\$ 2,670,219.18</b>	<b>\$ 212,375.53</b>	<b>\$ 59,330.49</b>	<b>\$ 335.60</b>
<b>Military Science</b>					
0100-3800 Military Science – Army . . . . .	\$ 11,240.75	\$ 9,008.82	\$ 1,979.74	\$ 252.20	\$
0100-3801 Naval Science . . . . .	6,792.12	4,356.00	1,641.97	794.15	
0100-3802 Aerospace Studies . . . . .	10,499.42	8,847.48	1,651.94		
<b>Total . . . . .</b>	<b>\$ 28,532.30</b>	<b>\$ 22,212.30</b>	<b>\$ 5,273.65</b>	<b>\$ 1,046.35</b>	<b>\$</b>
<b>Technical Institute – Crookston</b>					
0100-3900 Administration . . . . .	\$ 16,551.90	\$ 10,026.12	\$ 5,701.61	\$ 824.17	\$
0330-3900 Temporary Investment . . . . .	6,412.58		1,137.44	5,275.14	
0334-3900 Appropriation-Administration . . . . .	208,171.44	150,211.32	50,274.95	7,143.27	541.90
0334-3901 Appropriation – Business Division . . . . .	66,001.11	55,587.55	7,400.31	3,013.25	
0100-3902 Division of Agriculture	15,320.40	15,320.40			
0334-3902 Appropriation – Agriculture Division	32,281.50	24,856.26	6,719.94	705.30	
0100-3903 Division of Education . . . . .	17,176.26	17,176.26			
0304-3903 Appropriation – General Education . . . . .	75,809.16	65,268.21	9,407.28	1,133.67	
<b>Total . . . . .</b>	<b>\$ 437,724.35</b>	<b>\$ 338,446.12</b>	<b>\$ 80,641.53</b>	<b>\$ 18,094.80</b>	<b>\$ 541.90</b>
<b>Instructional Trust Funds</b>					
0900-40XX 41XX Gifts and Grants – USPHS . . . . .	\$ 5,981,110.92	\$ 1,849,043.92	\$ 3,879,131.24	\$ 253,591.93	\$ 656.17-
0904-40XX 41XX Gifts and Grants – USOE . . . . .	2,608,598.57	571,431.76	1,944,536.45	92,630.36	
0906-40XX 41XX Gifts and Grants – NSF . . . . .	395,986.69	26,296.35	277,602.96	91,562.38	525.00
0909-40XX 41XX Gifts and Grants – Other Federal Sources . . . . .	1,375,184.70	491,489.69	832,381.02	51,313.99	
0910-40XX Gifts and Grants – Foundations	325,933.37	217,989.95	99,563.95	7,910.42	469.55
0911-40XX Gifts and Grants – Ford Foundation . . . . .	287,718.31	173,315.75	113,930.45	472.61	
0920-40XX 41XX Gifts and Grants – Corporations & Business . . . . .	153,372.00	108,075.80	35,146.28	9,649.92	500.00
0930-40XX 41XX Gifts and Grants – Individuals and Other . . . . .	358,921.49	194,306.43	120,536.96	43,681.25	396.85
0940-40XX Gifts and Grants – Endowed . . . . .	53,315.76	19,000.08	30,645.68	3,670.00	
<b>Total . . . . .</b>	<b>\$ 11,540,142.81</b>	<b>3,650,949.73</b>	<b>\$ 7,333,474.99</b>	<b>\$ 554,482.86</b>	<b>\$ 1,235.23</b>
<b>Total Instruction and Departmental Research</b>	<b>\$ 53,366,868.87</b>	<b>\$ 41,274,562.49</b>	<b>\$10,684,416.41</b>	<b>\$1,371,329.33</b>	<b>\$ 36,560.64</b>
<b>Organized Activities Relating to Instructional Departments</b>					
<b>University of Minnesota Hospitals</b>					
0385-4300 Administration . . . . .	\$ 776,566.89	\$ 235,134.03	\$ 498,498.16	\$ 42,934.70	\$
0370-4301 Information and Mail . . . . .	58,354.21	36,585.80	21,667.41		101.00
0370-4302 Admissions . . . . .	100,731.01	88,791.43	10,551.57	1,388.01	
0370-4303 Medical Records . . . . .	146,830.14	128,745.75	16,203.29	1,881.10	
0370-4304 Stenographic Office . . . . .	90,239.96	72,200.02	15,549.94	2,490.00	
0370-4305 Business Office . . . . .	364,680.29	306,268.87	55,498.80	2,277.62	635.00
0370-4306 Data Processing . . . . .	38,454.08	21,649.21	14,357.87	2,447.00	
0370-4307 Service and Supplies . . . . .	70,184.35	40,390.89	29,793.46		
0370-4308 Employee Health Service . . . . .	6,761.46	6,022.27	739.19		
0370-4309 Telephone and Telegraph . . . . .	147,249.20	38,825.33	108,423.87		
0370-4310 Special Medical Services . . . . .	395,516.62	370,917.29	22,341.53	2,257.80	
0370-4312 Special Medical Services – Anesthesiology . . . . .	244,589.45	148,277.36	86,087.06	10,225.03	
0370-4314 Special Medical Services – Clinical Psychology . . . . .	30,492.24	22,949.28	6,442.12	1,100.84	
0370-4315 Special Medical Services – Fellows in Health Science . . . . .	215,505.81	215,505.81			
0370-4316 Special Medical Services – Neurological Lab. . . . .	27,854.83	17,648.33	5,336.83	4,554.03	315.64

**STATEMENT OF EXPENDITURES – CURRENT FUNDS**  
**July 1, 1967 to June 30, 1968**

**SCHEDULE B-4**

Dept. No.	Total	Salaries and Wages	Supplies and Expenses	Equipment	Buildings and Improvements	
0370-4318	Electroencephalography . . . . .	47,648.60	33,435.27	12,171.15	2,042.18	
0370-4320	Laboratory Administration . . . . .	421,544.25	153,324.34	220,046.05	47,573.86	600.00
0370-4321	Laboratory Computer . . . . .	43,633.14	26,640.46	7,484.65	8,556.68	951.35
0370-4322	Laboratory Genetics . . . . .	44,524.63	26,240.35	13,144.78	5,139.50	
0370-4323	Laboratory – Chemistry . . . . .	490,370.43	317,977.96	163,836.96	8,555.51	
0370-4324	Laboratory Bacteriology . . . . .	169,212.20	103,147.00	59,578.46	6,486.74	
0370-4325	Laboratory Coagulation . . . . .	22,548.38	10,260.80	5,720.21	6,567.37	
0370-4326	Laboratory – Immunology . . . . .	37,656.24	23,804.37	9,608.27	4,243.60	
0370-4327	Laboratory – Pulmonary Functions . . . . .	13,956.57	9,273.63	4,356.66	326.28	
0370-4328	Laboratory – Hematology . . . . .	103,846.49	73,207.54	29,074.72	1,564.23	
0370-4329	Laboratory – Special Hematology . . . . .	51,301.14	43,170.88	7,856.56	273.70	
0305-4330	Unassigned . . . . .			76.23	76.23	
0370-4330	Laboratory – Out-Patient . . . . .	9,598.91	5,226.29	3,424.97	947.65	
0370-4331	Laboratory – Heart Hospital . . . . .	16,961.80	14,221.84	2,739.96		
0370-4332	Laboratory – Masonic Hospital . . . . .	7,713.36	6,968.83	744.53		
0370-4333	Electrocardiology . . . . .	69,636.84	40,383.82	26,576.17	2,676.85	
0370-4334	Laboratory – Surgical Pathology . . . . .	48,548.53	39,111.01	9,382.58	54.94	
0370-4335	Laboratory – Heart Catheterization . . . . .	105,107.12	49,433.02	32,817.55	20,736.30	2,120.25
0370-4336	Blood Bank . . . . .	490,023.88	146,746.82	339,163.28	4,113.78	
0370-4340	X-Ray Diagnosis . . . . .	482,402.13	278,219.08	193,048.70	11,049.35	85.00
0370-4342	Radiation Therapy . . . . .	174,562.30	95,211.48	49,752.04	29,598.78	
0370-4344	Nuclear Medicine . . . . .	90,421.53	45,172.81	45,248.72		
0370-4346	Pharmacy . . . . .	850,811.20	213,068.76	625,183.46	12,558.98	
0370-4348	Social Services . . . . .	113,911.40	99,981.12	12,746.03	1,184.25	
0370-4350	Nursing Service – Administration . . . . .	818,965.30	605,302.37	185,974.31	27,688.62	
0370-4352	Professional Nursing . . . . .	2,207,272.49	1,995,905.83	211,366.66		
0370-4354	Licensed Practical Nursing . . . . .	1,043,901.84	946,997.97	96,903.87		
0370-4356	Auxiliary Staff . . . . .	1,273,340.55	1,185,071.51	88,269.04		
0370-4358	Nursing Service – Operating Room . . . . .	965,714.44	509,190.97	420,886.70	34,858.71	778.06
0370-4360	Central Service & Supplies . . . . .	591,525.99	192,038.35	397,383.57	2,104.07	
0370-4361	Central Storeroom . . . . .	197,415.63	13,128.61	184,089.02	198.00	
0370-4362	Central Transportation Service . . . . .	42,214.15	36,940.23	4,542.00	731.92	
0370-4364	Dietary . . . . .	1,316,203.68	808,132.70	501,779.13	6,291.85	
0370-4365	Dietary Education and Training . . . . .	51,921.72	51,015.65	906.07		
0370-4366	Housekeeping . . . . .	1,089,483.15	750,144.45	336,913.57	2,425.13	
0370-4367	Housekeeping – Special Services . . . . .	512,341.17	201,312.05	310,943.80	85.32	
0390-4367	Unassigned . . . . .	545.00		545.00		
0370-4368	Maintenance and Operations . . . . .	367,971.39	279,920.11	86,647.65	1,403.63	
0370-4369	Powell Hall . . . . .	150,526.79	109,507.07	40,769.72	250.00	
0370-4370	Unassigned . . . . .	157.32		157.32		
0370-4374	Utilities . . . . .	138,320.37		137,609.57	710.80	
0370-4375	Major Equipment Acquisition and Replacement . . . . .	145,580.83		13,777.98	131,802.85	
0370-4376	Building Maintenance and Modernization . . . . .	295,648.32		250,173.38	7,182.35	38,292.59
0370-4377	Painting Expense . . . . .	42,315.21		42,315.21		
0370-4378	Advertising Expense . . . . .	42,193.73		42,193.73		
0100-4380	Out-Patient Department – Administration . . . . .	357,155.53	229,730.11	115,774.54	11,426.30	224.58
0100-4382	Out-Patient Department – Nursing Service . . . . .	253,773.17	195,321.92	57,156.26	1,294.99	
0100-4384	Emergency Room . . . . .	74,612.30	71,381.86	3,077.44	153.00	
0370-4384	Unassigned . . . . .	1.16		1.16		
0100-4386	Special Services – Out-Patient . . . . .	454,044.10	175,277.96	278,593.44	172.70	
0100-4388	Audiology – Out-Patient . . . . .	64,158.67	60,190.28	3,114.81	853.58	
0375-4390	Psychopathic Hospital Fund . . . . .	1,018,098.68	755,372.35	261,081.04	1,566.29	79.00
0380-4392	Child Psychiatry . . . . .	386,199.60	257,147.93	128,798.52	91.50	161.65
0390-4394	Rehabilitation Center . . . . .	1,008,307.02	652,493.77	349,229.46	6,583.79	
0395-4396	Multiple Sclerosis and Special Neurological Problems . . . . .	135,232.49	115,990.82	19,241.67		
0910-43XX	Gifts and Grants – Foundations . . . . .	1,194.72	200.00	994.72		
0930-43XX	Gifts and Grants – Individuals and Others . . . . .	120,215.57	66,889.15	39,377.98	10,078.42	3,870.02
0940-43XX	Gifts and Grants – Endowed . . . . .	121,132.30		121,132.30		
0950-43XX	Other Current Funds . . . . .	207,549.54	140,682.21	65,123.17	1,744.16	
	<b>Total . . . . .</b>	<b>\$ 22,115,185.53</b>	<b>\$ 14,009,425.38</b>	<b>\$ 7,562,117.60</b>	<b>\$ 495,428.41</b>	<b>\$ 48,214.14</b>
	<b>Other</b>					
0100-4400	University Elementary School . . . . .	\$ 483.80	\$	\$ 483.80	\$	\$
0100-4402	University High School . . . . .	403,984.82	378,566.05	25,039.27	379.50	
0304-4403	Livestock Sanitary Board Laboratory . . . . .	126,897.09	97,415.52	25,672.12	3,809.45	
0100-4404	University Theatre Support . . . . .	37.18		37.18		
0310-4413	Livestock Sanitary Board . . . . .	52,697.15	38,119.08	8,224.57	6,353.50	
0100-4414	Minnesota School Mathematics and Science Center . . . . .	19,415.03	17,390.90	788.06	1,236.07	
0302-4418	Unassigned . . . . .	.45		.45		

**STATEMENT OF EXPENDITURES – CURRENT FUNDS**

**July 1, 1967 to June 30, 1968**

**SCHEDULE B-4**

Dent. No.	Total	Salaries and Wages	Supplies and Expenses	Equipment	Buildings and Improvements
0100-4423 Unassigned . . . . .	3.37		3.37		
0100-4430 Hybrid Computer Center . . . . .	24,368.27		21,603.11	2,765.16	
0100-4495 U. S. Department of State Concert Band Trip. . . . .	252.50	182.50	70.00		
0100-4496 Minnesota Management Development Fund – Matching Funds . . . . .	9,528.00		9,528.00		
0100-4497 Center for Urban and Regional Affairs . . . . .	11,274.52	11,274.52			
0344-4498 Study of Training Career in Fire Prevention and Protection . . . . .	4,693.55	1,200.00	3,493.55		
0343-4499 Coordinated Extension and Continued Education Program – Pilot Study . . . . .	25,949.79	18,128.08	7,202.15	619.56	
0910-44XX Gifts and Grants – Foundations . . . . .	11,859.58		11,801.19	58.39	
0930-44XX Gifts and Grants – Individuals and Others . . . . .	1,327.74	1,350.00	22.26		
095X-44XX Other Current Funds . . . . .	915,929.18	307,513.90	552,153.30	45,781.52	10,480.46
<b>Total . . . . .</b>	<b>\$ 1,607,734.42</b>	<b>\$ 871,140.55</b>	<b>\$ 665,110.26</b>	<b>\$ 61,003.15</b>	<b>\$ 10,480.46</b>

**Extension and Public Service**

**General Extension Division**

0100-4500 Administration . . . . .	\$ 293,276.15	\$ 229,829.78	\$ 39,164.95	\$ 23,835.04	\$ 446.38
0100-4501 Evening and Special Classes . . . . .	1,504,565.52	1,366,026.52	137,847.85	691.15	
0100-4502 Correspondence Study Instruction . . . . .	270,388.95	192,533.61	77,073.12	782.22	
0100-4503 Drama Advisory Service . . . . .	16,009.72	13,016.83	2,874.39	118.50	
0100-4504 Radio and Television . . . . .	629,802.30	347,085.20	226,831.81	55,885.29	
0100-4505 Municipal Reference Bureau . . . . .	32,209.32	32,209.32			
0100-4506 Conference and Instruction . . . . .	242,898.93	171,198.78	69,432.37	2,267.78	
0100-4507 Audio-Visual Extension Service . . . . .	293,887.83	151,223.08	70,873.84	71,786.25	4.66
0100-4508 State Organization Service . . . . .	76,630.18	46,934.61	28,551.57	1,144.00	
0100-4509 Continuation Medical Education . . . . .	18,362.71	17,285.66	1,077.05		
0100-4510 Medical Laboratory Technicians . . . . .	1,093.09	1,092.09	1.00		
0100-4511 X-Ray Technician Instruction . . . . .	21,689.84	21,611.45	78.39		
0100-4512 Nurses Instruction . . . . .	7,240.24	7,083.24	1,578.22	1,735.22	
0100-4513 Continuing Education in Business Administration . . . . .	20,145.50	12,494.89	7,650.61		
0100-4514 Continuing Education in Science and Technology . . . . .	19,744.12	16,956.00	2,788.12		
0100-4515 Off-Campus Classes . . . . .	19,488.49	15,453.57	4,034.92		
0100-4516 Special Classes . . . . .	180,517.13	126,390.11	51,573.13	2,553.89	
0100-4517 Continuing Legal Education . . . . .	96,177.36	35,495.24	60,519.92	162.20	
0100-4518 Mortuary Science . . . . .	69,286.41	55,728.77	12,303.03	1,009.20	245.41
0100-4519 Continuing Education in World Affairs . . . . .	64,477.66	48,295.34	16,182.32		
0100-4580 Continuing Education in Art . . . . .	15,580.08	9,882.80	5,697.28		
0100-4581 Continuing Labor Education . . . . .	11,289.48	10,264.04	670.44	355.00	
0100-4582 MacPhail Center . . . . .	247,112.70	76,309.24	170,149.16	654.30	
0100-4583 Continuing Education in Pharmacy . . . . .	4,636.86	4,200.00	436.86		
0100-4584 Continuing Education in Dentistry . . . . .	4,052.66	3,579.99	43.50	429.17	
0100-4591 Conference and Institutes . . . . .	178,997.79	7,017.00	171,980.79		
0100-4592 Conference and Institutes . . . . .	149,780.90		149,780.90		
0100-4593 Conference and Institutes . . . . .	56,245.45		56,245.45		
0100-4594 Conference and Institutes . . . . .	17,889.75		17,889.75		
0100-4595 Conference and Institutes . . . . .	501.68		501.68		
0100-4596 Conference and Institutes . . . . .	46.50		46.50		
<b>Total . . . . .</b>	<b>\$ 4,564,025.30</b>	<b>\$ 3,019,197.16</b>	<b>\$ 1,380,722.48</b>	<b>\$ 163,409.21</b>	<b>\$ 696.45</b>

**Agricultural Extension**

0100-4530 General Operations and Maintenance Fund . . . . .	\$ 87,573.31	\$ 87,573.31	\$	\$	\$
0202-4530 Smith-Lever Fund Amended . . . . .	2,113,449.96	1,803,033.57	286,698.63	23,717.76	
0217-4530 Agricultural Marketing Fund . . . . .	28,294.96	27,709.62	585.34		
0220-4530 Smith-Lever Pesticide Chemical Fund . . . . .	70,912.41	60,636.78	10,099.91	175.72	
0221-4530 Smith-Lever Resources Development Fund . . . . .	32,052.08	22,732.83	9,319.25		
0222-4530 Smith-Lever Rural Civil Defense Funds . . . . .	25,209.27	16,133.72	8,977.78	97.77	
0223-4530 Smith-Lever Fund – Community Development Program . . . . .	33,856.13	28,566.86	4,624.77	664.50	
0300-4530 Agricultural Extension Service Fund . . . . .	1,646,874.99	1,240,362.96	385,371.99	20,856.58	283.46
<b>Total . . . . .</b>	<b>\$ 4,038,223.11</b>	<b>\$ 3,286,749.65</b>	<b>\$ 705,677.67</b>	<b>\$ 45,512.33</b>	<b>\$ 283.46</b>

**STATEMENT OF EXPENDITURES – CURRENT FUNDS**  
**July 1, 1967 to June 30, 1968**

**SCHEDULE B-4**

Dept. No.	Total	Salaries and Wages	Supplies and Expenses	Equipment	Buildings and Improvements	
<b>Other Extension and Public Service</b>						
0100-4520	Museum of Natural History . . . . .	\$ 148,287.50	\$ 140,833.77	\$ 7,157.42	\$ 296.31	\$
0100-4521	Ore Estimate Division . . . . .	36,410.71	31,905.44	4,177.27	328.00	
0100-4522	Southern School of Agriculture – Waseca . . . . .	278,554.75	205,611.51	58,960.33	6,882.72	7,100.19
0100-4523	Northwest School of Agriculture – Crookston . . . . .	161,830.28	125,097.30	35,510.66	717.87	504.45
0100-4524	West Central School of Agriculture – Morris . . . . .	173.95		173.95		
0100-4525	North Central School of Agriculture – Grand Rapids . . . . .	5,091.14		2,914.15	809.43	1,367.56
0100-4531	Agricultural Short Courses . . . . .	48,010.03	47,487.03	30.00	493.00	
0312-4533	Hybrid Corn Maturity Tests (Special State) . . . . .	19,353.48	13,332.80	6,020.68		
0313-4534	State Aid – School of Agriculture Students . . . . .	20,875.00		20,875.00		
0322-4536	Training of Laboratory Aides (Special State) . . . . .	13.72		13.72		
0326-4537	Industrial Relations Education (Special State) . . . . .	74,744.59	58,274.71	15,060.72	1,409.16	
0340-4358	Geology Mapping . . . . .	70,393.63	50,784.81	19,498.27	110.55	
0100-4539	University Artists Course Special . . . . .	23,000.16	23,000.16			
0341-4555	Soil Mapping . . . . .	19,805.55	18,046.22	1,759.33		
0100-4566	Closed Circuit TV . . . . .	1,879.62		243.94	1,635.68	
0332-4567	Feasibility Study of Inter-Campus Television . . . . .	940.30		940.30		
090X-45XX	Gifts and Grants – Federal . . . . .	1,113,899.38	1,113,405.72	493.66		
090X-46XX	Gifts and Grants – Federal . . . . .	1,718,881.37	861,152.82	787,943.47	69,785.08	
0910-45XX	46XX Gifts and Grants – Foundations . . . . .	811,174.28	302,993.91	501,771.83	6,357.78	50.76
0920-45XX	46XX Gifts and Grants – Corporations and Business . . . . .	89,366.57	44,535.55	44,831.02		
0930-45XX	46XX Gifts and Grants – Individuals and Others . . . . .	401,986.38	262,216.66	128,692.51	4,185.02	6,892.19
0932-46XX	Gifts and Grants – Individuals and Others . . . . .	515,563.65	289,806.65	225,214.06	502.98	39.96
0940-46XX	Gifts and Grants – Endowed . . . . .	21,072.52		18,721.02	2,351.50	
0950-45XX	46XX Other Current Funds . . . . .	1,847,902.19	449,916.43	1,389,395.62	8,590.14	
	<b>Total . . . . .</b>	<b>\$ 7,429,210.75</b>	<b>\$ 4,038,401.49</b>	<b>\$ 3,270,398.93</b>	<b>\$ 104,455.22</b>	<b>\$ 15,955.11</b>
<b>Libraries</b>						
0100-4700	Minneapolis . . . . .	\$ 2,516,135.95	\$ 1,645,967.42	\$ 863,707.57	\$ 6,112.96	\$ 348.00
0100-4701	St. Paul . . . . .	276,685.96	167,438.85	107,517.77	1,114.34	615.00
0100-4702	Duluth . . . . .	217,548.32	134,595.15	79,833.48	3,119.69	
0100-4703	Morris . . . . .	94,285.84	55,182.21	38,198.85	904.78	
0100-4704	Crookston . . . . .	10,541.62	5,616.00	4,925.62		
0334-4704	Appropriation – Crookston . . . . .	34,313.28	16,783.28	14,761.12	2,768.88	
090X-4700	Gifts and Grants – Federal . . . . .	203,484.83	34,931.24	167,503.59	1,050.00	
0910-47XX	Gifts and Grants – Foundations . . . . .	107.19		107.19		
0920-47XX	Gifts and Grants – Corporations and Business . . . . .	232.46		232.46		
0930-47XX	Gifts and Grants – Individuals and Others . . . . .	50,630.95		50,630.95		
0940-47XX	Gifts and Grants – Endowed . . . . .	9,037.94		9,037.94		
	<b>Total . . . . .</b>	<b>\$ 3,412,789.96</b>	<b>\$ 2,060,514.15</b>	<b>\$ 1,336,242.16</b>	<b>\$ 15,070.65</b>	<b>\$ 963.00</b>
<b>Organized Research</b>						
<b>Budgeted Research – Agricultural Experiment Stations</b>						
0100-4800	Central Experiment Station – Support . . . . .	\$ 277,290.60	\$ 215,857.23	\$ 49,349.74	\$ 9,349.11	\$ 2,734.52
0203-4800	Consolidated Hatch Fund . . . . .	744,481.87	648,333.97	66,016.19	30,131.71	
0204-4800	McIntire-Stennis Fund . . . . .	67,251.96	58,408.08	4,203.04	4,640.84	
0216-4800	Bankhead-Jones Regional Research Fund Section 9(b)3 . . . . .	115,682.28	99,037.51	10,781.39	5,863.38	
0302-4800	General Agricultural Research . . . . .	681,356.98	587,328.22	83,516.46	8,942.96	1,569.34
0311-4800	Agricultural Research – Rosemount . . . . .	128,519.42	101,744.44	19,087.01	7,687.97	
0314-4800	Potato Processing Research Laboratory Fund . . . . .	30,161.16	22,885.80	2,890.61	4,384.75	
0316-4800	Soybean Research . . . . .	64,116.49	53,828.76	5,869.76	4,417.97	
0342-4800	Forest Research Center – Cloquet . . . . .	18,713.82	16,615.00	2,098.82		
0203-4812	Agriculture Experiment Station – Agricultural Engineering . . . . .	7,223.69	301.94	5,265.04	1,656.71	



**STATEMENT OF EXPENDITURES – CURRENT FUNDS**

**July 1, 1967 to June 30, 1968**

**SCHEDULE B-4**

Dept. No.	Total	Salaries and Wages	Supplies and Expenses	Equipment	Buildings and Improvements
0216-4812 Agricultural Engineering . . . . .	13,831.86	605.34	2,757.32	10,469.20	
0302-4812 Agricultural Engineering . . . . .	19,149.66	1,951.70	10,333.11	5,864.85	1,000.00
0311-4812 Agricultural Engineering . . . . .	15,362.96	210.90	7,092.10	3,230.83	4,829.13
0203-4813 Agronomy and Plant Genetics . . . . .	7,289.54	2,914.50	2,416.55	1,958.49	
0216-4813 Agronomy and Plant Genetics . . . . .	9,050.40	1,757.55	2,257.12	5,035.73	
0302-4813 Agronomy and Plant Genetics . . . . .	83,036.07	21,312.32	45,163.61	16,560.14	
0311-4813 Agronomy and Plant Genetics . . . . .	12,025.19	3,558.59	6,867.91	1,598.69	
0316-4813 Agronomy and Plant Genetics . . . . .	14,601.53	4,697.40	9,141.96	762.17	
0330-4813 Agronomy and Plant Genetics . . . . .	3,823.97		3,243.03	580.94	
0203-4814 Agriculture Economics . . . . .	43,867.51	20,418.36	23,449.15		
0216-4814 Agriculture Economics . . . . .	6,160.49	2,757.21	3,403.28		
0302-4814 Agriculture Economics . . . . .	20,711.36	12,250.90	6,491.46	1,969.00	
0203-4815 Biochemistry . . . . .	9,757.50	1,942.08	5,437.40	2,378.02	
0216-4815 Biochemistry . . . . .	4,000.00		422.86	3,577.14	
0302-4815 Biochemistry . . . . .	5,358.28	1,254.56	2,812.42	1,291.30	
0203-4816 Animal Science . . . . .	55,607.54	13,076.60	32,706.87	9,824.07	
0216-4816 Animal Science . . . . .	16,652.84	1,693.69	14,959.15		
0302-4816 Animal Science . . . . .	23,398.94	4,927.33	14,526.08	3,945.53	
0311-4816 Animal Science . . . . .	10,602.57		7,797.87	2,804.70	
0203-4817 Entomology, Fisheries, and Wildlife . . . . .	38,351.48	10,497.93	21,929.15	5,924.40	
0204-4817 Entomology, Fisheries, and Wildlife . . . . .	899.95		899.95		
0216-4817 Entomology, Fisheries, and Wildlife . . . . .	9,586.91	3,488.20	4,810.24	1,288.47	
0302-4817 Entomology, Fisheries, and Wildlife . . . . .	38,331.45	10,616.33	20,186.34	7,528.78	
0203-4818 Food Science and Industry . . . . .	18,315.56	5,620.13	8,188.59	4,506.84	
0302-4818 Food Science and Industry . . . . .	6,464.34		2,761.34	3,703.00	
0203-4819 School of Forestry . . . . .	17,416.70	3,096.93	10,806.36	3,513.41	
0204-4819 School of Forestry . . . . .	14,337.34	2,581.79	10,727.56	1,027.99	
0216-4819 School of Forestry . . . . .	1,127.50		1,127.50		
0302-4819 School of Forestry . . . . .	32,127.80	3,171.63	23,231.63	5,724.54	
0311-4819 School of Forestry . . . . .	2,506.46	167.20	1,865.56	473.70	
0342-4819 School of Forestry . . . . .	11,536.12	6,457.00	816.22	4,262.90	
0203-4820 School of Home Economics . . . . .	16,586.80	4,680.14	4,386.90	7,519.76	
0216-4820 School of Home Economics . . . . .	5,111.03	936.20	2,049.83	2,125.00	
0302-4820 School of Home Economics . . . . .	1,983.21	157.11	276.10	1,550.00	
0203-4821 Horticultural Science . . . . .	25,396.38	12,278.90	12,256.05	861.43	
0216-4821 Horticultural Science . . . . .	15,181.62	4,407.55	4,401.32	6,372.75	
0302-4821 Horticultural Science . . . . .	21,822.68	9,373.49	10,316.52	2,132.67	
0203-4822 Plant Pathology . . . . .	15,892.92	2,003.25	5,077.64	8,812.03	
0204-4822 Plant Pathology . . . . .	6,871.86	2,688.60	1,482.26	2,701.00	
0216-4822 Plant Pathology . . . . .	2,846.30	980.94	1,772.36	93.00	
0302-4822 Plant Pathology . . . . .	43,356.18	7,816.88	17,037.05	12,695.60	5,806.65
0311-4822 Plant Pathology . . . . .	2,823.71	1,689.91	1,133.80		
0316-4822 Plant Pathology . . . . .	2,791.08	137.70	1,364.48	1,288.90	
0203-4825 Soil Science . . . . .	26,054.65	12,659.14	9,574.82	3,820.69	
0216-4825 Soil Science . . . . .	4,541.66	625.63	3,916.03		
0302-4825 Soil Science . . . . .	35,456.62	12,166.41	22,310.11	980.10	
0311-4825 Soil Science . . . . .	3,333.78	1,754.47	1,364.31	215.00	
0316-4825 Soil Science . . . . .	10,558.71	4,078.96	5,724.38	755.37	
0203-4826 College of Veterinary Medicine . . . . .	22,540.08	8,125.65	7,406.05	7,008.38	
0216-4826 College of Veterinary Medicine . . . . .	7,435.93	4,096.83	3,266.60	72.50	
0302-4826 College of Veterinary Medicine . . . . .	39,068.45	12,091.63	21,627.56	5,349.26	
0203-4827 Rural Sociology . . . . .	2,399.90	247.05	1,558.79	594.06	
0302-4827 Rural Sociology . . . . .	4,469.02	1,717.53	2,594.17	157.32	
0302-4862 Unassigned . . . . .	.26		.26		
0100-4897 Unassigned . . . . .	47.85			47.85	
Sub-Total . . . . .	\$ 3,016,658.77	\$ 2,050,081.09	\$ 698,605.14	\$ 252,032.90	\$ 15,939.64
0100-4801 Northwest Experiment Station . . . . .	\$ 460,411.01	\$ 237,370.42	\$ 170,578.10	\$ 11,214.60	\$ 41,247.89
0100-4802 West Central Experiment Station – Morris . . . . .	313,764.10	230,000.23	69,524.13	13,888.67	351.07
0100-4803 North Central Experiment Station – Grand Rapids . . . . .	312,423.29	226,680.88	75,528.87	7,010.59	3,202.95
0100-4804 Northeast Experiment Station – Duluth . . . . .	35,660.91	22,188.94	8,747.87	4,724.10	
0100-4805 Southern Experiment Station – Waseca . . . . .	273,588.66	167,381.14	90,009.69	11,883.53	4,314.30
0100-4806 Fruit Breeding Farm – Excelsior . . . . .	91,939.50	69,834.33	20,269.89		1,835.28
0100-4807 Agriculture Experiment Station – Rosemount . . . . .	229,662.19	134,261.05	70,984.70	23,959.17	457.27
0100-4809 Cloquet Forest Research Center . . . . .	61,061.41	39,414.20	17,625.16	1,250.00	2,772.05
0207-4809 Morrill Nelson Fund . . . . .	4,190.40	3,972.00	218.40		
0100-4810 Southwestern Experiment Station – Lamberton . . . . .	78,667.99	49,616.09	28,074.34	781.00	196.56

**STATEMENT OF EXPENDITURES – CURRENT FUNDS**  
**July 1, 1967 to June 30, 1968**

**SCHEDULE B-4**

Dept. No.	Total	Salaries and Wages	Supplies and Expenses	Equipment	Buildings and Improvements
0328-4810 Special State Fund. . . . .	7,693.71		3,697.50	3,996.21	
0100-4811 Landscape Arboretum – Excelsior. . . . .	25,390.06	14,798.68	10,503.38		88.00
Total . . . . .	<u>\$ 4,911,112.00</u>	<u>\$ 3,245,599.05</u>	<u>\$ 1,264,367.17</u>	<u>\$ 330,740.77</u>	<u>\$ 70,405.01</u>
<b>Other Budgeted Research</b>					
0100-4900 Bureau of Institutional Research. . . . .	\$ 155,197.44	\$ 138,971.74	\$ 12,243.20	\$ 3,982.50	\$
0100-4901 Geological Survey . . . . .	38,592.18	34,013.16	4,409.02	170.00	
0317-4901 Special State Fund. . . . .	79,788.91	51,481.42	26,333.21	1,974.28	
0100-4903 Minnesota Center for Philosophy of Science. . . . .	41,351.94	38,071.98	2,715.72	564.24	
0100-4904 Mines Experiment Station . . . . .	110,895.16	107,604.44	3,290.72		
0301-4904 Beneficiation of Manganiferous and Low Grade Ores. . . . .	93,540.22	74,191.12	14,032.19	5,316.91	
0324-4904 Beneficiation of Industrial Minerals and Non-Ferrous Deposits . . . . .	55,058.19	44,524.65	10,122.11	411.43	
0327-4904 Cuyuna Range Research. . . . .	107,753.64	92,162.08	10,519.01	5,072.55	
0330-4904 Investment Income . . . . .	5,658.40			5,658.40	
0100-4906 Minnesota Center for Curriculum Studies . . . . .	41,907.77	27,213.68	13,606.35	1,087.74	
0100-4907 Bureau of Educational Research . . . . .	33,885.48	26,975.68	6,284.92	624.88	
0100-4908 Summer Research Program . . . . .	33,686.65	33,686.65			
0100-4909 Research Grants . . . . .	173,252.78	77,117.53	40,229.04	55,906.21	
0303-4909 Medical Research Fund . . . . .	133,203.70	31,007.39	60,922.74	41,261.03	12.54
0307-4909 General Research Fund . . . . .	127,952.25	70,975.86	25,216.15	31,390.24	370.00
0330-4909 Investment Income . . . . .	4,783.82		371.12	4,412.70	
0100-4910 Social Science Research Center. . . . .	31,276.46	24,747.50	5,520.46	1,008.50	
0100-4911 Institute of Child Development . . . . .	196,874.44	178,760.91	17,800.11	313.42	
0305-4911 Special State Fund. . . . .	55,198.17	42,285.65	11,616.22	1,296.30	
0330-4911 Temporary Investments – Institute of Child Development . . . . .	1,011.10		17.50	993.60	
0401-4911 Parents Institute Fund . . . . .	8.00		8.00		
0302-4913 General Agricultural Research Medicine . . . . .	16,077.93	2,892.05	9,293.91	3,891.97	
0309-4914 Special State Fund. . . . .	42,556.76	5,098.38	10,988.91	26,469.47	
0315-4915 Business and Economic Research – Special State Fund. . . . .	23,985.25	14,266.72	9,581.83	136.70	
0321-4916 Psychiatry Research Fund – Special State Fund . . . . .	139,701.08	100,858.26	20,612.93	18,229.89	
0950-4917 General Research – Medical School St. Anthony Falls Hydraulic Laboratory . . . . .	2,900.27	3,401.46	659.74	158.55	
0950-4919	142,823.95	94,710.35	29,814.09	16,220.52	2,078.99
0950-4921 Research Equipment – Mines Experiment Station . . . . .	24,773.09		2,587.68	21,490.93	694.48
0950-4922 Hormel Institute . . . . .	184,828.22	160,160.22	21,127.65	150.35	3,390.00
0100-4924 Social Sciences Research Facilities Center . . . . .	45,690.24	31,888.98	13,300.41		500.85
0100-4925 Water Resources Research Program . . . . .	1,845.40	1,466.70	378.70		
0331-4926 Archeology Program for Minnesota USOE Contract OE-5-99-251 Miscellaneous Expenditures. . . . .	19,330.22	15,088.58	4,241.64		
0336-4928 Paleontology Program for Minnesota 0337-4929 Control of Aquatic Nuisance Organisms. . . . .	8,887.33	1,321	8,887.33		
0100-4930 Center for Programmed Learning Support . . . . .	1,208.15	21,688.22	2,748.10	262.50	
0338-4936 Research in Vegetation Management in State Park and Recreation Areas . . . . .	24,173.82	329.52	329.52		
0339-4937 Study of Lake Shore Development Trends. . . . .	12,484.59	10,814.10	1,178.39	492.10	
0202-4940 Economic Data Bank Project Smith-Lever Fund . . . . .	39,603.68	34,047.01	3,768.19	1,788.48	
0100-4941 Center for Program Learning Special Allotment . . . . .	4,124.87		3,969.87	155.00	
0100-4951 Research Cost Sharing College of Liberal Arts . . . . .	1,239.20		1,005.63	233.57	
0100-4952 Research Cost Sharing Institute of Technology . . . . .	253.92			253.92	
0100-4953 Research Cost Sharing Agriculture. . . . .	1,104.00		1,104.00		
0100-4954 Research Cost Sharing Medical Science . . . . .	50.00		50.00		
0100-4955 Research Cost Sharing Biological Science . . . . .	5,517.73		5,517.73		
0950-4931 Nylon Modification Royalty Fund. . . . .	200.00		200.00		
	7,438.92		7,438.92		

**STATEMENT OF EXPENDITURES – CURRENT FUNDS**

**July 1, 1967 to June 30, 1968**

**SCHEDULE B-4**

Dept. No.	Total	Salaries and Wages	Supplies and Expenses	Equipment	Buildings and Improvements
0950-4935 Floating Disk Heart Valve					
Royalty Fund . . . . .	1,006.63		1,006.63		
<b>Total . . . . .</b>	<b>\$ 2,273,011.47</b>	<b>\$ 1,590,185.68</b>	<b>\$ 424,925.05</b>	<b>\$ 250,853.88</b>	<b>\$ 7,046.86</b>
<b>Sponsored Research – Endowed</b>					
Institute of Technology . . . . .	\$ 4,855.90	\$	\$ 4,438.90	\$ 417.00	\$
Institute of Agriculture . . . . .	502.90	2,443.38	2,432.48	492.00	
College of Medical Science . . . . .	302,687.53	176,665.56	63,948.66	32,392.45	29,680.86
College of Pharmacy . . . . .	191.21		191.21		
College of Education . . . . .	199.31		199.31		
Graduate School . . . . .	7.35		7.35		
Duluth . . . . .	1,448.98	272.40	1,176.58		
College of Biological Science . . . . .	9,625.99	6,188.00	3,437.99		
<b>Total . . . . .</b>	<b>\$ 319,504.47</b>	<b>\$ 185,569.34</b>	<b>\$ 70,952.82</b>	<b>\$ 33,301.45</b>	<b>\$ 29,680.86</b>
<b>Sponsored Research – Gifts</b>					
<b>Grants and Contracts</b>					
College of Liberal Arts . . . . .	\$ 1,233,669.60	\$ 749,539.67	\$ 464,865.78	\$ 19,264.15	\$
Institute of Technology . . . . .	10,277,781.11	4,941,868.19	4,647,968.83	687,944.09	
Space Science Center . . . . .	509,053.27	240,808.89	136,704.46	131,539.92	
Institute of Agriculture . . . . .	1,144,689.29	692,412.79	382,965.10	67,395.76	1,915.64
College of Medical Sciences . . . . .	14,115,313.64	6,594,633.78	5,963,315.67	1,521,837.17	35,527.02
College of Biological Science . . . . .	843,494.29	484,998.94	299,963.36	58,204.24	327.75
College of Veterinary Medicine . . . . .	653,024.72	411,139.64	212,699.92	28,101.77	1,083.39
School of Dentistry . . . . .	335,256.16	210,200.15	99,111.98	25,944.03	
Law School . . . . .	98.50	82.00	16.50		
College of Pharmacy . . . . .	146,808.91	65,488.78	33,613.52	47,706.61	
College of Education . . . . .	547,025.06	297,724.54	238,795.50	10,505.02	
Graduate School . . . . .	1,192,832.50	505,655.66	464,551.81	225,357.08	2,732.05
School of Business Administration . . . . .	136,477.30	77,718.92	58,444.23		314.15
University of Minnesota – Duluth . . . . .	96,292.02	43,900.71	48,530.33	3,860.98	
Other . . . . .	336,729.69	184,678.36	138,163.29	10,940.57	2,947.47
<b>Total . . . . .</b>	<b>\$ 31,568,546.06</b>	<b>\$ 15,500,851.02</b>	<b>\$ 13,189,710.28</b>	<b>\$ 2,838,601.39</b>	<b>\$ 39,383.37</b>
<b>Plant Services – Operation and Maintenance</b>					
<b>Minneapolis Campus</b>					
0100-6000 Administration . . . . .	\$ 385,431.59	\$ 375,862.82	\$ 5,476.11	\$ 4,092.66	\$
0100-6001 Telephone and Telegraph . . . . .	248,437.72	33,677.63	214,760.09		
0100-6010 Repairs and Maintenance . . . . .	2,571,836.17	94,157.62	1,950,947.38	41,424.15	485,307.02
0399-6010 Repairs and Maintenance . . . . .	7,907.99				7,907.99
0100-6011 Custodial . . . . .	1,349,722.17	1,256,962.08	69,487.28	23,272.81	
0100-6012 Utilities . . . . .	494,746.59		494,292.25	454.34	
0100-6013 Heat . . . . .	475,288.80	188,117.57	258,947.39	11,551.74	16,672.10
0100-6014 Repairs and Maintenance –					
Tunnels . . . . .	56,300.56	15,176.32	9,960.99	305.00	30,858.25
0100-6015 General Expense . . . . .	106,295.79	9,372.00	89,672.75	2,169.04	5,082.00
0100-6016 Repairs and Maintenance – Utilities . . . . .	90,540.09	11,733.53	36,017.00	1,116.77	41,672.79
0100-6017 Utilities – Physical Education and Athletics – Mayo Memorial Buildings . . . . .	74,185.21		74,185.21		
0100-6020 Repairs and Maintenance . . . . .	165,344.67	36,688.34	127,134.13	1,522.20	
0100-6021 Custodial . . . . .	87,676.31	87,676.31			
0100-6022 Utilities . . . . .	51,068.83		51,068.83		
0100-6023 Heat . . . . .	23,903.32		23,903.32		
0100-6024 Telephone and Telegraph . . . . .	27,866.89	8,060.40	19,806.49		
0100-6030 Repairs and Maintenance – Variety Club . . . . .	32,380.39		32,380.39		
0100-6031 Custodial – Variety Club . . . . .	12,719.88	11,715.88	1,004.00		
0100-6040 Repairs and Maintenance – Medical Sciences . . . . .	22,586.89		22,050.74	536.15	
0100-6041 Custodial – Medical Sciences . . . . .	17,340.36	14,636.36	2,704.00		
0100-6050 Repairs and Maintenance – Animal Research Laboratories . . . . .	80,441.26		80,370.16	71.10	
0100-6051 Custodial – Animal Research Laboratory . . . . .	20,892.40	20,892.40			
0100-6080 Minneapolis Campus – Rented Space . . . . .	215,519.33		215,519.33		
0100-6090 Minneapolis Campus – Specials . . . . .	80,614.18		54,003.64	26,610.54	
0100-6100 Minneapolis Campus – Maintenance . . . . .	328,676.01	17,651.51	122,830.81	34,372.09	153,821.60
0399-6100 Investment Income . . . . .	408.27		28.41		379.86
<b>Sub-Total . . . . .</b>	<b>\$ 7,028,131.67</b>	<b>\$ 2,182,380.77</b>	<b>\$ 3,956,550.70</b>	<b>\$ 147,498.59</b>	<b>\$ 741,701.61</b>

**STATEMENT OF EXPENDITURES – CURRENT FUNDS**

July 1, 1967 to June 30, 1968

SCHEDULE B-4

Dept. No.	Total	Salaries and Wages	Supplies and Expenses	Equipment	Buildings and Improvements
<b>Intercollegiate Athletic Fund</b>					
0501-6100 Athletic Field . . . . .	\$ 60,532.93	\$	\$ 60,532.93	\$	\$
0501-6010 Williams Arena . . . . .	21,696.15		21,696.15		
0501-6010 Cooke Hall . . . . .	20,762.86		20,618.46	144.40	
0501-6010 Stadium . . . . .	13,550.18		13,550.18		
0501-6010 Indoor Practice Building . . . . .	9,578.20		9,578.20		
0501-6010 Delta Field Locker Building . . . . .	410.89		410.89		
Sub-Total . . . . .	\$ 126,531.21	\$	\$ 126,386.81	\$ 144.40	\$
Total . . . . .	\$ 7,154,662.88	\$ 2,182,380.77	\$ 4,082,937.51	\$ 147,642.99	\$ 741,701.61
<b>St. Paul Campus</b>					
0100-6200 Administration . . . . .	\$ 22,013.38	\$ 21,881.85	\$ 131.53	\$	\$
0100-6201 Telephone and Telegraph . . . . .	72,474.13	6,977.37	65,496.76		
0100-6210 Repairs and Maintenance . . . . .	916,948.17	27,901.40	730,644.12	6,350.75	152,051.90
0100-6211 Custodial . . . . .	375,681.35	357,711.20	13,012.20	4,957.95	
0100-6212 Utilities . . . . .	167,230.60		167,230.60		
0100-6213 Heat . . . . .	323,520.51	128,850.06	163,687.27	11,413.20	19,569.98
0100-6214 General Expense . . . . .	13,839.88		10,719.50		3,120.38
0100-6215 Tunnels . . . . .	34,400.27	9,695.08	1,351.42		23,353.77
0100-6220 St. Paul Campus Maintenance . . . . .	109,010.81		80,531.62		28,479.19
0100-6250 University Farm – General Service and Maintenance . . . . .	97,614.17	66,279.64	19,856.75	11,477.78	
0100-6290 St. Paul – Specials . . . . .	18,223.68		18,223.68		
Total . . . . .	\$ 2,150,956.95	\$ 619,296.60	\$ 1,270,885.45	\$ 34,199.68	\$ 226,575.22
<b>Duluth Campus</b>					
0100-6300 Administration . . . . .	\$ 54,075.04	\$ 53,083.39	\$ 578.63	\$ 413.02	\$
0100-6310 Repairs and Maintenance . . . . .	348,955.48	255,066.12	71,705.52	13,318.82	8,865.02
0510-6310 University Services Fund . . . . .	333.00		333.00		
0100-6311 Custodial . . . . .	271,739.19	258,746.37	10,713.17	2,279.65	
0100-6312 Utilities . . . . .	101,601.08		101,601.08		
0100-6313 Heat . . . . .	194,673.72	134,258.97	58,239.39	444.02	1,731.34
0100-6314 Telephone and Telegraph . . . . .	31,087.73	9,899.62	21,188.11		
0100-6320 Duluth Campus Maintenance . . . . .	110,520.63	73,524.39	31,574.62	894.00	4,527.62
Total . . . . .	\$ 1,112,985.87	\$ 784,578.86	\$ 295,933.52	\$ 17,349.51	\$ 15,123.98
<b>Morris Campus</b>					
0100-6400 Plant Services – Morris . . . . .	\$ 243,917.89	\$ 123,155.24	\$ 97,023.91	\$ 6,847.72	\$ 16,891.02
0100-6402 Campus Maintenance . . . . .	13,545.02	11,093.32	2,201.70	250.00	
0100-6411 Custodial . . . . .	52,616.84	45,827.66	6,210.87	578.31	
Total . . . . .	\$ 310,079.75	\$ 180,076.22	\$ 105,436.48	\$ 7,676.03	\$ 16,891.02
<b>Rosemount Research Center</b>					
0100-6500 Administration . . . . .	\$ 197,633.37	\$ 130,246.15	\$ 55,210.73	\$ 10,090.92	\$ 2,085.57
0100-6502 Maintenance and Operation . . . . .	3,767.00		3,767.00		
Total . . . . .	\$ 201,400.37	\$ 130,246.15	\$ 58,977.73	\$ 10,090.92	\$ 2,085.57
<b>Crookston</b>					
0100-6600 Plant Service . . . . .	\$ 18,352.16	\$ 8,337.66	\$ 6,833.12	\$ 3,019.73	\$ 161.65
0334-6600 Appropriation . . . . .	42,071.28	29,592.93	11,753.35	725.00	
Total . . . . .	\$ 60,423.44	\$ 37,930.59	\$ 18,586.47	\$ 3,744.73	\$ 161.65
<b>Other Physical Plant</b>					
0100-6900 Advisory Architect . . . . .	\$ 33,646.08	\$ 22,620.00	\$ 10,968.81	\$	\$ 57.27
0100-6901 President's Residence – Eastcliff . . . . .	35,143.68	13,937.00	20,224.63	982.05	
0100-6902 Flight Facilities . . . . .	107,184.31	12,568.38	10,569.47	68,634.99	15,411.47
0500-6904 Campus Rentals Properties . . . . .	29,627.70	5,120.88	11,129.54	298.70	13,078.58
0500-6905 Como Clinic Building Gifts and Grants – Endowed . . . . .	1,016.26		1,016.26		
0940-6910-10 Miscellaneous Property . . . . .	65.06		65.06		
Total . . . . .	\$ 206,683.09	\$ 54,246.26	\$ 53,973.77	\$ 69,915.74	\$ 28,547.32

**STATEMENT OF EXPENDITURES – CURRENT FUNDS**

**July 1, 1967 to June 30, 1968**

**SCHEDULE B-4**

Dept. No.		Total	Salaries and Wages	Supplies and Expenses	Equipment	Buildings and Improvements
<b>Auxiliary Services</b>						
0500	Minneapolis . . . . .	\$ 20,021,903.09	\$ 6,909,230.64	\$12,502,688.95	\$ 495,874.64	\$ 114,108.86
0501	Athletics – Minneapolis. . . . .	1,361,924.53	448,324.67	906,805.85	5,994.01	800.00
0505	St. Paul . . . . .	2,285,626.30	757,353.13	1,487,448.95	32,122.21	8,702.01
0510	Duluth . . . . .	1,668,210.63	506,347.68	1,101,991.54	37,504.29	22,367.12
0511	Athletics – Duluth . . . . .	143,332.66	22,547.48	120,473.63	311.55	
0515	Morris . . . . .	727,146.33	218,477.69	484,656.05	22,790.50	1,222.09
0520	Crookston. . . . .	238,002.35	70,086.41	157,965.30	8,794.70	1,155.94
05XX	Other . . . . .	218,191.87	94,204.90	120,987.55	2,999.42	
	<b>Total . . . . .</b>	<b>\$ 26,664,337.76</b>	<b>\$ 9,026,572.60</b>	<b>\$16,883,017.82</b>	<b>\$ 606,391.32</b>	<b>\$ 148,356.02</b>
<b>University Services – Other</b>						
0100-7045	North Hall Debt Service. . . . .	\$ 13,165.00	\$	\$ 13,165.00	\$	\$
0100-7251	University of Minnesota Technical Institute – Crookston – Student Activities . . . . .	4,105.08		3,157.41	947.67	
0100-7267	University Grove Street Lighting. . . . .	202.42				202.42
0960-7267	University Grove – Special. . . . .	1,087.59		6,042.00		4,954.41
0960-7410	University Flight Facilities – Special . . . . .	24,204.40			24,204.40	
	<b>Total . . . . .</b>	<b>\$ 42,764.49</b>	<b>\$</b>	<b>\$ 22,364.41</b>	<b>\$ 25,152.07</b>	<b>\$ 4,751.99</b>
<b>Student Aid</b>						
	Gifts and Grants . . . . .	\$ 3,398,422.07	\$ 924,074.97	\$ 2,389,950.91	\$ 75,674.47	\$ 8,721.72
	Endowed . . . . .	324,968.32	27,151.09	297,817.23		
	<b>Total . . . . .</b>	<b>\$ 3,723,390.39</b>	<b>\$ 951,226.06</b>	<b>\$ 2,687,768.14</b>	<b>\$ 75,674.47</b>	<b>\$ 8,721.72</b>
	<b>Total Current Expenditures . . . . .</b>	<b>\$193,330,729.68</b>	<b>\$110,295,223.15</b>	<b>\$74,560,026.16</b>	<b>\$7,023,699.93</b>	<b>\$ 1,451,780.44</b>
	<b>Total Plant Fund Expenditures . . . . .</b>	<b>\$ 21,486,114.52</b>	<b>\$ 1,177.80</b>	<b>\$ 851,543.74</b>	<b>\$1,129,322.41</b>	<b>\$19,504,070.57</b>
	<b>Grand Total . . . . .</b>	<b>\$214,816,844.20</b>	<b>\$110,296,400.95</b>	<b>\$75,411,569.90</b>	<b>\$8,153,022.34</b>	<b>\$20,955,851.01</b>

**STATEMENT OF INCOME AND EXPENDITURES**

**AUXILIARY SERVICES**

SCHEDULE B-5

July 1, 1967 to June 30, 1968

Summary	Balance July 1, 1967	Income	Expenditures	Transfers
<b>Project Revenue Fund Accounts</b>				
Commonwealth Terrace – Phase I . . . .	\$ 1,204.91-	\$ 151,161.85	\$ 90,330.62	\$ 18,997.80-
Interest Account . . . . .			22,907.50	22,907.50
Bailey Hall . . . . .	3,223.69-	140,083.52	132,042.70	32,000.00-
Interest Account . . . . .			23,842.50	23,842.50
Territorial Hall . . . . .	18,802.57-	561,779.44	329,187.30	79,663.76-
Interest Account . . . . .			46,430.31	46,430.31
Addition to Comstock Hall . . . . .	42,629.99	208,700.94	171,423.92	70,629.99-
Interest Account . . . . .			25,000.94	25,000.94
Residence Hall Units (B) – Duluth . . . .	947.66	50,926.85	26,736.80	20,410.01-
Interest Account . . . . .			8,561.25	8,561.25
Frontier Hall . . . . .	134,191.47	547,000.39	309,901.46	193,856.25-
Interest Account . . . . .			43,336.57	43,336.57
Commonwealth Terrace – Phase II . . . .	69,678.69	84,328.14	63,670.58	
Interest Account . . . . .			27,244.63	27,244.63
Commonwealth Terrace – Phase III . . . .	2,621.77-	124,568.17	76,108.56	29,342.40-
Interest Account . . . . .			40,955.00	40,955.00
Griggs Hall – Duluth . . . . .	14,784.88-	167,220.08	69,004.40	40,894.55-
Interest Account . . . . .			23,997.50	23,997.50
Gay Residence Hall – Morris . . . . .	19,594.60	36,598.60	26,300.86	30,035.65-
Interest Account . . . . .			17,207.00	17,207.00
Gay Residence Hall Addition – Morris . . .		34,633.05	25,327.02	8,625.00-
Interest Account . . . . .			17,250.00	17,250.00
Griggs Hall Addition – Duluth . . . . .			1,875.68	1,875.68
<b>Auxiliary Services – Dormitories and Dining Halls – Other . . . . .</b>				
	<u>742,747.75</u>	<u>5,210,930.66</u>	<u>5,050,698.36</u>	<u>94,176.93-</u>
<b>Total – Auxiliary Services – Dormitories and Dining Halls . . . .</b>				
	\$ 969,152.34	\$ 7,317,931.69	\$ 6,669,341.46	\$ 320,023.46-
Auxiliary Services – Student Services . . . .	1,189,415.09	11,208,570.30	10,427,631.74	809,118.26-
Auxiliary Services – General Services . . . .	1,285,295.38	8,639,900.07	8,025,190.08	541,256.68-
Auxiliary Services – Other Services . . . . .	13,894.99	209,780.38	30,976.96	172,744.68-
<b>Total . . . . .</b>	<u>\$3,457,757.80</u>	<u>\$27,376,182.44</u>	<u>\$25,153,140.24</u>	<u>\$1,843,143.08-</u>
Athletics – Minneapolis . . . . .	57,326.77	1,508,422.33	1,562,254.93	39,261.85
Athletics – Duluth . . . . .	1,716.46	128,480.08	143,332.66	16,733.52
Athletics – Morris . . . . .	408.49	25,134.40	29,774.64	931.84
Athletics – Crookston . . . . .		7,761.97	7,142.65	
<b>Grand Total . . . . .</b>	<u><u>\$3,517,209.52</u></u>	<u><u>\$29,045,981.22</u></u>	<u><u>\$26,895,645.12</u></u>	<u><u>\$1,786,215.87-</u></u>

**STATEMENT OF INCOME AND EXPENDITURES**

**AUXILIARY SERVICES**

**July 1, 1967 to June 30, 1968**

**SCHEDULE B-5**

Balance June 30, 1968		Salaries and Wages	Supplies and Other Expenses	Equipment	Land Buildings and Improvements
Obligated	Unobligated				
\$ 3,224.11	\$ 37,404.41	\$ 76,584.01	\$ 13,180.81	\$ 546.00	\$ 19.80
10,643.39	37,826.26-	51,715.27	22,907.50	4,112.21	4,023.37
5,414.68	128,711.13	38,399.66	72,191.85	2,377.20	6,306.00
	9,277.02		23,842.50		
511.00	4,216.70	11,718.50	282,104.44		
22,301.69	155,132.46	37,108.80	46,430.31		
	90,336.25		171,423.92		
	16,495.44		25,000.94	447.48	
	42,536.25	27,078.94	14,570.82	998.99	
	143.31-	11,904.54	8,561.25		697.09
	681.03	13,346.57	271,793.67		525.00
			43,336.57		
			63,670.58		
			27,244.63		
			76,108.56		
			40,955.00		
			39,953.38	1,972.08	
			23,997.50		
			13,699.23		
			17,207.00		
			11,455.45		
			17,250.00		
			1,875.68		
<u>193,633.82</u>	<u>615,169.30</u>	<u>1,834,374.95</u>	<u>3,128,015.93</u>	<u>62,872.46</u>	<u>25,435.02</u>
\$ 235,728.69	\$1,061,990.42	\$2,102,231.24	\$ 4,456,777.52	\$ 73,326.42	\$37,006.28
491,510.81	669,724.58	3,646,730.73	6,490,834.02	195,996.07	94,070.92
656,806.68	701,942.01	2,835,128.75	4,845,637.07	332,328.51	12,095.75
1,235.00	18,718.73	5,120.88	12,478.80	298.70	13,078.58
<u>\$1,385,281.18</u>	<u>\$2,452,375.74</u>	<u>\$8,589,211.60</u>	<u>\$15,805,727.41</u>	<u>\$601,949.70</u>	<u>\$156,251.53</u>
37,552.00	5,204.02	522,123.86	1,033,192.66	6,138.41	800.00
3,593.89	3.51	22,547.48	120,473.63	311.55	
564.39	3,864.30-	68.15	29,553.70	152.79	
	619.32		6,635.65	507.00	
<u>\$1,426,991.46</u>	<u>\$2,454,338.29</u>	<u>\$9,133,951.09</u>	<u>\$16,995,583.05</u>	<u>\$609,059.45</u>	<u>\$157,051.53</u>

# STATEMENT OF INTERCOLLEGIATE ATHLETIC FUNDS

SCHEDULE B-6

July 1, 1967 to June 30, 1968

<b>Balance at Beginning of Year</b>			
Reserve for Open Requisitions . . . . .		\$ 34,737.67	
Reserve for Authorization in Process . . . . .		22,739.32	
Unencumbered Allotments . . . . .		<u>150.22</u>	
Total . . . . .			\$ 57,326.77
<b>Income</b>			
Student-Staff Privilege Books . . . . .			\$216,529.15
Public Ticket Sales:			
Football . . . . .	\$741,828.06		
Basketball . . . . .	82,462.05		
Hockey . . . . .	44,864.97		
Baseball . . . . .	2,902.26		
Other Sports . . . . .	<u>5,548.59</u>		877,605.93
Athletic Programs . . . . .		36,075.10	
Radio and Television . . . . .		156,438.70	
Rent . . . . .		27,596.92	
Interest on Temporary Investments . . . . .		16,654.46	
Mailing Fees . . . . .		8,104.70	
Rose Bowl Receipts . . . . .		62,079.70	
Revolving Fund Receipts . . . . .		84,594.98	
Other Miscellaneous Income . . . . .		<u>22,742.69</u>	
Total Income . . . . .			<u>\$1,508,422.33</u>
			\$1,565,749.10
<b>Expenditures</b>			
Salaries . . . . .		\$522,123.86	
Supplies and Material . . . . .		147,034.39	
Communication Service . . . . .		33,261.43	
Travel . . . . .		160,257.67	
Transportation . . . . .		1,587.30	
Utilities . . . . .		9,780.02	
Rent . . . . .		4,983.33	
Repairs . . . . .		97,809.32	
Other Current Expense . . . . .		397,449.25	
Fellowships, Scholarships, Prizes and Awards . . . . .		181,029.95	
Equipment . . . . .		6,138.41	
Land and Building . . . . .		<u>800.00</u>	
Total Expense . . . . .			<u>1,562,254.93</u>
			\$ 3,494.17
<b>Transfers</b> . . . . .			<u>15,423.44</u>
Ending Balance . . . . .			<u>\$ 18,917.61</u>
<b>Ending Balance</b>			
Reserve for Open Requisitions . . . . .		\$ 20,073.82	
Reserve for Open Authorizations . . . . .		17,478.18	
Reserve — Intercollegiate Athletics . . . . .		23,838.41	
Unencumbered Allotments . . . . .		<u>5,204.02</u>	
Total . . . . .			<u>\$ 18,917.61</u>



**CURRENT EXPENDITURES – SALARIES AND WAGES**

**July 1, 1967 to June 30, 1968**

**SCHEDULE B-7**

	Grand Total	Civil Service	Total Academic	Administration Deans and Directors	Professors
General Administration . . . . .	\$ 2,506,838.61	\$ 2,142,587.58	\$ 364,251.03	\$ 341,310.12	\$ 5,000.04
General Expense . . . . .	4,739,634.47	3,080,466.92	1,659,167.55	236,429.31	511,060.62
College of Liberal Arts . . . . .	8,682,597.94	792,404.54	7,890,193.40	111,434.39	2,341,215.58
Institute of Technology . . . . .	6,509,061.67	869,782.63	5,639,279.04	5,749.92	2,057,059.80
Institute of Agriculture . . . . .	3,591,982.54	639,313.48	2,952,169.06	70,125.24	1,351,552.39
College of Medical Sciences . . . . .	3,647,083.61	661,922.40	2,985,161.21	33,500.16	1,421,494.79
College of Biological Sciences . . . . .	1,203,224.27	197,076.57	1,006,147.70	27,000.00	462,788.06
College of Veterinary Medicine . . . . .	1,176,841.14	280,311.93	896,029.21	52,500.00	283,873.18
School of Dentistry . . . . .	1,060,606.18	222,550.04	837,956.14	30,000.00	333,226.40
Law School . . . . .	800,802.68	123,315.85	677,486.83	32,500.08	357,247.01
College of Pharmacy . . . . .	353,769.73	69,112.17	284,657.56	27,000.00	94,772.75
College of Education . . . . .	2,745,033.36	325,362.21	2,419,971.15	74,000.40	683,047.56
Summer Session . . . . .	1,456,059.86	43,202.58	1,412,857.28	28,375.20	269,311.85
Graduate School . . . . .	244,217.76	120,303.14	123,914.62	40,425.36	37,600.65
School of Business Administration . . . . .	1,123,643.57	146,140.88	977,502.69	76,000.08	303,079.89
University of Minnesota – Morris . . . . .	951,212.68	172,635.48	778,577.20	24,000.00	12,500.10
University College . . . . .	4,992.00	4,992.00			
General College . . . . .	1,041,606.17	77,528.54	964,077.63	25,000.08	137,491.08
University of Minnesota – Duluth . . . . .	2,670,219.18	395,232.21	2,274,986.97	27,250.08	602,865.02
Military Science . . . . .	22,212.30	21,950.82	261.48		
Crookston Technical Institute . . . . .	338,446.12	77,117.26	261,328.86		21,000.24
Instructional Trust Funds . . . . .	3,650,949.73	878,644.04	2,772,305.69	11,165.80	656,942.86
Organized Activities Relating to Instructional Departments:					
University Hospitals . . . . .	14,009,425.38	12,462,677.35	1,546,748.03	25,000.08	176,598.97
Other . . . . .	871,140.55	345,070.78	526,069.77		34,376.24
General Extension Division . . . . .	3,019,197.16	938,977.59	2,080,219.57	35,725.04	394,216.77
Agricultural Extension . . . . .	3,286,749.65	358,310.69	2,928,438.96		371,661.89
Other Extension and Public Service . . . . .	4,038,401.49	1,614,747.56	2,423,653.93	35,865.48	315,935.25
Libraries . . . . .	2,060,514.15	1,232,568.75	827,945.40	24,500.16	37,300.08
Agricultural Experiment Stations . . . . .	3,245,599.05	1,677,011.57	1,568,587.48		255,719.73
Other Budgeted Research . . . . .	1,590,185.68	638,329.79	951,855.89		255,238.40
Plant Services					
Minneapolis Campus . . . . .	2,182,380.77	2,164,715.57	17,665.20	17,665.20	
St. Paul Campus . . . . .	619,296.60	610,461.72	8,834.88	8,834.88	
Duluth Campus . . . . .	784,578.86	784,578.86			
Morris Campus . . . . .	180,076.22	180,076.22			
Rosemount . . . . .	130,246.15	130,246.15			
Crookston Technical Institute . . . . .	37,930.59	32,230.59	5,700.00		
Other Plant Services . . . . .	54,246.26	36,246.26	18,000.00		18,000.00
Total Plant Services . . . . .	\$ 3,988,755.45	\$ 3,938,555.37	\$ 50,200.08	\$ 26,500.08	\$ 18,000.00
Subtotal . . . . .	\$84,631,004.13	\$34,549,002.72	\$50,082,001.41	\$1,421,357.06	\$13,802,177.20
Sponsored Research . . . . .	\$15,686,420.36	\$ 7,039,878.51	\$ 8,646,541.85		\$ 1,579,657.93
Auxiliary Services . . . . .	9,026,572.60	8,231,857.75	794,714.85	20,000.16	147,915.67
Student Aid – Fellowships, Scholarships and Prizes . . . . .	951,226.06	36,939.14	914,286.92		108,480.40
Grand Total . . . . .	<u>\$110,295,223.15</u>	<u>\$49,857,678.12</u>	<u>\$60,437,545.03</u>	<u>\$1,441,357.22</u>	<u>\$15,638,231.20</u>
Equivalent Full-Time Number . . . . .	14,145	8,312	5,833	62	860
Average Salary . . . . .	\$ 7,797	\$ 5,998	\$ 10,361	\$ 23,288	\$ 18,175

**CURRENT EXPENDITURES – SALARIES AND WAGES**

**July 1, 1967 to June 30, 1968**

**SCHEDULE B-7**

Associate Professors	Assistant Professors	Instructors	Assistants and Associates	Agriculture Extension Assistants	Medical Fellows	Miscellaneous
\$ 252,124.14	\$ 353,242.84	\$ 13,095.81	\$ 4,845.06	\$	\$	\$ 15,170.40
1,201,419.67	1,104,493.19	1,077,209.59	1,851,520.62			202,900.36
1,246,381.05	955,279.67	136,007.03	1,157,772.88			81,028.69
685,918.32	429,017.35	218,874.69	175,155.65	300.00		21,225.42
552,283.05	649,783.07	269,060.80	41,722.74		12,316.44	5,000.16
123,410.95	193,868.40	42,171.39	156,908.90			
116,990.10	226,047.20	212,799.73	2,520.00			1,299.00
126,045.55	205,697.93	106,379.20	8,185.27		12,673.95	15,747.84
183,879.73	14,467.08	79,132.60	5,620.33			4,640.00
61,500.36	55,778.15	12,400.10	33,206.20			
418,081.13	413,914.77	612,778.95	204,606.10			13,542.24
239,390.99	292,768.18	250,577.08	229,037.17			103,396.81
5,775.36	8,363.76	27,605.49	4,144.00			
141,429.31	149,083.92	85,191.53	176,250.83			46,467.13
184,525.90	301,998.64	236,050.31	5,390.01			14,112.24
166,020.13	162,080.64	300,241.55	170,324.15			2,920.00
229,179.11	541,387.27	705,862.58	50,773.02			117,669.89
			261.48			
33,804.32	47,445.64	157,921.74	495.72			661.20
521,652.36	662,088.79	578,146.28	174,488.82		77,989.64	89,831.14
188,578.06	274,300.72	133,923.61	55,356.62		516,303.61	176,686.36
30,431.92	93,679.19	354,043.15	9,422.58			4,116.69
322,640.40	348,105.59	496,246.08	113,646.49			369,639.20
447,336.56	201,886.43	203,498.68	9,925.81	1,689,429.67		4,699.92
269,053.78	398,426.08	571,283.12	313,002.39	144,248.84	8,235.89	367,603.10
12,512.64	190,146.19	563,111.93	374.40			
210,814.36	295,802.81	215,724.40	590,226.18	300.00		
115,351.11	141,103.97	169,786.00	257,758.19			12,618.22
		5,700.00				
		\$ 5,700.00				
\$8,086,530.36	\$8,710,257.47	\$8,032,633.86	\$5,896,271.41	\$1,834,278.51	\$ 627,519.53	\$1,670,976.01
\$1,121,726.29	\$1,933,406.41	\$1,939,556.56	\$1,948,689.26		\$ 62,255.44	\$ 61,249.96
19,404.12	240,642.60	232,801.60	81,972.96		26,184.36	25,793.38
78,138.72	198,633.43	69,323.84	43,773.26		412,537.14	3,400.13
\$9,305,799.49	\$11,082,939.91	\$10,274,315.86	\$7,970,706.89	\$1,834,278.51	\$1,128,496.47	\$1,761,419.48
683	1,000	1,192	1,444	173	225	194
\$ 13,623	\$ 11,078	\$ 8,622	\$ 5,519	\$ 10,582	\$ 5,009	\$ 9,065

**SUMMARY STATEMENT OF CURRENT FUNDS**  
**FEDERAL APPROPRIATIONS**  
**July 1, 1967 to June 30, 1968**

**SCHEDULE B-8**

Fund No.		Balance at Beginning of Year	Schedule B-1 Income		Expenditures to Schedule B-2
			Appropriations	Other	
0202	Smith-Lever Fund Amended . . . . .	\$ 250,430.45	\$ 1,851,100.00	\$	\$ 2,117,574.83
0203	Consolidated Hatch Fund. . . . .	48,475.82	1,012,902.00	150.88-	1,051,182.12
0204	McIntire-Stennis Fund . . . . .	5,720.01	84,625.00	97.41-	89,361.11
0207	Morrill-Nelson Act. . . . .		50,000.00		50,000.00
0210	Bankhead-Jones, Instruction . . . . .	.75	231,143.75		231,144.50
0216	Bankhead-Jones, Section 9 (b) 3 Act . . . . .	10,809.97	215,605.00	115.61-	211,208.82
0217	Research and Marketing Act - Extension . . . . .	304.75-	30,150.00		28,294.96
0220	Smith-Lever Pesticide Chemical Fund . . . . .	24,512.64	46,012.00		70,912.41
0221	Smith-Lever Resource Development Fund . . . . .	390.14	32,074.00		32,052.08
0222	Smith-Lever Rural Civil Defense Fund . . . . .	1,878.11	24,000.00		25,209.27
0223	Smith-Lever Community Development Program. . . . .	5,156.24	29,083.00		33,856.13
0100	Smith-Hughes, George Barden Act - Minneapolis. . . . .		176,371.40		176,371.40
0100	Smith-Hughes, George Barden Act - Duluth. . . . .		15,815.00		15,815.00
	<b>Total . . . . .</b>	<b>\$347,119.38</b>	<b>\$3,798,881.15</b>	<b>\$363.90-</b>	<b>\$4,132,982.63</b>

**SCHEDULE B-9**

**SPECIAL STATE APPROPRIATIONS**

0300	Agriculture Extension. . . . .	\$ 24,444.44	\$ 1,618,135.98	\$ 28,539.25	\$ 1,646,874.99
0301	Beneficiation of Manganiferous and Low Grade Ores . . . . .	3,500.81	92,492.89	700.00	93,540.22
0302	General Agricultural Research . . . . .	79,290.52	1,078,152.16	26.97-	1,072,169.68
0303	Medical and Cancer Research . . . . .	26,625.60	140,308.81		133,203.70
0304	Veterinary Diagnostic Laboratory . . . . .	2,180.30	131,934.33	2,000.00	126,897.01
0305	Institute of Child Development . . . . .	1,018.35	59,662.66		55,198.17
0306	University of Minnesota - Morris . . . . .	16,610.11	13.78	88.00	16,711.89 (1)
0307	General Research . . . . .	16,066.51	140,099.71		127,952.25
0309	Minnesota Institute of Research . . . . .	5,211.88	44,000.00		42,556.76
0310	Livestock Sanitary Board . . . . .	8,013.06	57,669.40	975.00	52,697.15
0311	Agricultural Research - Rosemount . . . . .	11,054.14	172,071.06	5.78	175,174.09
0312	Hybrid Corn Maturity Tests . . . . .	1,157.24	18,127.60		19,353.48
0313	School of Agriculture - Student Aid Fund. . . . .	12,037.50	22,362.50		20,875.00
0314	Potato Processing Research Laboratory . . . . .	4,718.11	25,740.62		30,161.16
0315	Bureau of Business Research . . . . .	7,050.22	41,876.40		23,985.25
0316	Soybean Research . . . . .	6,157.80	118,352.49	100.00	92,067.81
0317	Geological Survey . . . . .	1,032.81-	80,541.98	1,406.40	79,788.91
0321	Psychiatric Research. . . . .	35,633.80	127,363.42		139,701.08
0322	Training of Laboratory Aides . . . . .	13.72			13.72
0323	Special Education Training and Research. . . . .	3,067.00	90,896.85		91,924.19
0324	Beneficiation of Industrial Minerals and Nonferrous Deposits . . . . .	1,981.23	55,511.15		55,058.19
0326	Industrial Relations Education Fund . . . . .	3,132.35	75,673.90		75,719.59 (2)
0327	Beneficiation of Manganiferous and Low Grade Ores-Cuyuna Range . . . . .	6,024.34	114,467.28		107,753.64
0328	Southwest Agricultural Experiment Station - Lamberton . . . . .	7,693.71			7,693.71
0330	Investment Income - Special State Funds . . . . .	160,417.20		198,515.35	99,630.45 (3)
0331	Archeology Program for Minnesota . . . . .	39.92	20,041.34		19,330.22
0332	Feasibility Study of Inter-Institutional Television . . . . .	1,549.03		285.00	940.30
0333	National Defense Student Loan Program . . . . .		217,500.00		192,267.26 (4)
0334	University of Minnesota Technical Institute - Crookston . . . . .	1,794.27	460,774.98	92,640.52	458,647.77
0335	Program for Prevention of Crime and Delinquency . . . . .	19,500.00	19,500.00-		
0336	Paleontology Program for Minnesota . . . . .	1,208.15			1,208.15
0337	Control of Aquatic Nuisance Organisms . . . . .	737.08-	25,248.24		24,173.82
0338	Research in Vegetation Management in State Parks and Recreation Areas . . . . .		15,558.44		12,484.59
0339	Study in Lakeshore Development Trends. . . . .		40,286.71		39,603.68
0340	Geological Mapping. . . . .		68,289.38		70,393.71
0341	Soil Mapping . . . . .		26,935.68		19,805.55
0342	Forest Research Center - Cloquet . . . . .		50,117.46		30,249.94
0343	Coordinated Extension and Continuing Education Program - Pilot Study . . . . .		45,113.88		25,949.79
0344	Study of Training for Careers in Fire Prevention and Fire Protection . . . . .		10,013.78		4,693.55
0345	Control of Hypercholesterolemia . . . . .		12,000.00		
0370	University of Minnesota Hospitals . . . . .	2,002,498.16	2,592,032.11	14,903,544.78	17,854,262.67 (5)
0375	Psychopathic Hospital Maintenance. . . . .	9,916.20	1,017,930.54		1,018,098.68
0380	Child Psychiatric Hospital . . . . .	480.37	385,871.69		386,199.60
0390	Hospital Rehabilitation Center. . . . .	11,885.54	1,003,635.17		1,008,852.02
0395	Multiple Sclerosis Clinic . . . . .	124.75	135,187.74		135,232.49
0399	Investment Income - Plant . . . . .	10,522.73			8,316.26
	<b>Total . . . . .</b>	<b>\$2,500,949.17</b>	<b>\$10,412,492.11</b>	<b>\$15,228,773.11</b>	<b>\$25,697,412.14</b>

(1) Includes net transfers out of \$10,051.08

(4) Includes net transfers out of \$192,267.26

(2) Includes net transfers out of \$ 975.00

(5) Includes net transfers out of \$156,801.64

(3) Includes net transfers out of \$10,700.00

**SUMMARY STATEMENT OF CURRENT FUNDS  
FEDERAL APPROPRIATIONS  
July 1, 1967 to June 30, 1968**

**SCHEDULE B-8**

Balance at End of Year Obligated		Analysis of Expenditures			
		Salaries and Wages	Supplies and Expenses	Equipment	Buildings and Improvements
\$54,386.89	\$70,381.27-	\$1,803,033.57	\$290,668.50	\$ 23,872.76	\$
11,856.19	1,811.37-	746,196.57	216,475.55	88,510.00	
891.83	5.34-	63,678.47	17,312.81	8,369.83	
		47,400.18	2,599.82		
15,123.89	33.35-	219,530.94	11,613.56		
1,752.50	202.21-	120,386.65	55,925.00	34,897.17	
524.95	912.72-	27,709.62	585.34		
1,126.82	714.76-	60,636.78	10,099.91	175.72	
1,133.24	464.40-	22,732.83	9,319.25		
	383.11	16,133.72	8,977.78	97.77	
		28,566.86	4,687.77	601.50	
		176,371.40			
		15,815.00			
<u>\$86,796.31</u>	<u>\$74,142.31-</u>	<u>\$3,348,192.59</u>	<u>\$628,265.29</u>	<u>\$156,524.75</u>	<u>\$</u>

**SPECIAL STATE APPROPRIATIONS**

**SCHEDULE B-9**

\$ 25,150.12	\$ 905.44-	\$ 1,240,362.96	\$ 385,371.99	\$ 20,856.58	\$ 283.46
3,522.20	368.72-	74,191.12	14,032.19	5,316.91	
86,167.71	921.68-	689,028.09	292,478.58	82,287.02	8,375.99
34,673.20	942.49-	31,007.39	60,922.74	41,261.03	12.54
11,026.14	1,808.52-	97,415.52	25,672.04	3,809.45	
5,512.16	29.32-	42,285.65	11,692.45	1,220.07	
		5,466.89	5,466.89	1,193.92	
29,119.11	905.14-	70,975.86	25,216.15	31,390.24	370.00
6,845.35	190.23-	5,098.38	10,988.91	26,469.47	
13,965.12	4.81-	38,119.08	8,324.57	6,253.50	
8,013.44	56.55-	109,125.51	45,208.56	16,010.89	4,829.13
	68.64-	13,332.80	6,020.68		
	13,525.00		20,875.00		
425.28	127.71-	22,885.80	2,890.61	4,384.75	
25,221.22	279.85-	14,266.72	9,581.83	136.70	
33,346.25	803.77-	62,742.82	22,100.58	7,224.41	
1,633.34	506.68-	51,481.42	26,333.21	1,974.28	
23,362.04	65.90-	100,858.26	20,612.93	18,229.89	
			13.72		
2,240.43	200.77-	66,921.06	21,017.43	3,985.70	
2,851.61	417.42-	44,524.65	10,122.11	411.43	
3,196.30	109.64-	58,274.71	15,060.72	1,409.16	
12,810.85	72.87-	92,162.08	10,519.01	5,072.55	
			3,697.50	3,996.21	
256,745.24	2,556.86		43,574.42	46,410.75	1,054.72-
	751.04	15,088.58	4,241.64		
1,046.23	52.50-		940.30		
96,707.23	25,232.74	342,299.55	100,316.95	15,489.37	541.90
	145.23-				
348.15	10.81-	13.21	1,194.94		
		21,688.22	2,748.10	262.50	
750.00	2,323.85	10,814.10	1,178.39	492.10	
330.22	352.81	34,047.01	3,768.19	1,788.48	
1,359.99	3,464.32-	50,784.81	19,498.35	110.55	
614.37	6,515.76	18,046.22	1,759.33		
20,178.88	311.36-	23,072.00	2,915.04	4,262.90	
19,173.40	9.31-	18,128.08	7,202.15	619.56	
5,400.00	79.77-	1,200.00	3,493.55		
12,000.00					
1,644,947.09	1,134.71-	11,073,241.21	6,118,801.02	461,539.91	43,878.89
9,748.06		755,372.35	261,081.04	1,566.29	79.00
152.46		257,147.93	128,798.52	91.50	161.65
6,668.69		652,493.77	349,774.46	6,583.79	
80.00		115,990.82	19,241.67		
2,193.07	13.40		28.41		
<u>\$2,407,524.95</u>	<u>\$37,277.30</u>	<u>\$16,314,487.74</u>	<u>\$8,124,776.87</u>	<u>\$821,586.86</u>	<u>\$8,287.85</u>
					<u>\$65,765.69</u>

**STATEMENT OF LOAN FUNDS**  
**July 1, 1967 to June 30, 1968**

**EXHIBIT C**

Fund No.	Loan Funds	Loan Funds July 1, 1967	Additions		Interest Transferred To Principal
			Gifts	Interest on Loans	
1500	University of Minnesota Emergency Loan Fund . . . . .	\$ 421.60	\$	\$ 10.80	\$
1501	Intercollegiate Athletic Student Loan Fund . . . . .	5,957.85		330.95	
1502	Elenore Mary Lawson Loan Fund . . . . .	254.60		4.60	
1503	Ferdinand G. Kumm Memorial Loan . . . . .	222.08		3.65	
1504	Sarah Louise Keinholtz Memorial Loan Fund . . . . .	217.26		4.65	
1505	U.S. Office of Education - Cuban Students Loan Fund . . . . .	146.00	3,350.00		
1506	Frank A. Morris Memorial Loan Fund . . . . .	1,269.03		3.85	
1508	Farmers Union ABC Loan Fund - UMM . . . . .	11,430.18	60.00	14.88	
1509	Harold A. Stueland Memorial Loan Fund . . . . .	1,015.49		3.64	
1510	Benjamin Franklin Nelson Memorial Loan Fund . . . . .	28,672.34		240.35	
1511	Reuel Fenstermacher Student Loan Fund for Veterinary Medicine . . . . .	1,334.56		29.90	
1512	Ezra H. Pieper Emergency Loan Fund . . . . .	1,051.66		20.29	
1513	Twin City Bank Loan Fund II . . . . .	24,849.93		944.85	
1514	Minnesota Farm Bureau Federation Student Loan Fund . . . . .	1,875.54		29.50	
1515	United Student Aid Fund . . . . .	21,000.00			
1516	Twin City Student Loan Fund II - Morris . . . . .	3,282.26		38.38	
1517	Robins, Davis, and Lyons Guarantee Loan Fund . . . . .	1,500.00			
1518	Federal Cartridge Foundation Guarantee Loan Fund . . . . .	2,000.00			
1519	Belle P. Christopher Memorial Loan Fund . . . . .	840.63		28.20	
1520	Staff and Employees Student Loan Fund - Morris . . . . .	1,726.19			
1521	American Dental Association - Dental Student Loan Fund . . . . .	7,325.23		247.55	
1522	Adolph Meyer Memorial Loan Fund . . . . .	1,043.13		32.95	
1523	J. Marshall Hanks Student Loan Fund . . . . .	185.38		4.05	
1524	Irvin M. Nestingen Memorial Loan Fund . . . . .	1,497.30		21.05	
1525	Minnesota Medical Foundation - Hospital Administration Loan Fund . . . . .	1,116.52		.40	
1526	Dr. LeRoy Doolittle Memorial Loan Fund . . . . .	1,009.90		7.14	
1527	University of Minnesota, Morris, General Student Loan Fund . . . . .	225.25	50.00	1.29	
1528	Anna M. Jones Memorial Loan Fund . . . . .	10,633.93		192.60	
1529	International College of Dentists Loan Fund . . . . .	1,547.55		6.85	
1530	College of Education Loan Fund . . . . .	1,198.16		19.85	
1531	Navy League, Minneapolis Chapter Loan Fund . . . . .	2,251.39		24.95	
1532	B. C. Gamble Student Loan Fund . . . . .	10,817.45		352.10	
1533	Staff and Employees Loan Fund - Duluth . . . . .	1,034.36			
1534	1936 Dental Students Loan Fund . . . . .	187.50	25.00	6.20	
1535	Augustus L. Searle Fund . . . . .	667.55		9.60	
1536	Gregg Johnson Memorial Music Loan Fund . . . . .	1,045.88		11.60	
1537	School of Dentistry Loan Fund . . . . .	2,206.00	225.00		
1538	Women's Club of Richfield Loan Fund . . . . .	336.87		12.20	
1539	Roy Rowell Ireland Trust Fund . . . . .	199,270.31		5,523.25	
1540	Meeker County Farmers Union Loan Fund . . . . .	335.25		8.15	
1541	Minneapolis Calhoun Elementary School PTA Loan Fund . . . . .	202.50	50.00	3.00	
1542	Wheeler Fredrickson, and Larson Guarantee Loan Fund . . . . .	700.00			
1543	Law School Guarantee Loan Fund . . . . .	360.00			
1544	Daniel C. Dvoracek Memorial Student Loan Fund . . . . .	327.10		9.25	
1545	Mildred Z. Clarke Sigma Kappa Loan Fund . . . . .	11,449.38		311.74	
1546	Captain Charles Hack, M.D. Memorial Loan Fund . . . . .	2,337.75		787.66	
1548	William A. Peters Student Loan Fund . . . . .	236.73		3.70	
1549	Duluth District Dental Auxiliary Loan Fund . . . . .	1,046.27		21.45	
1550	Albert P. Krost Memorial Loan Fund . . . . .	10,000.85		31.25	
1551	George W. Merck Memorial Loan Fund . . . . .	20,079.35	3,000.00	66.75	
1552	Duluth Engineers Club Emergency Loan Fund . . . . .	752.47		9.23	
1553	Southern School of Agriculture Student Loan Fund . . . . .	344.49			
1554	Indo American Club Student Loan Fund . . . . .	317.30			
1555	Milton B. Kihlstrum Memorial Loan Fund . . . . .	2,007.85		58.05	
1558	Robert (Tsai-Hsing) Chen Memorial Loan Fund . . . . .	128.00			
1559	Jacob G. Cohen Loan Fund . . . . .	5,057.28		10.15	
1560	Health Professions Student Loan Fund - Medicine . . . . .	540,000.00	180,000.00		
1561	Health Professions Student Loan Fund - Dentistry . . . . .	469,258.89	175,000.00		
1562	Foreign Staff Loan Fund . . . . .	5,040.65		15.00	
1563	Charles and Ellora Alliss Foundation Loan Fund . . . . .	15,330.88	5,000.00	505.85	
1564	PHS - Nursing Student Loan Fund . . . . .	54,453.05	21,420.00	52.60	
1565	John Deere Student Loan Fund . . . . .	2,172.17			
1566	Student Loan Fund, Grand Rapids . . . . .	245.21			
1567	Selma A. Lee Memorial Loan Fund for Medical Students. . . . .	8,020.60		77.85	
1568	Stanil Toncheff Student Loan Fund . . . . .	50,298.71		872.05	
1569	Ella J. Rose Memorial Emergency Loan Fund . . . . .	843.50			
1570	Dental Students Loan Fund . . . . .	2,000.00		49.65	
1571	College of Veterinary Medicine Alumni Loan Fund . . . . .	552.00	116.00	4.85	
1572	PHS - Health Professions Loan Fund - Pharmacy . . . . .	20,000.00	27,000.00		
1573	University of Minnesota Technical Institute - Crookston - Student Loan Fund . . . . .	1,594.80			
1574	Steven Bros. Foundation Loan Fund . . . . .	4.00	60.25		
1575	Physicians and Hospital Supply Co. and Ulmer Pharmacal Co. Fund . . . . .	2,437.78		3.50	

# STATEMENT OF LOAN FUNDS

July 1, 1967 to June 30, 1968

EXHIBIT C

Transfers From Other Funds	Deductions		Loan Funds June 30, 1968	Assets	
	Cancelled Notes	Expense		Cash	Notes Receivable
\$ 2,047.20-	\$	\$	\$ 432.40	\$ 82.40	\$ 350.00
			4,241.60		4,241.60
			250.00	100.00	150.00
			225.73	55.73	170.00
			221.91	56.91	165.00
		2,496.00	1,000.00	750.00	250.00
			1,272.88	557.88	715.00
			11,505.06	1,227.10	10,277.96
			1,019.13	926.88	92.25
			28,912.69	23,061.99	5,850.70
			1,364.46	114.46	1,250.00
			1,071.95	1,014.83	57.12
742.00		5,616.87(2)	20,919.91	7,149.25	13,770.66
			1,905.04	805.04	1,100.00
			21,000.00	21,000.00 (1)	
742.00-			2,578.64		2,578.64
			1,500.00	1,500.00 (1)	
			2,000.00	2,000.00 (1)	
			868.83	213.83	655.00
137.33-			1,588.86		1,588.86
			7,572.78	2,422.58	5,150.20
			1,076.08	626.08	450.00
			189.43	114.43	75.00
			1,518.35	483.35	1,035.00
			1,116.92	1,116.92	
			1,017.04	747.39	269.65
			276.54	121.54	155.00
			10,826.53	2,343.08	8,483.45
			1,554.40	1,547.55	6.85
			1,218.01	471.81	746.20
			2,276.34	1,776.34	500.00
			11,169.55	1,050.30	10,119.25
			1,034.36	1,034.36	
			218.70	93.70	125.00
			677.15	552.15	125.00
			1,057.48	917.01	140.47
200.00-			2,231.00	1,231.00	1,000.00
			349.07	119.07	230.00
			204,793.56	69,021.62	135,771.94
			343.40	143.40	200.00
			255.50	139.50	116.00
			700.00	700.00 (3)	
			360.00	360.00 (3)	
			336.35	336.35	
			11,761.12	738.12	11,023.00
			3,125.41	845.41	2,280.00
			240.43	180.43	60.00
			1,067.72	417.72	650.00
			10,032.10	6,673.07	3,359.03
			23,146.10	2,396.10	20,750.00
			761.70	361.70	400.00
			344.49	344.49	
			317.30	202.70	520.00
			2,065.90	165.90	1,900.00
			128.00	128.00	
			5,067.43	1,830.73	3,236.70
20,000.00			740,000.00	2,679.00	737,321.00
19,444.44			663,703.33	2,230.83	661,472.50
			5,055.65	5,055.65	
			20,836.73	1,799.83	19,036.90
2,380.00		1,221.30	77,084.35	12,077.30	65,007.05
			2,172.17	2,172.17	
	115.21		130.00		130.00
			8,098.45	693.45	7,405.00
			51,170.76	40,459.76	10,711.00
			843.50	843.50	
			2,049.65	949.65	1,100.00
			672.85	172.85	500.00
3,000.00			50,000.00	55.85-	50,055.85
			1,594.80	1,508.80	86.00
			64.25	10.00	54.25
			2,441.28	2,228.63	212.65

**STATEMENT OF LOAN FUNDS**

**July 1, 1967 to June 30, 1968**

**EXHIBIT C**

Fund No.	Loan Funds	Loan Funds July 1, 1967	Additions		Interest Transferred To Principal
			Gifts	Interest on Loans	
1576	National Defense Student Loan Fund – Crookston	\$ 20,000.00	\$	\$ 3.28	\$
1577	Vernon W. Olson, Junior Memorial Aid Fund	1,171.15			
1578	Dr. Alfred Owre Loan Fund	103,713.72	24,607.43	6.21	
1579	The Moden Scholarship Fund	6,769.90			
1580	Bothilda Uglum Student Loan Memorial Fund	18,498.94	.50	353.05	
1581	Student Emergency Loan Fund – Duluth	5,474.69	125.00	120.84	
1582	Henry J. Fletcher Memorial Aid Fund	21,724.50		367.80	
1583	Health Professions Loan Program – Veterinary Medicine		114,128.79		
1584	Duluth Student Loan Fund	5,970.76		124.57	
1585	Electrical Workers and Contractors Loan Fund		5,000.00		
1586	Lawson G. Lowrey Memorial Student Loan Fund		2,000.00		
1589	Ronald P. Nelson Loan Fund	2,218.55		67.70	
1590	Dr. Willard L. Burnap Loan Fund	331.41			
1603	Caleb Dorr Loan Fund	650.55			
1604	General Student Loan Fund	47,909.11	1,424.02	1,566.42	
1605	H. P. Bend Loan Fund	103.63		2.40	
1606	Cosmopolitan Club Loan Fund	1,966.84		42.35	17.80
1607	Elliot Trust Fund	13,195.62		8.75	464.58
1608	Engineers Bookstore Loan Fund	7,288.24		182.45	
1609	Giffilan Trust Fund	266,308.02		6,585.56	4,450.00
1610	Edward M. and Effie R. Johnson Loan Fund	13,971.48	1.50	374.00	445.00
1611	Law Alumni Loan Fund	54,795.64		779.73	331.97
1612	Ramsey County Medical Auxiliary Loan Fund	879.95		17.35	
1613	John Lind Fund for Crippled Children	14,786.58		391.95	588.29
1614	F. D. Lindquist Loan Fund	1,578.88		77.80	
1615	Ludden Estate Fund	40,163.44		1,239.05	686.19
1616	Ludden Real Estate Fund	196,046.22		4,943.89	3,400.37
1617	Ludden Trust Fund	40,078.45		564.65	1,778.22
1618	First National Bank of St. Paul Loan Fund	1,633.12		45.10	
1619	Minnesota State Organization for Public Health Nursing Loan Fund	1,031.55			47.17
1620	Professional Sorority Council Loan Fund	144.98		.35	
1621	Juniata Shepperd Loan Fund	421.90		7.50	
1622	Women's Auxiliary of Minneapolis Dental Society Loan Fund	6,272.84	550.00	119.00	
1623	W.C.T.U. (Eighth Ward) Loan Fund	148.61		1.00	
1624	Mary Dwight Aker Loan Fund	6,975.60		118.70	
1625	"The Dads" Association of the University of Minnesota Fund	1,777.94		28.35	
1626	Argosy Loan Fund	362.39		4.45	
1627	Class of 1902 Scholarship Fund	46.35			
1629	Dr. Nellie W. Nelson Home Economics Loan Fund	4,535.01		51.10	
1630	Minnesota G.A.R. and Women's Relief Corps Loan Fund	668.22		2.95	
1631	Earle Brown Loan Fund	515.84		50.00	
1632	Helen Dwan Loan Fund	151.49		11.50	
1633	Lambda Alpha Psi Graduate Loan Fund	776.22		61.10	
1634	Delta Sigma Delta Loan Fund	1,483.07			
1635	Anna R. Goldberg Loan Fund	379.43		11.25	
1636	Central School of Agriculture Loan Fund	474.34		4.05	
1637	Dorothy M. Winter Memorial Loan Fund	631.76		15.65	
1638	St. Paul Housewives League Loan Fund	854.59		22.45	
1639	West Central School of Agriculture Class of 1950 Loan Fund	602.77			
1640	Delta Phi Delta Loan Fund	146.91		15.00	
1657	Eitel Loan Fund	58,749.93		1,307.20	4,384.59
1672	William Arthur Lawhead Loan Fund	4,819.42		131.50	178.00
1676	St. Anthony Park Women's Relief Corps Loan Fund	595.41		4.55	
1677	Minneapolis Women's Advertising Club Loan Fund	398.82			
1678	Agriculture Faculty Women's Club Loan Fund	2,621.58	50.00	85.70	
1683	Wayne E. Butterbaugh Memorial Loan Fund	196.82			
1684	Class of 1901 Loan Fund	539.91		15.90	
1686	Women's Auxiliary of Hennepin County Medical Society Student Loan Fund	1,402.42		15.00	
1687	Minnesota Home Economics Assn. Loan Fund	278.39		.85	
1688	Phi Upsilon Omicron Loan Fund	155.07		6.75	
1690	Twin City Panhellenic Loan Fund	74.01		2.55	
1691	Phi Lambda Theta Loan Fund	205.60			
1692	Edward E. Nicholson Student Loan	11,809.27		537.25	
1693	John Buckhout Johnston Educational Loan Fund	10,392.89		322.10	770.74
1694	West Central School of Agriculture Seventh District Federation of Women's Clubs Loan Fund	2,323.01			
1697	Staff and Employee Student Loan Fund	17,894.66		547.60	
1698	Ladies Drug Auxiliary of Mpls. Loan Fund	612.15			
1699	Minnesota Union Loan Fund	114.67			
1701	Staff and Employees Loan Fund	8,365.49		34.65	
1702	Gopher 4-H Club Loan Fund	69.73			
1703	Staff and Employees Extension Student Loan Fund	2,513.93		62.05	
1704	Staff and Employees Central School of Agriculture Loan Fund	70.50			
1705	Child Psychology Study Circle St. Paul, Loan Fund	270.77		13.75	

**STATEMENT OF LOAN FUNDS**  
**July 1, 1967 to June 30, 1968**

**EXHIBIT C**

Transfers From Other Funds	Deductions		Assets		
	Cancelled Notes	Expense	Loan Funds June 30, 1968	Cash	Notes Receivable
\$ 34,000.00	\$	\$	\$ 54,003.28	\$ 703.35	\$ 53,299.93
			1,171.15	1,171.15	
		10.61-	128,337.97	127,149.55	1,188.42
			6,769.90	6,769.90	
			18,852.49	13,837.94	5,014.55
			5,720.53	1,774.20	3,946.33
12,680.98			22,092.30	9,342.73	12,749.57
			126,809.77	10,154.77	116,655.00
			6,095.33	2,345.18	3,750.15
			5,000.00	5,000.00	
			2,000.00	2,000.00	
			2,286.25	91.40	2,194.85
			331.41	257.32	74.09
			650.55	375.55	275.00
10.00			50,909.55	943.76-	51,853.31
			106.03	24.53	81.50
			2,026.99	160.74	1,866.25
			13,668.95	6,118.50	7,550.45
			7,470.69	1,113.94	6,356.75
			277,343.58	143,795.88	133,547.70
			14,791.98	2,111.88	12,680.10
			55,907.34	44,933.94	10,973.40
			897.30	97.30	800.00
			15,766.82	12,788.85	2,977.97
			1,656.68	257.13	1,399.55
			42,088.68	6,192.29	35,896.39
			204,390.48	101,216.46	103,174.02
			42,421.32	31,457.29	10,964.03
			1,678.22	896.23-	2,574.45
			1,078.72	1,078.72	
			145.33	95.33	50.00
			429.40	279.40	150.00
			6,941.84	2,050.59	4,891.25
			149.61	18.61	131.00
			7,094.30	6,154.65	939.65
			1,806.29	1,476.99	329.30
			366.84	31.84	335.00
			46.35	46.35	
			4,586.11	3,234.83	1,351.28
			671.17	17.67	653.50
			565.84	195.84	370.00
			162.99	65.49	97.50
			837.32	108.32	729.00
			1,483.07	1,283.07	200.00
			390.68	390.68	
		113.74	364.65	28.25	336.40
			647.41	27.41	620.00
			877.04	282.04	595.00
			602.77	602.77	
			161.91	61.91	100.00
			64,441.72	21,597.87	42,843.85
			5,128.92	402.20	4,726.72
			599.96	414.96	185.00
			398.82	398.82	
			2,757.28	324.28	2,433.00
			196.82	196.82	
			555.81	320.81	235.00
			1,417.42	234.92	1,182.50
			277.54	17.54	260.00
			161.82	31.82	130.00
			76.56	23.44-	100.00
			205.60	205.60	
			12,346.52	1,555.69	10,790.83
			11,485.73	2,534.00	8,951.73
			2,323.01	357.01	1,966.00
			18,442.26	4,376.38	14,065.88
			612.15	112.15	500.00
			114.67	38.17	76.50
137.33			8,537.47	7,493.25	1,044.22
			69.73	69.73	
			2,575.98	1,750.21	825.77
			70.50	70.50	
			284.52	34.52	250.00



# STATEMENT OF LOAN FUNDS

July 1, 1967 to June 30, 1968

**EXHIBIT C**

Fund No.	Loan Funds	Loan Funds July 1, 1967	Additions		Interest Transferred To Principal
			Gifts	Interest on Loans	
1706	Staff and Employees School of Agriculture Loan Fund, Crookston	\$ 89.30	\$	\$	\$
1707	Staff and Employees School of Agriculture Loan Fund, Morris	249.08			
1708	Staff and Employees School of Agriculture Loan Funds, Grand Rapids	30.40			
1709	Richard Olding Beard Loan Fund	162.24			
1713	Minnesota Bookstore Student Loan Fund	275.36		13.20	
1716	Max Toltz Loan Fund in Engineering	131.73		3.00	
1722	General Student Loan Fund - Special	4.52			
1732	Minnesota League of Nursing Loan Fund	519.65			
1734	Minnesota Bookstore Loan Fund	284.01			
1742	Josephine Louise Harper Loan Fund	130.31			
1745	Sigma Delta Gamma Graduate Students Loan Fund	283.91			
1749	Frank B. Kellogg Loan Fund	48,498.96		846.50	
1750	Robert W. Murchic Graduate Loan Fund	252.62			
1765	Minnesota Medical Foundation Fund	590.22			
1776	W. K. Kellogg Foundation Student Aid - Medicine	17,130.42		320.10	
1777	W. K. Kellogg Foundation Student Aid - Dentistry	19,804.78		450.65	
1778	W. K. Kellogg Foundation Student Aid - Public Health	4,420.90		31.55	
1779	Faculty Women's Club Emergency Loan Fund	1,520.90		55.00	
1780	Foreign Students Loan Fund	214.66			
1782	W. K. Kellogg Foundation Student Aid - Nursing	2,404.82		14.10	
1783	Student War Loan Fund	8.75			
1784	Householders Loan Fund	2,064.23		62.70	
1785	A. E. Adams Student Loan Fund	2,704.20		45.50	
1786	Pioneer Hall Notes	316.11			
1789	W. K. Kellogg Foundation Student Aid - Medical Technicians	3,372.31		28.85	
1790	Minnesota Student Foundation Loan and Scholarship Fund	3,148.38		55.85	
1797	Rice County Student Loan Fund	1,162.72		43.25	
1812	National Defense Student Loans - University Contribution	40,039.64	5,475.25		
1813	Twin City Banks Student Loan Fund	22,208.42		1,005.05	
1819	Winchell Cottages Emergency Loan Fund I	8,071.70		101.80	
1822	Wm. S. Lindsley - Dental Students Loan Fund	7,285.53		230.35	
1823	National Association for Retarded Children - Goodhue County Loan Fund	1,377.00		3.75	
1824	Ford Foundation Loan Fund for Doctoral Engineering Students	255,481.55		573.15	
1836	Robert M. Hedrick Memorial Loan Fund	230.77	25.00		
1840	Archie D. and Bertha H. Walker	13,830.50		451.05	
1841	Minnesota Federation of Women's Clubs Loan Fund	853.92		25.90	
1842	Minnesota Federation of Women's Clubs General Student Loan Fund	4,708.75		136.70	
1843	Maria L. Sanford Loan Fund	2,717.75		72.05	
1844	Minnesota Federation of Women's Clubs Founders and Pioneers	522.05		21.15	
1845	Robert A. Good Student, Intern, Resident, and Fellowship Loan Fund	3,000.00			
1846	Hazel J. Upham Loan Fund	287.82		6.45	
1847	Southeastern District Dental Society Loan Fund	341.76			
1848	Minnesota Federation of Women's Clubs Past President Loan Fund	124.00		7.40	
1849	Inez Valentine Indian Welfare Fund	115.43			
1854	Alpha Alpha Gamma Loan Fund	1,276.08		18.40	
1855	Mortuary Science Students Loan Fund	738.42		2.35	
1856	North Minneapolis Pharmacists Club Loan	543.99		10.25	
1857	Hally J. Fisher Memorial Loan Fund	534.87			
1865	W. K. Kellogg Foundation - Hospital Administration Loan Fund	16,121.59		125.19	
1866	Metropolitan Bank Student Loan Fund	56,970.12		2,671.35	
1867	Dr. Eric Kent Clarke Loan Fund	6,761.65		248.30	
1868	Pathfinder Club Loan Fund	370.57		4.10	
1870	Gustavus Loevinger Memorial Loan Fund	6,384.92		123.30	
1872	National Defense Student Loan Fund - Minneapolis	5,322,813.10	1,012,045.00	53,993.43	18.00
1873	National Defense Student Loan Fund - Duluth	591,159.99	101,928.00	6,088.06	
1878	Minnesota Alumnae Club Loan Fund	7,125.08	205.00	169.50	
1879	John B. Thompson Memorial Loan Fund	5,538.95		167.10	
1885	Celia K. Applebaum Memorial Loan Fund	8,128.12		255.00	
1889	Korsland Student Loan Fund - School of Architecture	2,501.05	3,100.00	92.05	
1893	North Central Electrical Manufacturers Club Student Loan Fund	10,124.32		368.25	
1898	Law Firm Loan Fund	563.13		18.75	
1899	National Defense Student Loan Fund - Morris	398,971.90	90,814.00	1,938.28	
1901	The Roy and Gladys Blakey Fund	68,118.54		2,733.48	
1907	Jessie Smith Noyes Foundations, Inc., Loan Fund	3,662.30		78.90	
1914	Minnesota State Pharmaceutical Association Loan Fund	1,709.58		33.50	
1919	Fred W. Reed Loan Fund	4,284.43		165.10	
1920	Minnesota Athletes Memorial Emergency Aid Fund	908.25		81.80	
1922	Charles Joel Winton Memorial Fund	1,409.87		32.90	
1928	John P. Coughlin Journalism Scholarship Fund	4,036.93		50.70	

**STATEMENT OF LOAN FUNDS**  
**July 1, 1967 to June 30, 1968**

**EXHIBIT C**

Transfers From Other Funds	Deductions		Loan Funds June 30, 1968	Assets	
	Cancelled Notes	Expense		Cash	Notes Receivable
\$	\$	\$	\$	\$	\$
			89.30	89.30	
			249.08	249.08	
			30.40	30.40	
			162.24	162.24	
			288.56	178.56	110.00
			134.73	34.73	100.00
			4.52	4.52	
			519.65	519.65	
			284.01	184.01	100.00
			130.31	.31	130.00
			283.91	283.91	
			49,345.46	37,475.61	11,869.85
			252.62	52.62	200.00
			590.22	590.22	
			17,450.52	441.31	17,009.21
			20,255.43	2,464.93	17,790.50
			4,452.45	3,759.40	693.05
			1,575.90	288.81	1,287.09
			214.66	16.16	198.50
			2,418.92	1,939.37	479.55
			8.75	8.75	
			2,125.93	1,067.03	1,059.90
			2,749.70	849.70	1,900.00
			316.11	316.11	
			3,401.16	2,671.16	730.00
			3,204.23	335.83	2,868.40
			1,205.97	418.42	787.55
			45,514.89	45,514.89	
		5,508.69 (4)	17,704.78	4,231.41	13,473.37
			8,173.50	562.85	7,610.65
			7,515.88	3,559.88	3,956.00
			1,380.75	880.75	500.00
	30,992.00		225,062.70	28,225.70	196,837.00
			255.77	255.77	
			14,281.55	5,619.40	8,662.15
			879.82	39.82	840.00
			4,845.45	466.85	4,378.60
			2,789.80	458.35	2,331.45
			543.20	198.10	345.10
			3,000.00	3,000.00	
			294.27	204.27	90.00
			341.76	341.76	
			131.40	131.40	
			115.43	15.43	100.00
			1,294.48	244.52	1,539.00
			740.77	500.77	240.00
			554.24	154.24	400.00
			534.87	534.87	
			16,246.78	14,251.78	1,995.00
		16,031.22 (5)	43,610.25	7,856.59	35,753.66
			7,009.95	1,884.95	5,125.00
			374.67	24.67	350.00
			6,508.22	2,953.02	3,555.20
78,448.09		152,514.05	6,314,803.57	322,319.43	5,992,484.14
12,223.32		38,179.55	673,219.82	41,205.64	632,014.18
			7,499.58	739.78	6,759.80
			5,706.05	2,806.05	2,900.00
			8,383.12	396.27	7,986.85
			5,693.10	598.25	5,094.85
			10,492.57	2,087.62	8,404.95
			581.88	81.88	500.00
10,090.43		13,024.86	488,789.75	7,345.69	481,444.06
			70,852.02	17,200.31	53,651.71
			3,741.20	599.05	3,142.15
			1,743.08	1,018.08	725.00
			4,449.53	213.08	4,236.45
233.95-			756.10		756.10
			1,442.77	181.32	1,261.45
			4,087.63	3,169.88	917.75

**STATEMENT OF LOAN FUNDS**  
**July 1, 1967 to June 30, 1968**

**EXHIBIT C**

Fund No.	Loan Funds	Loan Funds July 1, 1967	Additions		Interest Transferred To Principal
			Gifts	Interest on Loans	
1932	Frank J. Percival Loan Fund – Romance Languages . . . . .	\$ 14,493.18	\$	\$ 129.15	\$
1933	Frank J. Percival Loan Fund – Physical Education . . . . .	14,366.67		156.20	
1934	Mortar Board Emergency Fund . . . . .	341.95			
1936	Public Administration Alumni Student Loan Fund . . . . .	172.40		3.90	
1939	Harold B. Schuck Memorial Fund . . . . .	1,000.02			
1942	Women's Auxiliary of the St. Paul Dental Society Loan Fund . . . . .	1,307.31		18.10	
1947	Alice M. Child Loan Fund . . . . .	595.74		14.30	
1954	Minneapolis Advertising Club Loan Fund . . . . .	1,344.14		20.50	
1957	Sally Richards Memorial Fund . . . . .	2,396.61		33.85	
1958	Student Loan Reserve Fund . . . . .	2,500.00		49,811.06	11,160.96
1965	Frances M. Money Loan Fund . . . . .	1,191.04		26.75	
1968	Greater University Loan Fund . . . . .	2,483.71	25.00	75.75	
1969	Staff and Employees Student Loan Fund – Duluth . . . . .	7,275.62		172.37	
1974	Robert A. Schmitt Loan Fund . . . . .	507.97			
1975	Chinese Students Emergency Aid Fund . . . . .	1,238.25		27.75	
1976	Carlotta M. Brown Fund . . . . .	108.70			
1983	Minneapolis Association of Sales Managers Loan Fund . . . . .	1,256.17		92.30	
1984	Cosmopolitan Club – International Club of Minneapolis Loan Fund . . . . .	700.44		6.90	
1991	Carmen Student Revolving Loan Fund . . . . .	22,115.85		427.95	2,225.00
1993	Nellie Gorgas – Zontas Loan Fund . . . . .	4,152.53		101.40	
1996	Anne Dudley Blitz Loan Fund . . . . .	3,532.16		1,145.60	
	Total Assets . . . . .				
	Collateral held at bank . . . . .				
	Grand Totals . . . . .	\$9,695,517.61	\$1,776,860.74	\$158,888.57	\$30,946.88

- (1) Collateral held at bank 1515 \$21,000; 1517 \$1,500; 1518 \$2,000.
- (2) Bank Loan Repayment \$5,000.01; Interest Payment \$616.86.
- (3) Collateral held at bank 1542 \$350; 1543 \$360.
- (4) Bank Loan Repayment \$5,000.01; Interest Payment \$508.68
- (5) Bank Loan Repayment \$15,000.00; Interest Payment \$1,031.22.
- (6) Loan Fund Cash Balance with the exception of borrowed funds (e.g. 1866 Fund) are invested in Temporary Investment Pool.
- (7) Fund 1515 \$21,000; 1517 \$1,500; 1518 \$2,000; 1542 \$350; 1543 \$360.
- (8) This includes bank loans outstanding of Funds 1513, 1813 and 1866 in the amount of \$82,234.94.

**STATEMENT OF LOAN FUNDS**  
**July 1, 1967 to June 30, 1968**

**EXHIBIT C**

Transfers From Other Funds	Deductions		Loan Funds June 30, 1968	Assets	
	Cancelled Notes	Expense		Cash	Notes Receivable
\$	\$	\$	\$	\$	\$
			14,622.33	9,221.13	5,401.20
			14,522.87	7,245.37	7,277.50
			341.95	316.95	25.00
			176.30	20.30	156.00
			1,000.02	893.02	107.00
			1,325.41	80.81	1,244.60
			610.04	610.04	
			1,364.64	96.54	1,268.10
			2,430.46	2,085.11	345.35
58,693.58-	1,391.12	3,669.56	2,500.00	2,500.00	
			1,217.79	1,217.79	
			2,584.46	404.96	2,179.50
			7,447.99	2,105.08	5,342.91
			507.97	507.97	
			1,266.00	111.75	1,154.25
			108.70	108.70	
			1,348.47	385.47	963.00
			707.34	157.34	550.00
			24,768.80	12,021.10	12,747.70
			4,253.93	1,651.88	2,602.05
			4,677.76	1,649.26	3,028.50
			\$11,525,235.01	\$1,443,644.76 (6)	\$10,081,590.25
				25,210.00 (7)	
\$131,102.53	\$29,716.09	\$238,365.23	\$11,525,235.01 (8)	\$1,418,434.76	\$10,081,590.25

**STATEMENT OF ENDOWMENT FUNDS**

**July 1, 1967 to June 30, 1968**

**EXHIBIT D**

Fund No.	Name	Endowment				Earnings Transferred To Principal	Balance June 30, 1968
		Principal July 1, 1967	Endowment Gifts	Transfers	Adjustments		
3000	Flora Rosenblatt Fund . . . . .	\$ 6,000.00	\$	\$	\$	\$	6,000.00
3001	Robert J. and Sarah Maud Sivertson Fund . . . . .	6,287.42					6,287.42
3002	Frederick and Margaret Weyerhauser Fund . . . . .	6,259.48					6,259.48
3003	Max Ogdon Cole Fund . . . . .	40,822.92		43,746.84-	2,923.92		
3004	Helen A. Young Fund . . . . .	14,022.39					14,022.39
3005	Barry A. Halper Mem. Scholarship Fund . . . . .	3,457.84					3,457.84
3006	Francis Miller Brown Memorial Endowment Fund . . . . .	14,295.29			574.73		14,870.02
3007	Joseph O. and Marie H. Weaver Scholarship Fund . . . . .	12,000.00					12,000.00
3008	Helen Harrington Scholarship Fund . . . . .	23,625.00					23,625.00
3009	The Dawn Family Fund . . . . .	68,255.33	9,746.31	9,296.31-			68,705.33
3010	James A. Stewart Heart and Cancer Fund . . . . .	18,548.21		19,228.02-	679.81		
3011	Law School Service Fund . . . . .	3,493.75	5,400.00				8,893.75
3012	Earnest Heitman Memorial Fellowship in Accounting . . . . .	5,911.69					5,911.69
3013	Homer B. Dibell Law Scholarship . . . . .	10,500.00					10,500.00
3014	Ben M. Cohen Memorial Fund . . . . .	10,270.71	310.09				10,580.80
3015	I.M. Kolthoff Scholarship Fund in Analytic Chemistry . . . . .	4,935.67	725.00				5,660.67
3016	Minnesota Garden Flower Society Scholarship Fund . . . . .	2,300.00					2,300.00
3017	Mankato Stone Company Education Fund . . . . .	700.00					700.00
3018	C.C. Ludwig Memorial Fund . . . . .	5,930.00		20.00			5,950.00
3019	Elmer E. Stoll Estate University Theater Building . . . . .	266,263.85				13,861.39	280,125.24
3020	Professor J.J. Bittner Acting Awards . . . . .	300.00					300.00
3023	Judge Betty W. Washburn Scholarship Endowment Fund . . . . .	10,050.00					10,050.00
3024	Sidney J. Kaplan Legal Scholarship Endowment Fund . . . . .	9,358.00	5.00				9,363.00
3025	Hubert H. Humphrey Fellowship Political Science . . . . .	56,653.50					56,653.50
3026	William M. and Mildred E. Peters Scholarship Endowment Fund . . . . .	3,706.43	1,000.00				4,706.43
3027	Howard S. Abbot Law Library Fund . . . . .	2,750.00					2,750.00
3028	Knoblauch Fund for Medical Research . . . . .	3,000.00					3,000.00
3029	Dr. Blumenthal Memorial Lectureship . . . . .	10,584.71					10,584.71
3030	Hallie Bruce Memorial Prize Fund . . . . .	865.00	25.00				890.00
3031	Laurie T.M. Jacobson Memorial Scholarship Fund . . . . .	28,541.30		1,879.43			30,420.73
3032	Suzanne J. Doehring Memorial Scholarship Fund . . . . .	25,155.00					25,155.00
3033	McMillan Endowment Fund . . . . .	500,000.00			749.26		500,749.26
3035	Dr. Charles Daniel Harrington Endowment . . . . .	46,080.40				2,367.31	48,447.71
3036	Ronald J. Nemer Law Scholarship Fund . . . . .	1,771.34					1,771.34
3037	James J. Kottke Memorial Scholarship Fund . . . . .	2,504.49	37.00				2,541.49
3038	John C. Anderson Research Fund . . . . .	20,363.46					20,363.46
3039	Capt. Charles Hack M.D. Memorial Fund . . . . .	15,096.16					15,096.16
3040	School Publications Scholarship Fund . . . . .	4,600.00	800.00	391.04			5,791.04
3041	David K. Jensen Memorial Scholarship Fund . . . . .	5,170.00					5,170.00
3042	Frank Maloy and Mary Steele Anderson Fund . . . . .	9,500.00					9,500.00
3043	Morris State Bank Scholarship Fund . . . . .	2,615.86					2,615.86
3044	Morton and Ethel Smith Fund . . . . .	95,007.26			4,579.14-	4,800.66	95,228.78
3045	G.D. Shepardson Memorial Electrical Engineering Loan Fund . . . . .	12,709.82			599.82-	642.58	12,752.58
3046	Grace B. Dayton Scholarship Fund . . . . .	12,000.00	10,000.00-	10,192.00			12,192.00
3047	Marshal and Margaret Alworth Endowment Fund . . . . .	125,000.00	30,000.00	8,000.00-			147,000.00
3048	Howard W. Lyon Foundation Scholarship Fund . . . . .	20,000.00					20,000.00
3049	John and Minnie Heitmann Scholarship Fund . . . . .	2,000.00					2,000.00
3050	Thomas Heggen Memorial Library Fund . . . . .	10,000.00					10,000.00

**STATEMENT OF ENDOWMENT FUNDS**  
**July 1, 1967 to June 30, 1968**

**EXHIBIT D**

Current Restricted Funds							
Account No.	Balance July 1, 1967	Gifts	Interest Income	Other Income	Expenditures	Transfers	Balance June 30, 1968
	\$	\$	\$	\$	\$	\$	\$
0685-5907	1,995.84		1,279.82			1,995.84-	1,279.82
0850-8059	365.13	191.00	186.90		385.50		357.53
0850-8560	2,715.00		644.36				3,359.36
0850-8069	1,335.56		1,278.93		950.00		1,664.49
0693-5902	38,176.92		3,474.11		51,868.61	9,296.31	921.27-
0940-4369	877.23		562.48			877.23-	562.48
0940-4014	377.33		183.10				560.43
0850-8562	385.39	300.00	331.08		300.00		716.47
0850-8062	645.28		544.68		500.00		689.96
0850-8064	1,220.73		575.92				1,796.65
0850-8063	257.77		266.56		200.00		324.33
0850-8721	88.46		178.89				267.35
0850-8563	70.38		40.94		70.00		41.32
0940-4623						801.75	801.75
0850-8564	19.40		17.80				37.20
0850-8066	563.00		588.29		500.00		651.29
0850-8067	525.23	45.00	537.38		500.00		607.61
0850-8566	2,820.62		3,290.19		2,500.00		3,610.81
0850-8070	488.14	250.00	210.48		250.00		698.62
0940-4739	398.25		142.40				540.65
0685-5909	532.00		161.09		10.62		682.47
0940-4015	566.14	108.00	530.97		298.00	52.64-	854.47
0850-8567	93.84		43.25				137.09
0850-8071	1,879.43		1,555.45			1,879.43-	1,555.45
0850-8072	1,391.60		1,347.55		1,330.00		1,409.15
0940-4016	26,726.94		14,409.98		7,823.70		33,313.22
0940-4027	10,790.13		7,741.07		10,543.35		7,987.85
0850-8573	205.29		88.11				293.40
0850-8088	147.99		130.74		72.15		206.58
0741-5900	1,978.83		1,051.09	1,461.07	199.31		4,291.68
0850-8073	391.04	200.00	253.56			391.04-	453.56
0850-8074	275.78		266.11		275.00		266.89
0940-4741	851.78		488.61		420.00		920.39
0850-8853	66.92		127.27		300.00		105.81-
0850-8077	194.81		414.28		125.00		484.09
0940-6910	46.00-						46.00-
0850-8806	646.76		1,027.95		555.00		1,119.71
0850-8807	88.94		102.35				191.29
0940-4017			498.40			498.40-	

**STATEMENT OF ENDOWMENT FUNDS**

**July 1, 1967 to June 30, 1968**

**EXHIBIT D**

Fund No.	Name	Endowment				Earnings Transferred To Principal	Balance June 30, 1968
		Principal July 1, 1967	Endowment Gifts	Transfers	Adjustments		
3051	D. Silverman Memorial Scholarship in Journalism Fund . . . . .	\$ 7,753.60	\$	\$ 12.97-	\$	\$	7,740.63
3052	O. and S. Wangenstein Support Fund for Medical History . . . . .	21,763.50	5,343.93		555.00-	1,198.03	27,750.46
3053	The Lorenz G. Straub Memorial Fund . .	14,004.59		2,526.66			16,531.25
3054	Wild Life Fellowship . . . . .	31,808.38		690.00			32,498.38
3055	Minnesota Society of Architects Scholarship Fund . . . . .	2,899.63	950.00			163.94	4,013.57
3056	F.M. Rarig Graduate Fellowship in Speech and Theatre . . . . .	736.76		25.00		36.04	797.80
3057	The Perry Como Music Scholarship . . .	3,500.00					3,500.00
3058	Frontier Hall Leadership Scholarship . .	1,800.00		845.76			2,645.76
3059	F & M McKinney Support Fund for Medical History . . . . .	25,000.00					25,000.00
3060	A. Haerberle Scholarship in Speech Journalism and Theatre Art . . . . .	5,480.00	210.00				5,690.00
3061	Phosa D. Broderick Trust . . . . .	39,909.50					39,909.50
3062	Edward A. Everett Trust . . . . .	736,159.18			36.63		736,195.81
3063	Clan Stewart No. 50 of Duluth Scholarship . . . . .	8,500.00	1,500.00				10,000.00
3064	Law School Class of 1924 Memorial Scholarship . . . . .	4,100.00	40.00				4,140.00
3065	Public Administration Graduate Program Alumni Award . . . . .	2,364.86					2,364.86
3066	Marty Fife Memorial Fund . . . . .	1,354.89				66.04	1,420.93
3067	School of Agriculture St. Paul Loyalty Fund . . . . .	1,567.20					1,567.20
3068	Timberlake "M" Club Father & Son Awards Fund . . . . .	10,396.31			402.00-	402.98	10,397.29
3069	Ruth Thomas Brinker Scholarship - Nursing . . . . .	1,949.45				93.98	2,043.43
3070	Helen Jane Atkinson Memorial Fund . .	1,610,633.09		96,912.46	9,735.02		1,717,280.57
3072	Professor of the History of Medicine . .	47,413.26		20,000.00-			27,413.26
3073	Alice Weickert Memorial Scholarship Fund . . . . .	10,000.00					10,000.00
3074	Irvine McQuarrie Memorial Fund . . . .	6,745.00					6,745.00
3075	John and Mary Gonska Cultural Fund . .	10,569.03	7,415.24				17,984.27
3076	J. Frank and Alice B. Fraser Fund . . .	50,463.94			2,184.57-	2,400.33	50,679.70
3077	Harold J. Richardson Law Scholarship . .	13,208.95					13,208.95
3078	Mrs. Joseph Ramsay III Medical History Support Fund . . . . .	5,243.48					5,243.48
3079	E.A. Van Steenwyk Memorial Fund . . .	109,833.34					109,833.34
3080	The Dayton Arboretum Fund . . . . .						
3081	Axel Hansen Memorial Scholarship . . .	4,000.00					4,000.00
3082	Maude C. McMahon Trust Masonic Cancer Hospital Fund . . . . .	54,749.12				2,652.02	57,401.14
3083	Edward A. Spencer Estate University of Minn. Hospital Heart Fund . . . . .	25,083.37				1,277.15	26,360.52
3084	Thomas D. McMahon Estate Masonic Cancer Hospital Fund . . . . .	53,679.74				2,566.40	56,246.14
3085	Crosley Benevolent and Educational Scholarship . . . . .	1,355.19					1,355.19
3086	Bell Collection Book Acquisitions . . . .	26,047.29				1,244.13	27,291.42
3087	Edmund Morris Morgan Scholarship . . .	24,900.09					24,900.09
3088	Carolyn McKnight Christian Endowment Fund . . . . .	83,000.00					83,000.00
3089	Hugh M. Roberts Scholarship . . . . .	4,550.00					4,550.00
3090	Robert W. Bayer Memorial Scholarship . .	4,500.00	2,600.00				7,100.00
3091	Gertrude R. Hull Music Scholarship . . .	23,584.41					23,584.41
3092	Robert L. Goudy Memorial Forestry Scholarship Fund . . . . .	9,919.39					9,919.39
3093	Dr. Harry H. Hoyt Memorial Scholarship .	1,484.27					1,484.27
3094	Roy C. Jones Fund . . . . .	28,367.44					28,367.44
3095	Rose J. Phillips Fund . . . . .	10,191.52					10,191.52
3096	Alice and Gale W. Perry Scholarship in Nursing . . . . .	7,775.00					7,775.00
3097	Morton and Barbara Dauwen Zabel Lectures . . . . .	20,000.00					20,000.00

**STATEMENT OF ENDOWMENT FUNDS**  
**July 1, 1967 to June 30, 1968**

**EXHIBIT D**

Current Restricted Funds							
Account No.	Balance July 1, 1967	Gifts	Interest Income	Other Income	Expenditures	Transfers	Balance June 30, 1968
0850-8075	\$ 362.03	\$	\$ 389.11	\$	\$ 375.00	\$ 12.97	\$ 389.11
0940-4018	168.61		759.70		569.04		359.27
0850-8568	946.46		1,657.18		1,990.00		613.64
0850-8089	165.18		172.66		165.00		172.84
0850-8090			110.45			110.45-	
0850-8808	833.23		478.29		375.00		936.52
0850-8091	180.36		204.61				384.97
0850-8572	354.55		116.59				471.14
0850-8574	42.28						42.28
0850-8723	125.74	10.00	76.54		50.00		162.28
0940-4621	27,079.99		88,047.22			96,912.46-	18,214.75
0850-8809	520.84		483.27		350.00		654.11
0850-8093	347.40		327.52		300.00		374.92
0940-4622	480.48		672.31				1,152.79
0850-8575	670.52		638.13		550.00		758.65
0940-4020	12,016.08		5,343.56		190.09		17,169.55
0665-5900	5,493.90				2,518.10		2,975.80
0850-8576	219.27		193.13		150.00		262.40
0850-8095	113.22		65.86				179.08
0850-8577	617.65		1,235.14		550.00		1,302.79
0940-4022	5,171.40		3,933.80		3,745.00		5,360.20
0850-8810	302.22		218.05				520.27
0850-8811	468.03	1,075.00	273.05		900.00		916.08
0850-8097	1,066.99		1,124.07		750.00		1,441.06
0850-8726	417.76		469.92		300.00		587.68
0850-8725	87.79		70.31		25.00		133.10
0940-4021	1,517.51		1,344.79				2,862.30
0850-8096	379.73		385.37		260.00		505.10
0940-4024	1,046.41		947.85		300.00		1,694.26



**STATEMENT OF ENDOWMENT FUNDS**

**July 1, 1967 to June 30, 1968**

**EXHIBIT D**

Fund No.	Name	Endowment				Earnings Transferred To Principal	Balance June 30, 1968
		Principal July 1, 1967	Endowment Gifts	Transfers	Adjustments		
3098	Kenneth H. Lee Sophomore Agricultural Scholarship Fund . . . . .	\$ 5,000.00	\$	\$	\$	\$	5,000.00
3099	Dr. Halbert C. and Mrs. Christina Gaumitz Christofferson Scholarship Fund . . .	3,000.16					3,000.16
3100	B.J. Lazan Fund . . . . .	6,317.63					6,317.63
3101	John R. Coan Fund . . . . .	962.92			37.08-		925.84
3102	Arthur C. Strachauer Surgical Fund . . .	153,515.27					153,515.27
3103	Merle W. Loppnow Scholarship Fund . . .	1.00					1.00
3104	Ophthalmology Service Fund . . . . .	206,294.12	116,265.86	8,253.85-		12,051.58	326,357.71
3105	Women's Physical Education Alumnae Association Scholarship . . . . .	4,576.55	700.00	50.00		241.99	5,568.54
3106	Walter J. Trogner Scholarship . . . . .	319,728.58					319,728.58
3107	Polk Fund for Medical History . . . . .	370,013.48					370,013.48
3109	Psychotherapeutic Drug Fund . . . . .	50,000.00					50,000.00
3110	Carolind Scholarship . . . . .	29,253.70					29,253.70
3111	Florence Goodrich Sinclair Scholarship .	107,602.00					107,602.00
3112	Jane Enroth Memorial Award in Theatre Arts . . . . .	1,111.00	200.00				1,311.00
3113	Clarence L. Finger and Dorothy I. Finger Scholarship Fund . . . . .	2,000.00					2,000.00
3114	Curtis H. Larson Memorial Award Endowment . . . . .	1,177.00	50.00				1,227.00
3115	Horace T. Morse General College Scholarship . . . . .	2,602.50	132.00	10.00			2,744.50
3116	McKnight Foundation Fellowship in Theatre Arts . . . . .	3,106.73		4,318.66		302.69	7,728.08
3117	Class of 1925 Dentistry Research Prize .	1,150.00					1,150.00
3118	Margaret R. Darlington Memorial Scholarship . . . . .	29,450.29					29,450.29
3119	Sarah Lavintman Mark Scholarship in Pharmacy . . . . .	865.50	35.00	35.00			935.50
3120	Minneapolis Kennel Club Scholarship in Veterinary Medicine . . . . .	3,000.00	3,000.00				6,000.00
3121	Class of 1921 50th Anniversary Fund . .	1,697.36	411.00			89.44	2,197.80
3122	Class of 1922 50th Anniversary Fund . .	759.64	195.00			41.30	995.94
3123	Class of 1923 50th Anniversary Fund . .	1,019.90	293.00			59.63	1,372.53
3124	Class of 1924 50th Anniversary Fund . .	1,173.74	215.00			62.66	1,451.40
3125	Class of 1925 50th Anniversary Fund . .	1,109.58	196.00			59.36	1,364.94
3126	Class of 1926 50th Anniversary Fund . .	1,240.51	343.00			69.60	1,653.11
3127	Class of 1927 50th Anniversary Fund . .	1,275.79	220.00			68.35	1,564.14
3128	Class of 1928 50th Anniversary Fund . .	1,229.97	405.00			70.40	1,705.37
3129	Class of 1929 50th Anniversary Fund . .	1,428.81	205.00			75.65	1,709.46
3130	Class of 1930 50th Anniversary Fund . .	1,092.14	140.00			55.00	1,287.14
3131	Class of 1931 50th Anniversary Fund . .	879.31	390.00			51.80	1,321.11
3132	Class of 1932 50th Anniversary Fund . .	332.43	70.00			17.98	420.41
3133	Class of 1933 50th Anniversary Fund . .		295.00			5.70	300.70
3142	Class of 1942 50th Anniversary Fund . .		50.29			1.07	51.36
3143	Class of 1943 50th Anniversary Fund . .		39.00			.62	39.62
3200	Lynwood G. Downs Scholarship Fund . . .	1,636.73					1,636.73
3201	Estate of Mr. Henry Weiller Research Fund . . . . .	1.00					1.00
3202	Edward Starr Judd Annual Medical and Surgical Lectureship Fund . . . . .	10,658.90					10,658.90
3203	Alexander O. Corstvet Memorial Fund . .	30,450.78				1,487.90	31,938.68
3204	Mattie Marie Crogan Scholarship Fund .	1,000.00					1,000.00
3205	The Ida Christine Crogan Scholarship Fund . . . . .	10,000.00					10,000.00
3206	Abraham A. Kaplan Memorial Fund . . .	5,055.89				246.62	5,302.51
3207	The Helen Lasby Jeffrey Fund . . . . .	181,317.25		384.75			181,702.00
3209	Grace B. Dayton Fund for Cancer Research . . . . .	50,000.00				4,011.89	54,011.89
3210	Katharine J. Densford (Mrs. Carl A. Dreves) Scholarship Fund . . . . .	3,485.83		789.17			4,275.00
3211	H.C. Richardson Memorial Scholarship Fund . . . . .	920.00	50.00				970.00
3212	Hormel Institute - Fatty Acid Project . .	15,166.86		5,000.00		783.20	20,950.06
3213	Ruth F. Brin Scholarship Fund . . . . .	5.18	4,408.00		90.28-		4,322.90
3214	Dr. Alfred Owre Coan Fund - Real Estate	1.00					1.00
3215	WM Stearns Davis Memorial Fund . . . .	10,023.01					10,023.01

**STATEMENT OF ENDOWMENT FUNDS**  
**July 1, 1967 to June 30, 1968**

**EXHIBIT D**

Current Restricted Funds							
Account No.	Balance July 1, 1967	Gifts	Interest Income	Other Income	Expenditures	Transfers	Balance June 30, 1968
0850-8727	\$ 311.22		\$ 236.74		\$ 300.00		\$ 247.96
0850-8728	15.12		147.74				162.86
0850-8098	149.58	5.00					154.58
0940-4023	332.82		311.50				644.32
<b>0940-4025</b>	<b>3,591.54</b>		<b>7,816.87</b>				<b>11,408.41</b>
0850-8099	24.70	1,125.00			1,125.00		24.70
0850-8578	26,199.48		16,585.51		21,696.07		21,088.92
0940-4019	21,195.75		21,718.87		20,958.93		21,955.69
0702-5903	2,255.85		2,478.65				4,734.50
0850-8729	1,044.90		1,530.80		1,400.00		1,175.70
0850-8100	4,834.23		5,460.40		3,425.43		6,869.20
0850-8579			60.70				60.70
0850-8570	283.75	500.00	271.72		900.00		155.47
0850-8111	71.28		105.02				176.30
0850-8854	27.54	25.00	61.41		23.00		90.95
0850-8101	159.94	100.00	136.17		130.00		266.11
0850-8544	65.53		32.93		13.00		85.46
0850-8580	19.44		58.65		50.00		28.09
0850-8105	269.87		2,034.80				2,304.67
0850-8702	2,066.88		164.06		900.00		1,330.94
0850-8102	152.25		44.68		125.00		71.93
0850-8103	26.79	40.00	184.94			25.00	223.15
0850-8104	43.63	483.62	80.10		527.25		80.10
0940-4028	52.95		542.90		200.00		289.95
0850-8106	11.34		48.95				60.29
0850-8107	110.97		488.61				599.58
0940-4029	2,624.56		8,867.25				11,491.81
0850-8109	9.72		135.81		250.00	314.07	209.60
0850-8108	1,050.00	50.00	48.33				1,048.33
0850-8110			501.69				501.69

## STATEMENT OF ENDOWMENT FUNDS

July 1, 1967 to June 30, 1968

### EXHIBIT D

Fund No.	Name	Endowment				Earnings		Balance June 30, 1968
		Principal July 1, 1967	Endowment Gifts	Transfers	Adjustments	Transferred To Principal		
3216	Edward A. Everett Memorial Scholarship Fund	\$ 20,000.00						\$ 20,000.00
3217	Borghild Hansen Memorial Scholarship Fund	1,302.34		130.00				1,432.34
3218	John Wirt Memorial Leadership Scholarship			683.00				683.00
3219	Royal A. Stone Memorial Fund	1,784,819.65	418,070.40		84,180.20			2,287,070.25
3220	Alice O'Brien Foundation Endowment Fund		10,000.00	20,000.00				30,000.00
3221	Timberlake Graduate Fellowship in Air Transportation		9,583.50		99.50	99.50		9,583.50
3222	The Marian Wilson Music Scholarship Fund		500.00	6,035.00				6,535.00
3223	Harriet Snow Sutton Scholarship		10,000.00					10,000.00
3224	Keith K. Heller Memorial Scholarship Fund			5,000.00				5,000.00
3225	Joseph S. Almas Memorial Law School Fund		1,500.00					1,500.00
3226	A. W. Spellacy Memorial Scholarship			350.00				350.00
3227	John B. Cronin Scholarship Fund		239,654.32		5,226.38			244,880.70
3228	Minnesota Law School Fund		10,000.00					10,000.00
3229	The Toni Blegen Memorial Transplant Research Fund		6,219.51					6,219.51
3230	Albert Beebe White Memorial Fund		13,710.33	381.00				14,091.33
3231	Katherine M. Roberts Memorial Scholarship		5,000.00					5,000.00
3232	Jonas G. Schwartz Scholarship in Human Relationships			5,095.02				5,095.02
3233	J. Donald Smith Memorial Fund		520.00					520.00
3234	Clara Brown Army Research and Lecture Fund			7,409.00				7,409.00
3235	Uruguay - Minnesota Exchange Scholarship Fund		8,959.15	12,881.87				21,841.02
3236	Myrtle V. Shisler Agricultural Scholarships		5,000.00					5,000.00
3237	Ned C. Olson Scholarship in Veterinary Medicine			1,397.00				1,397.00
3238	Cora B. Fogg Fund		6,000.00					6,000.00
3239	Clara Brown Army Class of 1913 - 50th Anniversary Fund		32,936.82					32,936.82
3240	Ralph Rapson Architectural Education Fund		1,000.00					1,000.00
3241	Crippled Child Relief Fund			5,000.00				5,000.00
3242	Ione M. Jackson Scholarship for Dental Hygiene Education			4,480.00				4,480.00
3243	Carl M. Oberg Memorial Fund		55,401.55					55,401.55
3244	Fred K. Butters Fund		25,000.00			105.82		25,105.82
3245	Norman Johnston De Witt Memorial Award in Humanities			7,508.98				7,508.98
3246	Hormel Institute - Vacation Accrual Fund			15,000.00				15,000.00
3516	William R. Vance Scholarship Fund	24,927.09						24,927.09
3517	Norwegian-American Graduate Fellowship	11,202.55	105.00					11,307.55
3518	Gordon Foundation Inc. Scholarship	24,260.43		2,742.03	292.66	1,369.27		23,180.33
3519	Irene F. Jackson Memorial Fund Library Science	18,992.40						18,992.40
3520	Mary E. Head Charity Fund	2,000.00						2,000.00
3521	Theodore Christianson Jr. Memorial Scholarship	4,941.11		614.00	134.01			4,461.12
3522	Clara A. Helwig Scholarship	25,760.08						25,760.08
3524	Class of 1906 Scholarship	4,367.29	100.00					4,467.29
3526	Thomas F. Barnhart Memorial Scholarship	7,560.45						7,560.45
3527	Tres F. Goetting Memorial Scholarship							2,116.23
3528	Edmund J. Longyear Scholarship Fund	2,116.23						22,500.00
3529	Stanley Buckman Fund	17,500.00	5,000.00					11,534.98
3531	Dr. J. Anna Norris Scholarship	11,534.98						11,534.98

**STATEMENT OF ENDOWMENT FUNDS**  
**July 1, 1967 to June 30, 1968**

**EXHIBIT D**

Current Restricted Funds							
Account No.	Balance July 1, 1967	Gifts	Interest Income	Other Income	Expenditures	Transfers	Balance June 30, 1968
0850-8730	\$	\$	\$ 1,001.16	\$	\$	\$	\$ 1,001.16
0850-8112			67.64				67.64
0850-8731			20.02				20.02
0850-8113		.05	47,891.91				47,891.96
0697-5916			1,073.16				1,073.16
0850-8114			214.22				214.22
0850-8115			375.94				375.94
0850-8116			187.97				187.97
0940-4030			50.11				50.11
0850-8117			7,802.04				7,802.04
0940-4031			292.36				292.36
0697-5917			110.89				110.89
0850-8118			345.23				345.23
0850-8812			125.31				125.31
0850-8119		100.00	107.87			300.00	507.87
0850-8732		95.00	8.72				103.72
0940-4624			156.73				156.73
0850-8737			84.73				84.73
0850-8733			23.23				23.23
0850-8735			59.28				59.28
0850-8734			59.27				59.27
0850-8736			416.52				416.52
0850-8584			8.45				8.45
0850-8533			42.36				42.36
0850-8121			469.21				469.21
0850-8585			31.77				31.77
0850-8500	2,008.62	140.00	1,696.34		1,100.00		2,744.96
0850-8501	7,089.43	3,028.00	758.72		3,030.00		7,846.15
0850-8000	140.00-				2,602.03	2,742.03	
0850-8001	1,129.80		997.69		1,000.00		1,127.49
0940-4361	943.80		138.84				1,082.64
0850-8582				286.58	600.00	614.00	300.58
0850-8800	3,046.72		1,786.23		1,000.00		3,832.95
0850-8002	272.95		255.70		200.00		328.65
0850-8502	880.12		504.63		400.00		984.75
0850-8003	663.27				250.00		413.27
0850-8004	448.68		140.62				589.30
0850-8713	1,340.83		1,079.57		450.00		1,970.40
0850-8005	1,172.01		777.86				1,949.87

## STATEMENT OF ENDOWMENT FUNDS

July 1, 1967 to June 30, 1968

### EXHIBIT D

Fund No.	Name	Endowment				Earnings	Balance June 30, 1968
		Principal July 1, 1967	Endowment Gifts	Transfers	Adjustments	Transferred To Principal	
3532	Thomas M. Partridge Memorial Scholarship . . . . .	\$ 5,000.00	\$	\$	\$	\$	5,000.00
3534	Robert Best Medical School Scholarship . . . . .	2,477.80				139.55	2,617.35
3535	Augustus L. Searle Scholarship . . . . .	112,500.00					112,500.00
3536	Hormel Institute Endowment Fund . . . . .	88,887.00				5,324.60	94,211.60
3537	Stephen A. Somsen Scholarship . . . . .	1,000.00					1,000.00
3538	Walter D. Boutell Memorial Scholarship . . . . .	45,000.00					45,000.00
3540	Francis H. DeGroat Memorial Award . . . . .	1,500.00					1,500.00
3541	Claude A. Mather Memorial Scholarship . . . . .	10,000.00					10,000.00
3542	Forest Products Marketing Scholarship . . . . .	5,000.00					5,000.00
3543	Elvin C. Stakman Endowment Fund . . . . .	8,085.85	445.69				8,531.54
3545	Frank H. Peavey Freshmen Sophomore Debate Fund . . . . .	4,000.00					4,000.00
3551	J.L. Washburn Memorial Fund . . . . .	3,692.96					3,692.96
3554	Frederick Klaeber Scholarship . . . . .	51,878.12					51,878.12
3555	Margaret H. Kendall Educational Aid Fund . . . . .	45,123.66					45,123.66
3556	Belle B. Sorensen Music Fund . . . . .	32,772.67					32,772.67
3557	University Theatre and Fine Arts Building Fund . . . . .	600.05				38.18	638.23
3560	Marion W. Selvig Award Fund . . . . .	1,000.00					1,000.00
3561	Elliott M. Baron Memorial Award . . . . .	1,300.00					1,300.00
3562	General Research Pharmaceutical Chemistry and Allied Fields . . . . .	6,852.06					6,852.06
3563	Lectureship Fund in Cancer, Biology and/or Physiology . . . . .	10,000.00					10,000.00
3564	Martin W. and George L. Case Medical Scholarship . . . . .	10,300.00					10,300.00
3567	Caroline M. Crosby Memorial Fellowship in Botany . . . . .	26,400.00					26,400.00
3569	Walter B. Cline Memorial Scholarship . . . . .	2,867.17					2,867.17
3570	Owen H. Wangensteen Surgical Education Fund . . . . .	4,495.00					4,495.00
	Instructional Trust Funds . . . . .	15,282.95					15,282.95
3571	Henrietta Zaun Fund for Cancer Research . . . . .	36,500.49					36,500.49
3572	Herman J. Lange Scholarship . . . . .	12,000.00					12,000.00
3573	Edward E. Davidson Memorial Scholarships . . . . .	44,229.12					44,229.12
3574	Anna Von Helmholtz-Phelan Scholarship in Writing . . . . .	1,836.06			33.50		1,869.56
3575	Physicians Hospitals and Supply Co. and Ulmer Pharmacal Co. Fund . . . . .	7,186.11	1,000.00				8,186.11
3576	Wallace H. Cole Fund . . . . .	97,194.03					97,194.03
3578	Earle M. Barrows Fund for Cancer Research . . . . .	15,898.58					15,898.58
3582	Henry J. Fletcher Memorial Aid Fund . . . . .	2,794.09	176.00				2,970.09
3583	Neurology Research Fund . . . . .	59,862.65	1,000.00				60,862.65
3585	George S. Clark Trust Fund . . . . .	341,112.05			1,958.94		343,070.99
3586	Boothby-Lovelace Surgical Travel Fellowship . . . . .	19,363.52					19,363.52
3588	Albert E. Grapp Trust Annuity Fund . . . . .	426,718.57			61,768.97	26,396.96	514,884.50
3591	H.W. Wilson Scholarship . . . . .	25,000.00					25,000.00
3592	Wilbur A. Cherry Memorial Fund . . . . .	74,745.10	297.50				75,042.60
3593	Henry A. and Winifred B. Erikson Lectureship in Physics . . . . .	2,962.80					2,962.80
3594	Helen Bunn Research in Human Genetics . . . . .	18,000.00					18,000.00
3595	Henry L. Williams Memorial Scholarship . . . . .	72,768.96	7,392.24	44,470.15		6,588.94	131,220.29
3596	G. Nelson Dayton Fund for Cancer Research Malignant Disease Fund . . . . .	500.00					500.00
3597	Metropolitan Opera Guarantee Fund . . . . .	82,813.57		8,000.00		5,331.37	96,144.94
3598	Henry J. Davis Awards of Merit . . . . .	7,750.00					7,750.00
3599	Clarence G. Orendorff Fund . . . . .	18,869.64					18,869.64
3600	Mayo Foundation . . . . .	3,344,645.90					3,344,645.90
3601	William J. Murphy Endowment Fund for Educational Purposes . . . . .	895,264.61		20,813.06			916,077.67

**STATEMENT OF ENDOWMENT FUNDS**  
**July 1, 1967 to June 30, 1968**

**EXHIBIT D**

Current Restricted Funds							
Account No.	Balance July 1, 1967	Gifts	Interest Income	Other Income	Expenditures	Transfers	Balance June 30, 1968
	\$	\$	\$	\$	\$	\$	\$
0850-8701	12,143.45		10,500.00		6,225.00		16,418.45
0850-8801	13.30		89.00		75.00		27.30
0850-8008	2,972.08		3,076.73		2,868.50		3,180.31
0850-8802	588.73		104.13				692.86
0850-8009	1,644.30		703.10		300.00		2,047.40
0940-4600	587.90	60.00	540.76		355.72		832.94
0850-8503	757.25		281.24		100.00		938.49
0850-8803	820.04		266.11		150.00		936.15
0850-8011	3,553.44		3,762.92		3,100.00		4,216.36
0850-8012	3,857.14		3,453.20		3,150.00		4,160.34
0850-8013	2,741.69		2,597.91		2,700.00		2,639.60
0850-8900	126.51		70.31				196.82
0850-8504	206.84		113.92				320.76
0731-5901	2,983.82		580.28		191.21		3,372.89
0940-4601	4,795.95		890.00				5,685.95
0850-8014	684.96		748.49		584.00		849.45
0850-8505	1,298.82		2,349.60		1,287.50		2,360.92
0850-8506	585.19		255.43		400.00		1,240.62
0940-4000	2,774.48	1,000.00	1,263.80		1,903.14		3,135.14
0697-5900	2,897.27		3,248.50		792.20		5,353.57
0850-8015	3,378.39		3,530.63		2,534.00		4,375.02
0850-8006	21.50		133.50			33.50	121.50
0940-4001	1,596.31		413.58		371.72		1,638.17
0697-5901	4,239.08	542.50	7,428.83		2,923.61		9,286.80
0685-5908	1,287.90		1,415.10			1,287.90	1,415.10
0850-8507	2,139.50	20.00	177.47				2,336.97
0702-5900	19,165.06			4,743.29	14,408.41		9,499.94
0688-5900	38,191.17		29,829.17		24,590.15		43,430.19
0850-8508	4,146.30		1,693.67		3,864.31		1,975.66
0850-8007	2,637.22		1,747.96		1,000.00		3,385.18
0850-8509	13,871.08	1,264.50	5,986.58		6,583.00		14,539.16
0940-4602	1,064.18		275.34				1,339.52
0788-5900	1,639.63		1,335.89				2,975.52
0850-8510	35,234.32	51,140.09	25.00	1,500.00	41,905.01	38,923.44	7,070.96
0697-5903	269.51		44.50		269.51		44.50
0850-8511	1,838.42		591.85				2,430.27
0850-8010	1,343.27		1,475.62		1,343.00		1,475.89
0402-3218	60,550.82		273,235.34		281,541.86		52,244.30
0400-2014	8,263.15		76,150.80		58,166.46	20,813.07	5,434.42

# STATEMENT OF ENDOWMENT FUNDS

July 1, 1967 to June 30, 1968

## EXHIBIT D

Fund No.	Name	Endowment				Earnings	Balance June 30, 1968
		Principal July 1, 1967	Endowment Gifts	Transfers	Adjustments	Transferred To Principal	
3602	Minnesota Hospital and Home for Crippled Children . . . . .						
	For Other Purposes . . . . .	\$ 2,533,029.47		\$	\$	\$	\$ 2,533,029.47
	Operating temporarily as an endowment . . . . .	844,450.53		131,793.60			976,244.13
3603	Caleb Dorr Fund:						
	For student aid . . . . .	85,470.09					85,470.09
	Operating temporarily as an endowment . . . . .	6,231.33					6,231.33
	College fellowships . . . . .						
	College scholarships . . . . .						
	Crookston scholarships . . . . .						
	Waseca scholarships . . . . .						
	Reserve Caleb Dorr Fund . . . . .						
3606	Cosmopolitan Club Loan Fund . . . . .	200.00					200.00
3607	Elliot Trust Fund:						
	Operating temporarily as an endowment . . . . .	217.36					217.36
	For loan funds . . . . .	5,000.00					5,000.00
3609	Gilfillan Trust Fund:						
	Operating temporarily as an endowment . . . . .	9,230.00					9,230.00
	For loan funds . . . . .	40,770.00					40,770.00
3610	Edward M. and Effie R. Johnson Loan Fund . . . . .	5,000.00					5,000.00
3611	Law Alumni Scholarship Loan Fund . . . . .	4,278.90					4,278.90
3613	Lind Fund for Crippled Children . . . . .	6,613.07					6,613.07
3615	Ludden Estate Fund:						
	Operating temporarily as an endowment . . . . .	1,500.00					1,500.00
	For loan funds . . . . .	6,207.00					6,207.00
3616	Ludden Real Estate Fund:						
	Operating temporarily as an endowment . . . . .	41,091.85					41,091.85
	For loan funds . . . . .	1,331.35					1,331.35
3617	Ludden Trust fund:						
	Operating temporarily as an endowment . . . . .	9,984.72					9,984.72
	For loan funds . . . . .	10,000.00					10,000.00
3619	Minnesota State Organization for Public Health Nursing Fund . . . . .	534.37					534.37
3627	Class of 1902 Loan Fund . . . . .	14,628.42					14,628.42
3632	Helen Dwan Fund . . . . .	2,058.75					2,058.75
3641	W.J. Bryan Prize . . . . .	889.78		20.04			909.82
3643	Nina M. Cohen Scholarship . . . . .	2,240.34					2,240.34
3644	R.E. Cutts Memorial Fund . . . . .	1,240.38					1,240.38
3645	Gideon Memorial Fund . . . . .	774.06					774.06
3646	Samuel B. Green Scholarship . . . . .	470.97					470.97
3647	Horton Art Scholarship . . . . .	1,761.60					1,761.60
3648	Albert Howard Scholarship . . . . .	5,466.79					5,466.79
3649	Edward M. and Effie R. Johnson Scholarship . . . . .	12,777.07					12,777.07
3650	John A. Johnson Memorial Fund . . . . .	22,085.13					22,085.13
3651	Charles Lathrop Pack Forestry Prize . . . . .	2,000.00					2,000.00
3652	Capt. DeWitt J. Payne Memorial Fund . . . . .	18,307.82					18,307.82
3653	Shevlin Fellowship . . . . .	42,830.23					42,830.23
3654	A.D. Wilson Prize . . . . .	381.95					381.95
3655	Fellowship Association of the University of Minnesota . . . . .	5,689.88					5,689.88
3656	Clara Ueland Fellowship . . . . .	15,759.67	10.00	1,119.65-	449.49		15,099.51
3657	Eitel Scholarship . . . . .	78,418.75					78,418.75
3658	Coffman Educational Research Foundation Scholarship . . . . .	5,366.01					5,366.01
3659	Law Faculty Scholarship and Loan Fund . . . . .	19,690.88					19,690.88
3660	Mary L. Bull Scholarship . . . . .	847.69					847.69
3661	Thomas F. Andrews Fellowship in Geology . . . . .	4,566.11					4,566.11

**STATEMENT OF ENDOWMENT FUNDS**  
**July 1, 1967 to June 30, 1968**

**EXHIBIT D**

Current Restricted Funds							
Account No.	Balance July 1, 1967	Gifts	Interest Income	Other Income	Expenditures	Transfers	Balance June 30, 1968
0940-1017	\$	\$	\$	\$ 2,825.00	\$	\$ 2,825.00-	\$
0940-4362			248,968.60		120,000.00	128,968.60-	
<hr/>							
0850-8703	1,811.97		8,118.58		1,500.00	6,127.65-	2,302.90
0850-8704	1,841.55				4,352.75	5,190.58	2,679.38
0850-8901	.87					175.00	175.87
0850-8904					400.00	400.00	
0850-0909	5,765.58					362.07	6,127.65
<hr/>							
<hr/>							
<hr/>							
0850-8559	78.50		100.00		78.50		100.00
<hr/>							
0850-8049	71,533.48	25,769.37	1,018.16	15.00-	40,582.70	9,345.18	67,068.49
0850-8512	316.56		183.34		150.00		349.90
0850-8513	50.00		70.04		50.00	20.04-	50.00
0850-8016	405.04		194.91		200.00		399.95
0850-8514	434.89		101.46		25.00		511.35
0850-8706	63.04		61.41		50.00		74.45
0850-8707	246.98		41.83		10.53		278.28
0850-8515	266.04		156.64				422.68
0850-8516	1,530.31		486.83		240.00		1,777.14
0850-8517	1,044.87		1,137.42		900.00		1,282.29
0850-8017	2,137.84		1,514.78		1,433.10		2,219.52
0850-8708	707.06		178.00		105.00		780.06
0850-8518	1,615.61		1,629.59		1,500.00		1,745.20
0850-8519	6,139.38		2,872.03		4,000.00		5,011.41
0850-8709	273.38		32.93				306.31
0850-8520	2,599.42		506.41		75.00		3,030.83
0850-8521	1,180.98		1,251.87		1,661.14	1,119.65	1,891.36
<hr/>							
0850-8522	2,776.73		477.93				3,254.66
0850-8523	3,781.80		1,731.05		2,350.00	55.00	3,217.85
0850-8710	99.33		75.65		75.00		99.98
0850-8524	901.70		364.90				1,266.60



**STATEMENT OF ENDOWMENT FUNDS**  
**July 1, 1967 to June 30, 1968**

**EXHIBIT D**

Fund No.	Name	Endowment				Earnings	Balance June 30, 1968
		Principal July 1, 1967	Endowment Gifts	Transfers	Adjustments	Transferred To Principal	
3662	E.M. Freeman Medal for Student Leadership . . . . .	\$ 100.00	\$	\$	\$	\$	\$ 100.00
3663	Howard Baker Fellowship . . . . .	10,708.65					10,708.65
3664	Clarissa W. Marsh Memorial Scholarship . . . . .	5,000.00					5,000.00
3666	Reyerson Research Fund . . . . .	1,413.08		22,000.00		103.33	23,516.41
3667	James E. Moore Trust Fund . . . . .	56,162.72					56,162.72
3670	Frederick J. Wulling Trust Fund . . . . .	5,658.00					5,658.00
3671	Herschel V. Jones Journalism Fund . . . . .	31,398.81			147.41		31,546.22
3672	William A. Lawhead Loan Fund . . . . .	2,000.00					2,000.00
3673	Class of 1889 Memorial Prize . . . . .	2,000.00					2,000.00
3674	General Research Endowment . . . . .	261,896.52				19,225.07	281,121.59
3675	St. Paul Central University of Minnesota Scholarship . . . . .	10,258.21					10,258.21
3679	Thomas F. Andrews Endowment for Research Prize (Sigma Xi) . . . . .	2,501.45					2,501.45
3681	Parents' Publishing Association Fund For Educational Purposes . . . . .	276,278.83					276,278.83
3682	Adolph Erickson Fund for Social Welfare . . . . .	2,606.85					2,606.85
3685	Ruedlinger Memorial Fund . . . . .	140.81					140.81
3693	John B. Johnston Educational Fund . . . . .	8,657.90					8,657.90
3695	John C. Frizzell Estate Fund . . . . .	5,667.57					5,667.57
3696	Earle C. Bailie Fund . . . . .	1,499.80					1,499.80
3700	Thomas F. Wallace Scholarship . . . . .	50,589.32					50,589.32
3706	Northwest School O.W. Peterson Memorial Fund . . . . .	205.95					205.95
3707	Josiah and Sarah E. Lothrop Scholarship . . . . .	7,540.70					7,540.70
3708	Pioneer Fund . . . . .	2,745.59		1,601.00	892.44	101.03	3,555.18
	Rental-Pioneer Fund . . . . .						
	Pioneer Fund-Music . . . . .						
3711	University of Minnesota Hospitals Bed Endowment Fund . . . . .	3,211.82				236.38	3,448.20
3712	Josephine L. Merriam Trust Fund . . . . .						
	Rental-Northwestern Bank . . . . .	630,775.63		16,044.53			646,820.16
3714	Bertha Weiskopf Memorial Fund . . . . .						
3715	Twin City Milk Producers Association Equity Fund . . . . .	9,768.17	2,096.17	1,145.30			10,719.04
3719	Endowment Fund of the School of Nursing: . . . . .						
	Operating temporarily as an endowment . . . . .	500.00					500.00
	Instructional Trust Funds . . . . .	7,810.98					7,810.98
3720	Charles P. Sigerfoos Fellowship in Zoology . . . . .	8,433.16		656.46			9,089.62
3721	Margaret S. Hunt Scholarship . . . . .	11,848.39				869.17	12,717.56
3723	Diehl-Copavin Fund . . . . .	37,602.88				2,584.11	40,186.99
3724	John H. Rishmiller Scholarship and Loan Fund . . . . .	60,365.29		2,819.95			63,185.24
	Rental-Rishmiller Farm . . . . .						
	Vanderpool Farm . . . . .						
3725	Alexander P. and Lydia Anderson Fellowship . . . . .	25,216.67					25,216.67
3726	Julia C. Upson Fund . . . . .	226.35					226.35
3727	Elias P. Lyon Medical Lectureship . . . . .	4,575.32					4,575.32
3728	Appreciation Day Band Fund . . . . .	5,719.39					5,719.39
3729	Maroon and Gold Scholarship Fund . . . . .	990.00				72.62	1,062.62
3730	E.W.D. Holway Herbarium Fund . . . . .	1,349.78					1,349.78
3733	Sigma Xi Scholarship . . . . .	5,215.00					5,215.00
3735	Emil Oberhoffer Fund . . . . .	10,000.00					10,000.00
3737	Floyd B. Olson Cancer Memorial Fund . . . . .	25,000.00					25,000.00
3738	Kappa Epsilon Award . . . . .	425.00					425.00
3739	Carl Schlenker Memorial Scholarship . . . . .	13,164.82					13,164.82
3740	Dr. James W. and Alice B. O'Neil Fund for Deserving Students of Dentistry . . . . .	5,000.00					5,000.00
3741	Laverne Noyes Foundation . . . . .	90,844.76					90,844.76
3742	Josephine L. Harper Memorial Fund . . . . .	4,748.05			176.34		4,924.39

# STATEMENT OF ENDOWMENT FUNDS

July 1, 1967 to June 30, 1968

EXHIBIT D

Current Restricted Funds							
Account No.	Balance July 1, 1967	Gifts	Interest Income	Other Income	Expenditures	Transfers	Balance June 30, 1968
0850-8711	\$ 13.13		\$ 8.90				\$ 14.92
0850-8525	1,237.26		953.19		1,408.15		782.30
0850-8804	955.27		347.10				1,302.37
0697-5904	5,578.41		4,607.53		3,820.58		6,365.36
0940-4002	1,387.79		357.78		108.73		1,636.84
0940-4003	9,389.48	1,246.44			4,460.59		6,175.33
0850-8526	1,045.12		178.00				1,223.12
0850-8018	1,273.34		871.31				2,144.65
0850-8527	523.44		211.82				735.26
0401-4911	17,826.44		23,370.78		8.00		41,189.22
0940-4363	2,078.60		230.51				2,309.11
0850-8712	57.23		12.46		50.00		19.69
0940-4365	3,529.81	11.10	504.63		252.40		3,793.14
0940-4366	432.77		133.50				566.27
0850-8528	5,066.28		4,037.93		4,250.00		4,854.21
0850-8905	83.36		18.69				102.05
0850-8019	518.81		546.46		450.00		615.27
0850-8581	818.47		25.25		675.00	400.26	568.98
0850-8529	1,386.46		25.25			400.24	1,811.95
0940-1013	1,601.00			1,601.00		3,202.00-	
0940-4004	1,090.65		50.50		584.20	800.50	1,357.45
0940-1016				10,500.00		10,500.00-	
0850-8020	25,000.00		26,634.76		21,125.94	5,508.82-	25,000.00
0850-8021	343.26	8.00			200.00		151.26
0940-4006	3,864.05		722.68		251.83		4,334.90
0850-8558			656.46			656.46-	
0850-8022	1,500.00		4,225.01			2,725.01-	3,000.00
0940-1015				160.00		160.00-	
0940-6907					65.06	65.06	
0850-8530	453.38		2,244.58		1,800.00		897.96
0940-4710	119.16		20.47				139.63
0940-4603	2,035.47		373.80				2,409.27
0850-8531	463.32		509.08		463.32		509.08
0940-4007	1,977.61		120.15				2,097.76
0850-8023	1,411.12		404.06		400.00		1,415.18
0850-8532	2,331.67		890.00	50.00	2,300.00		971.67
0692-5903	8,616.57		2,225.00				10,841.57
0850-8534	190.19		38.27		25.00		203.46
0850-8535	1,088.02		1,098.26		800.00		1,386.28
0850-8536	4,307.50		445.00		600.00		4,152.50
0850-8024	5,856.40		6,093.83		3,383.53		8,566.70
0850-8025	159.50	209.80			150.00		219.30

## STATEMENT OF ENDOWMENT FUNDS

July 1, 1967 to June 30, 1968

### EXHIBIT D

Fund No.	Name	Endowment				Earnings	Balance June 30, 1968
		Principal July 1, 1967	Endowment Gifts	Transfers	Adjustments	Transferred To Principal	
3743	Class of 1890 Fellowship . . . . .	\$ 3,050.37	\$	\$	\$	\$	\$ 3,050.37
3748	Haydn S. and Mary M. Cole Fellowship . . . . .	46,409.37					46,409.37
3752	Institute of Technology Research Fund . . . . .	464.04		805.75-	341.71		
3753	William A. O'Brien Scholarship . . . . .	5,596.57	519.00				6,115.57
3755	American Legion Scholarship and Loan Fund . . . . .	1,000.00					1,000.00
3756	Chapman Memorial Fund for Research in Entomology . . . . .	1,272.50					1,272.50
3757	Weed Munro Law Scholarship . . . . .	1,000.00					1,000.00
3758	Fine Arts Fund . . . . .	6,625.52					6,625.52
3759	Charles Fremont Dight Eugenics Research Fund . . . . .	160,111.30		15,000.00			175,111.30
3760	Wilbur C. Hadden Memorial Fund . . . . .	538.00					538.00
3762	Merck and Company Research Fund . . . . .	44,441.10					44,441.10
3763	Lee Irvin Smith Fund . . . . .	14,996.27					14,996.27
3766	University Theatre Building Fund . . . . .	15,561.62	104.00			1,058.48	16,724.10
3767	S.G. Comstock Book Fund for Ada Comstock Hall . . . . .	1,500.00					1,500.00
3768	Thomas S. Roberts Fund . . . . .	34,006.27					34,006.27
3769	Guy Stanton Ford Lectureship Fund . . . . .	15,000.00					15,000.00
3770	Curtis Lloyd Jensen Scholarship . . . . .	10,000.00					10,000.00
3771	Samuel W. Melendy Memorial Fund . . . . .	199,796.35					199,796.35
	Reserve . . . . .						
	Melendy Plant Garden . . . . .						
	Melendy Memorial Lectures . . . . .						
	Investments . . . . .						
	Fellowships . . . . .						
3781	Dean E.E. Nicholson Scholarship Fund For Returning Military Students . . . . .	616.75				44.68	661.43
3788	Minnesota Academy of Science - Cedar Creek Forest . . . . .	1.00					1.00
3791	Land O'Lakes Patronage Fund . . . . .	3,523.56		71.42-			3,452.14
3792	Frank E. Burch Research Fund in Ophthalmology . . . . .	399,862.78		2,906.53		25,801.37	428,570.68
3794	Edgar W. Morrill Scholarship . . . . .	3,204.41					3,204.41
3795	William Hodson Memorial Fund . . . . .	10,517.69					10,517.69
3796	Mayo Public Health Fund . . . . .	66,532.85				4,055.28	70,588.13
3798	Staff Welfare Fund . . . . .	58,626.85				3,643.13	62,269.98
3799	Group Investment Principal Reserve . . . . .	3,973,926.06			225,820.36		4,199,746.42
3815	Michael T. Swifka Memorial Scholar- ship Fund . . . . .	8,000.00	1,000.00				9,000.00
3827	William A. Schaper Memorial Fund . . . . .	10,000.00					10,000.00
3835	Joseph W. Beach Memorial Lectureship . . . . .	15,127.60					15,127.60
3837	Walter C. Coffey Scholarship . . . . .	1,000.00					1,000.00
3838	Adrian E. Buttz Fund . . . . .	156,801.62	1.25				156,802.87
3839	The Dalton Le Masurier Memorial Lectureship and Scholarship Fund . . . . .	12,483.10					12,483.10
3842	Erhard A. Anderson Horticultural Award . . . . .	10,000.00					10,000.00
3844	Albert J. Chesley Memorial Lectureship in Public Health . . . . .	4,758.70		5.00			4,763.70
3846	Minnesota Horticulture Society . . . . .	35,000.00					35,000.00
3849	Harlow C. Richardson Scholarship . . . . .	47,292.97					47,292.97
3850	Carroll Binder Memorial Awards in Journalism . . . . .	15,680.07		2,500.00			18,180.07
3851	Elvira C. Larson Scholarship Fund . . . . .	18,515.53					18,515.53
3852	Nellie S. Trufant Memorial Scholarship in Engineering . . . . .	4,966.63					4,966.63
3853	John Y. Breckenridge Memorial Book Award . . . . .	500.00					500.00
3858	John A. Clark Research in Diseases of Heart and Cancer . . . . .	34,949.15					34,949.15
3859	Allan T.H. Bluhm Memorial Award . . . . .	11,670.75			35.83-		11,634.92
3861	Marcia M. Enbody Scholarship . . . . .	42,000.00					42,000.00
3862	The Cecil A. Krelitz Memorial . . . . .	10,200.98	218.00				10,418.98
3863	Harriet Stoll Memorial Scholarship . . . . .	30,090.48					30,090.48
3864	Mildred H. Evans Scholarship . . . . .	22,366.24					22,366.24

**STATEMENT OF ENDOWMENT FUNDS**  
**July 1, 1967 to June 30, 1968**

**EXHIBIT D**

Current Restricted Funds							
Account No.	Balance July 1, 1967	Gifts	Interest Income	Other Income	Expenditures	Transfers	Balance June 30, 1968
0850-8537	\$ 537.53		\$ 271.45		\$ 287.75		\$ 521.23
0850-8538	8,588.58		3,873.28		16,535.45		4,073.59-
0630-5900	536.10		34.09			570.19-	
0850-8026	332.89		355.55		300.00		388.44
0850-8539	81.00		89.00		81.00		89.00
0661-5900	492.76		113.03		492.00		113.79
0850-8540	363.21		89.00		300.00		152.21
0940-4604	1,524.49	5,941.47	566.93		2,256.50		5,776.39
0788-5901	17,286.17		27,379.79		9,625.99	15,000.00-	20,039.97
0749-5901	12,769.59		12,776.94-		7.35-		
0940-4711	102.24		48.06				150.30
0636-5900	12,220.04		3,955.16		1,795.66		14,379.54
0636-5901	7,715.17		1,335.00		800.00		8,250.17
0940-4712	1,044.11		133.50				1,177.61
0940-4605	28,956.12		3,026.89	1,598.20	13,334.75		20,246.46
0940-4606	2,234.31		1,278.04		750.00		2,762.35
0850-8541	1,784.84		890.00		1,600.00		1,074.84
0850-8027					5,200.00	5,200.00	
0850-0908	14,829.00					1,690.17	16,519.17
0940-4008	113.70		50.00				163.70
0940-4607	499.70		150.00		150.00		499.70
0850-1000			16,490.17			16,490.17-	
0850-8565	8,200.02				9,320.00	9,600.00	8,480.02
0705-5900	1,837.89	25.00	1,043.64			2,906.53-	
0850-8057	505.99		284.80		300.00		490.79
0850-8542	4,247.08		936.28		1,880.01		3,303.35
0850-8056	440.48		448.29		385.50		503.27
0850-8029	727.36		720.90		650.00		798.26
0940-4608	2,271.47		1,031.51		500.00		2,802.98
0850-8714	147.60		71.20		100.00		118.80
0940-4609	10,196.10		10,811.81			9,102.78-	11,905.13
0940-4610	953.41		810.79		1,445.63		318.57
0850-8906	649.89		709.33		600.00		759.22
0940-4611	837.12		329.30		325.45		840.97
0850-8031	2,852.39		3,268.08		1,400.00		4,720.47
0850-8543	3,788.11		1,069.78		375.00	2,500.00-	1,982.89
0850-8715	1,413.52		1,232.65		600.00		2,046.17
0850-8032	312.35		331.08		300.00		343.43
0685-5901	4,665.49		2,282.85				6,948.34
0850-8033	777.36	561.87			575.64		763.59
0850-8034	3,150.40	1,600.00	2,579.22		3,843.00		3,486.62
0850-8035	861.68		584.46				1,446.14
0850-8036	1,875.48		1,966.01		1,650.00		2,191.49
0850-8037	1,250.81		1,317.20		800.00		1,768.01

**STATEMENT OF ENDOWMENT FUNDS**

**July 1, 1967 to June 30, 1968**

**EXHIBIT D**

Fund No.	Name	Endowment				Earnings		Balance June 30, 1968
		Principal July 1, 1967	Endowment Gifts	Transfers	Adjustments	To Principal		
3869	Donald J. Cowling Medical Research Fund:							
	For Research . . . . .	\$ 69,500.00	\$	\$	\$	\$	\$	69,500.00
	Operating temporarily as an endowment . . . . .	134,466.26						134,466.26
3871	Margaret Caldwell Memorial Scholarship in Nursing . . . . .	414.57						414.57
3874	John P. Fridley Foundation – Undergraduate Scholarship . . . . .							
	Graduate Fellowship . . . . .	416,895.07						416,895.07
3875	Oscar W. Firkins Memorial Fund . . . . .	17,822.74						17,822.74
3876	LaVerne Wegener Memorial Award . . . . .	224.10						224.10
3880	John T. Tate Memorial Scholarship . . . . .	12,025.00						12,025.00
3881	Marlow Bergstrom Memorial Fund . . . . .	188,990.51						188,990.51
3882	James E. Dorsey Scholarship Fund . . . . .	8,888.90						8,888.90
3883	William W. Stout Memorial Fund Graduate Fellowship . . . . .	199,862.60						199,862.60
3884	The Carl F. Schlotthauer Memorial Surgery Award . . . . .	556.05						556.05
3886	Class of 1913 50th Anniversary Fund . . . . .	4,282.53	57.00			245.28		4,584.81
3887	Willes B. Combs Memorial Library Fund . . . . .	3,804.50						3,804.50
3888	Paul Goldsborough, Jr. Fund . . . . .	5,000.00						5,000.00
3890	Allen W. Edson Award . . . . .	547.51						547.51
3891	Charles J. Brand – Class of 1902 Scholarships in Botany . . . . .	40,000.00						40,000.00
3892	Samuel Kroesh Scholarship . . . . .	8,440.64			440.64-	484.16		8,484.16
3894	Louise T. Dodsall Scholarship Fund . . . . .	237,152.19			10,804.96-	11,762.24		238,109.47
3895	Mary L. Edwards Scholarship Duplex . . . . .	16,524.58						16,524.58
3896	George T. Walker Fund:							
	For Research . . . . .	5,562.55						5,562.55
	For Student Aid . . . . .	5,562.55						5,562.55
3897	Ernest Conary Memorial Cancer Research Fund . . . . .	10,000.00						10,000.00
3900	Dean E.M. Freeman Scholarship . . . . .	339.50						339.50
3902	Charles E. Merrill Service Men Rehabilitation Fund . . . . .	5,185.90						5,185.90
3903	Harold C. Wieman Scholarship . . . . .	2,574.58						2,574.58
3904	William H. Emmons Fund . . . . .	9,548.25	5.00					9,553.25
3905	J.B. Johnston Lectureship in Neurology . . . . .	8,000.00						8,000.00
3906	Leo G. Rigler Lectureship in Radiology . . . . .	13,005.00						13,005.00
3909	William S. Pattee Memorial Lectureship . . . . .	1,404.06						1,404.06
3910	Frederick B. Wells Trust Fund . . . . .	80,000.00						80,000.00
3911	Horace Newhart Research in Otolaryngology . . . . .	7,735.00						7,735.00
3913	Lura C. Hutchinson Scholarship . . . . .	10,033.22		630.92				10,664.14
3915	John Miller Memorial Fund . . . . .	510.00						510.00
3916	Owen Wangenstein Surgical Research Fund . . . . .	15,484.68		265.00		1,100.22		16,849.90
3917	John C. Hutchinson Scholarship . . . . .	11,132.43						11,132.43
3918	Friends of University of Minnesota Library . . . . .	1,733.50						1,733.50
3921	Harriet Walker Fund . . . . .	26,541.83						26,541.83
3923	Dufresne Memorial Scholarship:							
	For Student Aid . . . . .	91,002.92						91,002.92
	Operating temporarily as an endowment . . . . .	41,260.08				7,265.78		48,525.86
3924	Clarence C. Bausman Memorial Fund – Plant Pathology . . . . .	20,000.00						20,000.00
3926	Mary Fisk Cancer and Heart Research . . . . .	11,194.37		12,197.27-	1,002.90			
3929	Oscar Mather Scholarship . . . . .	250.00						250.00
3930	Conway MacMillan Memorial Research Fellowship in Botany . . . . .	373.75		538.54-	164.79			
3931	Charles W. Nichols Service Award . . . . .	200.00						200.00
3935	Malignant Disease Research Fund . . . . .	174,225.64						174,225.64
	Arthur and Stella Sanford . . . . .							
	Malignant Disease Research . . . . .							
3937	Sarah H. and William B. Folwell Memorial Fund . . . . .	23,471.07						23,471.07
3938	William B. Folwell Military Collection Fund . . . . .	19,218.97						19,218.97

**STATEMENT OF ENDOWMENT FUNDS**  
**July 1, 1967 to June 30, 1968**

**EXHIBIT D**

Current Restricted Funds							
Account No.	Balance July 1, 1967	Gifts	Interest Income	Other Income	Expenditures	Transfers	Balance June 30, 1968
0697-5907	\$ 16,634.09	\$	\$ 12,416.39	\$	\$ 12,689.64	\$	\$ 16,360.84
0850-8038	18.63		23.14				41.77
0850-8039	13,614.62		8,532.73		2,150.00		19,997.35
0850-8545	18,314.12		17,065.45		17,826.53		17,553.04
0940-4010	2,489.20		1,085.80		750.00		2,825.00
0850-8722	24.57		10.68		6.37		28.88
0850-8040	636.53		732.47		560.00		809.00
0685-5902	32,045.65		11,513.04		8,143.40		35,415.29
0850-8546	558.28		534.00		550.00		542.28
0850-8561	4,212.25		6,036.87		3,331.50		6,917.62
0850-8041	5,875.01		6,036.87		3,234.00		8,677.88
0850-8716	46.72		33.82		25.00		55.54
0940-4713	234.14		234.07	20.00	165.24		322.97
0850-8555	1,356.28		291.92		1,300.00		348.20
0850-8852	60.38		32.93				93.31
0850-8556	3,431.80		2,419.02		2,200.00		3,650.82
0850-8053	439.42		940.96	46.15	329.00		1,097.53
0636-5902	884.87		341.31		250.00		976.18
0850-8054	536.85		341.32		500.00		378.17
0685-5905	2,940.87		614.10				3,554.97
0850-8717	77.77		30.26				108.03
0850-8042	3,813.92		461.91			208.17-	4,067.66
0850-8043	301.62		228.73			208.17	738.52
0850-8547	1,750.62		821.56		1,149.43		1,422.75
0940-4613	2,372.00		554.47				2,926.47
0940-4614	4,677.71		1,130.30		300.00		5,508.01
0940-4615	348.93		124.60				473.53
0702-5901	17,382.45	4,218.00	1,140.00		1,631.68		21,108.77
0691-5900	39,325.03	887.98	688.86	3,041.50	6,903.75		37,039.62
0850-8055			630.92			630.92-	
0850-8907	101.36		45.39		50.00		96.75
0697-5908	265.00	89.14				265.00-	89.14
0850-8044	2,998.85		987.01		2,134.00		1,851.86
0940-4714	15,858.42	30.00	153.97	12,947.59	6,885.14	250.00	22,354.84
0690-5900	1,817.13		1,963.34				3,780.47
0666-5900	13,040.93		1,780.00				14,820.93
0685-5906	556.47		356.89			556.47	356.89
0850-8718	97.38		22.25		15.00		104.63
0850-8548	39.71		26.70		578.25	538.54	26.70
0850-8549	13.20		14.24				27.44
0697-5909	44.02				59.59	15.57	
0697-5910	24,346.82	1,192.70	14,280.05	1,300.00	3,148.52	15.57-	37,955.48
0702-5902	8,692.73		1,841.41		313.72		10,220.42
0940-4715	1,448.24		1,589.54		1,548.56		1,489.22

**STATEMENT OF ENDOWMENT FUNDS**

**July 1, 1967 to June 30, 1968**

**EXHIBIT D**

Fund No.	Name	Endowment				Earnings	Balance June 30, 1968
		Principal July 1, 1967	Endowment Gifts	Transfers	Adjustments	Transferred To Principal	
3943	Maurice L. Rothchild Scholarship . . . .	\$ 92,372.03	\$ 5,102.55	\$	\$	\$	\$ 97,474.58
3944	William L. McKnight Research Fund . .	38,100.00					38,100.00
3945	Margaret McGregor Nursing Library Fund	200.00					200.00
3946	Louise C. Bell Fund . . . . .	5,500.00					5,500.00
3949	George C. Christian Cancer Research Professorship: For Research . . . . .	51,581.15					51,581.15
	Operating temporarily as an endowment . . . . .	3,480.74					3,480.74
3950	Dr. H. Oerting Memorial Fund . . . . .	10,084.65					10,084.65
3951	Florence M. Wilson Memorial Fund . . .	1,100.00					1,100.00
3952	Alice Pomeroy Scholarship . . . . .	4,176.00					4,176.00
3953	Ray V. Arnold Scholarship . . . . .	4,176.00					4,176.00
3955	University of Minnesota Alumni Endowment Fund . . . . .	50,055.84	2,531.15				52,586.99
	Minnesota Alumni Scholarship Fund. University of Minnesota Alumni Endowment Fund - Greater University Fund . . . . .						
3958	Student Loan Fund Reserve . . . . .	208,899.04		58,693.58			267,592.62
3959	John H. Darling Trust Fund . . . . .	19,081.25					19,081.25
3960	American Legion Memorial Heart Research Professorship Trust Fund . .	517,739.60	5.00				517,744.60
3961	Robert V. Cram Memorial Scholarship . .	1,562.87					1,562.87
3963	Fred B. Snyder Greater University Fund.	5.00					5.00
3964	Cephas D. Allin Research Fund . . . . .	5,200.03					5,200.03
3967	Faith Thompson Scholarship Fund . . . .	30,362.65					30,362.65
3970	Charles H. Smith Trust Fund . . . . .	37,275.94					37,275.94
3971	Luthard N. Bergh Memorial Fund . . . .	5,412.32	100.00			200.07	5,712.39
3972	Frances M. Brown Endowment Fund . . .	11,500.00					11,500.00
3973	John J. Bittner Cancer Research Fund . .	55,000.00					55,000.00
3977	O.A. Storvick Memorial Fund . . . . .	1,785.00					1,785.00
3978	Sabra M. Hamilton Award in Hospital Administration . . . . .	1,500.00					1,500.00
3979	James A. Hamilton Achievement Award in Hospital Administration . . . . .	2,000.00					2,000.00
3980	Mary Anderson Cancer Research Fund . .	31,000.00		55,038.64	24,038.64		5,991.96
3982	Tollof Thompson Scholarship . . . . .	5,592.15					5,592.15
3985	Silas McClure Medical Research Fund . .	411,704.37					411,704.37
3986	Junior F. Hayden Estate Fund . . . . .	28,426.15					28,426.15
	Geology . . . . .						
	Botany . . . . .						
3987	Department of Physics Research Royalties . . . . .	40,000.00					40,000.00
3988	Forrest R. Immer Memorial Library Fund	800.00					800.00
3989	Gretchen F. Pillsbury Memorial Fund . .	27,397.01				2,205.42	29,602.43
3990	George Fahr Lectureship . . . . .	9,307.26					9,307.26
3991	Carmen Student Revolving Loan Fund . .	25,000.00					25,000.00
3992	George C. Dittman Memorial Fund . . . .						
	Ophthalmology Professorship . . . . .						
	Lectureship . . . . .	369,851.41					369,851.41
3994	Ruth L. Morand Fund Arthur Upson Room . . . . .	3,000.00					3,000.00
3995	Social Sciences Research - Duluth . . . .	2,832.50					2,832.50
3996	Anne D. Blitz Loan Fund . . . . .	12,595.12					12,595.12
3997	Elsa U. Pardee Foundation Professorship in Cancer Biology . . . . .	58,734.02	10,000.00	3,911.28			72,645.30
3998	Flour City Architectural Education Fund Unassigned . . . . .	4,750.00					4,750.00
3999	Group Investments Income Stabilization Reserve . . . . .	916,927.73			11,500.99		928,428.72
71XX	Permanent University Fund . . . . .	47,679,953.70	392,214.96		46,243.65		48,025,925.01
	<b>Total Endowment . . . . .</b>	<b>\$78,320,381.55</b>	<b>\$1,472,951.81</b>	<b>\$364,774.81</b>	<b>\$364,938.25</b>	<b>\$180,079.42</b>	<b>\$80,703,125.84</b>

# STATEMENT OF ENDOWMENT FUNDS

July 1, 1967 to June 30, 1968

EXHIBIT D

Current Restricted Funds							
Account No.	Balance July 1, 1967	Gifts	Interest Income	Other Income	Expenditures	Transfers	Balance June 30, 1968
0850-8045	\$ 7,439.12	\$	\$ 6,687.82	\$	\$ 5,390.00	\$	\$ 8,736.94
0697-5911	17,892.99		8,002.64			10,000.00-	15,895.63
0940-4011	62.47		17.80		58.91		21.36
0850-8046	2,004.81		489.50		750.00		1,744.31
0692-5900	17,489.24		4,879.87				22,369.11
0850-8058	527.65		551.80		527.00		552.45
0850-8719	140.77		85.44		100.00		126.21
0850-8047	896.26		372.02		350.00		918.28
0850-8048	345.62		372.02		345.00		372.64
0940-4616	3,723.47		2,924.63			1,514.60-	5,133.50
0940-4617	10,238.91		1,270.92		300.56		11,209.27
0693-5900	21,088.47		45,882.79		34,670.89		32,300.37
0850-8551	194.43		137.95		50.00		282.38
0940-1113	1,886.91	2,800.00	.89	20.60	4,849.57	1,500.00	1,358.83
0608-5900	558.03		369.35				927.38
0850-8068	1,582.58		1,644.72		1,400.00		1,827.30
0940-4368	16,816.87		2,865.80		879.90		18,802.77
0685-5903	518.35		200.07		210.30		508.12
0940-4618	2,682.32		931.83		690.28		2,923.87
0692-5901	34,779.76		3,436.29				38,216.05
0850-8720	965.37		159.31		30.00		1,094.68
0850-8552	586.12		133.50		58.54		661.08
0850-8553	989.18		178.00		49.83		1,117.35
0685-5904	2,511.00		1,609.12		38.32	2,472.68-	1,609.12
0850-8805	509.74		497.51		300.00		707.25
0693-5901	3,832.09-		36,641.30		116,423.93		83,614.72-
0940-4012	1,100.65		1,264.69		901.10		1,464.24
0940-4013	3,417.47		1,264.69	98.96	702.57-		5,483.69
0641-5900	3,914.26	360.00	3,560.00		2,010.24		5,824.02
0940-4716	464.11		71.20		19.00		516.31
0940-4619	4,323.81		792.99				5,116.80
0691-5901	58,821.60		15,932.91		15,291.86		59,462.65
0705-5901	85,646.75		15,932.90		4,478.24		97,101.41
0940-4620	888.19		200.00		663.63		424.56
0940-4717	1,366.03		267.00				1,633.03
0761-5900	2,309.32		170.88		1,448.98		1,031.22
0692-5902			3,911.28			3,911.28-	
0850-8554	366.56		402.28				768.84
	<u>\$1,430,040.35</u>	<u>\$106,748.63</u>	<u>\$1,429,886.52</u>	<u>\$42,184.94</u>	<u>\$1,196,169.46</u>	<u>\$339,191.22-</u>	<u>\$1,473,499.76</u>



## STATEMENT OF ENDOWMENT FUNDS

July 1, 1967 to June 30, 1968

**EXHIBIT D**

Fund No.	Name	Endowment				Earnings	Balance June 30, 1968
		Principal July 1, 1967	Endowment Gifts	Transfers	Adjustments	Transferred To Principal	
<b>Summary</b>							
	Group Investments Reserve . . . . .	\$ 4,890,853.79	\$	\$	\$237,321.35	\$	\$ 5,128,175.14
	Permanent University Fund Reserve . .	21,009.06			4,253.85-		16,755.21
	Unamortized Losses - U.S. Government Bonds . . . . .	1,425,639.76-(1)			41,989.80-		1,467,629.56-
	General Purposes . . . . .	49,084,584.40	392,214.96				49,476,799.36
	For Research . . . . .	8,501,079.81	578,601.64	33,840.86	35,842.48	59,639.02	9,209,003.81
	For Student Aid . . . . .	6,413,575.11	445,657.78	82,590.57	84,821.89	9,849.36	7,036,494.71
	Funds Subject to Annuity . . . . .	678,431.71		225,556.34-	19,903.57-	20,593.98	453,565.78
	For Other Purposes . . . . .	5,793,782.43	21,137.26	46,472.60	809.87	34,867.70	5,897,069.86
	Operating Temporarily as an Endowment	1,964,892.37	35,340.17	435,296.22	71,503.99	43,077.78	2,550,110.53
	For Loan Funds . . . . .	250,163.64					250,163.64
	Instructional Trust Funds . . . . .	1,371,580.31		7,869.10-	749.26	12,051.58	1,376,512.05
	Subject to Residual Trust Agreement . .	776,068.68			36.63		776,105.31
	<b>Grand Total . . . . .</b>	<u>\$78,320,381.55</u>	<u>\$1,472,951.81</u>	<u>\$364,774.81</u>	<u>\$364,938.25</u>	<u>\$180,079.42</u>	<u>\$80,703,125.84</u>

(1) These losses were incurred in the sale of the U.S. Government Bonds which were transferred to the University from the State. This amount will be recovered through charges to income over a period equivalent to the remaining life of the bonds sold. The bonds were sold, because, based on current investment yields, the net income (i.e. after amortization of the above losses) would be considerably enhanced.

**STATEMENT OF ENDOWMENT FUNDS**  
**July 1, 1967 to June 30, 1968**

**EXHIBIT D**

Account No.	Current Restricted Funds						Balance June 30, 1968
	Balance July 1, 1967	Gifts	Interest Income	Other Income	Expenditures	Transfers	
	\$	\$	\$	\$	\$	\$	\$
	592,498.71	7,315.32	271,175.02	10,545.86	322,011.67	29,669.58-	529,853.66
	472,785.60	88,236.30	330,604.79	1,867.73	324,968.32	37,512.17-	531,013.93
	278,115.63	11,197.01	455,349.79	29,771.35	209,473.15	251,196.40-	313,764.23
	86,640.41		372,756.92		339,716.32	20,813.07-	98,867.94
	<u>\$1,430,040.35</u>	<u>\$106,748.63</u>	<u>\$1,429,886.52</u>	<u>\$42,184.94</u>	<u>1,196,169.46</u>	<u>\$339,191.22-</u>	<u>\$1,473,499.76</u>

## SUMMARY OF ENDOWMENT FUNDS

June 30, 1968

### SCHEDULE D-1

	Group Investment Fund	Permanent University Fund	Funds Invested Separately	Total	Percent
<b>Held by the Board of Regents (Book Value)</b>					
Cash . . . . .	\$ 774,400.52	\$ 169,374.14	\$ 46,568.55	\$ 990,343.21	1.2
Bonds:					
U. S. Government and Agencies . . . . .	\$ 2,538,231.79	\$11,140,000.00	776,317.35	14,454,549.14	18.1
Public Utility . . . . .	7,095,000.00	14,702,000.00	454,000.00	22,251,000.00	27.9
Industrial . . . . .	3,159,000.00	7,079,000.00	345,000.00	10,583,000.00	13.2
Railroads (Including Equipment Trust Certificates) . . . . .	1,940,000.00	3,881,920.00	187,000.00	6,008,920.00	7.5
Finance . . . . .	818,396.94	1,750,000.00		2,568,396.94	3.2
Bonds and Loans, Minnesota Municipalities		123,800.00		123,800.00	.2
Canadian Securities . . . . .	2,175,000.00	3,921,000.00	25,000.00	6,121,000.00	7.7
Other . . . . .	250,000.00	150,000.00	1.00	400,001.00	.5
Unamortized Premiums . . . . .	27,599.23	96,119.93	1,137.50	124,856.66	.2
Unamortized Discounts . . . . .	307,133.73	401,885.55	45,145.20	754,164.48	(.9)
Mortgages and Land Contracts . . . . .	1,002,788.06	4,647.28	12,748.15	1,020,183.49	1.3
Preferred Stocks . . . . .	71,679.38	10,910.09	16,349.80	98,939.27	.1
Common Stocks . . . . .	6,502,438.21	3,931,945.78	2,223,988.24	12,658,372.23	15.8
Real Estate . . . . .			399,097.00 (1)	399,097.00	.6
Other . . . . .	1,264,808.25	1,467,093.34	18,717.95	2,750,619.54	3.4
Total Endowment Fund Securities Managed by the Regents . . . . .	\$27,312,208.65	\$48,025,925.01	\$4,460,780.34	\$79,798,914.00	100.0
<b>Held in Trust</b>					
Funds Held in Trust . . . . .			904,211.84	904,211.84	
Total Endowment Funds . . . . .	\$27,312,208.65	\$48,025,925.01	\$5,364,992.18	\$80,703,125.84	

(1) Reduced by \$85,000.00 representing mortgage on Marshall Alworth property and \$3,600.00 depreciation on Skellet property.

## SUMMARY OF ASSETS Permanent University Fund

### Schedule D-2

	June 30, 1968	June 30, 1967	June 30, 1966
<b>Sources of Principal</b>			
Sales and Rental of Lands and Buildings . . . . .	\$ 1,040,877.60	\$ 1,037,774.89	\$ 1,035,043.18
Sales of Timber . . . . .	557,577.11	556,664.05	555,891.27
Mineral Permits . . . . .	84,653.00	84,653.00	84,653.00
Royalties on Iron Ore . . . . .	21,373,553.61	20,985,313.26	20,750,836.80
Royalties on Copper and Nickel . . . . .	303.26		
Occupational Tax . . . . .	26,314,878.73	26,314,878.73	26,314,878.73
Profit or Loss on Sales of Bonds . . . . .	1,345,918.30--(1)	1,299,330.23--(1)	1,064,508.66--(1)
Total Funds Available . . . . .	\$48,025,925.01	\$47,679,953.70	\$47,676,794.32
<b>Investments of Principal</b>			
Cash . . . . .	\$ 169,374.14	\$ 157,324.39	\$ 169,160.70
Land Contracts . . . . .	4,647.28	4,991.70	5,018.90
Bonds (See Schedule D-1)			
U. S. Government and Agencies . . . . .	11,140,000.00	12,849,650.00	16,779,556.66
Canadian Securities . . . . .	3,921,000.00	4,198,695.20	4,712,695.20
Trust Fund Loans . . . . .	123,800.00	153,950.00	182,000.00
Corporate . . . . .	27,412,920.00	27,383,920.00	25,243,117.75
Other . . . . .	150,000.00		
Unamortized Bond Premiums . . . . .	96,119.93	101,040.79	118,651.64
Total - Bonds . . . . .	\$42,843,839.93	\$44,687,255.99	\$47,036,021.25
Less Unamortized Discounts . . . . .	401,885.55	470,206.23	503,547.22
Net Value of Bonds . . . . .	\$42,441,954.38	\$44,217,049.76	\$46,532,474.03
Common Stocks . . . . .	3,931,945.78	2,824,212.38	860,321.35
Preferred Stocks . . . . .	10,910.09		
Commercial Paper . . . . .	1,467,093.34	476,375.47	109,819.34
Total Assets . . . . .	\$48,025,925.01	\$47,679,953.70	\$47,676,794.32

(1) Includes losses incurred in the sale of U. S. Government Bonds which were transferred to the University from the State. This amount will be recovered through charges to income over a period equivalent to the remaining life of the bonds sold. These bonds were sold because based on current investment yields, the net income (i.e. after amortization of above losses) could be considerably enhanced.

## SUMMARY STATEMENT OF PLANT FUNDS

July 1, 1967 to June 30, 1968

EXHIBIT E

	Total	General Operation and Maintenance Fund	Restricted Funds	Auxiliary Enterprise Funds
Balance July 1, 1967 . . . . .	\$22,614,986.08	\$3,096,616.93	\$10,498,932.46	\$ 9,019,436.69
Income . . . . .				
Income . . . . .	610,240.40	50,391.74	188,549.83	371,298.83
Anticipated Income . . . . .	14,781,718.85	122,725.10	14,032,971.96	626,021.79
Notes Issued . . . . .	2,787,250.58	588,950.00		2,198,300.58
Transfers . . . . .		350,000.00	350,000.00	
From Current Funds . . . . .	3,623,111.51	1,699,477.98	529,537.50	1,394,096.03
From Endowment Funds . . . . .	138,210.77		138,210.77	
Credit on Balance Sheet Account (11-83737) . . . . .	4,120.83			4,120.83
Total Available . . . . .	<u>\$44,559,639.02</u>	<u>\$5,908,161.75</u>	<u>\$25,038,202.52</u>	<u>\$13,613,274.75</u>
Expenditures . . . . .	\$21,486,114.52	\$2,937,224.39	\$14,175,377.10	\$ 4,373,513.03
Notes Payable Redeemed . . . . .	1,125,403.43	457,628.70	139,497.98	528,276.75
Bonds Redeemed . . . . .	185,000.00			185,000.00
Cash Balance June 30, 1968 . . . . .	<u>\$21,763,121.07</u>	<u>\$2,513,308.66</u>	<u>\$10,723,327.44</u>	<u>\$ 8,526,484.97</u>
Liabilities and Reserves (Exhibit A) . . . . .	\$71,242,836.05	\$3,477,773.82	\$40,163,091.90	\$27,601,970.33
Less Anticipated Income . . . . .	49,479,714.98	964,465.16	29,439,764.46	19,075,485.36
Cash Balance June 30, 1968 . . . . .	<u>\$21,763,121.07</u>	<u>\$2,513,308.66</u>	<u>\$10,723,327.44</u>	<u>\$ 8,526,484.97</u>

## SUMMARY OF PLANT FUND ACCOUNTS

July 1, 1967 to June 30, 1968

SCHEDULE E-1

	Balance July 1, 1967	Income	Transfers	Expenditures	Notes and Bonds Issued	Payments	Balance June 30, 1968	
							Obligated	Unobligated
Anticipated Income Accounts . . . . .	\$36,747,744.58	\$14,781,718.85	\$27,513,689.25	\$	\$	\$		\$49,479,714.98
Operating Accounts . . . . .	41,569,585.57	610,240.40	30,907,858.57	21,486,114.52			20,921,341.26	30,680,228.76
Sinking Funds and Reserves . . . . .	2,438,282.42		371,273.79					2,809,556.21
Notes and Bonds Payable . . . . .	15,354,862.67				2,787,250.58	1,310,403.43		16,831,709.82
Total . . . . .	<u>\$22,614,986.08</u>	<u>\$15,391,959.25</u>	<u>\$ 3,765,443.11</u>	<u>\$21,486,114.52</u>	<u>\$2,787,250.58</u>	<u>\$1,310,403.43</u>	<u>\$20,921,341.26</u>	<u>\$ 841,779.81</u>

**PLANT FUNDS**  
**Operating Accounts**

**SCHEDULE E-2**

**July 1, 1967 to June 30, 1968**

Dept. and Fund	Balance				Balance June 30, 1968	
	July 1, 1967	Income	Transfers	Expenditures	Obligated	Unobligated
9100-9500 Classroom and Laboratory Bldg. South of Chemistry						
- Support Funds . . . . .	\$ 3,000.00		\$	\$	\$ 3,000.00	\$
9204- - Federal Appropriation . .			883,086.00			883,086.00
9205- - HEFA Grant . . . . .	801,518.00					801,518.00
9305- - 1965 State Appropriation	2,344,227.57		229,613.00	129,438.08	2,444,402.49	
9306- - 1967 State Appropriation			1,825,783.00	1,539.78	97,565.22	1,726,678.00
9399- - Investment Income . . . . .	127,000.00				127,000.00	
9100-9501 Classroom Building - North of Highway - Plans and Specifications						
- General Maintenance . . . . .			1,000.00	1,000.00		
9205- - Federal Appropriation . .			798,377.00			798,377.00
9305- - 1965 State Appropriation	30,145.37			26,540.65	3,604.72	
9306- - 1967 State Appropriation			1,961,334.00	8,567.90	750.00	1,952,016.10
9100-9502 Remodeling of Sanitary Engineering Laboratory						
- Support Funds . . . . .	6,881.51			4,475.28	2,406.23	
9201-9503 Vincent-Murphy Mathematics Addition - National Science Foundation . . . . .			725,000.00			725,000.00
9305- - 1965 State Appropriation	28,725.38			17,031.94	11,693.44	
9306- - 1967 State Appropriation			1,546,135.00	46,947.54	9,460.86	1,489,726.60
9305-9504 Electrical Engineering - Rehabilitate and Equip						
- 1965 State Appropriation	166,492.46			74,288.28	92,204.18	
9305-9505 Physics Building - Rehabilitate and Equip - 1965 State Appropriation . . . . .	161,803.49			116,765.38	45,038.11	
9305-9506 Heating Tunnel and Piping						
- 1965 State Appropriation	259,020.06			60,328.67	198,691.39	
9399- - Group Investments - Plant			40,000.00		40,000.00	
9100-9507 Sanitary Sewer System . . . . .			7,166.35-	7,166.35-		
9305- - Support Funds . . . . .	15,435.07			15,435.07		
- 1965 State Appropriation						
9100-9508 Land Acquisition - Undesignated on 4th Street S.E. between 17th and 19th Ave. S.E. . . . .	149,469.25		20,803.00	49,651.00	120,621.25	
9100-9509 Remodel in Botany - Support Funds . . . . .	4,500.00				4,500.00	
9500-9510 Development of Space on Pedestrian Level of Bridge - University Services . . . . .			5,780.00	5,005.00	775.00	
9100-9511 Frazer Hall Law Library Third Level - Support Funds	6,957.33			5,172.90	1,784.43	
9501-9512 Rental of Condemned Properties Athletics . . . . .	21,847.80	2,310.00	25,844.74-			1,686.94-
9100-9513 Purchase of Real Estate - Support Funds . . . . .	248,159.00	3,600.00	524,295.00	458,714.16	317,339.84	
9399- - Investment Income . . . . .			11,000.00		11,000.00	
9500- - University Services Funds	20,285.94			469.99-		20,755.93
9501- - Athletics . . . . .	68,711.01		116,110.84	182,511.85		2,310.00
9699- - Temporary Investment Income . . . . .	1,634.42		50,000.00		50,000.00	1,634.42
9100-9514 Purchase of Land-Instruction - Support Funds . . . . .	3,455.63				3,455.63	
9100-9515 West River Area Planning - Support Funds . . . . .	2,000.00				2,000.00	
9399- - Investment Income . . . . .	2,348.13				823.48	1,524.65
9100-9516 Building for Architecture and Engineering - Support Funds . . . . .	2,016.67		2,016.67-			
9305-9517 Land Acquisition - Dental and Medical School - 1965 State Appropriation	8,537.50				8,537.50	
9100-9518 Primary Electrical Service Minneapolis - Support Funds	18,073.05		14,285.62	13,517.09	18,841.58	
9305- - 1965 State Appropriation	4,802.97			4,464.05	338.92	
9306- - 1967 State Appropriation			350,000.00	200,362.12	149,637.88	
9399- - Investment Income			63,000.00		63,000.00	
9300-9520 Northern Pacific Oak Street Viaduct-Special State Funds	104,300.00					104,300.00
9303-9522 Mayo Memorial Project - 1961 State Appropriation						
- Special State Funds . . . . .	17,069.29			136.27	16,933.02	
9100-9523 Study Physical Facility for Health Science-Support Funds . . . . .			1,793.31-	1,793.31-		

**PLANT FUNDS**  
**Operating Accounts**  
**July 1, 1967 to June 30, 1968**

**SCHEDULE E-2**

Dept. and Fund	Balance				Balance June 30, 1968	
	July 1, 1967	Income	Transfers	Expenditures	Obligated	Unobligated
9318- 9202-9524	- Special State Funds . . . . . Health Service Additions and Remodeling	\$ 200.00		\$ 3,619.82	\$ 3,819.82	\$
	- USPHS Grant . . . . .	200,000.00			200,000.00	
9500- 9525-	- University Services Funds - Loan Funds . . . . .	411,970.90 458,914.06		3,475.87 38,966.37	170,908.84 465,044.93	207,042.76 220.71
9302-9525	Remodel Jackson Hall					37,495.17
	- 1959 State Appropriation	3,705.50				3,705.50
9303- 9305-	- 1961 State Appropriation - 1965 State Appropriation	4,163.58 286,917.82				4,163.58
9500-9527	West Bank Dormitory Construction - University Services Funds . . . . .	5,480,142.40		3,468,866.52-	482,609.41	489,523.41
9526- 9527-	- Other Funds . . . . . - Other Funds . . . . .			2,177,488.14 2,000,000.00		2,100,000.00
9100-9528	Jackson-Owre Building			1,375,000.00		600,000.00
	- Support Funds . . . . .	115,250.03			110,451.62	4,798.41
9100-9529	Pioneer Hall Addition					
	- Support Funds . . . . .			301.53	301.53	
9306- 9303-9530	- 1967 State Appropriation Burton Hall Rehabilitation			150,000.00	24,949.81	125,050.19
	- 1961 State Appropriation	5,052.24			1,083.90	3,968.34
9302-9531	Library Rehabilitation					
	- 1959 State Appropriation	12,621.83			968.56	11,653.27
9305- 9100-9532	- 1965 State Appropriation Rehabilitation of State Board of Health Building	39,000.00				39,000.00
	- Support Funds . . . . .	91.58			91.58	
9306- 9500-9533	- 1967 State Appropriation Rehabilitation of Sanford Hall			500,000.00	14,388.76	29,187.79
	- University Services Funds	155,122.65		276,798.45	72,493.43	106,771.27
9501-9534	Remodel and Expand Stadium					252,656.40
	- Athletics . . . . .			7,345.00	5,700.00	1,645.00
9303-9535	Wulling Hall Rehabilitation					
	- 1961 State Appropriation	7,671.39				7,671.39
9302-9536	Zoology Rehabilitation					
	- 1959 State Appropriation	17,564.71			213.64	17,351.07
9302-9537	Owre Hall Rehabilitation					
	- 1959 State Appropriation	11,372.28			7,138.73	4,233.55
9100-9539	Heating Tunnels to West Campus					
	- Support Funds . . . . .	1,042.74		103.58-	939.16	
9303-9540	Chemistry Building Rehabilitation					
	- 1961 State Appropriation	8,700.58			8,700.58	
9305- 9318-9541	- 1965 State Appropriation University Hospital Emergency Power and Light System	195,096.64			28,036.35	167,060.29
	- Special State Funds . . . . .	98,904.91			271.39	98,633.52
9399-9542	Curbs and Paving 29th S.E. South of Como					
	- Investment Income . . . . .	21,500.00		21,500.00-		
9100-9543	Business Administration Building - West Campus					
	- Support Funds . . . . .	41.13				41.13
9302- 9100-9544	- 1959 State Appropriation Remodel Mineral Engineering Research Laboratory	643.46				643.46
	- Support Funds . . . . .			22,000.00		22,000.00
9201-	- National Science Founda- tion . . . . .			17,990.00		17,990.00
9100-9545	Foreign Language, English and General Purpose Classroom					
	Building - Support Funds . . . . .	28,056.23		270.58-	25,031.85	2,753.80
9302- 9500-9546	- 1959 State Appropriation Blegen Hall	108,400.63			50,579.73	57,820.90
	- University Services . . . . .			150,000.00		150,000.00
9699-9547	Alterations and Equipping Central Mail Room - Storehouse					
	- Temporary Investment Income . . . . .	5,918.21			1,715.10	485.64
9100-9548	Temporary Building Number Two - West Bank					3,717.47
	- Support Funds . . . . .	31,211.86			22,052.60	9,159.26
9500-9549	Vending Service Building - University Services . . . . .			50,000.00		50,000.00

**PLANT FUNDS**  
**Operating Accounts**

**July 1, 1967 to June 30, 1968**

**SCHEDULE E-2**

Dept. and Fund	Balance July 1, 1967	Income	Transfers	Expenditures	Balance June 30, 1968	
					Obligated	Unobligated
9100-9550 Building Expansion - Support Funds . . . . .	\$ 350,000.00	\$	\$ 350,000.00	\$	\$	
9100-9551 Purchase and Rehabilitation of Naegle Building - Support Funds . . . . .	12,750.69			4,581.61	8,169.08	
9600- - Gift Funds . . . . .	41,161.89	2,032.30				43,194.19
9304-9552 Museum of Natural History - 1963 State Appropriation	10,456.41			1,111.65	9,344.76	
9500-9554 Dormitory Expansion - University Services Funds			28,437.50			28,437.50
9100-9555 Child Development Building Addition - Pre-School Laboratory . . . . .	750.00			750.00		
9200- - USPHS Grant . . . . .	204,040.00			15,462.03	163,625.40	24,952.57
9600- - Gift Funds . . . . .			340,000.00		341,532.00	1,532.00
9600-9556 Veterans of Foreign Wars Hospital Building Addition - Gifts . . . . .	331,583.91	20,028.52	204,328.09	18,214.25	508,055.15	29,671.12
9500-9557 Equipment Replacement - University Services Funds	294,272.18	47,115.49	18,339.00		1,075.71	358,650.96
9500-9558 Union Equipment Replace- ment - University Services Funds	57,122.19		45,477.89	9,148.00		2,496.30
9318-9559 Remodel Second and Third Floors of Hospital West Wing - Special State Funds . . .	5,000.00				5,000.00	
9500-9560 Remodel Building 90 - University Services Funds	2,369.01					2,369.01
9100-9561 Psychology Building - Support Funds . . . . .	5,000.00			5,000.00		
9500-9562 Parking Facilities Equipment Replacement - University Services Funds	16,648.81		1,622.36			18,271.17
9500-9563 Land Acquisition - River Flats - University Services Funds	68,356.41		3,653.61			72,010.02
9100-9564 Printing Facilities - Support Funds . . . . .	50,000.00				50,000.00	
9500- - University Services Funds	1,125,222.19		33,534.53			1,158,756.72
9100-9565 Purchase of Computer - Data Processing - Support Funds . . . . .	365,288.97	6,000.00	552,714.62	477,486.99	446,516.60	
9500- - University Services Funds	44,455.20		2,377.81	44,455.20		2,377.81
9960- - Special Funds . . . . .			191,000.00	138,171.09		52,828.91
9100-9566 West Bank Utility Develop- ment - Support Funds . . . . .	46,192.73		30,000.00	36,667.13	39,525.60	
9399- - Investment Income . . . .	193,668.84		50,000.00	95,389.77	48,279.07	
9500- - University Services Funds	187,365.38		7,698.26	111,852.96	64,964.93	18,245.75
9501-9567 Athletic Plant Expansion - Athletic Funds . . . . .	59,483.60		59,483.60			
9100-9568 Commuter Parking Lot - Inter-Campus Bus - Support Funds . . . . .	35,915.00			24,338.54	11,576.46	
9100-9569 Acoustical Survey - Northrup Auditorium - Support Funds . . . . .	10,000.00			3,070.80	6,929.20	
9306-9570 Develop Outdoor Physical Education Teaching Area - 1967 State Appropriation			236,000.00			236,000.00
9613-9575 Diehl Hall Addition - Gift Funds 4th & 5th Floors . . . . .	22,150.35	5,000.00				27,150.35
9614- - Gift Funds 6th Floor . . . .	12,069.03	2,000.00				14,069.03
9640- - Medical School Gift Funds	9,683.12	478.03				10,161.15
9654- - Gift Funds 6th Floor Completion . . . . .	4,403.84					4,403.84
9100-9576 Temporary Building - Main Campus - Support Funds . . . . .	150,000.00		33,000.00	172,347.28	10,652.72	
9699- - Temporary Investments . .		473.44	20,000.00	14,673.25	273.55	5,526.64
9616-9577 Minnesota Medical Founda- tion - E. T. Bell Gift Fund . . .	80,286.25	4,303.32	200.00			84,789.57
9617-9578 Clinical Cancer Research Institute - VFW Gift Funds	9,937.07	531.24				10,468.31
9106-9579 Service Terminal Building - Other Funds . . . . .			117,250.00	117,250.00		

**PLANT FUNDS**  
**Operating Accounts**  
**July 1, 1967 to June 30, 1968**

**SCHEDULE E-2**

Dept. and Fund	Balance				Balance June 30, 1968	
	July 1, 1967	Income	Transfers	Expenditures	Obligated	Unobligated
9618-9580 Medical Student Center - Alumni Association Gift Funds . . . . .	\$ 9,687.19	\$ 499.13	\$	\$	\$	10,186.32
9303-9586 Science Classroom Building - 1961 State Appropriation	5,157.18			64.71-	5,221.89	
9303-9587 Physics North Wing Addition - 1961 State Appropriation	12,248.02				12,248.02	
9100-9588 Electrical Engineering 4th Floor Addition - Support Funds . . . . .	49.86			49.86		
9303- - 1961 State Appropriation	6,903.10			266.28	6,636.82	
9303-9589 Heat Plant - Replace Boiler - 1961 State Appropriation	13,786.89			3,804.63	9,982.26	
9306-9590 Land Acquisition Physical Facilities Health Science - 1967 State Appropriation			650,000.00	650,000.00		
9306-9591 Health Science Facility Planning - 1967 State Appropriation			500,000.00	147,407.32	313,035.00	39,557.68
9202-9598 Variety Heart Hospital Addition - USPHS Grant . . . . .	16,467.00			16,467.00		
9611- - Gift Funds . . . . .	63,073.64	27,146.08	76,892.93-	382.43	11,074.45	1,869.91
9100-9599 Pedestrian Level - Washington Avenue Bridge - Support Funds . . . . .	2,477.50				2,477.50	
9399- - Investment Income . . .	157,063.31		111.61	110,043.76	18,807.85	28,323.31
9202-9603 Children's Rehabilitation Center - Hill Burton . . . . .			4,001.00	4,001.00		
9459- - Eustis Fund . . . . .	20,424.20		964.74	536.64-	8,138.04	13,787.54
9318-9604 Respiratory Center University Hospital - Special State Funds . . .	48,000.00				48,000.00	
9502-9607 Union Capital Expansion - Union Fund . . . . .	2.65	6.00	2.65-			6.00
9500-9610 Data Processing Center - Equipment - University Services . . . .			4,000.00	4,000.00		
9100-9611 Environmental Health Center - Support Funds . . . . .	917.20		917.20-			
9460- - Max Ogden Cole Fund . .	2,280.58					2,280.58
9100-9612 Norris Gym Remodeling Support Funds . . . . .			4,750.00	3,164.75	1,585.25	
9500-9613 Apartment Projects - Expan- sion - University Services Funds	40,056.46		2,140.82			42,197.28
9637-9615 Chapel - University Hospitals - Gift Funds . . . . .	3,803.76			1,039.53	50.37	2,713.86
9500-9617 Staff Housing - Pillsbury Block - University Services Funds	45,365.84		27,165.27-	11,537.79	4,968.29	1,694.49
9641-9619 Guy Stanton Ford Room - Gift Funds . . . . .	2,317.52		2,295.39-	22.13		
9200-9620 Lyon's Laboratory - 3rd Floor Remodeling - USPHS Grant . . . . .	181.60			553.62	3,541.16-	3,169.14
9461- - George Chase Christian Fund . . . . .	10,395.95-			33,561.64-	39,681.65	16,515.96-
9642- - Gift Funds . . . . .	226.28				169.34-	395.62
9318-9621 Masonic Hospital Addition - Special State Funds . . .	9,280.17-			9,668.19-	388.02	
9500- - University Services Funds	1,877.65			1,877.65		
9609- - Gift Funds . . . . .	120,718.00	5,396.85		23,171.75	9,905.32	93,037.78
9100-9627 Economics and Statistical Research Laboratory - Support Funds . . . . .	712.22		712.22-			
9100-9628 Ion Accelerator Building - Support Funds . . . . .			770.57	770.57		
9303- - 1961 State Appropriation	17,709.68			15,116.32	2,593.36	
9100-9629 Library-West Campus - Support Funds . . . . .						
9204- - HEFA Grant . . . . .	2,151,998.00			1,485,332.00	666,666.00	
9205- - HEFA Grant . . . . .	759,130.00			759,130.00		
9304- - 1963 State Appropriation	1,156,750.85			153,617.60-	1,310,368.45	
9305- - 1965 State Appropriation	1,411,231.38			1,058,547.90	352,683.48	
9306- - 1967 State Appropriation			102,000.00	102,000.00		
9304-9630 Complete Social Science Bldg. - 1963 State Appropriation	28,656.62				28,656.62	



**PLANT FUNDS**  
**Operating Accounts**

**July 1, 1967 to June 30, 1968**

**SCHEDULE E-2**

Dept. and Fund	Balance				Balance June 30, 1968	
	July 1, 1967	Income	Transfers	Expenditures	Obligated	Unobligated
9304-9631 Heat Plant Boiler						
- 1963 State Appropriation	\$ 126,418.05	\$	\$	\$ 17,304.94	\$ 109,113.11	\$
9305-9632 Land Acquisition - West Campus						
- 1965 State Appropriation	6,869.73			6,869.73		
9306- - 1967 State Appropriation			300,000.00	249,182.77		50,817.23
9304-9633 Street Location - West Campus						
- 1963 State Appropriation	6,026.97			1,229.29	4,797.68	
9100-9634 Classroom Building South of Highway - West Bank						
- Support Funds . . . . .	39,618.00			20,000.00	19,618.00	
9205- - HEFA Grant . . . . .	561,000.00			561,000.00		
9304- - 1963 State Appropriation	6,528.03			18,418.50	11,890.47	
9305- - 1965 State Appropriation	376,894.84			367,997.16	8,897.68	
9399- - Investment Income . . . . .	130,100.00			130,100.00		
9500- - University Services Funds			1,977.15	1,977.15		
9304-9635 Connecting Office Link Between Main and Electrical Engineering						
- 1963 State Appropriation	2,312.94			650.50	1,662.44	
9304-9637 Hospitals Rehabilitation						
- 1963 State Appropriation	1,706.46				1,706.46	
9304-9641 Complete Business Administration Tower						
- 1963 State Appropriation	6,826.95			275.22	6,551.73	
9318-9642 Laboratory Medicine Laboratory						
- Southwest Court of Hospital . . . . .						
- Special State Funds . . . . .	4,359.58			8,212.70	3,853.12	
9500- - University Services Funds	580.12			580.12		
9600- - Gift Funds . . . . .	173,412.90	6,954.79		67,684.19		112,683.50
9500-9644 Washington Avenue Parking Ramp Addition						
- University Services Funds	667.83			16.85		684.68
9399-9647 Parking Ramp South of Coffman Memorial Union						
- Group Investments . . . . .			78,000.00		78,000.00	
9500- - University Services Funds	14,606.57			14,995.45	388.88	
9523- - Other Funds . . . . .	617,771.65		75,468.72	435,688.68	257,751.88	200.19
9600- - Campus Club Contribution						
9500-9648 Sanford Hall Addition						
- University Services Funds	67,280.84		26,470.45	8,536.28	29,193.23	3,080.88
9500-9649 Bookstore - West Campus						
- University Services Funds	306,060.20		122,305.04	131,375.72	42,262.21	10,117.23
9318-9650 Remodel Pediatrics Station						
- Special State Funds . . . . .	325,000.00				325,000.00	
9100-9651 Remodel Language Laboratory						
- Folwell Hall . . . . .						
- Support Funds . . . . .	4,270.19			3,465.12	805.07	
9100-9653 Theatre Scene Workshop						
- Support Funds . . . . .	945.75		299.52	561.23	85.00	
9100-9654 General Outdoor Advertising Building Remodeling						
- Support Funds . . . . .	1,063.19				1,063.19	
9304- - 1963 State Appropriation	14.17				14.17	
9305- - 1965 State Appropriation	3,935.00			2,340.35	1,594.65	
9306- - 1967 State Appropriation	225,000.00			64,409.16	6,201.25	154,389.59
9699- - Temporary Investment Income . . . . .	499.58			490.77	8.81	
9100-9655 Extension and Renovation of Heat Transfer Laboratory						
- Support Funds . . . . .	2,971.36				2,971.36	
9201- - NSF Grant . . . . .	250.49			125.00	108.54	16.95
9699-9656 Remodel University Attorney's Office - Temporary . . . . .	618.12			504.16		113.96
Investment Income						
9601-9658 Library Art Gallery Complex						
- West Bank - Gift Funds . . . . .	375.00					375.00
9306- - 1967 State Appropriation						
9306-9663 Theatre Building - Minnesota Theatre Arts						
- 1967 State Appropriation			232,320.00	1,994.34	4,788.32	225,537.34
9463- - Building Fund	1,000.00			1,000.00		

**PLANT FUNDS**  
**Operating Accounts**  
**July 1, 1967 to June 30, 1968**

**SCHEDULE E-2**

Dept. and Fund	Balance				Balance June 30, 1968	
	July 1, 1967	Income	Transfers	Expenditures	Obligated	Unobligated
9500-9664 Development of Dormitory Complex - West Bank - Long Range Plans - University Services Funds	\$ 355.00		\$ 335.91	\$ 19.09	\$	\$
9100-9665 Purchase of a Scientific Computer						
- Support Funds	4,890.75			4,890.75		
9108- - Other Funds			472,700.00	468,148.43	4,551.57	
9201- - NSF Grant						
9318-9666 Remodel Stations 58 and 59 - North Wing - Hospital - Special State Funds	61,858.59		153,181.82		215,040.41	
9100-9669 Eddy Hall Addition - Support Funds	7,276.74			1,079.80	6,196.94	
9500-9670 Special Recreation Improvement Reserve - University Services Funds	105,533.46		58,510.76	8,139.10	1,591.41	37,292.19
9601-9671 College of Pharmacy Student Lounge - Gifts Funds	570.00					570.00
9100-9672 Expansion of Business Administration Space - Support Funds	570,423.14		311,487.46	3,200.00	878,710.60	
9699- - Temporary Investment Income	113,978.23	6,094.16				120,072.39
9100-9673 Remodel 4th Floor Owre Hall - Support Funds	57,588.00			56,286.67	1,301.33	
9104- - Other Funds	18,655.46			2,318.16	16,337.30	
9500-9680 Consolidated Athletic Capitol Improvement Fund - University Services Funds	265,890.71	317,288.01	57,909.98	59,036.39	80,097.47	386,134.88
9100-9684 NASA Space Science Center - Support Funds	132,576.00		39,000.00	100,668.00	70,908.00	
9203- - NASA Grant	1,480,079.40			1,011,272.01	460,106.10	8,701.29
9207- - Other Funds			16,000.00	16,000.00		
9306- - 1967 State Appropriation			480,000.00	480,000.00		
9399- - Investment Income	3,153.02			1,080.30	2,072.72	
9100-9685 Pedestrian Bridgehead - West Bank - Support Funds	25,400.00			503.03	24,896.97	
9305- - 1965 State Appropriation	4,174.94			584.20	3,590.74	
9399- - Investment Income	40,600.00		61,000.00		101,918.78	318.78
9100-9686 Pedestrian Level Enclosure - Washington Avenue Bridge - Support Funds			1,331.62	1,331.62		
9107- - Other Funds			369,250.00	369,250.00		
9601- - Gift Funds	7,230.88		369,250.00	362,019.12		
<b>Total - Minneapolis Campus</b>	<b>\$27,968,188.66</b>	<b>\$ 457,257.36</b>	<b>\$15,587,575.57</b>	<b>\$14,248,662.85</b>	<b>\$15,580,519.89</b>	<b>\$14,183,838.85</b>
9100-9700 Purchase of Land - Department of Agriculture - Support Funds	\$ 978.60	\$ 1,441.09	\$ 1,370.26		\$ 1,049.43	\$
9316- - Special State Funds	1,000.00				1,000.00	
9100-9701 Agricultural Biochemistry Research Laboratory - Support Funds			12,580.00	7,868.37	4,711.63	
9306- - 1967 State Appropriation			1,500,000.00	24,155.38	32,757.62	1,443,087.00
9100-9702 Parking Lots Development - St. Paul Campus - Support Funds	49,437.40		13,347.16	31,480.75	4,609.49	
9699- - Temporary Investment Income	50,000.00	2,673.65				52,673.65
9100-9704 Veterinary Diagnostic and Research Laboratories Addition - St. Paul Campus - Support Funds	5,000.00			500.00	4,500.00	
9306- - 1967 State Appropriation			395,000.00	1,551.71	658.17	392,790.12
9204-9705 Entomology, Fisheries and Wildlife Building - USOE Grant	770,850.00			770,850.00		
9305- - 1965 State Appropriation	1,445,250.60			663,108.48	782,142.12	
9306- - 1967 State Appropriation	356,942.00			303,692.17		53,249.83
9100-9706 Veterinary Medicine Basic Science Building Addition - Support Funds	31,700.00			31,700.00		
9200- - USPHS Grant	94,343.00			57,076.64	39,583.97	2,317.61
9303- - 1961 State Appropriation	25,323.93			16,836.09	8,487.84	

PLANT FUNDS

Operating Accounts

July 1, 1967 to June 30, 1968

SCHEDULE E-2

Dept. and Fund	Balance				Balance June 30, 1968	
	July 1, 1967	Income	Transfers	Expenditures	Obligated	Unobligated
9303-9707 Forest Products Building - 1961 State Appropriation	\$ 1,492.78		\$	\$ 82.50	\$ 1,410.28	\$
9100-9708 Animal Science Research Laboratory - Support Funds . . . . .			374.93	374.93		
9305- - 1965 State Appropriation	4,705.29			4,705.29		
9206-9710 Horticultural Science Facility - USDA Grant . . . . .			132,507.00	450.00	9,329.00	122,728.00
9305- - 1965 State Appropriation	30,136.56			22,399.53	7,737.03	
9306- - 1967 State Appropriation			2,922,000.00	25,800.00		2,896,200.00
9301-9711 Coffey Hall Rehabilitation - 1957 State Appropriation	275.08				275.08	
9323-9712 Housing Environment Research Facility - Special State Funds . . .						
9303-9713 Green Hall Rehabilitation - 1961 State Appropriation	2,572.81			1,844.31	728.50	
9302-9714 Crop Research Laboratory - 1959 State Appropriation	1,935.43				1,935.43	
9100-9715 Veterinary Medicine Building - Support Funds . . . . .	5,000.00				5,000.00	
9205- - HEFA Grant . . . . .	500,000.00					500,000.00
9305- - 1965 State Appropriation	1,000,000.00			145.04	999,854.96	
9316-9716 Land Acquisition - Research Plots and Consolidate Campus - Other Funds . . . . .			700.00	700.00		
9302-9717 Agricultural Engineering Building - 1959 State Appropriation	36,061.27			299.56	35,761.71	
9303-9718 Home Economics Rehabilitation - 1961 State Appropriation	61,569.86			18,317.65	43,252.21	
9500-9719 Purchase of Land - Golf Course - University Services Funds	185,745.15		1,504.89	186,667.22		582.82
9100-9720 Graduate Science Facilities for Genetics - Support Funds . . . . .	76,950.58		9.19-	63,851.34	13,090.05	
9201- - NSF Grant . . . . .	58,526.00			57,744.30		781.70
9500-9722 Equipment Replacement - Agricultural Cafeteria and Dining Hall - University Services Fund . . . . .	34,836.55	4,550.17	1,718.18			41,104.90
9500-9723 Married Student Housing - University Services Funds	19,977.47		11,542.76-	68.49	8,366.22	
9100-9724 Entomology Fisheries Wild- life Aquatic Lab - Support Funds . . . . .			24,800.00	18,004.79	6,795.21	
9201- - National Science Founda- tion . . . . .			88,000.00	47,169.24	40,830.76	
9621-9725 Earle Brown Short Course Building - Earle Brown Fund . . . . .	2,010,632.08	72,233.19		1,939.00		2,080,931.27
9306-9728 Rural Sociology Building . .			148,000.00			148,000.00
9500-9729 Married Student Apartments - Roselawn Area - University Services Funds	204.35		204.35-			
9200-9730 Snyder Hall Addition - Equipment - USPHS Grant . . . . .	1,614.52			1,166.10-	3,414.20	633.58-
9304- - 1963 State Appropriation	4,621.53			1,559.00	3,062.53	
9100-9731 Snyder Hall Addition - Support Funds . . . . .				6,697.15-	6,697.15	
9200- - USPHS Grants . . . . .	177,240.90			177,240.90		
9304- - 1963 State Appropriation	132,421.86-			146,723.27-	14,301.41	
9206-9732 Crop Research Building - USDA Grant . . . . .	998,433.37			904,705.64	93,727.73	
9304-9733 Green Hall Remodeling - 1963 State Appropriation	23,463.85			6,640.75	16,823.10	
9304-9734 Elevators - Agronomy and Pathology - 1963 State Appropriation	7,528.95				7,528.95	
9100-9735 Snyder Hall Rehabilitation - Support Funds . . . . .	9,396.99			7,452.17	1,944.82	
9304- - 1963 State Appropriation	509.00				509.00	
9305-9737 Heating Tunnels - 1965 State Appropriation	26,186.50			13,593.76	12,592.74	

**PLANT FUNDS**  
**Operating Accounts**  
**July 1, 1967 to June 30, 1968**

**SCHEDULE E-2**

Dept. and Fund	Balance				Balance June 30, 1968	
	July 1, 1967	Income	Transfers	Expenditures	Obligated	Unobligated
9304-9738 Sanitary Sewers						
- 1963 State Appropriation	\$ 346.63	\$	\$	\$ 346.63	\$	\$
9305- - 1965 State Appropriation	68,000.00			15,165.37	52,834.63	
9304-9739 Complete North Road From Cleveland Avenue						
- 1963 State Appropriation	12,421.44			1,269.41	11,152.03	
9500-9740 Commonwealth Terrace						
- University Services Funds	777,585.91		41,572.16			819,158.07
9303-9741 Veterinary Science Building Basement						
- 1961 State Appropriation	4,161.15			289.29	3,871.86	
9306-9742 Sheep Barn - Construction						
- 1967 State Appropriation	399,397.90			66,925.40	36,676.18	295,796.32
9201-9743 Basic Research in Forest Biology Facility						
- NSF Grant . . . . .	2,208.88			2,208.88		
9304- - 1963 State Appropriation	57.46			1,518.88	1,461.42	
9306-9744 Boiler and Auxiliaries						
- 1967 State Appropriation			730,000.00	17,665.87	315,734.13	396,600.00
9306-9745 Program Planning, Animal Science Veterinary Medicine						
- 1967 State Appropriation			171,000.00			171,000.00
9306-9748 Crop Science Feeding Building						
- 1967 State Appropriation			259,000.00	3,453.14	248,456.86	7,090.00
9626- - Gift Funds . . . . .			5,640.00	5,640.00		
9505-9750 Parking Lot Expansion - St. Paul						
- University Services Fund	25,650.00					25,650.00
9399-9751 Plant Service Storehouse and Shops						
- Group Investment . . . . .			95,000.00	45,884.54	49,115.46	
<b>Total - St. Paul Campus . . .</b>	<b>\$ 9,267,734.99</b>	<b>\$ 80,903.10</b>	<b>\$ 6,502,923.44</b>	<b>\$ 3,473,318.13</b>	<b>\$ 2,933,770.91</b>	<b>\$ 9,444,472.49</b>
9306-9800 Pedestrian and Utilities Tunnels						
- 1967 State Appropriation	\$	\$	\$ 220,000.00	\$ 2,661.12	\$	\$ 217,338.88
9500- - University Services Funds	253.90			253.90		
9100-9801 Renovation of Graduate Laboratory Facilities in Chemistry						
- Support Funds . . . . .	776.31		776.31			
9303-9802 Humanities Building Addition						
- 1961 State Appropriation	7,555.19			842.81	6,712.38	
9100-9803 Health Service Building						
- Support Funds . . . . .	4,437.89				4,437.89	
9500- - University Services Funds	109,322.81		67,449.42			176,772.23
9100-9804 Purchase of Real Estate						
- Support Funds . . . . .	5,052.89	14,000.00		2,594.41	16,458.48	
9306- - 1967 State Appropriation			75,000.00	7,837.50		67,162.50
9100-9805 Duluth Campus - Road Development						
- Support Funds . . . . .	8,000.00			8,000.00		
9302-9807 Humanities and Science Building						
- 1959 State Appropriation	3,422.82				3,422.82	
9205-9809 Life Science Building						
- HEFA Funds	427,000.00			427,000.00		
9305- - 1965 State Appropriation	250,177.34			188,417.94	61,759.40	
9305-9810 Natural Gas Heating Facility						
- 1965 State Appropriation	24,836.62			20,550.02	4,286.60	
9306- - 1967 State Appropriation			540,000.00	1,191.76	340,253.74	198,554.50
9305-9811 Education or Science Building						
- Install Elevator . . . . .	3,887.50			323.44	3,564.06	
- 1965 State Appropriation						
9302-9812 Industrial Engineering Building						
- 1959 State Appropriation	1,024.73				1,024.73	
9305-9813 Utility Tunnel and Passage-way						
- 1965 State Legislature	12,174.17			8,632.37	3,541.80	
9305-9814 Study Hall						
- 1965 State Appropriation	79,548.35			63,770.71	15,777.64	
9500- - University Services Funds	167,690.16		1,331.10	156,147.04	5,077.63	7,796.59

**PLANT FUNDS**  
**Operating Accounts**

**SCHEDULE E-2**

**July 1, 1967 to June 30, 1968**

Dept. and Fund	Balance				Balance June 30, 1968	
	July 1, 1967	Income	Transfers	Expenditures	Obligated	Unobligated
9305-9815 Student Housing						
- 1965 State Appropriation	\$ 160,830.69	\$	\$	228,989.18	\$ 68,158.49	\$
9306- - 1967 State Appropriation			550,000.00	1,290.77	290.12	548,419.11
9500- - University Services Funds	1,208.52					1,208.52
9524- - HHFA Funds . . . . .	400,000.00			400,000.00		
9100-9817 Stadium Project						
- Support Funds . . . . .			1,250.00		1,250.00	
9500- - University Services . . . . .			1,250.00		1,250.00	
9510- - Marshall Alworth . . . . .			8,000.00			8,000.00
9623- - Gifts . . . . .	28,735.24	14,601.85	87,931.00	40,637.54	69,164.34	21,466.21
9699- - Temporary Investment						
Income . . . . .	27,782.91		12,833.63	40,616.54		
9303-9820 Home Economics Building						
- 1961 State Appropriation	56,595.91			16,154.83	40,441.08	
9303-9821 Landscape and Campus Improvements						
- 1961 State Appropriation	1,187.00				1,187.00	
9100-9824 Faculty Club - Support Fund			33.00	33.00		
9205-9825 Library Addition						
- HEFA Grant . . . . .	25,053.65			19,222.16	5,831.49	
9304- - 1963 State Appropriation	162,264.72			59,452.01	102,812.71	
9304-9826 Student Housing						
- 1963 State Appropriation	5,032.59			501.50	4,531.09	
9504- - University Services Funds	6,510.61					6,510.61
9521- - FH and HA Funds . . . . .	12,315.00				442.55	11,872.45
9304-9827 Complete Education Building						
- 1963 State Appropriation	1,838.69			588.44	1,250.25	
9305- - 1965 State Appropriation	2,749.66			2,749.66		
9306- - 1967 State Appropriation			110,000.00	72,282.51	22,830.68	14,886.81
9304-9828 Industrial Education Building Equipment						
- 1963 State Appropriation	42,984.06			33,385.32	9,598.74	
9100-9829 Observatory Planetarium						
- Support Funds . . . . .	6,500.00			4,060.98	2,439.02	
9304- - 1963 State Appropriation	219.72			159.33	60.39	
9510- - Other Funds . . . . .	4,440.00			4,440.00		
9600- - Gift Funds . . . . .	27,354.65	1,265.26	8,000.00	9,187.14	5,641.42	21,791.35
9306-9830 Administration Building Planning						
- 1967 State Appropriation			65,000.00			65,000.00
9205-9831 Classroom and Faculty Office Building - Other Funds . . . . .			330,000.00			330,000.00
9306- - 1967 State Appropriation			660,000.00	30,718.95	9,811.55	619,469.50
9205-9832 Science Lecture Hall						
- Other Funds . . . . .			86,666.00			86,666.00
9306- Lecture Hall						
- 1967 State Appropriation			173,334.00	2,700.00	7,300.00	163,334.00
9306-9833 Theatre Building						
- 1967 State Appropriation			500,000.00	131.25		499,868.75
9100-9834 Convert Biology Space to Chemistry Lab						
- Support Fund . . . . .			776.31		776.31	
9306- - 1967 State Appropriation			230,000.00	11,779.00	186,472.48	31,748.52
9100-9835 Rock Hill Recreation Park						
- Support Fund . . . . .			4,475.00		4,475.00	
Total - Duluth Campus . . . . .	\$ 1,700,589.86	\$ 29,867.11	\$ 3,706,885.89	\$ 1,327,265.23	\$ 1,012,211.10	\$ 3,097,866.53
9305-9850 Library Building						
- 1965 State Appropriation	\$ 771,140.96	\$	\$	581,718.87	\$ 189,422.09	\$
9100-9851 Science and Classroom Building						
- Support Fund . . . . .			15,000.00	5,148.42	9,851.58	
9205- - HEFA Grant . . . . .	415,000.00			397,152.96		17,847.04
9305- - 1965 State Appropriation	562,051.03			415,292.75	146,758.28	
9100-9852 Residence Hall						
- Support Funds . . . . .	46,592.70			33,774.09	12,818.61	
9500- - University Services Funds	9,629.04			9,343.04	286.00	
9530- - Other Funds . . . . .	87,805.61		3,614.11	24,611.19	63,194.42	3,614.11
9500-9853 Alterations to Behmler Hall Lower Level						
- University Services Funds	863.89					863.89
9100-9855 Capital Improvements						
- Support Funds . . . . .	6,795.38		25,032.79	4,279.34	27,548.83	
9306-9856 Improve Electrical System						
- 1967 State Appropriation			229,500.00	1,303.65	1,696.35	226,500.00
9100-9858 Planning						
- Support Funds . . . . .	10,000.00			9,155.27	844.73	

**PLANT FUNDS**  
**Operating Accounts**  
**July 1, 1967 to June 30, 1968**

**SCHEDULE E-2**

Dept. and Fund	Balance				Balance June 30, 1968	
	July 1, 1967	Income	Transfers	Expenditures	Obligated	Unobligated
9100-9859 Purchase of Land						
- Support Funds . . . . .	\$ 17,443.82	\$ 1,150.65	\$ 5,000.00-	\$ 2,800.00	\$ 10,794.47	\$
9303-9860 Rehabilitate Street Lighting						
- 1961 State Appropriation	5,879.00			3,988.01	1,890.99	
9522- - HHFA Funds . . . . .	16,199.12-			16,199.12-		
9304-9863 Science Building						
- 1963 State Appropriation	90,734.98			57,634.06	33,100.92	
9309- - Other Funds . . . . .	229.55			229.55		
9100-9866 Morris Dormitory						
- Support Funds . . . . .	1,728.97			55.90	1,673.07	
9500- - University Services Funds	900.00			900.00		
9522- - HHFA Funds . . . . .	21,489.35			19,713.72	1.00	1,774.63
9500-9867 Morris Experiment Station						
- Capital Improvement . . .						
- University Services Funds	1,625.00			1,125.00		500.00
9305-9868 Rehabilitate Food Services						
- 1965 State Appropriation	12,194.52		11,500.00-		694.52	
9100-9869 Rehabilitate Senior Hall						
- Support Funds . . . . .			15,000.00-	15,000.00-		
9305- - 1965 State Appropriation	33,019.63			27,110.03	4,226.89	
9399- - Investment Income . . . .	4,696.89		4,696.89-			
9305-9870 Rehabilitate Humanities and Education Building						
- 1965 State Appropriation	6,938.89		6,938.89-			
9100-9871 Heating Tunnel and Piping to Junior Hall						
- Support Funds . . . . .			11,500.00-	11,500.00-		
9305- - 1965 State Appropriation	14,831.11		13,181.81	28,012.92		
9305-9872 Sanitary Sewer From Gym to Senior Hall						
- 1965 State Appropriation	7,523.33			5,910.70	1,612.63	
9305-9873 Rehabilitate Water Mains						
- 1965 State Appropriation	28,917.70			32,980.44	2,877.05	
9399- - Investment Income . . . .	19,403.11		3,000.00-	16,403.11		
9500-9875 Develop Intramural Recreation Area						
- University Services Funds	12,666.89	29.16		6,935.05	5,761.00	
9205-9876 Physical Education Building						
- Other Funds . . . . .			486,666.00			486,666.00
9306 - 1967 State Appropriation			1,000,000.00	18,317.32	47,527.68	934,155.00
9306-9877 Heating Tunnel and Piping			84,900.00			84,900.00
9306-9878 Complete Science Complex and North Entry Road						
- 1967 State Appropriation			109,000.00			109,000.00
9306-9879 Heating Plant Building . . .			520,000.00	5,281.92	137,305.31	377,412.77
9306-9880 Heating Tunnel and Piping South						
- 1967 State Appropriation			147,200.00			147,200.00
9306-9881 Residence Hall . . . . .			300,000.00	13,992.32	23,007.68	263,000.00
9100-9882 Remodel Pine Hall						
- Support Fund . . . . .			42,084.43	838.88	41,245.55	
9399- Remodel Pine Hall						
- Group Investment . . . . .			7,696.89			7,696.89
9100-9883 Purchase of Storage Building						
- Support Fund . . . . .			5,500.00	3,794.45	1,705.55	
Total - Morris Campus. . . .	\$ 2,173,902.23	\$ 1,179.81	\$ 2,936,997.33	\$ 1,685,103.84	\$ 765,845.20	\$ 2,661,130.33
9305-9901 Construct Outside Feeding Floors and Yards - Crookston						
- 1965 State Appropriation	\$ 697.63	\$	\$	158.92	538.71	\$
9305-9902 Water Main - Crookston City to Campus						
- 1965 State Appropriation	3,845.57			3,845.57		
9305-9903 Rehabilitate Hill Building - Crookston						
- 1965 State Appropriation	8,607.85		2,732.31-	5,875.54		
9100-9904 Rehabilitate Owen Hall - Crookston						
- Support Fund . . . . .			7,594.97	7,594.97		
9305- - 1965 State Appropriation	6,987.36-		2,732.31	4,255.05-		
9100-9905 Special Assessment Payments						
- Support Funds . . . . .	207.65		1,294.59	1,294.59	207.65	
9100-9906 Miscellaneous Farm Buildings - Rosemount						
- Support Funds . . . . .	2,273.92			160.31	2,113.61	

**PLANT FUNDS**  
**Operating Accounts**

**July 1, 1967 to June 30, 1968**

**SCHEDULE E-2**

Dept. and Fund	Balance				Balance June 30, 1968	
	July 1, 1967	Income	Transfers	Expenditures	Obligated	Unobligated
9100-9907	Rehabilitate and Equip Kiehle Building - Crookston - Support Funds					
9305-9100-9908	- 1965 State Appropriation	\$ 63,627.88-		\$ 7,628.88-	\$ 78,119.74-	\$ 6,862.98 \$
	Superintendents Residence - Waseca - Support Funds . . . . .	30,431.03		4,906.29	29,047.28	6,290.04
9500-9305-9909	- University Services . . . . .			12,000.00	12,000.00	
	Selvig Hall Rehabilitation - Crookston - 1965 State Appropriation	92,597.05		7,628.88	97,553.49	2,672.44
9305-9100-9910	Old Airport Road - Rosemount - Support Funds . . . . .	29,726.00	24,200.00		737.25	53,188.75
9100-9911	Stabilize Existing Structure - Crookston - Support Funds . . . . .	1,593.32		1,593.32-		
9301-9913	Sanitary Sewer - Grand Rapids - 1957 State Appropriation	4,529.55				4,529.55
9100-9914	Rehabilitate Food Service Facility - Crookston - Support Fund . . . . .			5,155.81	5,155.81	
9305-9100-9915	- 1965 State Appropriation	5,436.08-			4,339.94	1,096.14-
	Construct and Equip Swine Research Facility - Waseca - Support Funds . . . . .	7,487.34			7,414.73	72.61
9305-9305-9916	- 1965 State Appropriation	4,299.75			4,261.99	37.76
	Construct Drainage for Land Reclamation - Waseca - 1965 State Appropriation	9,297.37			7,284.10	2,013.27
9305-9918	Sewage Disposal System - Cloquet - 1965 State Appropriation	31,443.21			403.20	31,040.01
9305-9919	Land Acquisition - Cloquet - 1965 State Appropriation	10,000.00			500.00	9,500.00
9305-9920	Beef Cattle Barn, Hay Straw and Fences - Rosemount - 1965 State Appropriation	28,816.13			28,941.12	124.99-
9900-9100-9922	- Other Funds . . . . .			4,818.00	4,817.49	.51
	Sheep Barn - Rosemount - Support Funds . . . . .	298.28		118.13-	180.15	
9305-9305-9924	- 1965 State Appropriation	180.15-			180.15-	
	Irrigation System Expansion - Excelsior - 1965 State Appropriation	519.94			33.76	486.18
9100-9925	Construct and Surface Roads - Excelsior - Support Fund . . . . .			28.94	28.94	
9305-9305-9927	- 1965 State Appropriation	943.69			943.69	
	Construct and Equip Plot and Research Building - Lambertton - 1965 State Appropriation	339.20			539.20	200.00-
9322-9100-9928	- Special State . . . . .	4,985.80			4,785.80	200.00
	McPhail School Remodeling and Addition - Support Funds . . . . .	14,062.08		738.61	9,850.50	4,950.19
9320-9929	Forage Sample Dryer - Rosemount - Other Funds . . . . .	512.83			550.56	37.73-
9100-9931	Road and Land Improvements - Rosemount - Support Funds . . . . .	128,707.39		10,428.95-	57,333.41	60,945.03
9100-9932	Free Stall Housing Barn - Rosemount - Support Funds . . . . .	5.37-				5.37-
9306-9933	Grand Rapids Residence and Administration Center - 1967 State Appropriation			168,000.00	6,075.00	2,425.00
9100-9934	Crookston Animal Science Building Addition - Support Funds . . . . .			11,800.00		11,800.00
9306-9306-9935	- 1967 State Appropriation			192,000.00	5,499.30	183,579.70
	Crookston Surface Feeding Areas Silos - 1967 State Appropriation			40,000.00	12,458.60	766.40
9306-9936	Crookston Temporary Teaching Facility - 1967 State Appropriation			100,000.00	94,747.98	2,181.25
						3,070.77

**PLANT FUNDS**  
**Operating Accounts**  
**July 1, 1967 to June 30, 1968**

**SCHEDULE E-2**

Dept. and Fund	Balance				Balance June 30, 1968	
	July 1, 1967	Income	Transfers	Expenditures	Obligated	Unobligated
9306-9937 Crookston Street Lighting System Installation - 1967 State Appropriation	\$	\$	\$ 15,000.00	\$ 11,545.94	\$ 2,461.10	\$ 992.96
9306-9938 Crookston Dormitory Building - 1967 State Appropriation			325,000.00	61,361.51	48,707.29	214,931.20
9306-9939 Campus Lighting Parking Lot Roadway - Waseca - 1967 State Appropriation			15,000.00	440.23	7,724.77	6,835.00
9500-9940 University Outing Center Camp - University Services Funds	5,807.01					5,807.01
9626- - Gift Funds	1,032.53					1,032.53
9100-9941 Land Purchase - Cedar Creek Forest - Support Funds	11,000.00		5,500.00		5,500.00	
9100-9942 Road Development - Excelsior - Support Funds	405.85		51.71	389.96	35.82	
9306-9944 Waseca Land Acquisition - 1967 State Appropriation			94,000.00			94,000.00
9306-9945 Install Utilities - Morris - 1967 State Appropriation			20,000.00	27.14	972.86	19,000.00
9306-9946 Drain Soil Site Preparation - 1967 State Appropriation			10,000.00	204.61	295.39	9,500.00
9306-9947 Morris Experiment Station Beef Research Facility - 1967 State Appropriation			70,000.00	93.27	2,108.23	67,798.50
9306-9948 Swine Research Facility - 1967 State Appropriation			93,000.00	112.88	2,302.82	90,584.30
9306-9949 Feed Storage and Processing Center - 1967 State Appropriation			50,000.00	265.87	15,823.93	33,910.20
9101-9950 Land Acquisition - Crookston - Other Funds	5,142.86		2,770.50		7,913.36	
9316- - Special State Funds	577.42				577.42	
9100-9951 Faculty Cabin Itasca - Support Fund			1,351.82	1,351.82		
9306- - 1967 State Appropriation			14,000.00	5,570.67	8,429.33	
9306-9952 Itasca Student Cabin - 1967 State Appropriation			8,500.00	707.97	7,702.03	90.00
9306-9953 Electric System Distribution - 1967 State Appropriation			30,000.00	10,565.62	10,351.13	9,083.25
9306-9954 Laboratory Building Addition Remodel Office - Cloquet - 1967 State Appropriation			50,000.00	1,820.00	1,480.00	46,700.00
9306-9955 Machinery Storage Building - 1967 State Appropriation			10,000.00			10,000.00
9306-9956 Student Cabin - 1967 State Appropriation			10,000.00	91.53	408.47	9,500.00
9306-9957 Swine Research Facility - Rosemount - 1967 State Appropriation			120,000.00	112.90	5,541.10	114,346.00
9306-9958 Turkey Research Facility - 1967 State Appropriation			120,000.00	416.77	83.23	119,500.00
9100-9959 Excelsior Staff Housing Fruit Breeding Farm - Support Fund			2,807.22	2,791.80	15.42	
9306- - 1967 State Appropriation			10,000.00	10,000.00		
9306-9960 Screenhouse Construction - 1967 State Appropriation			8,000.00	4,866.12	1,335.80	1,798.08
9100-9961 Turkey Research Building - Support Fund			926.83	926.83		
9306- - 1967 State Appropriation			16,500.00	16,500.00		
9306-9962 Drain Tile Installed - Arboretum - 1967 State Appropriation			6,000.00	350.83	149.17	5,500.00
9306-9963 Deep Well Irrigation System - 1967 State Appropriation			10,000.00	73.91	426.09	9,500.00
9306-9964 Education and Research Center - 1967 State Appropriation			50,000.00	669.83	330.17	49,000.00
9628-9965 Hormel Institute Research Laboratory Addition - Austin - Gift Funds	200.00					200.00
9304-9966 Rehabilitate Dairy Barn - Crookston - 1963 State Appropriation	95.33			95.33		



**PLANT FUNDS**

**Operating Accounts**

**July 1, 1967 to June 30, 1968**

**SCHEDULE E-2**

Dept. and Fund	Balance				Balance June 30, 1968	
	July 1, 1967	Income	Transfers	Expenditures	Obligated	Unobligated
9304-9967 Dormitory Wing - Waseca - 1963 State Appropriation	\$ 9,258.19	\$	\$	\$ 1,158.08	\$ 8,100.11	\$
9304-9969 Wood Processing Plant - Cloquet - 1963 State Appropriation	3,098.92			3,098.92		
9304-9970 Research Laboratory Addition - Itasca - 1963 State Appropriation	609.34				609.34	
9100-9971 Lamberton Scale House and Fertilizer Storage - Support Fund . . . . .			4,200.00	43.00	4,157.00	
9306- - 1967 State Appropriation			15,000.00	13,161.92	1,795.08	43.00
9100-9972 Pole Barn - Crookston - Support Funds . . . . .	500.00		3,200.00	259.28	3,440.72	
9304- - 1963 State Appropriation	306.48			306.48		
9306- Lamberton Land Acquisition - 1967 State Appropriation			60,000.00	60,000.00		
9304-9974 Cabin - Itasca - 1963 State Appropriation	356.66				356.66	
9304-9975 Remodel Cottage - Cloquet - 1963 State Appropriation	5,000.00				5,000.00	
9100-9976 Year Around Research Laboratory - Itasca - Support Funds . . . . .	199.06		51.04	148.02		
9201- - NSF Grant . . . . .	7,134.65			4,862.00	40.00	2,232.65
9100-9977 Sanitary Sewer - Itasca - Support Funds . . . . .	2,670.82			480.88	2,189.94	
9305- - 1965 State Appropriation	2,173.17			209.09	1,964.08	
9100-9978 Seed Building Addition - Waseca - Support Funds . . . . .	7,309.80		530.25	6,037.66	741.89	
9100-9979 Cedar Creek Land Acquisition and Development - Support Fund . . . . .			2,010.00		2,010.00	
9208 - Other Funds . . . . .			2,010.00	2,010.00		
9324- - Other Funds . . . . .			103,000.00	94,905.00	8,095.00	
9600- - Gift Funds . . . . .		5,000.00		5,000.00		
9100-9980 Land Acquisition - Grand Rapids - Support Funds . . . . .	100.00				100.00	
9100-9981 Balloon Launching Facilities - Old University Airport - Support Funds . . . . .	9,992.40		2,868.64		7,123.76	
9100-9982 Observatory Building - Marine on St. Croix - Support Funds . . . . .	24,628.00		14,550.79	33,178.79	6,000.00	
9321- - Special State Funds . . . . .	15,308.04			14,430.28	877.76	
9100-9983 Consultant Services in Connection with Experiment Station Structures - Support Funds . . . . .	6,277.56		3,000.00	6,629.02	2,648.54	
9324-9984 Excelsior Land Acquisition			30,000.00	11,100.00	18,900.00	
9200-9985 Microbiology Addition - Hormel Institute - USPHS Grant . . . . .			4,500.00	4,500.00		
9600- - Gift Funds . . . . .		650.52	27,152.00	19,305.18	8,058.75	438.59
9601-9986 Rosemount Turkey Research Facility - Gift . . . . .			35,000.00	2,211.00	31,116.00	1,673.00
9632- - Gift . . . . .				1,870.66	129.34	2,000.00
9201-9988 Renovation of Laboratories Itasca Buildings 40 and 41 - National Science Foundation			29,500.00			29,500.00
9500-9989 Golf Course Watering System - University Services			150,302.01			150,302.01
9698-9990 Capital Assets - Gifts . . . . .		11,182.50		12,327.50		1,145.00
<b>Total - Branch Stations . . . . .</b>	<b>\$ 459,169.83</b>	<b>\$ 41,033.02</b>	<b>\$ 2,173,476.34</b>	<b>\$ 751,764.47</b>	<b>\$ 628,994.16</b>	<b>\$ 1,292,920.56</b>
<b>Summary of Operating Accounts</b>						
Minneapolis Campus . . . . .	\$27,968,188.66	\$ 457,257.36	\$15,587,575.57	\$14,248,662.85	\$15,580,519.89	\$14,183,838.85
St. Paul Campus . . . . .	9,267,734.99	80,903.10	6,502,923.44	3,473,318.13	2,933,770.91	9,444,472.49
Duluth Campus . . . . .	1,700,589.86	29,867.11	3,706,885.89	1,327,265.23	1,012,211.10	3,097,866.53
Morris Campus . . . . .	2,173,902.23	1,179.81	2,936,997.33	1,685,103.84	765,845.20	2,661,130.33
Branch Stations . . . . .	459,169.83	41,033.02	2,173,476.34	751,764.47	628,994.16	1,292,920.56
<b>Total - Operating Accounts.</b>	<b>\$41,569,585.57</b>	<b>\$ 610,240.40</b>	<b>\$30,907,858.57</b>	<b>\$21,486,114.52</b>	<b>\$20,921,341.26</b>	<b>\$30,680,228.76</b>

**PLANT FUNDS**  
**Anticipated Income**  
**July 1, 1967 to June 30, 1968**

**SCHEDULE E-3**

Dept. and Fund	Balance				Balance June 30, 1968	
	July 1, 1967	Income	Transfers	Expenditures	Obligated	Unobligated
9100-9307-00 Purchase Land Cedar Creek	\$ 11,000.00-		\$ 5,500.00 \$		\$	\$ 5,500.00-
9101- Purchase Land Crookston . .	47,142.86-		3,928.57			43,214.29-
9102- Purchase Land Morris . . . .	56,001.00-		7,000.00			49,001.00-
9103- Purchase G M Building . . . .	210,600.00-		32,400.00			178,200.00-
9104- Owre Hall Addition . . . . .	158,400.00-		39,600.00			118,800.00-
9106- Services Terminal Building . .			97,049.87-			97,049.87-
9108- Computer Facilities Acquisition - 6600 CDC . . . . .			472,700.00-			472,700.00-
9316- Land Purchase Crookston . .	20,000.00-		10,000.00			10,000.00-
9500- Parking Lots Loan - Oak and Beacon . . . . .	119,252.13-		26,822.67			92,429.46-
9506- St. Paul Campus Apartments and Dormitory . . . . .	1,720,000.00-		40,000.00			1,680,000.00-
9507- Minneapolis Dormitory . . . .	2,625,000.00-		55,000.00			2,570,000.00-
9508- St. Paul Student Union . . . .	191,791.77-		27,522.60			164,269.17-
9509- Coffman Memorial Union 4th Floor Addition . . . . .	111,322.80-		13,022.22			98,300.58-
9511- University Health Service Addition . . . . .	202,105.05-		39,057.12			163,047.93-
9513- Duluth Dormitory . . . . .	306,000.00-		6,000.00			300,000.00-
9515- St. Paul Apartments and Minneapolis Dormitories . .	2,480,000.00-		50,000.00			2,430,000.00-
9516- Campus Club Air Con- ditioning . . . . .	34,001.04-		3,176.58			30,824.46-
9517- Married Student Housing Phase III . . . . .	1,185,000.00-		20,000.00			1,165,000.00-
9520- Parking Ramp Washington Avenue . . . . .	207,998.01-		25,999.98			181,998.03-
9521- Duluth Dormitory 1964 . . . .	662,000.00-		8,000.00			654,000.00-
9522- Morris Dormitory . . . . .	474,000.00-		6,000.00			468,000.00-
9523- Parking Ramp-South of CMU . .	2,730,000.00-		210,000.00			2,520,000.00-
9525- Health Service North Addition Residence Hall Complex - West Bank . . . . .	438,750.00-		45,000.00			393,750.00-
9530- Dormitory - Morris . . . . .	575,000.00-		2,060,625.00-			2,060,625.00-
9600- Planetarium - Duluth . . . .	190,000.00-					190,000.00-
9601- Pedestrian Canopy - Washington Avenue Bridge Variety Club Heart Hospital Medical Student Center . . . .	350,000.00-		350,000.00			
9611- . . . . .	94,500.00-		94,500.00			
9618- . . . . .	4,998.00-		4,998.00			
9630- Mrs. Alice Tweed Tuchy - Art Gallery and Music Room Fund . . . . .	40,000.00-		10,000.00			30,000.00-
9900- Northrup Auditorium Air Air Conditioning . . . . .	110,000.01-		19,999.98			90,000.03-
9300-9308-00 Northern Pacific Viaduct (Building Program 1920- 30) . . . . .	104,300.00-					104,300.00-
9509-9400-03 Coffman Union - 4th Floor Addition . . . . .		13,022.22	13,022.22-			
9516- Campus Club Improvements Air Conditioning . . . . .		3,176.58	3,176.58-			
9100-9410-03 Support . . . . .		122,725.10	122,725.10-			
9399- Special State . . . . .		296,175.22	296,175.22-			
9459- Children's Rehabilitation Center . . . . .		964.74	964.74-			
9500- University Services . . . . .		223,202.03	223,202.03-			
9502- Union Expansion . . . . .		45,470.66	45,470.66-			
9506- Married Student Housing - I Residence Hall for Men - Minneapolis . . . . .		14,090.80	14,090.80-			
9507- . . . . .		9,127.35	9,127.35-			
9513- Duluth Dormitory . . . . .		3,058.92	3,058.92-			
9515- St. Paul Apartments and Minneapolis Dormitories . .		8,298.87	8,298.87-			
9517- Commonwealth Terrace Phase III . . . . .		6,178.51	6,178.51-			
9521- Griggs Hall - Duluth . . . .		1,376.15	1,376.15-			
9522- Morris Dormitory I . . . . .		888.41	888.41-			
9523- Parking Ramp - South of Union . . . . .		21,009.25	21,009.25-			
9525- Health Service North Addition Bank Loan . . . . .		24,200.73	24,200.73-			
9526- West Bank Residence Hall Complex Phase I . . . . .		77,488.14	77,488.14-			
9530- PH & HF Agency Loan Fund UMM . . . . .		3,614.11	3,614.11-			
9900- Northrup Auditorium - Air Conditioning . . . . .		2,844.31	2,844.31-			

**PLANT FUNDS  
Anticipated Income**

**July 1, 1967 to June 30, 1968**

**SCHEDULE E-3**

Dept. and Fund	Balance				Balance June 30, 1968	
	July 1, 1967	Income	Transfers	Expenditures	Obligated	Unobligated
9204-9500-03 Classroom and Laboratory Building South of Chemistry						
- HEFA Grant, Title II . . .	\$	\$	\$ 883,086.00-	\$	\$	\$ 883,086.00-
9205- - HEFA Grant, Title I . . .	801,518.00-					801,518.00-
9305- - 1965 State Appropriation	2,140,000.00-	100,000.00	229,613.00-			2,269,613.00-
9306- - 1967 State Appropriation			1,825,783.00-			1,825,783.00-
9205-9501-03 Auditorium Classroom Building West Bank						
- HEFA Grant, Title I . . .			798,377.00-			798,377.00-
9306- - 1967 State Appropriation		200,000.00	1,961,334.00-			1,761,334.00-
9200-9502-03 Remodeling of Sanitary Engineering, Laboratory						
- USPHS Grant . . . . .	32,450.00-					32,450.00-
9201-9503-03 Vincent-Murphy Addition Plans and Specifications						
- NSF Grant . . . . .			725,000.00-			725,000.00-
9306- - 1967 State Appropriation		100,000.00	1,546,135.00-			1,446,135.00-
9306-9518-03 Campus Electrical System Expansion						
- 1967 State Appropriation		350,000.00	350,000.00-			
9202-9524-03 Health Service Addition						
- USPHS Grant . . . . .	200,000.00-	172,542.33				27,457.67-
9500- - University Services Funds .	143,300.00-					143,300.00-
9305-9525-03 Remodel Jackson Hall						
- 1965 State Appropriation	200,000.00-					200,000.00-
9500-9527-03 West Bank Dormitory						
- University Services Funds	4,000,000.00-		3,717,011.23			282,988.77-
9527- - HUD . . . . .			2,000,000.00-			2,000,000.00-
9306-9529-03 State Board Health Building Psychology Department						
- 1967 State Appropriation			150,000.00-			150,000.00-
9305-9531-03 Remodel and Rehabilitate Library						
- 1965 State Appropriation	30,000.00-					30,000.00-
9306-9532-03 Remodel Psychology and State Board Health Building . . . . .						
- 1965 State Appropriation	100,000.00-	50,000.00	500,000.00-			400,000.00-
9305-9540-03 Chemistry Building Rehabilitate and Equipment						
- 1965 State Appropriation	100,000.00-	50,000.00				50,000.00-
9201-9544-03 Remodel Mineral Engineering Laboratory						
- NSF Grant . . . . .			17,990.00-			17,990.00-
9200-9555-03 Child Development Building Addition						
- USPHS Grant . . . . .	207,000.00-					207,000.00-
9600- - Gifts Funds . . . . .			340,000.00-			340,000.00-
9501-9567-03 Athletic Plant Expansion						
- Intercollegiate Athletics .	22,146.66		22,146.66-			
9306-9570-03 Development Outdoor Physical Education Teaching Area						
- 1967 State Appropriation			236,000.00-			236,000.00-
9613-9575-03 Diehl Hall Addition						
- Gift Funds - 4th & 5th Floor . . . . .	54,375.00-	10,545.00				43,830.00-
9614- - Gift Funds - 6th Floor . .	13,500.00-	3,000.00				10,500.00-
9306-9590-03 Land Acquisition Health Science						
- 1967 State Appropriation		650,000.00	650,000.00-			
9306-9591-03 Health Science Facilities Planning						
- 1967 State Appropriation		200,000.00	500,000.00-			300,000.00-
9201-9598-03 Variety Heart Hospital Addition						
- USPHS Grant . . . . .	76,025.25-	76,025.25				
9201-9603-03 Children's Rehabilitation Center						
- USPHS Grant . . . . .	85,350.62-	89,351.62	4,001.00-			
9502-9607-03 Union Capital Expansion						
- Union Fund . . . . .		171,819.06	343,534.77-			171,715.71-
9900-9614-03 Northrup Auditorium Air Conditioning . . . . .		26,755.80	26,755.80-			
9200-9620-03 Lyon's Laboratory - 3rd Floor						
- USPHS Grant . . . . .	24,440.00-					24,440.00-
9204-9629-03 West Bank Library						
- HEFA Grant, Title II . . .	1,447,134.00-	686,949.00				760,185.00-
9205- - HEFA Grant, Title I . . .	633,210.00-	387,053.00				246,157.00-
9305- - 1965 State Appropriation	900,000.00-	900,000.00				
9306- - 1967 State Appropriation		102,000.00	102,000.00-			
9306-9632-03 Land Acquisition - West Bank Area						
- 1967 State Appropriation		300,000.00	300,000.00-			

**PLANT FUNDS**  
**Anticipated Income**  
**July 1, 1967 to June 30, 1968**

**SCHEDULE E-3**

Dept. and Fund	Balance				Balance June 30, 1968	
	July 1, 1967	Income	Transfers	Expenditures	Obligated	Unobligated
9201-9634-03 Classroom Building South of Highway - West Bank						
- USDE Grant . . . . .	\$ 145,925.00	\$ 145,925.00	\$	\$	\$	
9205- - HEFA Grant, Title I . . . .	561,000.00-	532,950.00				28,050.00-
9305- - 1965 State Appropriation	300,000.00-	300,000.00				
9202-9642-03 Medicine Laboratory						
- Hill Burton Funds . . . . .	58,671.90-					58,671.90-
9500-9649-03 West Bank Bookstore						
- University Services Funds	127,349.00-		127,349.00			
9306-9654-03 General Outdoor Advertising Building						
- 1967 State Appropriation	225,000.00-	100,000.00				125,000.00-
9201-9655-03 Remodel Heat Transfer Laboratory						
- NSF Grant . . . . .	3,227.55-	3,227.55				
9306-9663-03 University Theatre Building						
- 1967 State Appropriation		100,000.00	232,320.00-			132,320.00-
9200-9673-03 Remodel 4th Floor Owre Hall						
- USPHS Grant . . . . .	133,539.00-	124,039.00				9,500.00-
9203-9684-03 Space Science Center						
- NASA Grant . . . . .	1,790,080.00-	1,790,080.00				
9306 - - 1967 State Appropriation		480,000.00	480,000.00-			
9306-9701-03 Coffey Hall Remodeling						
- 1967 State Appropriation		200,000.00	1,500,000.00-			1,300,000.00-
9306-9704-03 Addition Veterinary Diagnostic Research Laboratory						
		45,000.00	395,000.00-			350,000.00-
9204-9705-03 Entomology, Fisheries and Wildlife Building						
- HEFA Grant, Title II. . . . .	770,850.00-					770,850.00-
9305- - 1965 State Appropriation	1,200,000.00-	1,200,000.00				
9306- - 1967 State Appropriation	356,942.00-	356,942.00				
9200-9706-03 Veterinary Science Addition						
- USPHS . . . . .	14,717.00-					14,717.00-
9206-9710-03 Horticultural Science Facility						
- USDA Grant . . . . .			132,507.00-			132,507.00-
9306- - 1967 State Appropriation		100,000.00	2,922,000.00-			2,822,000.00-
9205-9715-03 Veterinary Medicine Building						
- HEFA Grant, Title I	500,000.00-					500,000.00-
9305- - 1965 State Appropriation	600,000.00-					600,000.00-
9201-9720-03 Graduate Science Facilities for Genetics						
- NSF Grant . . . . .	58,526.00-					58,526.00-
9201-9724-03 Entomology, Fisheries and Wildlife Aquatic Laboratory						
- NSF Grant . . . . .		58,132.62	88,000.00-			29,867.38-
9306-9728-03 Agricultural Economics and Rural Sociology Classroom Building Planning						
- 1967 State Appropriation		50,000.00	148,000.00-			98,000.00-
9200-9731-03 Snyder Hall Addition						
- USPHS Grant . . . . .	184,773.00-	139,102.00				45,671.00-
9306-9742-03 Biological Sciences Facility						
- 1967 State Appropriation	400,000.00-	250,000.00				150,000.00-
9306-9744-03 Bioloers and Auxiliaries Installation						
- 1967 State Appropriation		330,000.00	730,000.00-			400,000.00-
9306-9745-03 Programmatic Planning Funds Animal Science Facilities and Veterinary Medicine Building						
- 1967 State Appropriation		20,000.00	171,000.00-			151,000.00-
9306-9748-03 Crop Science Feed Building						
- 1967 State Appropriation		59,000.00	259,000.00-			200,000.00-
9306-9800-03 Reception Center Residence Hall Food Service						
- 1967 State Appropriation		20,000.00	220,000.00-			200,000.00-
9306-9804-03 Land Acquisition Priority I						
- 1967 State Appropriation		50,000.00	75,000.00-			25,000.00-
9205-9809-03 Life Science Building						
- HEFA Grant, Title I . . . .	312,385.00-	232,721.00				79,664.00-
9305- - 1965 State Appropriation	159,543.00-	159,543.00				
9306-9810-03 Mutual Gas Heating Facility						
- 1967 State Appropriation		240,000.00	540,000.00-			300,000.00-
9500-9814-03 Study Hall						
- University Services Funds	55,236.25-					55,236.25-
9306-9815-03 Student Housing						
- 1967 State Appropriation		30,000.00	550,000.00-			520,000.00-
9524- - FH & HF Agency Loan Fund . . . . .	675,000.00-					675,000.00-
9623-9817-03 Stadium Project						
- Gift Funds . . . . .		1,234.52	87,931.00-			86,696.48-

**PLANT FUNDS**

**Anticipated Income**

**July 1, 1967 to June 30, 1968**

**SCHEDULE E-3**

Dept. and Fund	Balance July 1, 1967	Income	Transfers	Expenditures	Balance June 30, 1968	
					Obligated	Unobligated
9205-9825-03 Library Addition - HEFA Grant . . . . .	\$ 149,154.00-	\$	\$	\$	\$	\$ 149,154.00-
9306-9827-03 Education Building Improve- ments - 1967 State Appropriation		110,000.00	110,000.00-			
9306-9830-03 Administration Building Planning - 1967 State Appropriation		20,000.00	65,000.00-			45,000.00-
9205-9831-03 Classroom and Faculty Office Building - HEFA Grant, Title I . . .			330,000.00-			330,000.00-
9306- - 1967 State Appropriation		60,000.00	660,000.00-			600,000.00-
9205-9832-03 Science Lecture Hall - HEFA Grant, Title I			86,666.00-			86,666.00-
9306- - 1967 State Appropriation		20,000.00	173,334.00-			153,334.00-
9306-9833-03 Theatre Building - 1967 State Appropriation		15,000.00	500,000.00-			485,000.00-
9306-9834-03 Convert Biology Space to Chemistry Laboratory - 1967 State Appropriation		20,000.00	230,000.00-			210,000.00-
9305-9850-03 Library Building Phase I - 1965 State Appropriation	667,454.00-	667,454.00				
9205-9851-03 Science Building 2nd and 3rd Units - HEFA Grant, Title I . . .	415,000.00-					415,000.00-
9305- - 1965 State Appropriation	500,000.00-	500,000.00				
9306-9856-03 Electricity Distribution System - 1967 State Appropriation		10,000.00	229,500.00-			219,500.00-
9205-9863-03 Science Building - HEFA Grant, Title I . . .	96,403.00-	66,065.00				30,338.00-
9205-9876-03 Physical Education Building - HEFA Grant, Title I . . .			486,666.00-			486,666.00-
9306- - 1967 State Appropriation		75,000.00	1,000,000.00-			925,000.00-
9306-9877-03 Heating Tunnel & Piping - 1967 State Appropriation		10,000.00	84,900.00-			74,900.00-
9306-9878-03 Complete Science Complex and North Entrance Road - 1967 State Appropriation		5,000.00	109,000.00-			104,000.00-
9306-9879-03 Heating Plant Building - 1967 State Appropriation		170,000.00	520,000.00-			350,000.00-
9306-9880-03 Heating Tunnel and Piping South Area - 1967 State Appropriation		10,000.00	147,200.00-			137,200.00-
9306-9881-03 Residence Hall - 1967 State Appropriation		35,000.00	300,000.00-			265,000.00-
9305-9916-03 Construct Drainage for Land Reclamation - 1965 State Appropriation	6,000.00-	6,000.00				
9305-9918-03 Water Well and Main Sewer - Cloquet - 1965 State Appropriation	20,000.00-					20,000.00-
9305-9919-03 Land Acquisition - Cloquet - 1965 State Appropriation	7,500.00-					7,500.00-
9305-9920-03 Barn, Storage Facility and Fences - Rosemount - 1965 State Appropriation	20,000.00-	20,000.00				
9306-9933-03 Research & Administration Center - Grand Rapids - 1967 State Appropriation		20,000.00	168,000.00-			148,000.00-
9306-9934-03 Animal Science Building Addition - Crookston - 1967 State Appropriation		15,000.00	192,000.00-			177,000.00-
9306-9935-03 Surface Feeding Areas Silos - Crookston - 1967 State Appropriation		30,000.00	40,000.00-			10,000.00-
9306-9936-03 Temporary Teaching Facility - Crookston - 1967 State Appropriation		100,000.00	100,000.00-			
9306-9937-03 Street Lighting System Installation - Crookston - 1967 State Appropriation		15,000.00	15,000.00-			
9306-9938-03 Dormitory Building - Crookston - 1967 State Appropriation		75,000.00	325,000.00-			250,000.00-
9306-9939-03 Campus Lighting Parking Lot Roadway - Waseca - 1967 State Appropriation		9,000.00	15,000.00-			6,000.00-
9306-9944-03 Land Acquisition - Waseca - 1967 State Appropriation			94,000.00-			94,000.00-

**PLANT FUNDS**  
**Anticipated Income**  
**July 1, 1967 to June 30, 1968**

**SCHEDULE E-3**

Dept. and Fund	Balance				Balance June 30, 1968	
	July 1, 1967	Income	Transfers	Expenditures	Obligated	Unobligated
9306-9945-03 Utilities Installation - Morris Experimental Station - 1967 State Appropriation	\$	\$ 2,000.00	\$ 20,000.00-	\$	\$	\$ 18,000.00-
9306-9946-03 Drain Soil Site Preparation - Morris Experimental Station - 1967 State Appropriation		1,000.00	10,000.00-			9,000.00-
9306-9947-03 Beef Research Facility - Morris Experimental Station - 1967 State Appropriation		10,000.00	70,000.00-			60,000.00-
9306-9948-03 Swine Research Facility - Morris Experimental Station - 1967 State Appropriation		10,000.00	93,000.00-			83,000.00-
9306-9949-03 Feed Storage Facility - Morris Experimental Station - 1967 State Appropriation		10,000.00	50,000.00-			40,000.00-
9306-9951-03 Faculty Cabin - Itasca - 1967 State Appropriation		14,000.00	14,000.00-			
9306-9952-03 Student Cabin - Itasca - 1967 State Appropriation		2,000.00	8,500.00-			6,500.00-
9306-9953-03 Electrical System Distributor - Itasca - 1967 State Appropriation		2,000.00	30,000.00-			28,000.00-
9306-9954-03 Laboratory Addition and Remodeling - Cloquet - 1967 State Appropriation		10,000.00	50,000.00-			40,000.00-
9306-9955-03 Machinery Storage - Cloquet - 1967 State Appropriation		2,000.00	10,000.00-			8,000.00-
9306-9956-03 Student Cabin - Cloquet - 1967 State Appropriation		2,000.00	10,000.00-			8,000.00-
9306-9957-03 Swine Research Facility - Rosemount - 1967 State Appropriation		5,000.00	120,000.00-			115,000.00-
9306-9958-03 Turkey Research Facility - Rosemount - 1967 State Appropriation		5,000.00	120,000.00-			115,000.00-
9306-9959-03 Staff Housing - Excelsior Fruit Breeding Farm - 1967 State Appropriation		10,000.00	10,000.00-			
9306-9960-03 Screenhouse - Excelsior Fruit Breeding Farm - 1967 State Appropriation		3,000.00	8,000.00-			5,000.00-
9306-9961-03 Chain Link Fence - Excelsior Fruit Breeding Farm - 1967 State Appropriation		16,500.00	16,500.00-			
9306-9962-03 Tile Drain Installation - Excelsior Arboretum - 1967 State Appropriation		6,000.00	6,000.00-			
9306-9963-03 Deep Well and Irrigating System - Excelsior Arboretum - 1967 State Appropriation		2,000.00	10,000.00-			8,000.00-
9306-9964-03 Education and Research Center - Excelsior Arboretum - 1967 State Appropriation		5,000.00	50,000.00-			45,000.00-
9306-9971-03 Scale House and Fertilizer Storage - Lamberton - 1967 State Appropriation		15,000.00	15,000.00-			
9306-9973-03 Land Acquisition - Lamberton - 1967 State Appropriation		60,000.00	60,000.00-			
9208-9979-03 Land Acquisition and Develop- ment - Cedar Creek - Bureau of Outdoor Recreation . . . . .			2,010.00-			2,010.00-
9324- - Special State . . . . .		103,000.00	103,000.00-			
9324-9984-03 Land Acquisition - Excelsior Arboretum - Special State . . . . .		22,555.00	30,000.00-			7,445.00-
9601-9986-03 Turkey Research Facility - Rosemount - Gift Funds . . . . .			35,000.00-			35,000.00-
9201-9988-03 Renovation of the Labora- tories - Itasca - NSF Grants			29,500.00-			29,500.00-
9698-9990-03 Capital Assets - Gift Funds . . . . .		1,145.00				1,145.00
<b>Total . . . . .</b>	<b>\$36,747,744.58-</b>	<b>\$14,781,718.85</b>	<b>\$27,513,689.25-</b>	<b>\$</b>	<b>\$</b>	<b>\$49,479,714.98-</b>

**PLANT FUNDS**  
**Sinking Fund and Reserve Accounts**

**SCHEDULE F-4**

**July 1, 1967 to June 30, 1968**

Dept. and Fund	Balance July 1, 1967	Income	Transfers	Expenditures	Balance June 30, 1968	
					Obligated	Unobligated
<b>Sinking Funds</b>						
9506-9353-00 St. Paul Apartments and Dormitory Revenue Bonds of 1956 . . . . .	\$ 223,948.26		\$ 1,440.83	\$		\$ 225,389.09
9507- Minneapolis Dormitory Revenue Bonds of 1956 . . . . .	303,077.83		22,276.09			280,801.74
9513- Addition to Duluth Dormitory Revenue Bonds of 1956 . . . . .	44,329.52		807.68			45,137.20
9515- Minneapolis Dormitory and St. Paul Apartment Revenue Bonds of 1957 . . . . .	351,465.01		101,554.90			249,910.11
9517- Commonwealth Terrace - III Revenue Bonds . . . . .	134,904.25					134,904.25
9521- Duluth Dormitory Construction Revenue Bonds of 1964 . . . . .	49,028.76		8,000.33			57,029.09
9522- Morris Dormitory Revenue Bonds . . . . .	22,099.94		16.00			22,115.94
9506-9356-00 Married Student Apartments - St. Paul Dormitory Revenue Bonds - Equipment . . . . .	50,406.17		16,053.94			66,460.11
9507- Minneapolis Dormitory Revenue Bonds of 1956 - Equipment Reserve . . . . .	17,000.00		17,265.94			34,265.94
9513- Duluth Dormitory Construction Revenue Bonds of 1958 - Equipment . . . . .	16,606.65		4,600.00			21,206.65
9515- Minneapolis Dormitory and St. Paul Apartment Revenue Bonds - Equipment . . . . .	41,812.27		13,128.82			54,941.09
9517- Commonwealth Terrace - III Equipment . . . . .	6,136.98		4,303.51			10,440.49
9521- Duluth Dormitory Revenue Bonds of 1964 - Equipment Reserve . . . . .	3,000.00		3,252.69			6,252.69
9522- Morris Dormitory Revenue Bonds of 1964 - Equipment Reserve . . . . .	700.00		697.15			1,397.15
9506-9358-00 Married Student Apartments - St. Paul Dormitory Revenue Bonds - Repairs . . . . .	84,010.29		20,000.00			104,010.29
9507- Minneapolis Dormitory Revenue Bonds of 1956 - Building Maintenance . . . . .	38,000.00		38,000.00			76,000.00
9513- Duluth Dormitory Construction Revenue Bonds of 1958 - Repairs . . . . .	14,540.90		3,500.00			18,040.90
9515- Minneapolis Dormitory and St. Paul Apartment Revenue Bonds - Repairs . . . . .	84,213.63		20,000.00			104,213.63
9517- Commonwealth Terrace - III Repairs . . . . .	67,605.51		22,000.00			89,605.51
9521- Duluth Dormitory Revenue Bonds of 1956 - Building Maintenance . . . . .	4,000.00		4,000.00			8,000.00
9522- Morris Dormitory Revenue Bonds of 1964 - Building Maintenance . . . . .	2,000.00		2,000.00			4,000.00
<b>Reserves for Certificates</b>						
9103- General Motors Building . . . . .	15,447.35		15,525.00			77.65
9106- Service Terminal Building . . . . .	27,326.00		2,194.42			29,520.42
9500- Purchase of Land - Parking . . . . .	26,000.01		26,000.01			
9520- Washington Ave. Parking Ramp . . . . .	26,000.01		26,000.02			.01
9611- Variety Club Heart Hospital . . . . .	17,607.07		17,607.07			
9618- Medical Student Center . . . . .	4,998.00		4,998.00			
9630- Mrs. Tuohy Art Gallery . . . . .	9,833.05					9,833.05
9900- Northrup Auditorium Air Conditioning . . . . .	75,435.14		2,587.69			78,022.83
<b>Other Reserves</b>						
9399-9357-00 Temporary Investment Income - Special State Funds . . . . .			19,563.61			19,563.61
9100-9359-00 Temporary Investment Income - General University Funds . . . . .			47.10			47.10
9502- Coffman Union Expansion Reserve . . . . .	779,310.64		389,008.08			1,168,318.72
9535- Bookstore Expansion - West Bank . . . . .			90,282.95			90,282.95
Total . . . . .	\$ 2,438,282.42	\$	\$ 371,273.79	\$	\$	\$ 2,809,556.21

**STATEMENT OF INVESTMENT IN PLANT**  
**July 1, 1967 to June 30, 1968**

**EXHIBIT F**

	Expenditures				Total June 30, 1968
	Total July 1, 1967	Current Funds	Plant Funds	Adjustments	
Land . . . . .	\$ 14,903,584.72	\$ 110,069.93	\$ 1,400,761.51	\$ 251,585.04	\$ 16,666,001.20
Buildings . . . . .	171,755,357.20	800,462.00	17,357,914.77	183,713.31	190,097,447.28
Other Permanent Improvements . . . . .	10,498,437.54	541,248.51	745,394.29	120,449.50	11,905,529.84
Equipment . . . . .	58,650,677.06	6,847,728.87	1,129,322.41	2,717,467.71	69,345,196.05
Museums and Collection . . . . .	2,681,535.96	98,120.35		42,266.27	2,821,922.58
Library and Reference Books . . . . .	13,010,017.86			767,829.57	13,777,847.43
Livestock . . . . .	403,882.34	77,850.71		107,526.27	374,206.78
<b>Totals . . . . .</b>	<b>\$271,903,492.68</b>	<b>\$8,475,480.37</b>	<b>\$20,633,392.98</b>	<b>\$3,975,785.13</b>	<b>\$304,988,151.16</b>

**SUMMARY OF INVENTORY OF LAND**  
**July 1, 1967 to June 30, 1968**

**SCHEDULE F-1**

	Acres	Book Value	Additions	Adjustments	Book Value
		July 1, 1967			June 30, 1968
<b>Instruction and Research:</b>					
Minneapolis Campus . . . . .	272.937	\$12,699,785.33	\$1,136,056.52	\$249,385.04	\$14,085,226.89
St. Paul Campus (1) . . . . .	712.990	946,056.60	187,910.66		1,133,967.26
University of Minn. - Duluth . . . . .	204.176	103,002.32	10,138.50	1,484.00	114,624.82
University of Minn. - Morris . . . . .	1,209.860	169,871.30			169,871.30
University Airport Site . . . . .	326.430	16,800.00			16,800.00
Cedar Creek Natural History Area . . . . .	4,167.400	193,353.11	99,625.76		292,978.87
Village of Marine on the St. Croix . . . . .	1.140	1.00		216.00	217.00
Willmar . . . . .	2.500			500.00	500.00
<b>Schools and Experiment Stations:</b>					
Crookston . . . . .	1,277.870	234,580.53			234,580.53
Grand Rapids . . . . .	732.900	41,899.80			41,899.80
Excelsior . . . . .	403.060	56,499.27	17,100.00		73,599.27
Maple Plain . . . . .	.634	6,048.01			6,048.01
Waseca . . . . .	599.101	81,974.94			81,974.94
Lamberton . . . . .	400.000	45,102.50	60,000.00		105,102.50
Duluth . . . . .	282.740	41,739.97			41,739.97
Cloquet . . . . .	3,702.090	69,258.89			69,258.89
Rosemount . . . . .	8,011.420	92,388.04			92,388.04
Potato Research Farm . . . . .	50.200	2,997.79			2,997.79
<b>Total Instruction and Research . . . . .</b>	<b>22,357.448</b>	<b>\$14,801,359.40</b>	<b>\$1,510,831.44</b>	<b>\$251,585.04</b>	<b>\$16,563,775.88</b>
<b>Other Lands:</b>					
Federal Land Grant . . . . .		\$ 70,495.25			\$ 70,495.25
Salt Springs Land . . . . .		28,778.00			28,778.00
Inter-Campus Right of Way . . . . .		2,952.07			2,952.07
<b>Total Other Lands . . . . .</b>		<b>\$ 102,225.32</b>	<b>\$</b>	<b>\$</b>	<b>\$ 102,225.32</b>
<b>Total Instruction, Research and Other Lands</b>		<b>\$14,903,584.72</b>	<b>\$1,510,831.44</b>	<b>\$251,585.04</b>	<b>\$16,666,001.20</b>
<b>Land and Buildings in Trust:</b>					
<b>Included in Assets of Endowment Funds and Plant Funds (2)</b>					
Marshall and Margaret Alworth Endowment . . . . .					\$ 220,000.00
Alfred Owre Loan Fund . . . . .					1.00
Minnesota Hospital and Home for Crippled Children					25,000.00
Ludden Real Estate Fund . . . . .					1,800.00
Pioneer Fund . . . . .					155.00
Merriam Trust Fund . . . . .					200,000.00
Rishmiller Fund . . . . .					3,740.00
Minnesota Academy of Science . . . . .					1.00
Minnesota Horticulture Society . . . . .					35,000.00
Charles H. Smith Trust Fund . . . . .					2,000.00
<b>Total Land and Buildings in Trust . . . . .</b>					<b>\$ 487,697.00</b>

(1) Includes University Grove and University Field  
(2) Depreciation on buildings not deducted



**SUMMARY OF ASSETS – BUILDINGS**

July 1, 1967 to June 30, 1968

**SCHEDULE F-2**

	Value July 1, 1967	Additions 1967-68	Adjustments 1967-68	Value June 30, 1968
Minneapolis Campus . . . . .	\$103,444,568.84	\$ 5,162,101.53	\$111,059.74	\$108,717,730.11
Minneapolis Campus – West Bank . . . . .	12,153,145.04	6,990,846.90	167,163.21-	18,976,828.73
Off Campus . . . . .	975,955.32	93,529.82	292,873.22	1,362,358.36
St. Paul Campus . . . . .	26,630,619.74	3,213,723.82	10,000.00-	29,834,343.56
University of Minnesota – Duluth . . . . .	16,603,434.66	945,123.73	25,000.00	17,573,558.39
University of Minnesota – Morris . . . . .	4,101,777.72	1,457,746.04		5,559,523.76
Schools and Experiment Stations:				
Crookston . . . . .	1,864,287.96	115,180.93	26,263.27-	1,953,205.62
Duluth . . . . .	215,479.84		40,564.11-	174,915.73
Grand Rapids . . . . .	530,631.35	4,570.01	7,291.04	542,492.40
Itasca Park . . . . .	245,671.46	13,022.82		258,694.28
Morris . . . . .	294,591.18	472.02	2,050.00-	293,013.20
Waseca . . . . .	2,939,409.21	70,974.00	4,670.00-	3,005,713.21
Excelsior Arboretum . . . . .	48,524.53	757.83	3,000.00	52,282.36
Excelsior Fruit Breeding Farm . . . . .	99,643.39	15,955.92	5,957.57	121,556.88
Cloquet . . . . .	102,112.47	5,103.78		107,216.25
Lamberton . . . . .	57,198.85	18,610.90	2,441.88-	73,367.87
Rosemount Research Center . . . . .	781,675.48	1,814.56	11,923.59-	771,566.45
Rosemount Agricultural Experiment Station . . . . .	666,630.16	48,842.16	3,607.80	719,080.12
<b>Total Buildings</b>	<b>\$171,755,357.20</b>	<b>\$18,158,376.77</b>	<b>\$183,713.31</b>	<b>\$190,097,447.28</b>

**SUMMARY OF ASSETS – OTHER PERMANENT IMPROVEMENTS**

July 1, 1967 to June 30, 1968

**SCHEDULE F-3**

Location	Value July 1, 1967	Additions	Adjustments	Value June 30, 1968
Minneapolis Campus . . . . .	\$ 3,685,511.44	\$ 320,335.91	\$162,696.11	\$ 4,168,543.46
Minneapolis Campus – West Bank . . . . .	993,516.13	434,456.25	1,229.29	1,429,201.67
St. Paul Campus . . . . .	1,964,146.77	74,068.66		2,038,215.43
University of Minnesota – Duluth . . . . .	1,404,139.25	79,888.18	11,201.25	1,495,228.68
University of Minnesota – Morris . . . . .	31,886.38	70,076.18	10,464.19-	91,498.37
Rosemount Research Center . . . . .	121,814.76	271.01	9,557.75	131,643.52
Agricultural Experiment Stations . . . . .	918,846.05	178,599.82	26,330.00	1,123,775.87
Miscellaneous:				
Campus Survey . . . . .	108,207.31			108,207.31
West Campus Survey . . . . .	33,747.14			33,747.14
Dorr Fountain . . . . .	2,500.00			2,500.00
Fence and Wall Around Athletic Field . . . . .	4,073.90			4,073.90
Old Home Memorial – St. Paul Campus . . . . .	3,400.00			3,400.00
Pillsbury Statue . . . . .	15,000.00			15,000.00
Greysolen Duluth Statue . . . . .	6,069.26			6,069.26
Plaque of Old Main . . . . .	665.51			665.51
Soldier's Monument . . . . .	7,000.00			7,000.00
Drill Core . . . . .	43.29			43.29
James Ford Bell Fountain . . . . .	4,202.62			4,202.62
Footbridges over Washington Avenue . . . . .	13,645.08			13,645.08
Footbridges over Great Northern Railroad track . . . . .	48,525.28			48,525.28
Gas Tank at University Airport . . . . .	2,070.10		2,070.10-	
Grounds at University Airport . . . . .	12,752.97	751.32	2,070.10	15,574.39
Grounds at University Village . . . . .	92,358.85		92,358.85-	
Grounds at University Grove . . . . .	36,269.83	4,751.99-		31,517.84
Cedar Creek Natural History Area . . . . .	27,634.08	3,086.27		30,720.35
Parking Lots – Minneapolis Campus . . . . .	627,852.03	49,546.48		677,398.51
Parking Lots – St. Paul Campus . . . . .	178,116.45	30,242.53	2,258.14	210,617.12
Parking Lots – West Bank . . . . .	107,994.79	14,746.46		122,741.25
Grounds at All University Camp Projects . . . . .	1,192.99			1,192.99
Arboretum at Excelsior . . . . .	32,555.40			32,555.40
Heavy Equipment Area – Como . . . . .	1,057.50	633.13		1,690.63
Grounds at Marine on the St. Croix Observatory . . . . .		3,288.10		3,288.10
Como Area . . . . .		31,404.49		31,404.49
Other . . . . .	11,642.38			11,642.38
<b>Total</b>	<b>\$10,498,437.54</b>	<b>\$1,286,642.80</b>	<b>\$120,449.50</b>	<b>\$11,905,529.84</b>

**SUMMARY OF ASSETS – EQUIPMENT**  
**July 1, 1967 to June 30, 1968**

**SCHEDULE F-4**

College or Activity	Value July 1, 1967	Additions 1967-68	Transfers & Adjustments	Value June 30, 1968
General Administration . . . . .	\$ 807,940.28	\$ 34,475.17	\$ 34,845.78	\$ 877,261.23
General Expense . . . . .	1,444,084.58	240,866.03	7,535.97-	1,677,414.64
<b>Instruction and Departmental Research:</b>				
College of Liberal Arts . . . . .	1,097,893.89	188,214.94	25,280.43	1,311,389.26
Institute of Technology . . . . .	6,351,077.72	272,566.43	35,299.36	6,658,943.51
Institute of Agriculture . . . . .	3,090,885.90	145,141.49	235,072.47	3,471,099.86
College of Medical Sciences . . . . .	7,623,348.13	976,110.29	60,083.21-	8,539,375.21
College of Biological Sciences . . . . .	1,436,345.21	83,149.77	44,822.97	1,564,317.95
College of Veterinary Medicine . . . . .	963,703.13	60,735.77	4,990.82	1,029,429.72
School of Dentistry . . . . .	841,946.04	84,775.98	732.11	927,454.13
Law School . . . . .	92,086.66	6,269.90	1,627.32	99,983.88
College of Pharmacy . . . . .	217,535.80	99,544.40	6,524.44-	310,555.76
College of Education . . . . .	426,585.07	55,923.27	2,456.76	484,965.10
Summer Session . . . . .	32,803.66	4,956.34	846.64-	36,913.36
Graduate School . . . . .	82,243.90	3,326.68	2,039.29-	83,531.29
School of Business Administration . . . . .	133,963.79	24,235.98	5,522.75-	152,677.02
University of Minnesota – Morris . . . . .	188,596.30	15,954.48	51,723.88	256,274.66
University College . . . . .	784.62		233.42-	551.20
General College . . . . .	79,536.81	15,132.16	582.02-	94,086.95
University of Minnesota – Duluth . . . . .	1,076,769.56	59,267.86	38,509.28	1,174,546.70
Military Departments . . . . .	15,588.88	2,146.35	1,419.99-	16,315.24
University of Minnesota Technical Institute – Crookston . . . . .		15,429.31	75,657.97	91,087.28
Hospitals . . . . .	4,263,323.68	493,237.13	47,693.58-	4,708,867.23
Organized Activities Relating to Instructional Departments . . . . .	182,043.08	14,713.24	16,852.07-	179,904.25
Extension and Public Service . . . . .	1,782,324.57	164,334.45	152,952.37-	1,793,706.65
Libraries . . . . .	571,744.13	14,020.65	66,745.97	652,510.75
Budgeted Research – Experiment Stations . . . . .	1,200,151.74	285,833.53	305,133.13-	1,180,852.14
Other Budgeted Research . . . . .	1,944,202.15	233,464.43	18,018.18-	2,159,648.40
<b>Plant Services:</b>				
Minneapolis . . . . .	1,091,518.26	152,823.99	55,630.87-	1,188,711.38
St. Paul . . . . .	296,796.32	34,199.68	6,935.21-	324,060.79
Duluth . . . . .	158,420.18	17,349.51	11,756.06	187,525.75
Morris . . . . .	38,909.51	7,676.03	1,298.74	47,884.28
Rosemount . . . . .	202,560.26	10,090.92	5,418.68-	207,232.50
Crookston . . . . .		3,744.73	440.80	4,185.53
Other . . . . .	63,911.66	67,209.36	22,613.50-	108,507.52
<b>Auxiliary Services:</b>				
Minneapolis				
Dormitories and Dining Halls . . . . .	1,203,170.32	36,665.99	14,721.22-	1,225,115.09
Student Services . . . . .	1,520,837.16	162,856.91	13,571.08-	1,670,122.99
General Services . . . . .	4,533,048.02	291,174.61	550,450.87	5,374,673.50
Intercollegiate Athletics . . . . .	97,763.73	5,707.01	1,019.08	104,489.82
Other Auxiliary Services . . . . .				
St. Paul				
Dormitories and Dining Halls . . . . .	289,722.70	6,789.80	24,316.93-	272,195.57
Student Services . . . . .	128,168.30	4,684.37	5,534.43-	127,318.24
General Services . . . . .	134,480.30	20,599.18	3,590.80	151,488.68
Other Auxiliary Services . . . . .	195.00		195.00-	
Duluth				
Dormitories and Dining Halls . . . . .	76,603.17	13,252.67	139,441.00	229,296.84
Student Services . . . . .	240,072.84	23,319.04	89,278.98-	174,112.90
General Services . . . . .	3,165.56	932.58	25,134.58	29,232.72
Athletics . . . . .	5,046.45	311.55	813.89	6,171.89
Morris . . . . .	117,418.65	22,216.10	30,434.43	170,069.18
Crookston . . . . .	60,410.29	9,282.70	1,509.67	71,202.66
Grand Rapids . . . . .	9,582.59			9,582.59
Waseca . . . . .	79,307.66	1,257.40		80,565.06
Hormel Institute . . . . .	20,935.71	1,742.02	235.00	22,912.73
<b>Organized Research:</b>				
<b>Selected Federal and Other Funds:</b>				
College of Liberal Arts . . . . .	851.39	602.13	27.25-	1,426.27
Institute of Technology . . . . .	5,099,349.72	657,136.46	2,756,336.94	8,512,823.12
Institute of Agriculture . . . . .	170,814.45	17,138.15	7,658.33-	180,294.27
College of Medical Sciences . . . . .	996,463.10	609,502.89	9,899.59	1,615,865.58
College of Veterinary Medicine . . . . .	16,262.49	1,502.27	1.00	17,766.06
School of Dentistry . . . . .		1,013.06	204.00	1,217.06
Law School . . . . .				
College of Pharmacy . . . . .	165.00		165.00-	
College of Education . . . . .	10,359.86	5,053.41	2,936.81-	12,476.46
Graduate School . . . . .	819,736.56	229,795.82	2,265.30-	1,047,267.08
School of Business Administration . . . . .	180.00		180.00-	
University of Minnesota – Duluth . . . . .	9,765.82	3,409.98		13,175.80
Dean of Students . . . . .	1,485.15		422.10-	1,063.05
Health Service . . . . .				
Museum of Natural History . . . . .	20,316.81	643.42	195.00-	20,765.23
University of Minnesota – Morris . . . . .				
College of Biological Sciences . . . . .	51,818.51	457.48	5,810.72-	46,465.27
Research – Other . . . . .	437,999.50		6,529.49	444,528.99

## SUMMARY OF ASSETS – EQUIPMENT

July 1, 1967 to June 30, 1968

### SCHEDULE F-4

College or Activity	Value July 1, 1967	Additions 1967-68	Transfers & Adjustments	Value June 30, 1968
Gifts and Grants – Student Aid . . . . .	\$ 196,392.25	\$ 71,102.19	\$ 10,331.21-	\$ 257,163.23
Gifts and Grants – Other Purposes . . . . .	4,268,423.20	706,551.14	17,691.51-	4,957,282.83
Plant Funds . . . . .	230,302.33	1,650,077.41	985,180.57-	895,199.17
Unassigned Departments . . . . .	437.00	2,674.57	3,016.57-	95.00
Class Corrections . . . . .		720.00-	720.00	
Unreconciled Purchases . . . . .		466,601.58-	466,601.58	
<b>Totals</b>	<u>\$53,650,677.06</u>	<u>\$7,977,051.28</u>	<u>\$2,717,467.71</u>	<u>\$69,345,196.05</u>

## SUMMARY OF ASSETS – MUSEUMS AND COLLECTIONS

July 1, 1967 to June 30, 1968

### SCHEDULE F-5

Department	Value July 1, 1967	Purchases	Gifts	Collections	Transfers & Adjustments	Value June 30, 1968
Museum of Natural History . . . . .	\$ 245,357.83	\$	\$ 695.00	\$ 2,922.00	\$ 9,078.47	\$ 258,053.30
University Gallery . . . . .	384,674.65	609.00	13,054.00		123,209.14	521,546.79
Anthropology . . . . .	24,634.17		4,100.00	23.00		28,757.17
Botany . . . . .	321,434.94		728.00	361.50	844.50	323,368.94
Art . . . . .						
Art History . . . . .	191,738.49		557.00		108,755.18-	83,540.31
Studio Arts . . . . .						
Geography . . . . .						
Geology and Geophysics . . . . .	57,144.79					57,144.79
Zoology . . . . .	7,599.72	291.49				7,891.21
Chemistry . . . . .						
Mineral and Metallurgical Engineering . . . . .						
Agricultural Biochemistry . . . . .						
Entomology, Fisheries and Wild Life . . . . .	116,047.16			7,191.80		123,238.96
Plant Pathology and Physiology . . . . .	87,377.90					87,377.90
Agricultural Extension . . . . .	47,616.43	3,776.56	5,057.82		455.78-	55,995.03
Pharmacy . . . . .	3,788.63					3,788.63
Audio Visual Extension Service . . . . .	1,014,293.80	64,119.65				1,078,413.45
Audio Visual Education Service . . . . .	92,606.08	10,005.86	1,050.00		1,269.93-	102,392.01
Vance Memorial Fund . . . . .	1,550.00					1,550.00
<b>Sub-Totals</b>	<u>\$2,595,864.59</u>	<u>\$78,802.56</u>	<u>\$25,241.82</u>	<u>\$10,498.30</u>	<u>\$ 22,651.22</u>	<u>\$2,733,058.49</u>
<b>Other Departments</b>						
Minneapolis Campus . . . . .	\$ 749.70	\$16,443.61	\$	\$	\$ 16,443.61-	749.70
St. Paul Campus . . . . .	1,897.35	366.52			84.96-	2,178.91
Duluth . . . . .	75,995.17	1,139.63			403.50	77,538.30
U of M – Morris . . . . .	6,760.65	923.40				7,684.05
Cloquet . . . . .	18.50					18.50
Crookston . . . . .	154.48	422.70				577.18
Waseca . . . . .	95.52					95.52
Grand Rapids . . . . .		21.93				21.93
<b>Sub-Totals</b>	<u>\$ 85,671.37</u>	<u>\$19,317.79</u>			<u>\$ 16,125.07</u>	<u>\$ 88,864.09</u>
<b>Totals</b>	<u>\$2,681,535.96</u>	<u>\$98,120.35</u>	<u>\$25,241.82</u>	<u>\$10,498.30</u>	<u>\$ 6,526.15</u>	<u>\$2,821,922.58</u>

## SUMMARY OF ASSETS – LIBRARY AND REFERENCE BOOKS

July 1, 1967 to June 30, 1968

SCHEDULE F-6

Department or Campus	Value July 1, 1967	Gifts	Purchases & Adjustments	Value June 30, 1968	Number of Volumes
<b>Minneapolis Campus:</b>					
Walter Library . . . . .	\$ 8,496,090.58	\$38,332.00	\$397,573.00	\$ 8,931,995.58	2,084,862
Law School . . . . .	3,016,615.00	8,735.00	127,358.00	3,152,708.00	309,487
University High School . . . . .	39,284.00	68.00	1,376.00	40,728.00	10,182
St. Paul Campus . . . . .	560,799.00	2,034.00	60,667.00	623,500.00	134,018
University of Minnesota – Duluth . . . . .	696,209.89	1,752.00	77,683.07	775,644.96	117,581
University of Minnesota – Morris and Experiment Station . . . . .	166,365.39	1,809.00	39,720.25	207,894.64	38,446
<b>Schools and Experiment Stations:</b>					
Crookston . . . . .	20,000.00	40.00	9,960.00	30,000.00	7,724
Grand Rapids . . . . .	2,217.00	1.50	29.75	2,248.25	1,483
Waseca . . . . .	12,437.00	11.50	679.50	13,128.00	4,392
<b>Totals . . . . .</b>	<u>\$13,010,017.86</u>	<u>\$52,783.00</u>	<u>\$715,046.57</u>	<u>\$13,777,847.43</u>	<u>2,708,175</u>

## SUMMARY OF ASSETS – LIVESTOCK

July 1, 1967 to June 30, 1968

SCHEDULE F-7

Department or Station	July 1, 1967	Purchases	Sales	Adjustments	June 30, 1968
Animal Husbandry . . . . .	\$ 79,488.40 (1)	\$	\$	\$ 79,488.40-	\$
Dairy Husbandry . . . . .	75,840.00 (1)			75,840.00-	
Animal Science . . . . .		35,449.15	196,277.13	359,817.55	198,989.57
Poultry Husbandry . . . . .	22,250.00	904.85		4,314.85-	18,840.00
College of Veterinary Medicine . . . . .	7,832.50	11,053.77	6,570.86	2,734.16-	9,581.25
Crookston . . . . .	27,431.84	6,770.00	50,344.09	33,100.25	16,958.00
Morris . . . . .	75,337.00	6,677.84	58,880.42	42,154.58	65,289.00
Grand Rapids . . . . .	29,775.00	1,075.93	37,966.30	35,529.37	28,414.00
Duluth . . . . .	3,980.80		8,032.07	4,051.27	
Waseca . . . . .	35,416.80	7,415.98	56,543.67	49,845.85	36,134.96
Rosemount . . . . .	46,530.00 (1)			46,530.00-	
Miscellaneous . . . . .		8,503.19	76.83-	8,580.02-	
<b>Totals . . . . .</b>	<u>\$403,882.34</u>	<u>\$77,850.71</u>	<u>\$414,537.71</u>	<u>\$307,011.44</u>	<u>\$374,206.78</u>

(1) Transferred into Animal Science in 1967-68.

**STATEMENT OF AGENCY FUNDS**  
**July 1, 1967 to June 30, 1968**

**EXHIBIT G**

	8579 James F. Bell Book Trust	8775 General Deposit Account – Agency	8793 Student Organizations Group Investment Trust Fund	Total All-Agency Funds
Balance July 1, 1967 . . . . .	\$10,475.00	\$708.30	\$159,559.46	\$170,742.76
Additions:				
Principal . . . . .			10,400.00	10,400.00
Earnings . . . . .			7,032.72	7,032.72
Total . . . . .	\$10,475.00	\$708.30	\$176,992.18	\$188,175.48
Deductions:				
Principal . . . . .			11,750.00	11,750.00
Earnings . . . . .			6,729.96	6,729.96
Transfer Out . . . . .			1,200.00	1,200.00
Balance June 30, 1968	<u>\$10,475.00</u>	<u>\$708.30</u>	<u>\$157,312.22</u>	<u>\$168,495.52</u>
Assets:				
Cash . . . . .	\$	\$708.30	\$ 3,179.22	\$ 3,887.52
Investments . . . . .	10,475.00		154,133.00	164,608.00
Total	<u>\$10,475.00</u>	<u>\$708.30</u>	<u>\$157,312.22</u>	<u>\$168,495.52</u>

# CASH AND BANK RECONCILEMENT

June 30, 1968

EXHIBIT H

	General Account Northwestern Bank	Payroll Account First National Bank	Miscellaneous Accounts*	Total
Balances, Per Bank June 30, 1968 . . . . .	\$6,940,087.43	\$4,850,323.93	\$ 757,192.81	\$12,547,604.17
Less Outstanding Checks	<u>4,189,324.25</u>	<u>3,850,323.93</u>	<u>103,835.16</u>	<u>8,143,483.34</u>
Treasurers Office Bank Balance . . . . .	<u>\$2,750,763.18</u>	<u>\$1,000,000.00</u>	<u>\$ 653,357.65</u>	\$ 4,404,120.83
Add				
Cash on Hand and in Transit . . . . .			\$1,133,543.70	
Abstract 1327 charged at different amount by Treasurer and Business Office . . . . .			1,561.87	
CRV covering checks 786542, 799656 and 800065 not recorded by Business Office in June . . . . .			45.81	
Duplicate correction for July, 1967 Printing Bills not credited to department . . . . .			<u>2,142.36</u>	
				1,137,293.74
Less				
Mechanics - Miscellaneous Payroll in Transit . . . . .			<u>\$1,307,546.39</u>	<u>1,307,546.39</u>
Cash Balance, Per University Records, June 30, 1968 . . . . .				<u>\$ 4,233,868.18</u>
*Miscellaneous Accounts Consisting of the following . . . . .				
Midland National Bank (Navy Pool Account) . . . . .			\$ 107,192.81	
First National Bank, Mpls., St. Anthony Falls Office . . . . .			100,000.00	
University National Bank, Mpls. . . . .			200,000.00	
First National Bank, St. Paul . . . . .			200,000.00	
First American National Bank, Duluth . . . . .			50,000.00	
Northern City National Bank, Duluth . . . . .			75,000.00	
First National Bank, Austin. . . . .			<u>25,000.00</u>	
Total Miscellaneous Accounts			<u>\$ 757,192.81</u>	
Cash Balances, Per University Records, June 30, 1968 (See Balance Sheet, Schedule A)				
Current Funds				
General Maintenance and Operations Funds			\$10,779,728.42	
Federal Funds . . . . .			12,654.00	
Special State Funds. . . . .			1,876,835.23	
University Services Funds. . . . .			5,526,651.07	
Other Current Funds . . . . .			<u>7,378,308.49</u>	\$25,574,177.21
Plant Funds				
General Maintenance and Operations Fund			\$ 2,513,308.66	
Federal Funds . . . . .			1,558,743.50	
Special State Funds . . . . .			8,840,901.54	
University Services Funds. . . . .			6,883,645.35	
Other Plant Funds . . . . .			<u>2,072,757.17</u>	18,751,869.22
Loan Funds . . . . .				1,418,434.76
Endowment Funds . . . . .				990,343.21
Agency Funds . . . . .				<u>3,887.52</u>
Total Cash and Investments . . . . .				\$46,738,711.92
Less Temporary Investments. . . . .				<u>42,504,843.74</u>
Cash Balances, per University Records, June 30, 1968 . . . . .				<u>\$ 4,233,868.18</u>

**NOTES AND BONDS PAYABLE – OUTSTANDING**

**June 30, 1968**

**EXHIBIT I**

	Rate	Interest Paid 1967-68	Original Principal	Principal Paid 1967-68	Principal Paid To Date	Principal Outstanding June 30, 1968
<b>PLANT FUNDS</b>						
<b>Campus Club – Improvements . . . . .</b>	2 1/2%	\$ 2,620.62	\$ 250,000.00	\$ 111,322.80	\$ 250,000.00	\$
Notes dated June 2, 1958. Quarterly Payments totaling \$5,009.49 (annual \$20,037.96) included principal and interest. Payments quarterly over a 10-year period with a balloon payment of \$93,905.46 on June 2, 1968. See Campus Club Improvement Refunding Notes date June 2, 1968.						
<b>St. Paul Campus Union Building . . . . .</b>	2 1/2%	4,538.16	399,999.99	27,522.60	235,730.82	164,269.17
Notes dated December 30, 1958. Quarterly payments totaling \$8,015.19 (annual \$32,060.76) includes principal and interest. Payments quarterly over a 10-year period with a balloon payment of \$158,263.71 on December 30, 1968. Payment dates: March 30, and June 30, September 30, and December 30.						
<b>Health Service Addition . . . . .</b>	2 7/8%	5,391.96	540,000.00	39,057.12	376,952.07	163,047.93
Notes dated September 30, 1959. Quarterly payment of principal and interest totaling \$11,112.27. Payment dates: June 30, September 30, December 31, and March 31.						
<b>Minneapolis Dormitory Revenue Bonds of 1956</b>	2 3/4%	71,431.25	3,029,000.00	55,000.00	459,000.00	2,570,000.00
Bonds dated September 1, 1956 (registered). Due: Annual installments 1959-1996. Bond Holder: United States of America Housing and Home Finance Administra- tion. Type: Callable, all of portion, on interest date without premium while held by this agency. Interest Payment dates: March 1 and September 1. Principal payment date: September 1.						
<b>St. Paul Apartment and Dormitory Revenue Bonds of 1956 . . . . .</b>	2 3/4%	46,750.00	1,985,000.00	40,000.00	305,000.00	1,680,000.00
Bonds dated September 1, 1956 (registered). Due: Annual installments 1959-1996. Bond Holder: United States of America Housing and Home Finance Administra- tion. Type: Callable, all or portion, on any interest date without premium while held by this agency. Interest payment dates: March 1 and September 1. Principal payment date: September 1.						
<b>St. Paul Apartment and Minneapolis Dormitory Revenue Bonds of 1957 . . . . .</b>	2 7/8%	70,581.25	2,803,000.00	50,000.00	373,000.00	2,430,000.00
Bonds dated October 1, 1957 (registered). Due: Annual installments 1960-1997. Bond Holder: United States of America Housing and Home Finance Administra- tion. Type: Callable, all or portion, on any interest date without premium while held by this agency. Interest payment dates: April 1 and October 1. Principal payment date: October 1.						

**NOTES AND BONDS PAYABLE – OUTSTANDING**  
**June 30, 1968**

**EXHIBIT I**

	Rate	Interest Paid 1967-68	Original Principal	Principal Paid 1967-68	Principal Paid To Date	Principal Outstanding June 30, 1968
<b>Duluth Dormitory Bonds of 1958 (Series A)</b> . . . . . Bonds dated January 1, 1958 (registered). Due: Annual installments 1961-1998. Bond Holder: United States of America Housing and Home Finance Administration. Type: Callable, all or portions on any interest date without premium while held by this agency. Interest payment date: January 1 and July 1. Principal payment date: January 1.	2 7/8%	\$3,363.75	\$ 131,000.00	\$ 2,000.00	\$ 16,000.00	\$ 115,000.00
<b>Duluth Dormitory Bonds of 1958 (Series B)</b> . . . . . Bonds dated January 1, 1958 (registered). Due: Annual installments 1961-1998. Bond Holder: United States of America Housing and Home Finance Administration. Type: Callable, all or any portion, on any interest date without premium while held by this agency. Interest payment dates: January 1 and July 1. Principal payment date: January 1.	2 3/4%	5,197.50	214,000.00	4,000.00	29,000.00	185,000.00
<b>Parking Lots Loan</b> . . . . . Notes dated October 2, 1961. Quarterly payments of \$7,456.77 (annual \$29,827.08) includes principal and interest. Payments quarterly over a 10-year period. Payment dates: December 31, March 31, June 30, and September 30.	2 3/4%	3,004.41	259,998.00	26,822.67	167,568.54	92,429.46
<b>Campus Club Improvements (Air Conditioning)</b> Notes dated November 2, 1961. Quarterly payments of \$1,019.76 (annual \$4,079.04) includes principal and interest. Payments quarterly over a 10-year period. Payment dates: February 2, May 2, August 2, and November 2.	2 3/4%	902.46	49,998.00	3,176.58	19,173.54	30,824.46
<b>St. Paul Apartment Revenue Bonds of 1961</b> . . . . . Bonds dated April 1, 1961 (registered). Due: Annual installments 1972-2001. Bond Holder: United States of America Housing and Home Finance Administration. Type: Callable, all or portion, on any interest date without premium while held by this agency. Interest payment dates: October 1 and April 1. Principal payment date: April 1.	3 1/2%	38,675.00	1,105,000.00			1,105,000.00
<b>St. Paul Apartment Revenue Bonds of 1961</b> . . . . . Bonds dated April 1, 1961 (coupon). Due: Annual installments 1963-1971. Bond Holder: First National Bank of Minneapolis Type: Negotiable, serial, coupon bonds payable to bearer. Interest payment dates: April 1 and October 1. Principal payment date: April 1.	2.85%	2,280.00	145,000.00	20,000.00	85,000.00	60,000.00
<b>Medical Student Center</b> . . . . . Notes dated January 31, 1964 to be repaid in eight annual installments beginning September 1, 1965.	2 3/4%	34.35	34,998.00	4,998.00	34,998.00	
<b>Tweed Art Gallery</b> . . . . . Notes dated December 16, 1963 with Mrs. Alice Tweed Touhy to be repaid in eight annual installments, 2 @ \$5,000.00 and 6 @ \$10,000.00.	2 1/2%		70,000.00	10,000.00	40,000.00	30,000.00



**NOTES AND BONDS PAYABLE – OUTSTANDING**

**June 30, 1968**

**EXHIBIT I**

	Rate	Interest Paid 1967-68	Original Principal	Principal Paid 1967-68	Principal Paid To Date	Principal Outstanding June 30, 1968
<b>Northrup Air Conditioning</b> . . . . . Notes dated January 31, 1964 to be repaid in eight annual installments beginning September 1, 1965.	2 3/4%	\$2,612.49	\$150,000.00	\$19,999.98	\$59,999.97	\$90,000.03
<b>1964 Parking Ramp Loan</b> . . . . . Notes dated November 2, 1964. Interest payable quarterly. Annual payments of \$210,000.00 on principal beginning November 1, 1965 with a final balloon payment of \$1,260,000.00 due on November 1, 1974.	2 7/8%	75,468.72	3,150,000.00	210,000.00	630,000.00	2,520,000.00
<b>Variety Club Heart Hospital Addition</b> . . . . . Notes dated July 8, 1964. Interest payable quarterly. Ten annual payments of \$31,500.00 on principal beginning September 1, 1965.	2 3/4%	1,082.82	315,000.00	94,500.00	315,000.00	
<b>Morris Dormitory Revenue Bonds of 1964</b> . . . . . Bonds dated April 1, 1964. Due: Annual installments 1967-2004. Bond Holder: United States of America Housing and Home Finance Administra- tion. Interest payment dates: October 1 and April 1. Principal payment date: April 1.	3 5/8%	17,182.50	480,000.00	6,000.00	12,000.00	468,000.00
<b>Duluth Dormitory Revenue Bonds of 1964</b> . . . . . Bonds dated January 1, 1964. Due: Annual installments 1967-2004. Bond Holder: United States of America Housing and Home Finance Administra- tion. Interest payment dates: July 1 and January 1. Principal payment date: January 1.	3 5/8%	23,707.50	670,000.00	8,000.00	16,000.00	654,000.00
<b>Land Purchase at Crookston</b> . . . . . Contract for Deed – Henry Borgman. Annual installments to be paid on January 15, 1966 thru 1979.	5%	2,357.14	55,000.00	3,928.57	11,785.71	43,214.29
<b>Parking Ramp Addition</b> . . . . . Notes dated July 8, 1964. Quarterly interest payments. Principal repaid in ten installments beginning September 1, 1965.	2 3/4%	5,183.70	259,998.00	259,999.98	77,999.97	181,998.03
<b>Owre Hall Addition and Air Conditioning</b> . . . . . Notes dated June 7, 1966. Ten installments of \$19,800.00 each (annual \$39,600.00) includes principal and interest. Payments semi-annual over a 10-year period. Payment dates: June 1 and December 1.	2 7/8%	4,269.36	198,000.00	39,600.00	79,200.00	118,800.00
<b>Purchase of General Motors Storehouse Facilities Building</b> . . . . . Notes dated March 1, 1966. Twenty installments fo \$16,200.00 each (annual \$32,400.00) includes principal and interest. Payments semi-annual over a 10-year period. Payment dates: March 1 and September 1.	3%	6,075.00	324,000.00	32,400.00	145,800.00	178,200.00
<b>Pedestrian Canopy-Washington Avenue Bridge</b> Note dated October 1, 1965. Quarterly payments of \$2,406.25 each (annual \$9,625.00) interest only. Principal to be repaid on or before October 1, 1967. Payment dates: January 1, April 1, July 1, and October 1.	2 3/4%	4,812.50	350,000.00	350,000.00	350,000.00	

**NOTES AND BONDS PAYABLE – OUTSTANDING**

**June 30, 1968**

**EXHIBIT I**

	Rate	Interest Paid 1967-68	Original Principal	Principal Paid 1967-68	Principal Paid Ro Date	Principal Outstanding June 30, 1968
<b>Planetarium – Duluth Campus . . . . .</b>	2 3/4%	\$ 5,225.00	\$190,000.00			\$190,000.00
Note dated October 1, 1965. Quarterly payments of \$1,306.25 each (annual \$5,225.00) interest only. Principal to be repaid on or before October 1, 1975. Payment dates: January 1, April 1, July 1, and October 1.						
<b>Land Purchase at Morris . . . . .</b>	5%	2,800.00	70,001.00	7,000.00	21,000.00	49,001.00
Contract for Deed – E. L. Johnson Annual payment of \$7,000.00 principal only. Interest payable at 5%. Payment date: February 15, principal and interest.						
<b>Land Purchase at St. Paul . . . . .</b>	3 1/2%	700.00	30,000.00	10,000.00	20,000.00	10,000.00
Note dated January 20, 1966. Annual payments of \$10,000.00 principal only. Interest payable at 3 1/2%. Payment dates: January 31, 1967, 1968, and 1969.						
<b>Land Purchase at Cedar Creek . . . . .</b>	3 1/2%	385.00	11,000.00	5,500.00	5,500.00	5,500.00
Note dated November 15, 1966. Annual payments of \$5,500.00 principal only. Interest payable at 3 1/2%. Payment dates November 15, 1967 and November 15, 1968.						
<b>Health Service Addition and Remodeling. . . . .</b>	3 1/2%	14,765.64	450,000.00	45,000.00	56,250.00	393,750.00
Notes dated January 4, 1967. Quarterly payment \$3,750.00 plus interest. Payments quarterly over an 8-year period. Payment dates: January 1, April 1, July 1, and October 1.						
<b>Morris Dormitory Revenue Bonds of 1966. . . . .</b>	3%	17,250.00	575,000.00			575,000.00
Bonds dated October 1, 1966. Due: Annual installments 1969-2006. Bond Holder: United States of America Housing and Home Finance Administra- tion. Type: Callable, all or portion, on any interest date without premium while held by this agency. Interest payment dates: April 1 and October 1. Principal payment date: April 1.						
<b>Services Terminal Building . . . . .</b>	5%	4,931.45	116,250.00	19,200.13	19,200.13	97,049.87
Note dated July 1, 1967. Monthly payments of \$2,193.78. Interest payable at 5%.						
<b>Residence Hall Complex – West Bank . . . . .</b>	3 3/4%	58,693.35	2,100,000.00	39,375.00	39,375.00	2,060,625.00
Notes dated September 1, 1967. Quarterly payments of \$4,375.00 plus interest with a balloon payment of \$529,375.00 plus interest due September 1, 1977. Interest payable at 3 3/4%.						
<b>Computer Facilities Acquisition – 6600 CDC . . . . .</b>	3 3/4%		472,700.00			472,700.00
Note dated 11-28-67. Annual payment of \$94,540.00, principal plus interest. Interest payable at 3 3/4%.						
<b>Campus Club Improvement Refunding Notes . . . . .</b>	4%		98,300.58			98,300.58
Notes dated June 2, 1968. Quarterly principal payments of \$8,191.71 plus interest @ 4% due September 1, December 1, March 1 and June 1. Final principal payment in the amount of \$8,191.77 due June 1, 1971.						
<b>Total Plant Funds . . . . .</b>		<u>\$502,272.88</u>	<u>\$21,082,243.57</u>	<u>\$1,310,403.43</u>	<u>\$4,250,533.75</u>	<u>\$16,831,709.82</u>

**NOTES AND BONDS PAYABLE – OUTSTANDING**

**June 30, 1968**

**EXHIBIT I**

	Rate	Interest Paid 1967-68	Original Principal	Principal Paid 1967-68	Principal Paid To Date	Principal Outstanding June 30, 1968
<b>LOAN FUNDS</b>						
<b>Metropolitan Bank Student Loan Fund . . . .</b>	2 3/4%	\$ 1,031.22	\$ 300,000.00	\$ 15,000.00	270,000.00	\$ 30,000.00
Note dated October 15, 1959. Interest payable quarterly. Annual principal payments of \$15,000.00 with a balloon payment of \$30,000.00 October 15, 1968. Special payments of \$15,000.00 each made July 15, 1964, and April 15, 1965.						
<b>Twin City Banks Student Loan Fund I . . . .</b>	2 3/4%	508.68	99,999.00	5,000.01	84,000.06	15,998.94
Notes dated October 16, 1961. Interest payable quarterly. Annual principal payments of \$5,000.01 due October 15, 1962 to October 15, 1970, with balance of \$54,998.91 due October 15, 1971. Prepayment privileges in multiples of \$2,000 on each interest date.						
<b>Twin City Banks Student Loan Fund II. . . .</b>	2 5/8%	616.86	99,999.00	5,000.01	79,000.05	20,998.95
Notes dated October 15, 1962. Interest payable quarterly. Annual principal payments of \$5,000.01 due October 15, 1963 to October 15, 1971 with balance of \$54,999.45 due October 15, 1972. Prepayment privileges in multiples of \$2,000 on each interest date.						
Total – Loan Funds. . . . .		\$ 2,156.76	\$ 499,998.00	\$ 25,000.02	\$ 433,000.11	\$ 66,997.89
Grand Total . . . . .		<u>\$504,429.64</u>	<u>\$21,582,241.57</u>	<u>\$1,335,403.45</u>	<u>\$4,683,533.86</u>	<u>\$16,989,707.71</u>