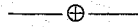


211

Bulletin of
The University of Minnesota

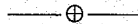
BUSINESS OFFICE



REPORT OF THE COMPTROLLER


FOR THE

YEAR ENDING JUNE 30, 1921



ALBERT J. LOBB
COMPTROLLER

Published by the University of Minnesota.
Minneapolis, Minnesota
1921



THE BOARD OF REGENTS

MEMBERS EX-OFFICIO

	The Governor of Minnesota	
J. A. O. PREUS - - - - -		Minneapolis
	The Commissioner of Education	
J. M. McCONNELL - - - - -		St. Paul
	The President of the University	
LOTUS D. COFFMAN - - - - -		Minneapolis

APPOINTED MEMBERS

Term: Six years. Term expires first Tuesday in March.

CHARLES L. SOMMERS, St. Paul - - - - -	1921
JOHN G. WILLIAMS, Duluth - - - - -	1921
L. E. POTTER, Springfield - - - - -	1921
FRED B. SNYDER, Minneapolis - - - - -	1922
C. W. GLOTFELTER, Waterville - - - - -	1922
PIERCE BUTLER, St. Paul - - - - -	1922
M. M. WILLIAMS, Minneapolis - - - - -	1925
DR. W. J. MAYO, Rochester - - - - -	1925
G. H. PARTRIDGE, Minneapolis - - - - -	1926

OFFICERS OF THE BOARD

FRED B. SNYDER - - - - -	President
M. M. WILLIAMS - - - - -	Vice President
ALBERT J. LOBB - - - - -	Secretary

THE BUSINESS OFFICE

ALBERT J. LOBB - - - - -	Comptroller
CLAYTON E. GRISWOLD - - - - -	Assistant Comptroller
PHILIP P. PHILLIPS - - - - -	Chief Accountant
CONRAD SEITZ - - - - -	Bursar
ROY S. CALLAWAY - - - - -	Purchasing Agent

LETTER OF TRANSMITTAL

PRESIDENT L. D. COFFMAN,
University of Minnesota.

Dear Sir:

I have the honor to submit herewith the Annual Report of the Comptroller of the University of Minnesota for the year ending June 30, 1921.

Respectfully submitted,

ALBERT J. LOBB,
Comptroller.

TABLE OF CONTENTS

	Page
BOARD AND OFFICERS.....	3
LETTER OF TRANSMITTAL.....	4
TABLE OF CONTENTS.....	5
INCOME SUMMARY.....	6
DISBURSEMENTS SUMMARY.....	7
HOW THE UNIVERSITY DOLLAR IS RECEIVED.....	8
HOW THE UNIVERSITY DOLLAR IS DISBURSED.....	9
CONSOLIDATED BALANCE SHEET.....	10, 11
CLASSIFICATION	
Salaries and Wages.....	12, 13
Supplies and Expenses.....	14, 15
Capital Outlay.....	16
DEPARTMENTAL ANALYSIS	
Administration.....	17
University General.....	17
College of Science, Literature, and the Arts.....	17
College of Engineering.....	18
Department of Agriculture.....	18
Medical School.....	19
School of Mines.....	19
PHYSICAL PLANT ANALYSIS	
Main Campus.....	20
Department of Agriculture.....	21
PERMANENT IMPROVEMENTS	
Fund Balances.....	22
Disbursements.....	23
SERVICE ENTERPRISES AND HEALTH SERVICE	
Receipts.....	24
Disbursements.....	25
TRUST FUNDS	
Receipts.....	26
Disbursements.....	27
MAYO FOUNDATION	
Investments.....	28
Expenditures.....	29
ENROLMENT.....	30
STUDENT FEES.....	31
GENERAL INVENTORY.....	32
Buildings.....	33-35
RECONCILIATION OF SUPPORT FUND WITH STATE AUDITOR.....	36-37
SUNDRY INCOME.....	38

INCOME SUMMARY

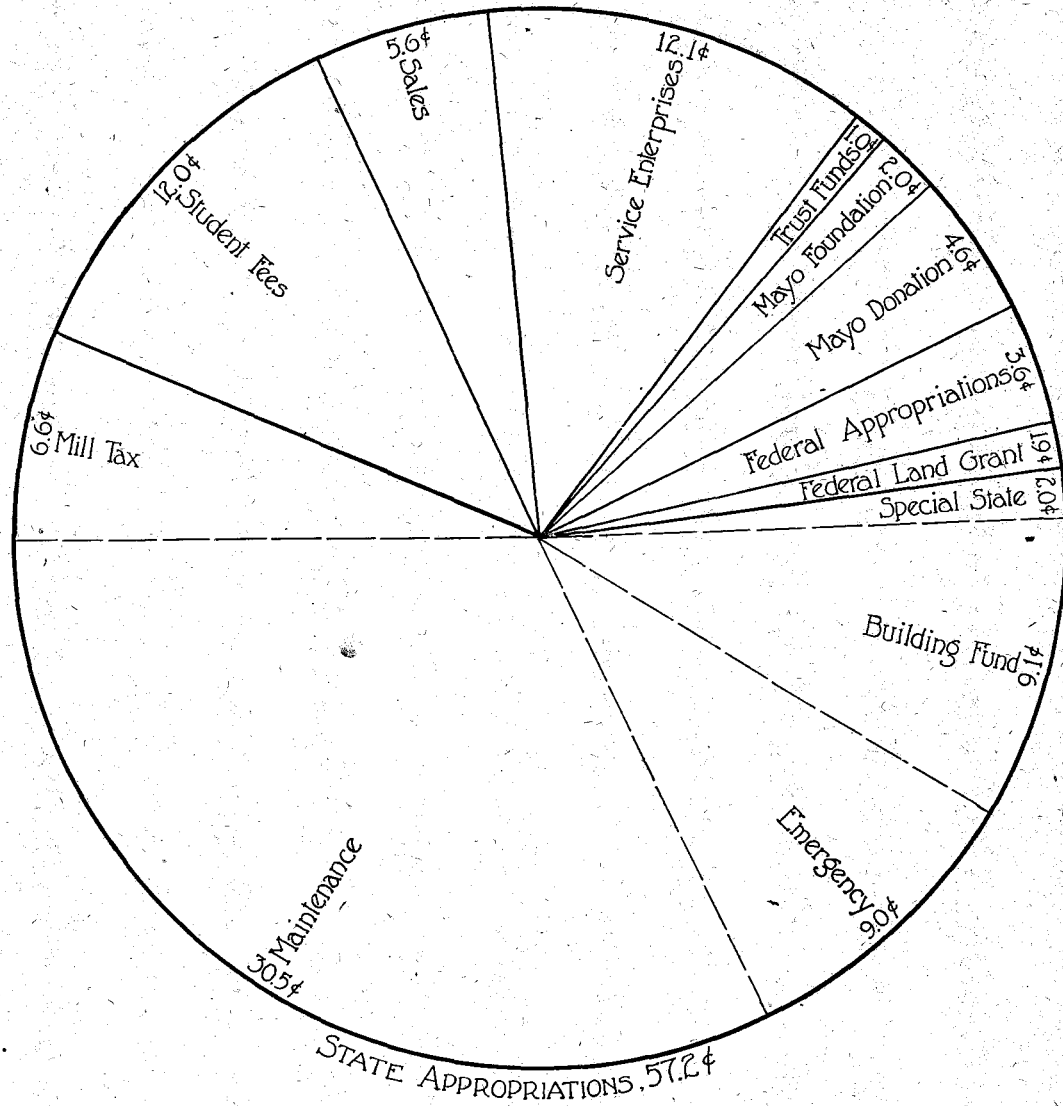
	1919-1920	Per Cent	1920-1921	Per Cent
FROM INTEREST				
Swamp Land Interest.....	\$ 30,210.00		51,119.65	
Land Grant—Contracts	9,102.44		8,552.49	
Land Grant—Bonds	5,400.00		7,090.00	
Land Grant—Invested Funds	65,170.17		47,957.65	
	\$ 109,882.61	3.1	\$ 114,719.79	2.6
FROM FEDERAL FUNDS				
Morrill Fund	25,000.00		25,000.00	
Nelson Fund	25,000.00		25,000.00	
Adams Fund	15,000.00		15,000.00	
Hatch Fund.....	15,000.00		15,000.00	
Smith-Lever Fund.....	111,809.73		124,225.55	
Smith-Hughes Fund.....	15,246.25		17,716.69	
Social Hygiene	17,250.00			
	224,305.98	6.2	221,942.24	5.1
FROM STATE				
23/100 Mill Tax.....	425,358.83		401,524.06	
Maintenance Appropriation.....	1,865,000.00		1,865,000.00	
Emergency Appropriation			547,179.00	
County Agents Appropriation.....	86,000.00		86,000.00	
Peat Soil Investigation.....	6,000.00		6,000.00	
Sandy Land Investigation.....	1,000.00			
Low Lime Soil Investigation.....			1,000.00	
Agricultural Extension.....	30,000.00		30,000.00	
	2,413,358.83	67.0	2,936,703.06	67.5
Buildings Fund not included (see below)	(542,492.42)		(554,302.61)	
FROM STUDENT FEES (Net)				
University Regular (Page 31).....	330,952.01		503,251.78	
Summer Session (Page 31).....	54,880.21		58,414.67	
Agriculture (Page 31).....	35,385.06		47,213.04	
Crookston	3,305.25		2,113.00	
Morris	4,534.63		2,767.60	
Federal Board Agriculture.....			9,251.10	
Extension Division.....	53,636.73		57,744.10	
Breakage	14,661.41		51,811.57	
	497,355.30	13.8	732,566.86	16.9
FROM SALES				
Dental Infirmary.....	37,921.30		52,041.67	
Elliot Hospital and Free Dispensary	18,753.20		33,273.91	
Agricultural Products.....	156,729.74		102,952.23	
Lyceum Lectures	51,042.44		45,627.65	
Advance Registry Testing.....	27,993.86		36,870.49	
Campus Rents and Sales.....	11,367.27		5,363.15	
Sundry (Page 38).....	50,979.57		66,874.88	
	354,787.38	9.9	343,003.98	7.9
	\$3,599,690.10	100.0	\$4,348,935.93	100.0
FROM STATE				
Building Fund (Page 22).....			165,492.42	
Special Buildings Appropriations...	328,000.00			
Special Land Appropriations.....	49,000.00		554,302.61	
	377,000.00			
Service Enterprises (Page 24).....	716,980.01		735,951.99	
Trust Funds (Page 26).....	73,922.82		63,961.26	
Mayo Foundation (Page 28).....	89,371.48		119,912.22	
Mayo Donation (Page 29).....	232,671.01		277,742.21	
	\$5,255,127.84		\$6,100,806.22	

DISBURSEMENTS SUMMARY

	Salaries and Wages	Supplies and Expense	Plant* Maintenance	Capital Outlay	Totals	Per Cent
Administration	\$ 114,529.82 ✓	\$ 18,624.83		\$ 1,140.45	\$ 134,295.10	3.3
General University.....	132,151.90	54,768.33		42,595.92	229,516.15	5.6
Science, Literature, and the Arts	512,873.04	17,033.46		11,624.62	541,531.12	13.3
College of Engineering.....	204,948.03	12,795.85		11,615.42	229,359.30	5.6
Department of Agriculture....	731,163.33	151,428.48		47,108.58	929,700.39	22.8
Medical School.....	197,200.46	18,297.56		6,644.73	222,142.75	5.5
Elliot Hospital.....	76,318.62	74,861.62	\$ 21,818.91	3,916.73	176,915.88	4.4
School of Chemistry.....	88,554.38	19,343.45		4,140.37	112,038.20	2.7
School of Mines.....	63,020.23	10,131.43		4,541.05	77,692.71	1.9
College of Dentistry.....	91,110.41	36,244.16		1,828.66	129,183.23	3.2
Law School.....	43,782.99	1,165.50		7,917.48	52,865.97	1.3
College of Pharmacy.....	23,447.57	2,808.38		429.26	26,685.21	.6
College of Education.....	108,757.79	7,495.70		1,424.21	117,677.70	2.9
Summer Session.....	46,682.39	5,700.77		20.96	52,404.12 ✓	1.3
University Extension.....	134,050.38	20,341.39		731.55	155,123.32 ✓	3.8
Graduate School.....	9,092.64	11,601.60		1,300.51	21,994.75	.5
School of Business.....	77,485.92	1,394.85		1,846.78	80,727.55	2.0
Physical Plant						
University (Page 20).....	93,811.03	4,476.63	259,768.36	6,761.34	364,817.36	9.0
Agriculture (Page 21).....	52,858.27	2,942.15	93,867.84	5,020.82	154,689.08	3.8
Crookston	58,880.66	17,025.28	19,138.93	2,013.00	97,057.87	2.4
Morris	49,133.36	14,194.27	17,370.01	4,457.42	85,155.06	2.1
Grand Rapids.....	16,246.64	9,760.07	3,642.55	3,128.65	32,777.91	.8
Duluth	10,815.14	4,537.37	334.93	555.30	16,242.74	.4
Waseca	9,225.86	5,107.84	1,842.54	1,946.16	18,122.40	.4
Zumbra Heights.....	10,944.68	1,631.19	1,490.82	2,198.48	16,265.17	.4
Totals	\$2,957,085.54	\$ 523,712.16	\$419,274.89	\$ 174,908.45	\$4,074,981.04	100.0
Building Funds (Page 23)....				836,463.62	836,463.62	
Service Enterprises (Page 25)	168,552.71	465,697.06	76,943.70	42,145.52	753,338.99	
Trust Funds (Page 27).....				72,590.96	72,590.96	
Mayo Donation (Page 29).....	208,821.34	68,920.87			277,742.21	
Mayo Foundation (Page 28)...				122,760.65	122,760.65	
Grand Total.....	\$3,334,459.59	\$1,058,330.09	\$406,218.59	\$1,248,869.20	\$6,137,877.47	

* Includes Gas, Electricity, Water, Ice, Building Repairs, Janitor Supplies, Laundry, Telephones, and Fuel.

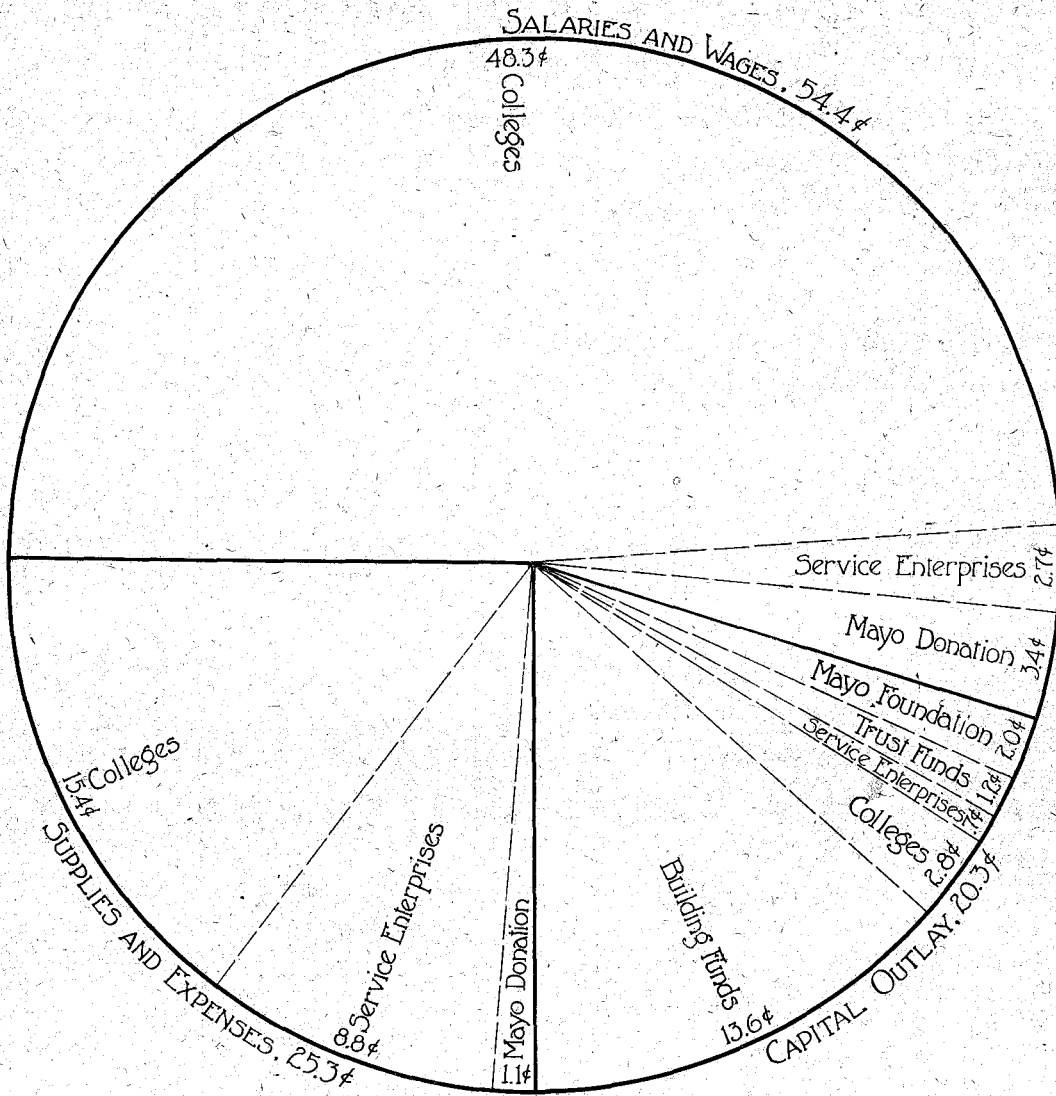
HOW THE UNIVERSITY DOLLAR IS RECEIVED



COMPARATIVE STATEMENT

Source	1919-20	1920-21	1920-21 Total
23/100 Mill Tax.....	8.0	6.6	\$ 401,524.00
Maintenance Appropriation.....	35.5	30.5	1,865,000.00
Emergency Appropriation.....	..	9.0	547,179.00
Building Fund Appropriation.....	9.3	9.1	554,302.61
Land Appropriation.....	.9	..	
Special State Appropriation.....	2.4	2.0	123,000.00
Total State Appropriations.....	56.1	57.2	\$3,491,005.67
Student Fees.....	9.5	12.0	732,566.86
Land Grant Income.....	2.1	1.9	114,719.79
Federal Appropriation.....	4.2	3.6	221,942.24
Sales.....	6.8	5.6	343,010.09
Service Enterprises.....	13.7	12.1	735,945.88
Trust Funds.....	1.4	1.0	63,961.26
Mayo Foundation.....	1.7	2.0	119,912.22
Mayo Donation.....	4.5	4.6	277,742.21
Totals.....	100.0	100.0	\$6,100,806.22

HOW THE UNIVERSITY DOLLAR IS DISBURSED



DISBURSEMENTS SUMMARY*

		Per Cent
SALARIES AND WAGES		
Colleges	\$2,957,085.54	48.3
Service Enterprises.....	168,552.71	2.7
Mayo Foundation.....	208,821.34	3.4
	<u>\$3,334,459.59</u>	(54.4)
SUPPLIES AND EXPENSES		
Colleges	\$ 942,987.05	15.4
Service Enterprises.....	542,640.76	8.8
Mayo Foundation.....	68,920.87	1.1
	<u>1,554,548.68</u>	(25.3)
CAPITAL OUTLAY		
Colleges	\$ 174,908.45	2.8
Building Funds.....	836,463.62	13.6
Service Enterprises.....	42,145.52	.7
Trust Funds.....	72,590.96	1.2
Mayo Foundation.....	122,760.65	2.0
	<u>1,248,869.20</u>	(20.3)
Total	<u>\$6,137,877.47</u>	100.0

* See page 7 for detail of College Totals.

CONSOLIDATED BALANCE SHEET

June 30, 1921

ASSETS AND RESOURCES

CURRENT		
Cash with State Treasurer (Pages 36-37)		
Support Fund.....	\$67,924.45	
Fuel Fund.....	686.82	
Revolving Fund.....	40,000.00	
		\$ 108,611.27
Fuel on hand.....		13,083.63
Livestock		145,522.40
Storehouse Stock.....		89,016.13
Departmental Supplies.....		304,367.77
ACCOUNTS RECEIVABLE		
Advance Registry Testing.....		3,058.49
War Service Tuition.....		90,422.91
Health Service.....		19,252.15
Service Enterprises.....		31.68
<i>Federal Government</i>		
Smith-Hughes		
Agriculture	\$ 3,370.83	
Education	16,761.42	
Crookston	1,500.00	
Morris	1,199.97	
		22,832.22
		\$ 796,198.65
SPECIAL FUND BALANCES		
University Building Program.....	\$ 35,355.09	
Buildings and Repairs.....	262,587.33	
Extraordinary Repairs.....	4,235.73	
Lands, Roads, and Paving.....	224.23	
Mayo Foundation.....	656.91	
Peat Soils Investigation.....	10.66	
Low Lime Land Investigations.....	359.09	
County Agents.....	6,455.30	
Agriculture Extension.....	322.32	
		310,206.66
INVESTMENTS		
Mayo Foundation.....	\$ 1,951,700.00	
Trust Funds.....	259,613.46	
Land Grant.....	2,079,217.87	
Trust Fund Loans.....	75,128.10	
Ludden Real Estate.....	53,575.00	
		4,419,234.43
PROPERTY		
Land	\$ 4,921,917.13	
Buildings	7,083,027.58	
Equipment	2,959,410.41	
		14,964,355.12
		\$20,489,994.86

CONSOLIDATED BALANCE SHEET

June 30, 1921

LIABILITIES AND SURPLUS

CURRENT LIABILITIES

Orders placed against 1920-21 Funds.....	\$ 68,539.27	
Breakage deposits refundable.....	29,242.55	
Summer Session Payroll.....	43,193.73	
Government Deposit on Uniforms.....	1,259.44	
County Agents Special.....	7,724.99	
Hog Cholera Serum.....	1,997.65	
Seed Cases.....	1,002.73	
Dupont Fellowship.....	499.98	
Trust Funds.....	12,628.84	
Commonwealth Research Fund.....	2,500.00	
Geological Survey.....	4,821.69	
Federal Smith-Lever.....	382.08	
Federal Social Hygiene.....	4,418.83	
Extension Division.....	4,374.88	
Research	1,627.99	
Sub-Stations	6,050.06	
		\$ 190,264.71
 RESERVE FOR CONTINGENT FUND.....		 40,000.00
 RESERVE FOR LIVESTOCK, STOREHOUSE STOCK AND DEPARTMENTAL SUPPLIES...		 538,906.30
 RESERVE FOR SPECIAL FUNDS.....		 310,206.66
 WORKING CAPITAL.....		 27,027.64
 SURPLUS		 19,383,589.55
		\$20,489,994.86

SUMMARY OF EXPENDITURES

1920-1921

SALARIES AND WAGES CLASSIFICATION

	GRAND TOTAL	DEANS	PROFESSORS	ASSOCIATE PROFESSORS	ASSISTANT PROFESSORS
Administration	\$ 114,529.82	\$ 7,400.00			
University General	132,151.90		\$ 2,999.92		\$ 4,800.00
College of Science, Literature, and the Arts	512,873.04	9,250.00	144,406.29	\$ 47,000.00	84,540.83
College of Engineering	204,948.03	3,916.67	36,944.44	17,645.77	24,525.92
Department of Agriculture	731,163.33	12,000.00	92,716.62	48,496.00	99,224.86
Medical School	197,200.46	6,000.00	55,069.92	36,518.23	9,757.73
Elliot Hospital	76,318.62				
School of Chemistry	88,554.38	4,000.00	15,300.00	8,400.00	12,340.00
School of Mines	63,020.23	5,000.00	11,500.00	9,450.00	4,800.00
College of Dentistry	91,110.41	5,000.00	16,800.00	14,341.68	16,549.95
Law School	43,782.99	6,500.00	29,000.00		
College of Pharmacy	23,447.57	5,000.00	5,600.00	2,750.00	
College of Education	108,757.79	6,000.00	20,502.50	5,000.00	22,430.00
Summer Session	46,682.39				
University Extension	134,050.38			3,250.00	2,603.33
Graduate School	9,092.64	2,750.00			
School of Business	77,485.92	5,500.00	3,750.00	9,600.00	15,900.00
Physical Plant	146,669.30				
Crookston	58,880.66		4,000.00		12,287.48
Morris	49,133.36		3,500.00		
Grand Rapids	16,246.64				
Duluth	10,815.14				2,400.00
Waseca	9,225.86				
Zumbra	10,944.68				2,700.00
Totals (Page 7)	\$2,957,085.54	\$78,316.67	\$442,089.69	\$202,451.68	\$314,860.10
Number		14	115	66.8	132.2
Average Salary		\$5,594.00	\$3,845.00	\$3,031.00	\$2,382.00

SUMMARY OF EXPENDITURES

1920-1921

SALARIES AND WAGES CLASSIFICATION

INSTRUC- TORS	LECTUR- ERS	FELLOWS, SCHOLARS, AND STUDENT ASSISTANTS	INSTRUC- TION SERVICE	EXECUTIVE HEADS	SERVICE MEN	CLERKS, STENOGR- PHERS, AND TELEPHONE OPERATORS	EXTEN- SION WORKERS AND DIRECTORS	FOREMEN, MECHAN- ICS, EN- GINEERS AND FIREMEN
		\$ 200.86		\$38,066.70		\$ 65,756.26	\$ 1,500.00	
\$ 9,358.31			\$ 4,000.00	10,907.10		26,319.25	11,050.00	\$2,334.35
126,452.86	\$14,752.26	29,318.06	25,701.68		\$7,353.32	18,994.67		1,400.00
83,559.31	3,440.01	2,909.10	2,853.81			9,507.81		14,110.00
106,625.00	600.00	2,975.98	26,596.70	3,040.00	43,935.59	65,373.84	133,981.34	9,480.00
22,939.95	437.50	15,186.85	21,278.42		11,242.98	10,402.31		1,800.00
2,730.97			7,275.00	5,016.67	2,494.46	7,074.77	1,800.00	1,700.80
14,500.00		750.00	16,700.00			3,743.73	2,200.00	2,000.00
7,200.01			3,144.96	3,100.00	1,400.00	3,300.00		3,360.00
14,456.65			2,014.53			8,297.50		
	1,600.00					1,993.67		
3,200.00		1,122.73	2,351.53		1,783.31	1,140.00		
38,267.78	3,300.00	225.00	2,600.00			8,929.76		
				4,000.00		12,163.68	12,350.00	
58,116.37			4,124.54			2,048.89		
25,567.58	3,000.00	3,262.50	8,800.00			1,595.84		
				8,023.23	330.00	15,524.78		33,608.81
10,183.31		900.00	1,380.00			5,818.39	500.00	
21,573.87						4,455.00	100.00	3,275.00
				3,000.00		1,200.00		1,200.00
						94.40		
				2,100.00		387.89		900.00
								1,500.00
\$544,731.97	\$27,129.77	\$56,851.08	\$128,821.17	\$77,253.70	\$68,539.66	\$274,122.44	\$163,481.34	\$76,668.96
268.8		114	149.2	25.7	62.6	261.3	109.8	50.1
\$1,825.00*		\$499.00	\$863.00	\$3,006.00	\$1,095.00	\$1,048.00	\$1,489.00	\$1,532.00

* Extension Instructors, \$54,228.87, omitted in averages.

SUMMARY OF EXPENDITURES

1920-1921

SALARIES AND WAGES CLASSIFICATION

PHARMA- CISTS AND SCIEN- TIFIC WORKERS	DINING ROOM HELP	MATRONS, NURSES AND MAIDS	JANITORS AND WATCHMEN	EDITORS AND ASSIST- ANTS	LIBRA- RIANS AND ASSIST- ANTS	LECTURES AND ENTER- TAIN- MENTS	SUMMER SESSION SALARIES	FARM AND MISCEL- LANEOUS LABOR
						\$ 1,400.00		\$ 146.00
		\$ 1,000.00		\$5,434.99	\$44,770.97	265.00		8,912.01
								3,703.07
								5,535.19
				1,300.00	9,299.93	612.00		74,905.47
\$ 4,225.00		849.32						1,492.25
3,610.05	\$5,537.07	35,416.60	\$ 3,345.67					316.56
					960.00			7,660.65
7,600.00								3,165.26
1,000.00		9,081.25	600.00					2,968.85
					4,645.00	44.32		
500.00								
						25.00		1,477.75
						226.59	\$45,475.80	
						41,207.10		329.90
		30.00				169.21		
								510.00
			78,210.97					10,971.51
		750.00				66.86		22,994.62
			900.00					15,329.49
								10,846.64
								8,320.74
								5,837.97
								6,744.68
\$16,935.05	\$5,537.07	\$47,127.17	\$83,056.64	\$6,734.99	\$59,675.90	\$44,076.08	\$46,475.80	\$192,168.61
8.7		59.9	70.8	5.6	51.4			
\$1,954.00		\$787.00	\$1,173.00	\$1,206.00	\$1,161.00			

SUMMARY OF EXPENDITURES

1920-1921

SUPPLIES AND EXPENSE CLASSIFICATION

	GRAND TOTALS	EQUIP- MENT REPAIRS	SUPPLIES FOR IN- STRUCTION	CHEMICALS AND LABORA- TORY SUPPLIES	LABORA- TORY GLASS- WARE	ADVERTISING, PUBLICATIONS AND BULLETINS	FREIGHT, EXPRESS AND DRAYAGE	FEED	POSTAGE	PROVISIONS
Administration	\$ 18,624.83	\$ 152.78				\$ 141.21			\$ 736.68	\$ 358.80
University General.....	54,768.33	307.61		\$ 21.02		22,279.82	\$ 5,721.96	\$ 18.28	2,962.29	191.00
College of Science, Literature, and the Arts.....	17,033.46	254.74	\$ 1,213.28	3,892.14	\$ 343.40	19.14	54.70	157.99	493.75	
College of Engineering.....	12,795.85	530.95	4,361.58	511.03	220.62	2.80	82.77		208.00	
Department of Agriculture.....	151,428.48	4,542.96	1,408.17	5,601.66	1,617.53	9,820.15	2,434.76	36,835.31	3,350.10	3,086.91
Medical School.....	18,297.56	142.94		19,446.93	1,233.33	415.78		308.07	741.35	
Elliot Hospital.....	74,861.62	562.57		621.81	91.24	69.64	24.75		283.00	44,959.82
School of Chemistry.....	19,343.45	611.67	40.36	9,421.33	5,284.88	27.99			48.00	
School of Mines.....	10,131.43	305.33	1,826.56	1,340.38	327.63	823.25	383.44		163.00	
College of Dentistry.....	36,244.16	139.85		31,314.91	7.29	1.03			154.00	
Law School.....	1,165.50	1.60							115.50	
College of Pharmacy.....	2,808.38			1,517.59	338.62			23.37	43.50	
College of Education.....	7,495.70	92.45	1,026.85	118.98	36.39		16.94		902.37	179.89
Summer Session.....	5,700.77	1.25	101.46	2,127.88	377.80	1,875.65		9.46	4.50	135.03
University Extension.....	20,341.39	38.86				3,068.23	10.38		2,639.46	
Graduate School.....	11,601.60			914.13	145.29	9,464.40		52.85	84.50	
School of Business.....	1,394.85	31.97							65.00	
Physical Plant										
University	4,476.63					39.19	105.36	262.31	32.25	
Agriculture	2,942.15	3,294.03								
Crookston	17,025.28	1,429.39	234.04			132.31	837.70	6,364.85	532.50	70.30
Morris	14,194.27	668.37	368.19	125.50	56.04	282.38	683.63	6,106.63	401.39	3.33
Grand Rapids.....	9,760.07	644.15		1.07		1,062.30	832.98	4,826.58	86.00	134.30
Duluth	4,573.37	252.08				313.83	94.52	2,377.59	40.00	
Waseca	5,107.84	363.43				196.35	65.30	2,348.17	19.00	
Zumbra	1,631.19	292.15					16.89	312.23	9.35	
Total (Page 7).....	\$523,712.16	\$14,661.13	\$10,580.49	\$67,976.36	\$10,080.06	\$50,035.45	\$60,003.69	\$60,003.69	\$14,155.49	\$49,119.38

SUMMARY OF EXPENDITURES

1920-1921

SUPPLIES AND EXPENSE CLASSIFICATION

SUMMARY OF EXPENDITURES

1920-1921

SUPPLIES AND EXPENSE CLASSIFICATION

SEEDS AND PLANTS	STATIONERY, PRINTING AND OFFICE SUPPLIES	BOOK- BINDING	GENERAL SUPPLIES	TRAVEL- ING EX- PENSES	KITCHEN UTENSILS
	\$15,959.71		\$ 1,016.08	\$ 259.57	
	9,125.56	\$1,907.37	8,659.67	3,573.75	
\$ 89.06	5,341.06		1,230.94	3,943.26	
	3,281.34		2,922.86	673.90	
1,559.57	15,673.26	204.33	20,327.44	44,830.81	\$ 95.52
	2,625.42		2,090.97	292.77	
	2,608.44		25,064.21	307.14	269.00
	2,101.22		1,549.82	258.18	
	1,353.12	14.00	1,817.98	1,776.74	
	1,264.37	48.10	3,120.31	194.30	
	442.82	394.23	30.00	181.35	
8.44	274.54		432.52	169.80	
	3,380.45		642.46	1,088.43	10.49
	905.55		159.99	2.20	
	6,441.41		916.86	7,226.19	
	378.02		212.46	349.95	
	958.21		87.10	252.57	
56.35	776.20		2,813.56	39.53	
739.11	1,677.29	34.08	3,493.69	1,455.36	24.66
293.99	1,343.76	37.39	2,995.40	773.83	54.44
428.29	65.35		1,306.07	372.98	
76.02	53.88		1,020.67	302.78	
168.25	61.38		1,822.13	63.83	
97.47	42.57		824.20	36.33	
<u>\$3,516.55</u>	<u>\$76,134.93</u>	<u>\$2,639.50</u>	<u>\$84,563.39</u>	<u>\$68,425.55</u>	<u>\$454.11</u>

DISBURSEMENTS SUMMARY

CAPITAL OUTLAY

	Totals	Typewriters and Adding Machines	Books	Apparatus and Instru- ments	Furniture and Furnish- ings	Tools, Implements and Machinery	Buildings	Livestock
Administration	\$ 1,140.45	\$ 529.69	\$ 30.00		\$ 537.89	\$.80	\$ 42.07	
General	42,595.92	360.45	29,846.68	\$ 227.50	12,065.17	53.86	42.26	
Science, Literature, and the Arts....	11,624.62	869.05	322.21	6,338.34	3,191.76	864.79	38.47	
Engineering	11,615.42	347.75		508.55	1,754.31	9,004.81		
Agriculture	47,108.58	1,803.34	5,256.38	4,690.03	8,497.49	3,850.21	1,776.84	\$21,234.29
Medical School....	6,644.73	253.13	16.50	5,906.10	466.93	2.07		
Hospital	3,916.73	170.10	21.57	1,007.15	2,563.26	6.98	147.67	
Chemistry	4,140.37	96.75		3,250.00	596.67	196.95		
Mines	4,541.05	125.55		1,645.61	438.01	2,331.88		
Dentistry	1,828.66	83.03	45.90	357.12	1,298.50	44.11		
Law School.....	7,917.48	170.10	7,483.15		264.23			
Pharmacy	429.26			390.12	16.00	23.14		
Education	1,424.21	232.26	272.03	32.64	815.14	65.54	6.60	
Summer Session...	20.96		4.65	12.50	3.81			
University Extension	731.55	177.30	397.00		157.25			
Graduate	1,300.51		782.86	451.51		66.14		
Business	1,846.78	338.28	2.00		1,506.50			
Physical Plant								
: University	6,761.34				5,051.92	656.43	1,052.99	
Agriculture	5,020.82				192.97	123.76	4,704.09	
Crookston	2,013.00			557.31	250.19	441.22	64.28	700.00
Morris	4,457.42	105.30	279.24	61.70	689.06	1,562.55	1,634.57	125.00
Grand Rapids	3,128.65	101.25	11.00		9.25	781.86	2,225.29	
Duluth	555.30				34.22	304.86	60.22	156.00
Waseca	1,946.16				83.91	166.63	1,645.62	50.00
Zumbra	2,198.48				56.13	628.14	1,514.21	
Totals (Page 7)	\$174,908.45	\$5,763.33	\$44,771.17	\$25,436.18	\$40,540.57	\$21,176.73	\$14,955.18	\$22,265.29

SUMMARY OF EXPENDITURES

DEPARTMENTAL ANALYSIS

	Salaries and Wages	Supplies and Expenses	Capital Outlay	Totals
ADMINISTRATION				
President's Office.....	\$ 21,097.16	\$ 1,283.29	\$ 107.07	\$ 22,487.52
Dean of Student Affairs.....	7,463.33	471.18	95.60	8,030.11
University Survey.....	110.00	668.93		778.93
Dean of Women.....	4,320.46	181.04	8.00	4,509.50
Housing Bureau.....	1,509.75	45.67	8.65	1,564.07
Registrar's Office.....	30,681.44	9,079.92	253.36	40,014.72
Address Book.....		3,487.30		3,487.30
Comptroller's Office.....	49,347.68	3,407.50	667.77	53,422.95
Totals	\$114,529.82	\$ 18,624.83	\$ 1,140.45	\$ 134,295.10
UNIVERSITY GENERAL				
Library	\$ 45,859.97	\$ 3,778.14	\$ 30,363.91	\$ 79,993.02
Physical Education—Men.....	11,375.00	415.51	115.01	11,905.52
Physical Education—Women...	16,334.44	507.58	429.50	17,271.52
Military Department.....	5,699.44	1,371.17	1.66	7,072.27
Editorial Department.....	3,361.68	15,000.79	94.35	18,456.82
President's Report.....		1,775.50		1,775.50
Daily Bulletins.....		5,489.60		5,489.60
Retired President's Office.....	720.00	3.72		723.72
General Service.....	10,462.91	309.18	121.00	10,893.09
General Storehouse	23,670.88	456.05	111.94	24,238.87
Zoological Museum.....	6,198.62	1,496.88	917.73	8,613.23
Alumni Association and Field Secretary	7,537.00	1,080.66	188.40	8,806.06
Freight and Express.....		5,717.71		5,717.71
Postage		2,016.14		2,016.14
General Travel.....		3,519.78		3,519.78
University Code.....		2,940.65		2,940.65
President's Residence.....			10,252.42	10,252.42
General	940.96	8,889.27		9,830.23
Totals	\$132,151.90	\$ 54,768.33	\$ 42,595.92	\$ 229,516.15
COLLEGE OF SCIENCE, LITERATURE, AND THE ARTS				
Administration	\$ 21,988.43	\$ 1,465.45	\$ 734.14	\$ 24,188.02
Animal Biology.....	35,440.98	2,231.83	541.12	38,213.93
Anthropology and Americaniza- tion	10,565.00	412.73	144.15	11,121.88
Astronomy	5,500.00	34.83		5,534.83
Botany	29,967.29	1,301.21	950.77	32,219.27
Comparative Philology.....	3,725.00	25.00		3,750.00
English	15,387.93	85.22	3.50	15,476.65
Geology and Mineralogy.....	24,971.25	4,254.05	1,294.27	30,519.57
German	19,500.00	152.24		19,652.24

SUMMARY OF EXPENDITURES

DEPARTMENTAL ANALYSIS

	Salaries and Wages	Supplies and Expenses	Capital Outlay	Totals
COLLEGE OF SCIENCE, LITERATURE, AND THE ARTS—Continued				
Greek	\$ 3,400.00	\$ 22.67		\$ 3,422.67
History	38,759.98	375.21	\$ 14.58	39,149.77
Latin	5,550.00	46.36		5,596.36
Mathematics	25,481.65	185.07		25,666.72
Music	25,169.00	383.66	1,439.22	26,991.88
Philosophy	6,081.45	28.23		6,109.68
Physics	37,129.62	2,335.23	3,688.48	43,153.33
Political Science.....	25,786.02	409.18	471.15	26,666.35
Psychology	24,775.00	1,369.87	1,933.46	28,078.33
Rhetoric	70,800.12	1,012.41	23.50	71,836.03
Romance Languages.....	58,029.10	231.89	9.60	58,270.59
Scandinavian	5,310.00	104.41	6.75	5,421.16
Sociology and Social and Civic Training Course.....	16,820.32	471.15	15.02	17,306.49
Journalism	2,734.90	95.56	354.91	3,185.37
Totals	\$512,873.04	\$ 17,033.46	\$ 11,624.62	\$ 541,531.12
COLLEGE OF ENGINEERING				
Administration	\$ 7,548.70	\$ 2,188.10	\$ 389.03	\$ 10,125.83
Chemical			725.00	725.00
Power House.....	4,282.26	546.26	141.88	4,970.40
Architecture	21,993.34	441.89	982.38	23,417.61
Civil	26,903.99	737.26	1,026.73	28,667.98
Mechanical	36,436.73	4,095.47	2,721.84	43,254.04
Electrical	25,341.84	1,581.45	1,703.65	28,626.94
Drawing and Descriptive Geome- try	31,265.73	210.65	121.67	31,598.05
Experimental	13,023.67	2,868.68	3,803.24	19,695.59
Mathematics and Mechanics....	38,151.77	126.09		38,277.86
Totals	\$204,948.03	\$ 12,795.85	\$ 11,615.42	\$ 229,359.30
DEPARTMENT OF AGRICULTURE				
Administration	\$ 21,492.88	\$ 3,803.84	\$ 89.10	\$ 25,385.82
Library	9,299.93	595.49	5,165.14	15,060.56
Physical Training	5,558.58	577.15	.25	6,135.98
Farm Maintenance	10,681.98	1,597.58	431.44	12,711.00
General Service	3,437.80	742.05	2.50	4,182.35
Photographic Laboratory	3,711.94	1,763.55	123.33	5,598.82
General		945.06	16.88	961.94
Publications	5,808.89	6,957.08	81.60	12,847.57
Extension	200,459.28	33,423.23	248.33	234,130.84
Agriculture, Forestry, and Home Economics	4,732.00	97.50		4,829.50

SUMMARY OF EXPENDITURES

DEPARTMENTAL ANALYSIS

	Salaries and Wages	Supplies and Expenses	Capital Outlay	Totals
DEPARTMENT OF AGRICULTURE—				
Continued				
School of Agriculture.....	\$ 27,368.47	\$ 3,726.84	\$ 1,119.92	\$ 32,215.23
Experiment Station.....	1,200.00			1,200.00
Short Courses.....	3,278.34	2,710.88		5,989.22
Biochemistry	30,101.74	2,937.47	1,614.96	34,654.17
Agricultural Economics.....	12,834.77	1,314.71	118.94	14,268.42
Agricultural Engineering.....	34,105.41	4,590.03	2,779.72	41,475.16
Agronomy and Farm Manage- ment	44,794.86	7,548.72	241.22	52,584.80
Animal Industry.....	123,126.04	55,888.45	25,179.01	204,193.50
Bee Keeping.....	7,740.00	716.80	566.85	9,023.65
Entomology	23,923.86	1,649.52	651.90	26,225.28
Forestry	24,287.62	4,630.19	982.95	29,900.76
Home Economics.....	36,625.15	3,173.92	5,054.41	44,853.48
Horticulture	30,985.32	3,665.13	685.52	35,335.97
Plant Pathology.....	32,062.93	2,974.62	1,126.44	36,163.99
Rhetoric	11,616.84	157.00		11,773.84
Soils	21,928.70	5,241.67	828.17	27,998.54
Totals	\$731,163.33	\$151,428.48	\$ 47,108.58	\$ 929,700.39
MEDICAL SCHOOL				
Administration	\$ 7,019.75	\$ 1,103.92	\$ 189.44	\$ 8,313.11
Work and Art Shop.....	5,217.52	421.26		5,638.78
Physiology	27,030.12	2,052.19	197.21	29,279.52
Anatomy	36,015.34	4,167.50	333.70	40,516.54
Obstetrics	11,147.66	309.58	22.50	11,479.74
Pharmacology	14,666.66	2,348.54	35.11	17,050.31
Surgery	19,505.58	1,211.91	50.80	20,768.29
Ophthalmology and Oto-Laryn- gology	5,362.50	116.86	206.93	5,686.29
Medicine	22,866.02	1,157.20	202.25	24,225.47
Pediatrics	10,879.77	1,147.93	19.61	12,047.31
Pathology and Public Health..	20,960.35	2,167.01	552.93	23,680.29
Bacteriology and Immunology..	16,076.69	1,980.21	4,834.25	22,891.15
Embalming	452.50	113.45		565.95
Totals	\$197,200.46	\$ 18,297.56	\$ 6,644.73	\$ 222,142.75
SCHOOL OF MINES				
Education	\$ 36,791.87	\$ 5,777.30	\$ 3,483.29	\$ 46,052.46
Experiment Station.....	20,609.36	4,008.75	868.22	25,486.33
Tax Commission.....	5,619.00	345.38	189.54	6,153.92
Totals	\$ 63,020.23	\$ 10,131.43	\$ 4,541.05	\$ 77,692.71

PHYSICAL PLANT ANALYSIS

MAIN CAMPUS*

Administration Salaries.....	\$ 12,956.15
Administration Supplies.....	467.34
Postage	32.25
Building Repairs.....	68,422.80
Building Repairs—Special.....	18,305.77
Building Repairs—Fire Damage.....	926.50
Building Repairs—Extraordinary.....	1,004.73
Heating Plant Supplies.....	8,208.37
Heating Plant Coal and Ash Handlers.....	2,583.15
Heating Plant Engineers and Fireman.....	10,834.20
Heating Plant Steamfitters.....	1,766.81
Heating Plant Fuel.....	87,416.82
Janitors' Salaries.....	53,254.91
Janitors' Supplies.....	4,311.33
Laundry	16,535.82
Campus Maintenance.....	11,078.00
Telephone Service.....	10,003.16
Telephone Payroll.....	4,656.89
Telephone Supplies.....	67.88
Watchmen	5,045.00
Gas and Electricity.....	16,162.27
Water and Ice.....	5,518.30
General Supplies.....	1,672.63
President's Residence.....	1,322.06
Campus Houses Repairs.....	1,784.42
Furniture Repairs.....	1,402.23
Bible College Rental.....	2,100.00
Lockers	2,863.62
Outside Work.....	3,021.04
Armory Rental Refund.....	50.00
Baling Waste Paper.....	1,405.07
Lamps	2,017.76
Barn Supplies.....	348.11
Maintenance Automobiles.....	5,014.08
Mechanics and Foremen.....	2,257.89
 Total	 \$364,817.36

* Elliot Hospital and Service Enterprises omitted.

PHYSICAL PLANT ANALYSIS

DEPARTMENT OF AGRICULTURE

	Farm*	Crookston*	Morris*	Grand Rapids	Duluth	Waseca	Zumbra Heights
Administration, Salaries	\$ 4,208.41						
Supplies	218.49						
Building Repairs	20,439.99	\$ 2,579.12	\$ 3,348.21	\$2,175.06	\$146.07	\$1,216.39	\$ 350.87
Special	1,509.45						
Heating Plant, Supplies.....	8,464.78						
Coal and Ash Handlers...	2,756.20						
Engineers and Firemen...	15,425.88						
Fuel	50,557.04	14,602.10	12,317.12	903.97	6.60	302.45	1,022.87
Janitors' Salaries	17,691.06						
Supplies	2,425.77	309.72	270.06	67.05	20.40	23.89	
Laundry	1,701.35						
Campus Maintenance.....	530.74						
Telephone Service	4,790.67	358.45	331.24	74.61	77.19	96.15	55.12
Payroll	1,724.56						
Supplies	21.05						
Watchmen	2,220.00						
Gas and Electricity.....	886.01	954.73	371.20	416.73	84.67	165.54	61.96
General Supplies	656.46						
Lamps	1,133.42						
Water and Ice.....	2,598.07	334.81	732.18	5.13		38.12	
Mechanics and Foremen.....	2,895.00						
Miscellaneous Labor.....	5,937.16						
Moving Barracks	5,897.52						
Total	\$154,689.08	\$19,138.93	\$17,370.01	\$3,642.55	\$334.93	\$1,842.54	\$1,490.82

* Dormitories and Dining Hall omitted.

PERMANENT IMPROVEMENTS

FUND BALANCES

1920-1921

Building and Repair Fund

Balance, June 30, 1920.....	\$387,882.87	
Transfer to Building Program.....	2,936.24	

\$390,819.11

Disbursements (Page 23).....	128,231.78	
------------------------------	------------	--

\$262,587.33

Land and Paving Fund

Balance, June 30, 1920.....	\$ 21,058.57	
-----------------------------	--------------	--

Refund	5.50	
--------------	------	--

\$ 21,064.07

Disbursements (Page 23).....	20,839.84	
------------------------------	-----------	--

224.23

Maintenance Fund

Allotment from Support Fund.....	5,976.97	
----------------------------------	----------	--

Disbursements (Page 23).....	5,976.97	
------------------------------	----------	--

Building Program

Tax Collections

Year ending June 30, 1920.....	\$165,492.42	
--------------------------------	--------------	--

Year ending June 30, 1921.....	554,302.61	
--------------------------------	------------	--

\$719,795.03

Warrant cancelled.....	\$ 3.00	
------------------------	---------	--

Refund	75.00	
--------------	-------	--

78.00

\$719,873.03

Supervising Architect.....	\$ 1,424.40	
----------------------------	-------------	--

New Library Building.....	285.73	
---------------------------	--------	--

Campus Survey.....	1,392.78	
--------------------	----------	--

\$ 3,102.91

Disbursements (Page 23).....	681,415.03	
------------------------------	------------	--

684,517.94

35,355.09

Balance, June 30, 1921.....

\$208,166.65

**PERMANENT IMPROVEMENTS
DISBURSEMENTS**

1920-1921

Building and Repair Fund	Total	Land	Building	Equipment	Paving
Business Buildings, Storehouse, and Shops	\$ 1,000.00	\$ 1,000.00			
Addition to Shevlin Hall Dining Room	26,707.79		24,879.01	\$1,828.78	
Completion of Veterinary Barn....	1,422.86		1,422.86		
Crookston Dining Hall.....	54,579.42		53,063.95	1,515.47	
Morris New Dormitory.....	44,499.51		39,956.62	4,542.89	
Duluth Institute Hall.....	11.00		11.00		
Waseca Superintendent's House...	11.20		11.20		
	<hr/> \$128,231.78	<hr/> \$ 1,000.00	<hr/> \$119,344.64	<hr/> \$7,887.14	
Land and Paving Fund					
Zumbra Lands.....	14,005.50	14,005.50			
Crookston Paving.....	6,834.34				\$6,834.34
	<hr/> \$ 20,839.84	<hr/> \$14,005.50			<hr/> \$6,834.34
Maintenance Fund					
Crookston Stephens Hall.....	5,976.97		5,976.97		
	<hr/> \$ 5,976.97		<hr/> \$ 5,976.97		
Building Program					
Addition to Chemistry.....	234,876.92		234,876.92		
Addition to Sanford.....	201,754.94		\$201,754.94		
Addition to Chemistry, Horticulture, and Plant Pathology.....	87,467.02		87,467.02		
Morris Recitation Hall.....	71,234.43		71,234.43		
Crookston Cottage.....	16,550.39		16,550.39		
New Music Building.....	6,031.99		6,031.99		
New Library Building.....	5,504.50		5,504.50		
Elliot Hospital Addition.....	41,139.03		41,139.03		
Mines Experiment Station.....	1,144.46		1,144.46		
Morris Chimney.....	3,748.96		3,748.96		
Campus Survey.....	3,535.50		3,535.50		
Supervising Architect.....	1,492.39		1,492.39		
Administration Building.....	6,934.50		6,934.50		
	<hr/> \$681,415.03		<hr/> \$681,415.03		
Grand Totals.....	<hr/> \$836,463.62	<hr/> \$15,005.50	<hr/> \$806,736.64	<hr/> \$7,887.14	<hr/> \$6,834.34

SERVICE ENTERPRISES AND HEALTH SERVICE

RECEIPTS

	Balance June 30, 1920	Receipts	Appropriations	Total
Sanford Hall	\$ 4,180.84	\$ 35,962.27	\$20,000.00	\$ 60,143.11
Shevlin Hall.....	1,433.79O.D.	40,641.60		39,207.81
Minnesota Union	8,777.04	168,839.25		177,616.29
Coöperative Cottages	109.71	4,455.75		4,565.46
Board of Health.....	696.18O.D.	1,100.29		404.11
Inter Campus Trolley.....		7,539.03	8,982.46	16,521.49
Printing Department	30,594.40O.D.	93,915.61		63,321.16
Concert Courses	3,763.36	13,632.43		17,395.79
Farm Bookstore.....	1,037.33	27,731.63		28,768.96
Morris Bookstore.....	608.03O.D.	1,790.30		1,182.27
Crookston Bookstore	273.66	1,827.71		2,101.37
Feed Purchases	650.22	30,261.61		30,911.82
Farm Dormitories.....	2,817.95O.D.	12,020.44		9,202.49
Farm Dining Hall.....	207.50	98,060.51		98,268.01
Crookston Dining Hall.....	1,473.88O.D.	26,661.22		25,187.34
Morris Dining Hall.....	234.23	26,554.06		26,788.29
Cold Storage.....	1,587.22	85,729.04		87,316.26
Storehouse Sales	2,635.92O.D.	12,385.63		9,749.71
Totals.....	\$19,439.09O.D.	\$689,108.37	\$28,982.46	\$698,651.74
Health Service.....	17,090.20O.D.	46,843.62	5,250.00	35,003.42
Totals.....	\$36,529.29O.D.	\$735,951.99	\$34,232.46	\$733,655.16

O.D.—Overdrafts or investment.

SERVICE ENTERPRISES AND HEALTH SERVICE

DISBURSEMENTS

	Salaries and Wages	Supplies and Expense	Capital Outlay	Total	Balance June 30, 1921
Sanford Hall	\$ 9,853.90	\$ 22,862.24	\$10,852.42	\$ 43,568.56	\$16,574.55
Shevlin Hall.....	11,423.01	31,806.96	1,012.20	44,242.17	5,034.36 O.D.
Minnesota Union	33,797.28	119,114.58	3,841.34	156,653.19	20,963.10
Coöperative Cottages		3,858.01	106.77	3,964.78	600.68
Board of Health.....		1,710.37	58.87	1,769.24	1,365.13 O.D.
Inter Campus Trolley.....	2,684.80	13,836.69		16,521.49	
Printing Department	29,180.46	57,922.63	2,447.96	89,551.05	26,229.89 O.D.
Concert Courses.....	6,779.80	1,135.70	85.05	8,000.55	9,395.24
Farm Bookstore.....	4,392.01	18,301.93	8,125.83	30,819.77	2,050.81 O.D.
Morris Bookstore.....		593.70	1,410.65	2,004.85	822.08 O.D.
Crookston Bookstore		1,504.10	386.33	1,890.43	210.94
Feed Purchases		36,861.39		36,861.39	5,949.57 O.D.
Farm Dormitories.....	6,252.78	11,810.06	735.07	18,797.91	9,595.42 O.D.
Farm Dining Hall.....	20,801.80	60,655.05	4,034.36	85,491.21	12,776.86
Crookston Dining Hall.....	5,290.83	21,184.27	2,328.35	28,803.45	3,616.11 O.D.
Morris Dining Hall.....	5,683.91	20,763.61	296.55	26,744.07	44.22
Cold Storage.....	2,773.37	85,165.92		87,939.29	623.03 O.D.
Storehouse Sales		10,376.61	4,683.81	15,060.52	5,310.81 O.D.
Totals.....	<u>\$138,913.94</u>	<u>\$519,463.92</u>	<u>\$40,305.56</u>	<u>\$698,683.42</u>	<u>\$ 31,168 O.D.</u>
Health Service.....	29,638.77	23,176.84	1,839.96	54,655.57	19,652.15 O.D.
Totals.....	<u>\$168,552.71</u>	<u>\$542,640.76</u>	<u>\$42,145.52</u>	<u>\$753,338.99</u>	<u>\$19,683.83 O.D.</u>

O.D.—Overdrafts or investment.

TRUST FUNDS

RECEIPTS

	Balance June 30, 1920	Notes, Principal	Notes, Interest	Invested Funds	Fellowships, Scholarships and Prizes	Total
Ludden Trust	\$ 245.63	\$ 3,199.63	\$ 384.81	\$ 400.00		\$ 4,230.07
Gilfillan Trust.....	7,193.26	10,376.14	1,912.76	2,327.13		21,809.29
Ludden Estate	2,420.56	646.11	71.06	541.68		3,679.41
Ludden Real Estate.....	2,150.79	5,805.41	709.44	3,190.74		11,856.38
Ludden Microscope	103.03 O.D.	677.50	14.34			588.81
Elliot Trust	3,139.99	240.00		200.00		3,579.99
Shevlin Fellowship	600.00				\$ 2,000.00	2,600.00
Dorr Trust	3,433.00				1,500.00	4,933.00
Pathfinder Club Scholarship.....					100.00	100.00
Pi Lambda Theta Scholarship.....					50.00	50.00
Elizabeth Carse Scholarship.....					50.00	50.00
Argosy Club Scholarship.....					100.00	100.00
Gideon Memorial	15.05				25.00	40.05
Knights of Columbus War Fund..	991.72				13,832.23	14,823.95
Y. M. C. A. War Fund.....	186.00				13,487.40	13,673.40
R. E. Cutts Memorial.....	67.50				29.00	96.50
Albert Howard Scholarship.....	604.35				134.00	738.35
W. J. Bryan Prize.....	77.50				17.00	94.50
Sanford Memorial	89.04					89.04
John A. Johnson Memorial.....	97.18					97.18
Class of '89 Scholarship.....	50.00				61.38	111.38
Lion Club Scholarship.....					100.00	100.00
Pillsbury Oratorical Prize.....					175.00	175.00
School of Mines Scholarship.....					125.00	125.00
Peavey Debate Prize.....					100.00	100.00
Class of '90 Scholarship.....					150.00	150.00
School of Music Scholarship.....					1,228.50	1,228.50
	<u>\$21,258.54</u>	<u>\$20,944.79</u>	<u>\$3,092.41</u>	<u>\$6,659.55</u>	<u>\$33,264.51</u>	<u>\$85,219.80</u>

SUMMARY

Notes, Principal.....	\$20,944.79
Notes, Interest.....	3,092.41
Investments	6,659.55
Fellowships, Scholarships, and Prizes.....	33,264.51
Total (Page 6).....	<u>\$63,961.26</u>

TRUST FUNDS

DISBURSEMENTS

	Loans	Fellowships, Scholarships and Prizes	Investments	Balance, June 30, 1921
Ludden Trust	\$ 3,100.25		\$ 100.00	\$ 1,029.82
Gilfillan Trust.....	17,320.75		4,093.14	395.40
Ludden Estate	3,318.00			361.41
Ludden Real Estate.....	11,262.20		300.00	294.18
Ludden Microscope	572.00			16.81
Elliot Trust	1,300.00			2,279.99
Shevlin Fellowship		\$ 1,600.00		1,000.00
Dorr Trust		2,050.00		2,883.00
Pathfinder Club Scholarship.....		100.00		
Pi Lambda Theta Scholarship.....		50.00		
Elizabeth Carse Scholarship.....		50.00		
Argosy Club Scholarship.....		100.00		
Gideon Memorial		25.00		15.05
Knights of Columbus War Fund..		12,980.62		1,843.33
Y. M. C. A. War Fund.....		13,091.50		581.90
R. E. Cutts Memorial.....				96.50
Albert Howard Scholarship.....				738.35
W. J. Bryan Prize.....				94.50
Sanford Memorial				89.04
John A. Johnson Memorial.....				97.18
Class of '89 Scholarship.....				111.38
Lion Club Scholarship.....		100.00		
Pillsbury Oratorical Prize.....		175.00		
School of Mines Scholarship.....				125.00
Peavey Debate Prize.....		100.00		
Class of '90 Scholarship.....		150.00		
School of Music Scholarship.....		652.50		576.00
Totals.....	\$36,873.20	\$31,224.62	\$4,493.14	\$12,628.84

SUMMARY

Loans	\$36,873.20
Fellowships, Scholarships, and Prizes.....	31,224.62
Investments	4,493.14
Total (Page 7).....	\$72,590.96

MAYO FOUNDATION

1920-1921

Cash on hand July 1, 1920.....		\$3,505.34
Receipts: Maturities.....	\$ 38,000.00	
Interest.....	81,912.22	
	\$119,912.22	
Registry Fees.....	1.30	
		119,910.92
Investments June 30, 1920; to June 30, 1921.....		\$123,416.26
		122,759.35
Cash on hand June 30, 1921.....		\$ 656.91

INVESTMENTS JUNE 30, 1920, TO JUNE 30, 1921

Lot	Rate	Maturity	Par Value	Discount	Pre- mium	Accrued Interest	Net Cost
101 2	Fourth Liberty Loan.....	4¼ 1938	\$ 2,000.00	\$ 285.20		\$ 21.01	\$ 1,735.81
102 3	Fourth Liberty Loan.....	4¼ 1938	3,000.00	427.80		31.53	2,603.73
103 5	Fourth Liberty Loan.....	4¼ 1938	5,000.00	713.00		52.53	4,339.53
104 11	Fourth Liberty Loan.....	4¼ 1938	11,000.00	1,562.00		116.87	9,554.87
105 5	Fourth Liberty Loan.....	4¼ 1938	5,000.00	735.00		55.48	4,329.48
106 2	Fourth Liberty Loan.....	4¼ 1938	2,000.00	296.00		22.67	1,726.67
107 3	Fourth Liberty Loan.....	4¼ 1938	2,500.00	372.50		32.46	2,159.96
108 3	Fourth Liberty Loan.....	4¼ 1938	2,500.00	396.50		42.78	2,173.28
109 3	Fourth Liberty Loan.....	4¼ 1938	2,500.00	277.50		52.23	2,274.73
110 3	Fourth Liberty Loan.....	4¼ 1938	2,500.00	267.50		.28	2,232.78
111 4	Fourth Liberty Loan.....	4¼ 1938	3,500.00	392.00		4.95	3,112.95
112 5	Fourth Liberty Loan.....	4¼ 1938	9,000.00	1,229.40		40.37	7,810.97
113 3	Minn. Soldier's Bonus.....	5 1929	3,000.00	72.30		58.33	2,986.03
114 2	Minn. Soldier's Bonus.....	5 1929	2,000.00	47.60		43.33	1,995.73
115 25	Minn. Soldier's Bonus.....	5 1928	25,000.00	707.50		59.00	24,351.50
116 8	Minn. Soldier's Bonus.....	5 1928	8,000.00	226.40		30.00	7,803.60
117 6	Stearns County, Minn.....	6 1931	6,000.00		\$158.76	16.00	6,174.76
118 5	City of Rochester, Minn.....	6 1931	5,900.00		39.00	15.83	5,054.83
119 5	Minn. Soldier's Bonus.....	5 1928	5,000.00	165.65		68.75	4,903.10
120 20	Douglas County, Minn.....	6 1931	20,000.00		222.40	153.30	20,375.70
121 5	Dakota County, Minn.....	6 1936	5,000.00			68.34	5,068.34
Totals (Page 6).....			\$129,500.00	\$8,146.85	\$420.16	\$986.04	\$122,759.35

ENDOWMENT PRINCIPAL

Principal June 30, 1920.....	\$1,860,200.00
Maturities No. 10, No. 15, No. 52, No. 65.....	38,000.00
	\$1,822,200.00
Investments	129,500.00
	\$1,951,700.00

The Foundation also is the owner of 300 shares of Indiana and Illinois Coal Corporation No Par Value Common Stock.

MAYO FOUNDATION

The budgets and expenditures donated by Drs. William J. Mayo and Charles H. Mayo, and the Mayo Clinic for the fiscal year ending June 30, 1921 are as follows:

Budget	\$233,743.00
Expenditure	277,742.21

REPORT OF EXPENDITURES OF THE MAYO FOUNDATION

Rochester, Minnesota

(July 1, 1920, to June 30, 1921)

	Salaries	Supplies	Total
Administration	\$ 4,900.00	\$ 600.00	\$ 5,500.00
Publications	3,074.91	1,864.24	4,939.15
Library	842.48	2,103.83	2,946.31
Art Studio.....	2,006.00	222.43	2,228.43
Photographic	2,173.75	1,033.77	3,207.52
Animal Farm.....	6,530.54	23,256.85	29,787.39
Miscellaneous General Expenses.....		6,000.00	6,000.00
Pathology	18,397.79	5,713.83	24,111.62
Pathological Diagnosis.....	3,229.27	585.81	3,815.08
Pathological Necropsy.....	7,577.49	1,895.80	9,473.29
Experimental Biochemistry.....	14,142.31	3,858.98	18,001.29
Experimental Surgery and Pathology.....	16,313.71	3,226.30	19,540.01
Experimental Bacteriology.....	17,814.24	10,190.33	28,004.57
Experimental Metabolism.....	8,667.21	6,949.57	15,616.78
Clinical Laboratories.....	5,514.12	1,419.13	6,933.25
61 Fellows in Surgery	42,427.27		42,427.21
6 Fellows in Orthopedics.....	4,050.00		4,050.00
5 Fellows in Urology	4,236.12		4,236.12
8 Fellows in Oto-Laryngology	4,937.50		4,937.50
4 Fellows in Ophthalmology	1,912.50		1,912.50
41 Fellows in Internal Medicine	28,657.59		28,657.59
6 Fellows in Dermatology	2,991.60		2,991.60
3 Fellows in Pediatrics	1,600.00		1,600.00
4 Fellows in Roentgenology	1,675.00		1,675.00
4 Fellows in Pathology	2,250.00		2,250.00
4 Fellows in Clinical Pathology	2,900.00		2,900.00
Totals	\$208,821.34	\$68,920.87	\$277,742.21

These expenditures are for payroll, supplies and expenses only, and do not include any charge for housing, heating, or overhead. The visible assets available for the foundation as compiled by an expert inventory company are valued at \$1,750,000. In addition to this there are available for educational work 165,000 specimens, 85,000 slides, and 400,000 case records.

ENROLMENT

1920-1921

Collegiate—		
Science, Literature, and the Arts.....	3,963	
Engineering and Architecture.....	1,084	
Agriculture, Forestry, and Home Economics.....	757	
Medical*	411	
Chemistry	141	
Mines	165	
Dentistry	408	
Law	264	
Pharmacy	115	
Nursing	117	
Education	599	
Business	128	
Graduate	689	
War Specials.....	105	
Summer Session**.....	2,025	
	10,971	
Less Duplicates.....	1,117	9,854
Sub-Collegiate—		
Central School—Regular.....	827	
Central School—Vestibule.....	162	
Crookston	225	
Morris	233	
High School.....	215	
	1,662	
Less Duplicates.....	34	1,628
Short Courses—		
Dairy	187	
Gymnasium	167	
Gas Tractor.....	15	
Traction Engineering.....	21	
Library	39	
Home Nursing.....	61	
Boy Scout.....	26	
Crookston—Junior	77	
Morris—Farm Women.....	122	
Morris—Boys and Girls.....	95	
	810	
Less Duplicates.....	19	791
Extension Division.....	5,446	
Less Duplicates.....	181	5,265
	17,538	17,538

* 50 Serving internships.

** 828 Regular students in Summer Session.

STUDENT FEES

UNIVERSITY	Summer Session	Regular	
Science, Literature, and the Arts.....	\$10,767.74	\$201,101.10	
Music	780.00	14,371.00	
Engineering	3,460.76	79,146.99	
Medical	8,531.75	57,340.22	
Chemistry	658.85	11,356.28	
Mines		13,756.19	
Dentistry	3,696.10	73,533.44	
Law	1,590.71	19,451.25	
Pharmacy	60.00	9,587.37	
Education	9,093.50	23,154.75	
Graduate	3,107.00	2,878.50	
Business	495.72	8,229.49	
Gymnasium	454.50	8,230.05	
Organ and Piano Rental.....	176.25	625.75	
High School.....	640.97	4,338.00	
Laboratory	660.00	73.50	
Diplomas	125.00	310.00	
Summer Session Registration.....	10,405.00		
Embalming		135.00	
High School Gymnasium.....		852.50	
Dental Hygiene.....	10.00	522.50	
Nurses		1,395.00	
Public Health.....		250.00	
Education Psychology.....	2.00	239.00	
Rhetoric		420.70	
Federal Board.....	663.15		
Total		\$531,298.58	
Refunds		28,046.80	
			\$503,251.78
AGRICULTURE			
School		\$3,603.84	
College		39,410.26	
Music		1,655.00	
Gymnasium		1,871.93	
Service		440.50	
Summer Session.....	3,473.00		
Short Course.....		1,500.86	
General		7.60	
Miscellaneous		377.22	
Total	\$58,852.00	\$48,867.21	
Refunds	437.33	1,654.17	
			47,213.04
Summer Session Fees, Net.....	\$58,414.67		
Regular Fees, Net.....			\$550,464.82

GENERAL INVENTORY

June 30, 1921

	Lands	Buildings	Equipment	Supplies	Livestock	Total
Main Campus.....	\$2,054,500.00*	\$4,581,577.51	\$2,446,269.89	\$262,514.18	\$ 436.70	\$ 9,345,298.28
Farm Campus.....	419,300.00	1,510,377.40	394,534.56	99,312.41	81,951.00	2,505,475.37
Sub-Stations	(296,664.20)	(991,072.67)	(112,522.75)	(31,557.31)	(63,134.70)	(1,494,951.63)
Crookston	91,743.73	411,743.03	45,912.80	8,379.06	15,466.50	573,245.12
Morris	31,755.00	455,326.44	41,499.45	15,028.08	16,964.20	560,573.17
Duluth	21,605.47	27,930.00	4,683.52	1,287.50	7,121.00	62,627.49
Grand Rapids.....	34,095.00	40,892.00	5,211.72	2,086.00	16,012.00	98,206.72
Waseca	30,752.50	20,011.20	4,283.50	1,056.85	6,246.00	62,350.05
Zumbra Heights.....	33,472.50	14,210.00	6,587.32	839.71	725.00	55,834.53
Cloquet	53,240.00	11,860.00	1,921.54	2,165.11	600.00	69,786.65
Itasca Park.....		9,100.00	2,422.90	715.00		12,237.90
Federal Land Grant.....	2,000,000.00					2,000,000.00
Athletic Field.....	25,000.00					25,000.00
Free Dispensary.....	2,000.00					2,000.00
Regents' Addition.....	12,500.00					12,500.00
Salt Spring Lands.....	28,778.00					28,778.00
Inter-Campus Trolley...	83,174.93		6,083.21			89,258.14
Totals (Page 10)...	\$4,921,917.13	\$7,083,027.58	\$2,959,410.41	\$393,383.90	\$145,522.40	\$15,503,261.42

* Revaluation as of 1914.

UNIVERSITY BUILDINGS

June 30, 1921

MAIN CAMPUS

Alice Shevlin Hall.....	\$ 119,707.79
Animal Biology.....	200,000.00
Armory.....	87,000.00
Barn.....	1,000.00
Chemistry.....	617,376.92
Dentistry.....	75,000.00
Education.....	100,000.00
Electrical Engineering.....	20,232.00
Elliot Hospital.....	251,139.03
Experimental Engineering.....	100,000.00
Folwell Hall.....	375,000.00
Greenhouse.....	13,825.00
Heating Plant with Tunnels.....	328,599.00
Shops.....	6,000.00
Institute of Anatomy.....	244,000.00
Institute of Health and Pathology.....	100,000.00
Law Building.....	63,000.00
Library.....	179,000.00
Main Engineering.....	240,000.00
Mechanic Arts.....	40,000.00
Mechanical Engineering.....	32,000.00
Millard Hall.....	262,000.00
Minnesota Union.....	104,660.00
Music Building.....	12,450.00
Observatory.....	2,266.00
Ore Testing Works.....	12,500.00
Pharmacognosy Plant Laboratory.....	10,000.00
Pharmacy.....	90,000.00
Physics Building No. 2.....	66,000.00
Pillsbury Hall.....	138,000.00
Sanford Hall.....	291,754.94
School of Mines.....	145,000.00
Storehouse.....	14,523.49
Woman's Gymnasium.....	125,000.00
Automobile Shed.....	1,600.00
New Music Building.....	6,031.99
New Library.....	5,504.50
Mines Experiment (new).....	1,144.46
Administration Building.....	6,934.50
Campus Houses.....	73,300.00
University Free Dispensary.....	15,000.00
Building Survey.....	5,027.89

Total\$4,581,577.51

FARM CAMPUS

Farm House and Apiary.....	\$ 20,000.00
Home Buildings.....	15,750.00
Soils Survey Laboratory.....	8,000.00
Dairy Hall.....	42,500.00
Industrial Botany.....	66,000.00
Storehouse.....	3,000.00
Hog Barn.....	3,000.00
Sheep Barn.....	3,000.00
Horticulture.....	75,000.00

Power House: Addition.....	30,000.00
Equipment.....	60,000.00
Pendergast Hall.....	36,500.00
Dining Hall.....	80,000.00
Girls' Dormitory.....	42,000.00
Girls' Dormitory No. 2.....	45,000.00
Boys' Dormitory.....	35,000.00
Meat House.....	7,500.00
Veterinary and Addition.....	34,800.00
Chemistry.....	40,000.00
Poultry House.....	3,000.00
Poultry Practice House.....	3,465.00
Poultry Hospital.....	175.00
14 Poultry Colony Groups.....	420.00
18 Poultry Colony Groups.....	270.00
Poultry House No. 1.....	268.00
Poultry House No. 2.....	125.00
Poultry House No. 3.....	275.00
Poultry Laying House.....	164.00
Poultry Brooder House.....	2,400.00
Machinery Building.....	6,500.00
Live Stock Pavillion.....	32,000.00
Main Building.....	200,000.00
Insectary Spray Laboratory.....	2,000.00
Root Cellar.....	500.00
Shop and Fire Barn.....	4,000.00
Dairy Nutrition Barn.....	29,500.00
Water Tank.....	4,000.00
Hog Cholera Vaccine.....	3,000.00
Bleeding Building No. 1.....	800.00
Scale Room and Shed.....	450.00
Hyperimmune Shed No. 2.....	3,110.00
Bleeding Building No. 2.....	4,300.00
Animal Building No. 1, No. 2.....	3,600.00
Swamp Fever Stable.....	700.00
Cold Storage.....	18,000.00
Agricultural Engineering.....	160,000.00
Shops.....	100,000.00
Home Economics and Addition.....	92,850.00
Greenhouse 7-14.....	8,000.00
Greenhouse 3-6.....	12,500.00
Greenhouse 1-2.....	2,500.00
Botany Field House, new.....	1,400.00
Bull Barn.....	1,385.00
Entomology Machine Shed.....	300.00
Botany Field House, old.....	80.00
Horse Barn.....	8,800.00
Hog Barn.....	700.00
Gymnasium.....	81,267.54
Seed Storage Plant (new 1918).....	15,000.00
Beef Cattle Barn.....	28,500.00
2 Silos (1917).....	1,600.00
Veterinary Barn (new 1920).....	25,422.86

Total\$1,510,377.40

UNIVERSITY BUILDINGS

JUNE 30, 1921

CROOKSTON

Robertson Hall.....	\$ 23,600.00
Kiehle Building.....	38,500.00
Home Economics.....	12,000.00
Owen Hall.....	23,700.00
Stevens Hall.....	37,000.00
Hill Building.....	36,000.00
Dwelling House No. 1.....	4,450.00
Dwelling House No. 2.....	4,900.00
Horse Barn.....	5,000.00
Machine Shed No. 1.....	1,000.00
Machine Shed No. 2.....	2,000.00
Poultry Brooder House.....	1,000.00
Hog Barn.....	1,500.00
Poultry House.....	1,500.00
Dairy Barn.....	4,075.00
Sheep Barn.....	1,200.00
Superintendent's House.....	3,500.00
Cottage Nos. 1, 2, 3, 4.....	10,400.00
Poultry House—Frame.....	150.00
Poultry House—Cement.....	150.00
Horticulture Tool House.....	50.00
Paint Supply House.....	75.00
Greenhouse and Implement House.....	1,500.00
Grain Storage.....	6,000.00
Heating and Power House, Tunnels..	42,680.00
Senior Hall.....	37,800.00
Ice House.....	110.00
Concrete Silo.....	394.00
Clay Block Silo.....	384.00
Cottage No. 5.....	2,685.00
Garage.....	600.00
Poultry House.....	150.00
New Dining Hall.....	89,539.63
Four Family Flat.....	16,550.40
Root Cellar.....	1,000.00
Bull Pen.....	400.00
Wind Mill.....	200.00

\$ 411,743.03

MORRIS

Superintendent's Cottage.....	\$ 4,000.00
Spooner Hall.....	50,000.00
Seedhouse.....	1,800.00
Poultry House.....	800.00
Office.....	15,000.00
Machine Shed.....	1,000.00
Faculty Building.....	10,000.00
Horse Barn.....	2,000.00
Home Economics.....	12,000.00
Ice House.....	100.00
Hog House.....	700.00
Heating Plant.....	38,748.96
Girls' Dormitory.....	50,000.00

Forge Shop and New Engineering Building.....	26,200.00
Cow Barn and Silo.....	8,000.00
Agronomy Building.....	12,000.00
Farm Cottage.....	3,800.00
Milk House.....	1,080.00
New Dining Hall.....	70,000.00
Hog Barn.....	4,000.00
Custodian's Cottage.....	4,300.00
Boys' Dormitory.....	68,053.05
Silo.....	390.00
Six Hog Houses.....	120.00
Recitation Hall.....	71,234.43

Totals \$ 455,326.44

DULUTH

Machine Shed.....	\$ 1,328.00
Poultry House.....	1,272.00
Farm House.....	4,688.00
Pump and Milk House.....	888.00
Poultryman's Cottage.....	2,693.00
Superintendent's Cottage.....	6,500.00
Horse Barn.....	2,500.00
Dairy Barn.....	4,470.00
Hog Barn.....	1,080.00
Garage.....	500.00
Granary and Tool House.....	500.00
Herdsmen's Cottage.....	1,511.00

Total \$ 27,930.00

GRAND RAPIDS

Superintendent's Residence.....	\$ 3,800.00
Farm House (Potato Cellar Addition)	8,142.00
Poultryman's Residence (Remodelled)	3,000.00
Dairy Barn No. 1 and Silo.....	4,000.00
Dairy Barn No. 2 and Silo.....	4,000.00
Hog Barn.....	300.00
Granary and Lean-to.....	500.00
Root Cellar.....	400.00
Ice House.....	200.00
Vegetable Warehouse and Creamery..	2,500.00
Poultry House.....	1,000.00
Machine Shed.....	2,000.00
Horse Barn and Sheep Barn.....	5,500.00
Water Tower and Heater House.....	1,500.00
Manure Storage.....	2,500.00
Fertilizer Storage.....	600.00
Old Well House, Stone.....	250.00
Wood Shed.....	500.00
Peat Storage.....	200.00

Total \$ 40,892.00

UNIVERSITY BUILDINGS

JUNE 30, 1921

WASECA

Superintendent's House.....	\$ 3,711.20
Feeding Shed and Silo.....	1,400.00
Institute Hall.....	6,000.00
New Barn.....	3,500.00
Old Farm House.....	1,000.00
Milk House.....	250.00
Poultry House.....	250.00
Ice House.....	150.00
Corn Crib Double.....	200.00
Horse Barn.....	500.00
Well House.....	50.00
Engine House.....	100.00
Granary.....	400.00
Machine Shed Additions.....	1,000.00
Young Stock Barn.....	1,500.00

Total\$ 20,011.20

ZUMBRA HEIGHTS

Foreman's House and Greenhouse....	\$ 5,000.00
Superintendent's Cottage.....	3,500.00
Machine Shed.....	350.00
Water Tower and Tank, Pump House	735.00
Professor's.....	300.00
Barn.....	900.00
Old Farm House.....	1,800.00
Chicken House.....	125.00
Pump House, Woodshed and Water	
Tower.....	1,000.00
Queen Rearing House.....	500.00

Total\$ 14,210.00

CLOQUET

Water Tower.....	\$ 350.00
Director's Cottage.....	2,500.00
Foreman's Cottage.....	2,000.00
Barn.....	1,950.00

Office.....	1,000.00
Bunk House.....	350.00
Cottage.....	1,600.00
Tool House and Shop.....	500.00
Seed House.....	450.00
Ice House.....	50.00
Garage.....	300.00
Wood Sheds (3).....	150.00
Pump House.....	50.00
Garage.....	150.00
Water Tank (Nursery).....	50.00
Chicken House.....	35.00
Chicken House.....	75.00
Root Cellar.....	300.00

Total\$ 11,860.00

ITASCA PARK

Cottage No. 1.....	\$ 500.00
Cottage No. 2.....	500.00
Cottage No. 3.....	1,000.00
Cottage No. 4.....	1,000.00
Dining Hall and Kitchen.....	700.00
Barn and Lean-to Machine Shed....	900.00
Library.....	800.00
Shop.....	200.00
Bunk House.....	1,000.00
Ice House.....	125.00
Boat House.....	75.00
Pump House.....	50.00
Nursery and Seed Laboratory.....	800.00
Cottage No. 5.....	1,200.00
Incinerator.....	75.00
Wood Shed.....	50.00
Barn back of Cottage No. 5.....	125.00

Total\$ 9,100.00

Grand Total Buildings at Substations.\$ 991,072.67

SUPPORT FUND BALANCES

June 30, 1921

General Support.....		\$267,728.07
War Service Tuition.....	\$90,422.91	
Storehouse Inventory.....	89,016.13	
Smith-Lever	788.88	
Smith-Hughes Agriculture.....	3,370.83	
Smith-Hughes Education.....	16,761.42	
Advance Registry Testing.....	3,058.49	
General Fuel Fund.....	13,083.63	
Service Enterprises.....	31.68	
Health Service.....	19,252.15	
University Breakage Deposits.....		25,284.28
Agriculture Breakage Deposits.....		2,327.40
Biochemistry Breakage Deposits.....		377.22
Chemistry Breakage Deposits.....		1,282.35
Government Refund on Uniforms.....		1,259.44
Geology Survey.....		4,821.69
Lever Extension.....		1,170.96
County Agents (F. 13 and 13A).....		7,724.99
Seed Cases—Agronomy.....		882.68
Hog Cholera Serum.....		1,997.65
Seed Cases—Botany.....		120.05
U. S. Social Hygiene.....		4,418.83
DuPont Fellowship.....		499.98
Commonwealth Research Fund.....		2,500.00
Extension Division.....		4,374.88
Research		1,627.99
Crookston Support.....	669.65	
Smith-Hughes	1,500.00	
Morris Support.....	1,477.75	
Breakage Deposits.....		20.00
Smith-Hughes	1,199.97	
Grand Rapids Support.....		1,043.98
Duluth Support.....		6,001.47
Waseca Support.....		303.54
Zumbra Support.....		848.47
Trust Funds.....		12,628.84
	\$240,633.49	\$349,244.76
		240,633.49
Balance		\$108,611.27

RECONCILEMENT WITH STATE AUDITOR

June 30, 1921

State Auditor's Support Fund Balance.....		\$266,357.35
Outstanding Warrants.....		200,751.35
		\$65,606.00
June Credits entered by State Auditor in July—		
Cash Receipts.....	\$19,466.93	
Abstract Transfer No. 450.....	117.43	
Abstract Transfer No. 450.....	39.93	
Abstract Transfer No. 450.....	5,605.78	
Abstract Transfer No. 450.....	18.11	
		25,248.18
		\$90,854.18
June Debits entered by State Auditor in July—		
Abstract No. 439.....	\$ 8,898.51	
Abstract No. 441.....	13,696.48	
		22,594.99
		\$68,259.19
Credits in error by State Auditor—		
Fuel Cash Receipt, March.....	\$ 107.86	
Fuel Cash Receipt, June.....	7.70	
Extension Cash Receipt, January.....	110.35	
Extension Cash Receipt, March.....	164.39	
		390.30
		\$67,868.89
Transfer from Building Fund.....		55.56
		\$67,924.45
Revolving Funds—		
General University.....	\$29,740.00	
Elliot Hospital.....	1,000.00	
Department of Agriculture.....	7,000.00	
Morris	500.00	
Crookston	500.00	
Grand Rapids.....	300.00	
Duluth	300.00	
Waseca	200.00	
Zumbra	200.00	
Forestry	200.00	
Post Office.....	10.00	
Medical School.....	25.00	
Health Service.....	25.00	
		40,000.00
		\$107,924.45
University Support Balances.....		686.82
State Auditor's Fuel-Fund Balance.....		\$108,611.27
Support Fund Balance (Page 36).....		

SUNDRY INCOME

Commonwealth Research.....	\$ 2,500.00
Building Fund.....	75.00
Agriculture Extension.....	1,041.71
Fuel Claims.....	1,046.64
Zumbra Land Refund.....	5.50
Research.....	153.35
Seed Cases—Agronomy.....	331.24
Seed Cases—Botany.....	151.50
Geological Survey.....	366.47
Interest on Bank Deposits.....	1,426.56
Dupont Fellowship.....	750.00
Outside Work.....	7,409.51
Waste Paper Sales.....	1,492.17
Photo Laboratory.....	4,371.53
Military Equipment.....	846.78
Women's Gymnasium Towels.....	1,031.52
Freight Adjustments.....	138.80
Intra-Mural Sports.....	383.30
Library Fines and Books.....	475.68
D.A.R. Americanization Equipment.....	250.00
Mechanical Engineering Fees.....	639.30
Minneapolis Steel and Machinery Scholarship.....	750.00
American Society of Heating and Ventilating Engineers.....	300.00
Mathematics Texts.....	356.35
Publications—Agriculture.....	1,650.92
Cloquet Products.....	2,314.55
Itasca Products.....	777.75
Home Economics Sales.....	473.03
Agriculture Engineering Prints.....	563.82
Veterinary Fees.....	1,333.81
Bee Culture.....	292.90
Animal Husbandry Sales.....	2,087.30
Dairy Husbandry Sales.....	521.78
Short Course Sales.....	864.36
Farm House Rents.....	385.40
Medical School Art and Work Shops.....	1,328.00
Anatomy Sales.....	471.68
Hennepin County Tuberculosis Fellowship.....	750.00
F. M. Steiner Donation.....	200.00
Mines (Davis Invention).....	938.40
Law Books.....	4,057.50
Repair Shop.....	1,023.60
Summer Session Recreation Fees.....	238.00
Farm Authorizations.....	272.00
Authorizations Overhead.....	5,366.89
Army Materials.....	2,217.72
Junk Sales.....	288.99
State Deposits Interest.....	814.82
Fire Loss Reimbursement.....	926.50
Cancelled Warrants.....	2,310.61
Miscellaneous—	
Administration.....	648.56
General.....	784.84
Science, Literature, and the Arts.....	437.59
Engineering.....	153.79
Agriculture.....	1,472.20
Medical School.....	432.76
Chemistry.....	95.14
Mines.....	377.60
Law.....	68.75
Pharmacy.....	1,743.99
Dentistry.....	32.00
Education.....	185.02
Business.....	55.23
Physical Plant.....	1,354.79
Sundry.....	269.38
Total (Page 6).....	\$66,874.88