



# GOLDEN GOPHER

## H O C K E Y

University of Minnesota  
Men's Media Relations

Phone: (612) 625-4090

Fax: (612) 625-0359

Website: www.gophersports.com

Contact: Brad Ruitter

Phone: (612) 625-4389

E-Mail: ruite001@gold.tc.umn.edu

WEEKLY RELEASE  
October 11, 1999

### LAST WEEKEND

**The Golden Gophers** are opening their 1999-2000 season this weekend. Minnesota ended the 1998-99 season with an overall record of 15-19-9 and a fifth-place finish in the WCHA.

**The Black Bears** are also opening the 1999-2000 campaign this weekend. Maine captured the 1999 NCAA Championship with a 4-3 overtime win over New Hampshire in Anaheim, Calif. The Black Bears finished the regular season with an overall record of 31-6-4.

### MEDIA INFORMATION

**TV:** Midwest Sports Channel (Live)/Frank Mazzocco-play-by-play; Tom Reid-color

**RADIO:** KSTP-AM (Live)/Dan Terhaar-play-by-play; Glen Sonmor-color

**INTERVIEWS:** The coaching staff and players are available for interviews on WEDNESDAYS by request through the media relations office. The Golden Gopher locker room is CLOSED to the media at all times. Postgame interviews should be done outside the locker room after a 10 minute cooling off period.

### This Weekend

**Minnesota (0-0-0, 0-0-0) @ Maine (0-0-0, 0-0-0)**  
**Alfond Arena (6,000) • Orono, Maine**  
**Saturday, October 16 • 6:05 p.m. (CST)**  
**Sunday, October 17 • 3:05 p.m. (CST)**

### Series Information

**Series Notes:** The all-time series is tied at 8-8-0 • Maine has won six of the last seven meetings in the series after Minnesota claimed the first five games played between the two schools • Minnesota is just 2-6-0 in games played outside its home state • assistant coach Mike Guentzel was the captain of the Golden Gophers when the two teams first met on 10/26/84 (4-2 Minnesota win) • Maine owns a 4-1-0 edge in the '90s after the Golden Gophers won seven of 11 meetings in the '80s

**Last Time:** The Golden Gophers and the Black Bears opened the lid on the 1997-98 season at Mariucci Arena, with each school claiming a win in the two-game, weekend series (Oct. 17-18, 1997). Maine blitzed the Maroon and Gold 6-1 on Friday night, led by a pair of power-play goals and a third-period short-handed marker. Minnesota rebounded to win Saturday night by the count of 3-2. Current senior Rico Pagel (Minnetonka, Minn.) scored what proved to be the game-winner on the power play early in the third period. The Black Bears' Steve Kariya had a hand in four of the eight Maine goals on the weekend.

### Team Comparisons (1998-99 season)

|                            | Maine          | Minnesota      |
|----------------------------|----------------|----------------|
| <b>Power Play</b>          | 42/224 (.188)  | 42/215 (.195)  |
| <b>League Power Play</b>   | 24/132 (.182)  | 28/137 (.204)  |
| <b>Penalty Kill</b>        | 180/209 (.861) | 163/204 (.799) |
| <b>League Penalty Kill</b> | 99/121 (.818)  | 109/133 (.820) |
| <b>Last 10 Games</b>       | 7-3-0 (.700)   | 5-3-2 (.600)   |
| <b>Home</b>                | 14-1-1 (.906)  | 9-9-6 (.500)   |
| <b>Road</b>                | 10-4-2 (.688)  | 5-8-3 (.406)   |
| <b>Goals/Game</b>          | 4.07           | 3.23           |
| <b>Goals Allowed/Game</b>  | 2.29           | 3.65           |
| <b>Penalties/Game</b>      | 7.34           | 8.23           |
| <b>Shots On Goal/Game</b>  | n/a            | 35.00          |

### Career Scoring vs. Maine

| Player (games)  | G-A--Pts | Notes  |
|-----------------|----------|--|
| Dave Spehar (2) | 1-1-2    | Point in each game vs. Black Bears in 1997-98 meetings |
| Rico Pagel (2)  | 1-0-1    | Scored game-winning goal in 3-2 win on 10/18/97        |
| Nate Miller (2) | 0-1-1    | Assist on opening goal in 3-2 win on 10/18/97          |
| Mike Lyons (2)  | 0-1-1    | Assist on Spehar goal                                  |

### SCHEDULE/RESULTS

|                                 |                   |            |
|---------------------------------|-------------------|------------|
| Oct. 16                         | #@ Maine          | 6:05 p.m.  |
| Oct. 17                         | #@ Maine          | 3:05 p.m.  |
| Oct. 22                         | NORTH DAKOTA      | 7:05 p.m.  |
| Oct. 23                         | NORTH DAKOTA      | 7:05 p.m.  |
| Oct. 29                         | #BOSTON COLL.     | 7:05 p.m.  |
| Oct. 30                         | #BOSTON COLL.     | 7:05 p.m.  |
| Nov. 5                          | @ Colorado Col.   | 8:35 p.m.  |
| Nov. 6                          | @ Colorado Col.   | 8:05 p.m.  |
| Nov. 12                         | @ Wisconsin       | 7:05 p.m.  |
| Nov. 13                         | @ Wisconsin       | 7:05 p.m.  |
| Nov. 19                         | MINN-DULUTH       | 7:05 p.m.  |
| Nov. 20                         | MINN-DULUTH       | 7:05 p.m.  |
| Nov. 26                         | #@ Michigan       | 6:35 p.m.  |
| Nov. 27                         | #@ Michigan St.   | 6:05 p.m.  |
| Dec. 3                          | @ Alaska-Anch.    | 10:35 p.m. |
| Dec. 4                          | @ Alaska-Anch.    | 10:35 p.m. |
| Dec. 10                         | @ St. Cloud State | 7:35 p.m.  |
| Dec. 11                         | ST. CLOUD STATE   | 7:05 p.m.  |
| Dec. 15                         | *VALERENGA        | 7:05 p.m.  |
| Dec. 29                         | MARIUCCI CLASSIC  |            |
| No. Michigan/UMass-Amherst      |                   | 4 p.m.     |
| #Harvard/Minnesota              |                   | 7 p.m.     |
| Dec. 30                         | MARIUCCI CLASSIC  |            |
| Third place game                |                   | 4 p.m.     |
| Championship game               |                   | 7 p.m.     |
| Jan. 14                         | DENVER            | 7:05 p.m.  |
| Jan. 15                         | DENVER            | 7:05 p.m.  |
| Jan. 21                         | @ North Dakota    | 7:35 p.m.  |
| Jan. 22                         | @ North Dakota    | 7:35 p.m.  |
| Jan. 28                         | MSU MANKATO       | 7:05 p.m.  |
| Jan. 29                         | MSU MANKATO       | 7:05 p.m.  |
| Feb. 4                          | @ Minn-Duluth     | 7:05 p.m.  |
| Feb. 5                          | @ Minn-Duluth     | 7:05 p.m.  |
| Feb. 11                         | COLORADO COLL.    | 7:05 p.m.  |
| Feb. 12                         | COLORADO COLL.    | 7:05 p.m.  |
| Feb. 18                         | @ Michigan Tech   | 6:35 p.m.  |
| Feb. 19                         | @ Michigan Tech   | 6:05 p.m.  |
| Feb. 25                         | WISCONSIN         | 7:05 p.m.  |
| Feb. 26                         | WISCONSIN         | 7:05 p.m.  |
| March 3                         | ST. CLOUD STATE   | 7:05 p.m.  |
| March 4                         | @ St. Cloud State | 7:05 p.m.  |
| March 10-12                     | WCHA FIRST ROUND  |            |
| March 16-18                     | WCHA FINAL FIVE   |            |
| (@ Target Center, Minneapolis)  |                   |            |
| March 24-26                     | NCAA REGIONALS    |            |
| (@ Mariucci Arena, Minneapolis) |                   |            |
| (@ Pepsi Arena, Albany, N.Y.)   |                   |            |
| April 6                         | NCAA SEMIFINALS   |            |
| (@ Providence, R.I.)            |                   |            |
| April 8                         | NCAA CHAMPIONSHIP |            |
| (@ Providence, R.I.)            |                   |            |

\*-exhibition game  
#-nonconference game  
all game times are Central  
game times are subject to change

## 1998-99 RECORD WHEN

|                                      |         |
|--------------------------------------|---------|
| Overall Record                       | 15-19-9 |
| WCHA Record                          | 10-12-6 |
| Home Record                          | 9-9-7   |
| Road Record                          | 5-8-2   |
| Neutral Site Record                  | 1-2-0   |
| Last 20 Games                        | 8-8-4   |
| Last 10 Games                        | 5-3-2   |
| Last 5 Games                         | 3-2-0   |
| Scoring A Power-Play Goal            | 10-10-7 |
| Not Scoring A Power-Play Goal        | 5-9-2   |
| Allowing A Power-Play Goal           | 8-15-5  |
| Not Allowing A Power-Play Goal       | 7-4-4   |
| Scoring A Short-Handed Goal          | 3-5-0   |
| Allowing A Short-Handed Goal         | 0-0-0   |
| 10 Or More Penalties                 | 5-5-3   |
| Fewer Than 10 Penalties              | 10-14-6 |
| More Penalties Than Opponent         | 3-8-2   |
| Fewer Penalties Than Opponent        | 10-5-6  |
| Same Amount Of Penalties             | 2-6-1   |
| In One-Goal Games                    | 5-5-0   |
| In Two-Goal Games                    | 4-6-0   |
| In Three-Goal or More Games          | 6-8-0   |
| In Overtime Games                    | 0-0-9   |
| Scoring 4 or More Goals              | 9-8-3   |
| Scoring 3 or Fewer Goals             | 6-11-6  |
| Scoring 3 or More Goals              | 13-10-5 |
| Scoring 2 or Fewer Goals             | 2-9-4   |
| Allowing 4 or More Goals             | 1-17-3  |
| Allowing 3 or Fewer Goals            | 14-2-6  |
| Scoring First Goal Of Game           | 12-7-1  |
| Opponents Score First                | 3-12-8  |
| Leading After One Period             | 8-2-3   |
| Trailing After One Period            | 0-11-5  |
| Tied After One Period                | 7-6-1   |
| Scoring First Goal Of Second Period  | 10-7-3  |
| Leading After Two Periods            | 12-2-1  |
| Trailing After Two Periods           | 0-13-4  |
| Tied After Two Periods               | 3-4-4   |
| Scoring First Goal Of Third Period   | 9-5-4   |
| Having 10-19 Shots On Goal           | 0-0-0   |
| Having 20-29 Shots On Goal           | 3-9-0   |
| Having 30-39 Shots On Goal           | 9-7-3   |
| Having 40 or More Shots On Goal      | 3-3-6   |
| Allowing Fewer Than 10 Shots On Goal | 0-0-0   |
| Allowing 10-19 Shots On Goal         | 3-0-0   |
| Allowing 20-29 Shots On Goal         | 10-9-4  |
| Allowing 30-39 Shots On Goal         | 2-8-5   |
| Allowing 40 or More Shots On Goal    | 0-2-0   |
| Outshooting Opponent                 | 12-11-7 |
| Opponent Outshoots Minnesota         | 3-8-2   |
| Shots Are Even                       | 0-0-0   |
| October                              | 5-2-1   |
| November                             | 2-5-1   |
| December                             | 0-2-0   |
| January                              | 2-4-4   |
| February                             | 3-3-2   |
| March                                | 3-3-1   |
| Thursdays                            | 1-0-0   |
| Fridays                              | 5-8-4   |
| Saturdays                            | 9-7-4   |
| Sundays                              | 0-3-1   |
| Mondays                              | 0-1-0   |
| Series Record                        | 5-7-5   |
| Games Following A Win                | 6-8-1   |
| Games Following A Loss               | 6-7-5   |
| Games Following A Tie                | 3-3-3   |

## News & Notes

**About The Black Bears:** The Black Bears return 16 lettermen from last season's NCAA Championship squad, including senior forward Cory Larose (21-31-52), junior forward Dan Kerluke (23-19-42), sophomore forward Barrett Heisten (12-16-28), and senior forward Ben Guite (12-16-28).

**The Coaches:** Minnesota Head Coach **Don Lucia** will be coaching his first game behind the Golden Gopher bench this weekend. Lucia, who has compiled a record of 279-155-28 (.634) in 12 seasons overall as a head coach, led Colorado College to the NCAA Tournament in each of the last four seasons. Lucia was 166-68-18 (.694) in six seasons with the Tigers. Maine Head Coach **Shawn Walsh** is in his 15th season in charge of the Black Bear program, with an overall record of 352-195-52 (.631).

**Coach Lucia On The Air:** Coach Lucia's regular weekly media appearances are as follows: KSTP-AM - Thursday mornings with Barbara Carlson and Saturday mornings with Patrick Reusse and Joe Soucheray; WCCO-AM - Friday evenings with Mike Max; MSC - The Don Lucia Show which generally airs one hour before each MSC telecast of Golden Gopher hockey

**Season Openers:** Minnesota is 46-30-2 in 78 season openers • Don Lucia is 8-3-1 in 12 season openers as a head coach • this weekend will mark the ninth time in the last 15 seasons that Minnesota has opened the regular season on the road • this weekend is just the third time in the last 15 seasons that the Golden Gophers have opened the season against a non-conference opponent

**Team Notes:** Minnesota was beaten just once in its last eight games (4-1-3) before the NSP/WCHA Final Five • the Golden Gophers scored nine shorthanded goals last season while allowing only one • Minnesota was tied or ahead after two periods in nine of its last 13 games last season • the Golden Gophers outshot their opponents in 30 of 43 games last season • Minnesota was whistled for an average of just over three penalties per game in its last eight home games (27/54) • Minnesota has not won in the last 30 games (0-26-4) they have trailed after two periods

**Did You Know:** Nine of Minnesota's 15 wins last season were on Saturday • of Minnesota's six shutouts the last two seasons, five have come after Feb. 1 • the Golden Gophers are 77-31-11 (.693) in the new Mariucci Arena • Minnesota outshot its opponents in 30 of 43 games last season • 14 of the Golden Gophers' 15 wins last season came after the 12th of each month

**Home Opener Slated For Next Weekend:** The Golden Gophers will open the home portion of their 1999-2000 schedule next weekend as they host league rival North Dakota at Mariucci Arena. Both Friday and Saturday night games will begin at 7:05 p.m. and be broadcast live on both Midwest Sports Channel and KSTP-AM radio (1500 AM). The Fighting Sioux have won three consecutive WCHA regular-season titles.

**In The Training Room:** Dave Spehar is listed as day-to-day (groin), but was scheduled to resume skating on Monday.

**Bring On The Best:** Minnesota played 19 games last season against teams that made the 12-team NCAA Tournament field, more than any other program in the nation. The team played 11 of 14 games during a stretch from early November to early January against teams that would later qualify for the NCAA Tournament. The competition helped the team improve throughout the season, but also had an adverse effect on the team's final record. The Golden Gophers were 2-14-3 in games against NCAA teams, and were an impressive 13-5-6 in the 24 remaining contests against non-NCAA teams in 1998-99. Minnesota is scheduled to play its first eight games of the 1999-2000 season against NCAA qualifiers from a season ago, and has a total of 17 games on the docket against national tournament teams.

## THE LAST TIME IT HAPPENED

### Minnesota Swept A Road Series:

February 26-27, 1999 @ Minnesota-Duluth (4-1, 10-7)

**Minnesota Was Swept In A Road Series:** February 5-6, 1999 @ Colorado College (5-1, 3-1)

**Minnesota Swept A Home Series:** March 12-13, 1999 vs. Alaska-Anchorage (4-0, 1-0)

**Minnesota Was Swept In A Home Series:** November 6-7, 1998 vs. Colorado College (7-1, 6-1)

**Minnesota Shut Out An Opponent:** March 13, 1999 vs. Alaska-Anchorage (Adam Hauser, 1-0)

**An Opponent Shut Out Minnesota:** January 10, 1999 @ Denver (Stephen Wagner, 5-0)

**Minnesota Player Scored A Hat Trick:** February 27, 1999 @ Minnesota-Duluth (Reggie Berg, 10-7 Minnesota win)

**Minnesota Player Scored A Pure Hat Trick:** February 26, 1999 @ Minnesota-Duluth (Wyatt Smith, 4-1 Minnesota win)

**An Opponent Scored A Hat Trick:** January 22, 1999 @ North Dakota (Jeff Panzer, four goals, 5-4, Minnesota loss)

**Minnesota Player Scored Four Goals In A Game:** February 27, 1999 @ Minnesota-Duluth (Reggie Berg, 10-7 Minnesota win)

**Minnesota Won When Trailing After Two Periods:** March 14, 1997 vs. St. Cloud State at WCHA Final Five (5-4 Minnesota overtime win/trailing 4-3 heading into third period)

**Minnesota Had 50 or More Shots On Goal In A Game:** February 27, 1999 @ Minnesota-Duluth (54 shots, 10-7 Minnesota win)

**Opponent Had 50 or More Shots On Goal In A Game:** January 31, 1997 @ North Dakota (51 shots, 6-4 Minnesota loss)

**Minnesota Player Scored A Shorthanded Goal:** February 26, 1999 @ Minnesota-Duluth (Wyatt Smith, second period, and Erik Westrum, third period, 4-1 Minnesota win)

**Minnesota Won In Overtime:** March 14, 1997 vs. St. Cloud State at WCHA Final Five (5-4)

**Minnesota Lost In Overtime:** March 15, 1998 @ Minnesota-Duluth (5-4)

**Minnesota Tied In Overtime:** March 6, 1999 vs. Wisconsin (2-2)

**Minnesota Scored 10 Goals Or More In A Game:** February 27, 1999 @ Minnesota-Duluth (10-7 Minnesota win)

**Opponent Scored 10 Goals Or More In A Game:** January 30, 1993 @ Michigan Tech (10-2 Minnesota loss)

## Player Notes

**#1 Adam Hauser .....So., 6-3, 202 .....Bovey, Minn.**  
Has started the last 37 games in net • owned .923 save percentage or higher in six of his last nine games completed last season • had 1.64 goals against average and .936 saves percentage in his 14 wins • did not allow a power-play goal at home after Jan. 29 last season - opponents were 0-for-29 after that date (539:11)

**#3 Jordan Leopold.....So., 6-1, 208.....Golden Valley, Minn.**  
Led Golden Gopher rookies in scoring (7-16-23) • honored on the WCHA All-Rookie squad

**#4 Dylan Mills .....Jr., 5-11, 212 .....Duluth, Minn.**  
Led the team with a +6 plus/minus rating • had four assists and was +3 in his last eight games • scored both of his goals and was +8 in 22 home games

**#7 Erik Westrum .....Jr., 6-0, 195 .....Apple Valley, Minn.**  
Westrum and Dave Spehar are the top returning scorers from last season (10-26-36) • averaged more than a point per game from mid-January to the end of the season (6-16-22 in 20 games) • doubled his point production from his freshman to sophomore season

**#9 John Pohl .....So., 6-1, 186 .....Red Wing, Minn.**  
Led Golden Gopher freshmen forwards in scoring • led the team by scoring on 17.1 percent of his shots on goal • scored two of his goals in the postseason

**#13 Nate Miller .....Sr., 6-3, 200.....Anoka, Minn.**  
Has played in 98 straight games dating back to his freshman season • scored five of his six goals in the 1998-99 season before Jan. 1 • scored nine of his 14 goals the last two seasons on the road

**#27 Aaron Miskovitch .....Jr., 6-0, 190.....Grand Rapids, Minn.**  
Scored seven of his 11 goals last season at home • named WCHA Offensive Player of the Week nearly a year ago to this date (Oct. 19) after leading the Golden Gophers to a 3-1 win over Minnesota-Duluth (Oct. 17) with a pair of goals • tied for the team lead last season with three game-winning goals • ranked third among returning players this season with 105 shots on goal during the 1998-99 season

**#29 Rico Pagel .....Sr., 5-11, 193 .....Minnetonka, Minn.**  
Scored 11 of his 15 points at home last season • leads 1999-2000 returners in first-round playoff scoring with four goals and an assist in seven games • scored game-winning goal in a 3-2 win over Maine at Mariucci Arena on Oct. 18, 1997

**#33 Dave Spehar .....Sr., 5-8, 174 .....Duluth, Minn.**  
Led the team in power-play goals last season (11) • third on the team, first among 1999-2000 returnees, in overall scoring last season (13-23-36) • led the Golden Gophers to a 5-3 win over St. Cloud State at last season's WCHA Final Five with two goals and an assist • has missed just one game in the last two seasons • second on the team last season in multiple-point games (10) • was +5 in his last nine games • scored a point in 10 of his last 13 games (5-9-14)

### CAREER GOALS – CURRENT PLAYERS

|                      |    |
|----------------------|----|
| Dave Spehar.....     | 52 |
| Nate Miller.....     | 19 |
| Rico Pagel.....      | 17 |
| Erik Westrum.....    | 16 |
| Aaron Miskovich..... | 15 |
| Stuart Senden.....   | 9  |
| Jordan Leopold.....  | 7  |
| John Pohl.....       | 7  |
| Erik Wendell.....    | 7  |
| Matt Leimbek.....    | 4  |
| Doug Meyer.....      | 4  |
| Mike Lyons.....      | 3  |
| Dylan Mills.....     | 3  |
| Ryan Trebil.....     | 3  |
| Nick Angell.....     | 1  |

### CAREER ASSISTS – CURRENT PLAYERS

|                      |    |
|----------------------|----|
| Dave Spehar.....     | 58 |
| Erik Westrum.....    | 38 |
| Rico Pagel.....      | 27 |
| Nate Miller.....     | 23 |
| Dylan Mills.....     | 22 |
| Mike Lyons.....      | 21 |
| Aaron Miskovich..... | 19 |
| Jordan Leopold.....  | 16 |
| Matt Leimbek.....    | 13 |
| John Pohl.....       | 10 |
| Nick Angell.....     | 8  |
| Stuart Senden.....   | 8  |
| Erik Wendell.....    | 7  |
| Ryan Trebil.....     | 5  |
| Doug Meyer.....      | 4  |
| Pat O'Leary.....     | 2  |

### CAREER POINTS – CURRENT PLAYERS

|                      |     |
|----------------------|-----|
| Dave Spehar.....     | 110 |
| Erik Westrum.....    | 54  |
| Rico Pagel.....      | 44  |
| Nate Miller.....     | 42  |
| Aaron Miskovich..... | 34  |
| Dylan Mills.....     | 25  |
| Mike Lyons.....      | 24  |
| Jordan Leopold.....  | 23  |
| Matt Leimbek.....    | 17  |
| John Pohl.....       | 17  |
| Stuart Senden.....   | 17  |
| Erik Wendell.....    | 14  |
| Nick Angell.....     | 9   |
| Doug Meyer.....      | 8   |
| Ryan Trebil.....     | 8   |
| Pat O'Leary.....     | 2   |

### CAREER GAMES – CURRENT PLAYERS

|                      |     |
|----------------------|-----|
| Nate Miller.....     | 122 |
| Dave Spehar.....     | 121 |
| Mike Lyons.....      | 112 |
| Rico Pagel.....      | 100 |
| Erik Westrum.....    | 80  |
| Dylan Mills.....     | 78  |
| Aaron Miskovich..... | 70  |
| Ryan Trebil.....     | 68  |
| Matt Leimbek.....    | 67  |
| Stuart Senden.....   | 66  |
| John Pohl.....       | 42  |
| Erik Wendell.....    | 41  |
| Adam Hauser.....     | 40  |
| Jordan Leopold.....  | 39  |
| Nick Angell.....     | 37  |
| Doug Meyer.....      | 36  |
| Pat O'Leary.....     | 17  |
| Mark Nenovich.....   | 13  |

## WCHA Standings/Schedule (1998-99 FINAL)

| Team (Overall Record, win %)     | GP | W  | L  | T | Pts | GF  | GA  | GDf |
|----------------------------------|----|----|----|---|-----|-----|-----|-----|
| North Dakota (32-6-2, .825)      | 28 | 24 | 2  | 2 | 50  | 142 | 76  | +66 |
| Colorado College (29-12-1, .702) | 28 | 20 | 8  | 0 | 40  | 103 | 68  | +35 |
| Denver (26-13-2, .659)           | 28 | 15 | 11 | 2 | 32  | 101 | 95  | +6  |
| Wisconsin (15-19-4, .447)        | 28 | 13 | 12 | 3 | 29  | 76  | 81  | -5  |
| Minnesota (15-19-9, .453)        | 28 | 10 | 12 | 6 | 26  | 90  | 99  | -9  |
| Alaska-Anchorage (13-18-5, .431) | 28 | 10 | 13 | 5 | 25  | 57  | 71  | -14 |
| St. Cloud State (16-18-5, .474)  | 28 | 8  | 16 | 4 | 20  | 79  | 95  | -16 |
| Michigan Tech (9-28-1, .250)     | 28 | 9  | 19 | 0 | 18  | 67  | 99  | -32 |
| Minnesota-Duluth (7-27-4, .237)  | 28 | 4  | 20 | 4 | 12  | 71  | 102 | -31 |

### Games This Weekend

Minnesota @ Maine (Sat./Sun.)  
 Michigan Tech @ Wisconsin (Fri./Sat.)  
 Alaska-Anchorage @ Alaska-Fairbanks (Fri./Sat.)  
 Denver hosts the Icebreaker Invitational  
 Denver vs. Union (Fri.)  
 Alabama-Huntsville @ Minn. State, Mankato (Fri./Sat.)  
 Miami-Ohio @ St. Cloud State (Fri./Sat.)  
 Canadian Nat'l Team @ North Dakota (Fri.)  
 Wilfrid Laurier @ Colorado College (Sat.)  
 Canadian Nat'l Team @ Minnesota-Duluth (Sun.)

### Results Last Weekend

Alaska-Anchorage 4, Niagara 0  
 Colorado College 4, Michigan State 1  
 No. Michigan 9, Mich. Tech 0 (Fri.)  
 Alberta 5, Denver 4  
 Minn. State, Mankato 4, Manitoba 1  
 Boston Univ. 5, Alaska-Anch. 3  
 No. Michigan 2, Mich. Tech 0 (Sat.)

## Season Highs/Lows (1998-99 season)

### Team

|   |   |
|---|---|
| <b>MOST GOALS/GAME</b>                    | (10) 2/27 @ Minnesota-Duluth                                  |
| <b>LEAST GOALS/GAME</b>                   | (0) 1/10 vs. Denver   |
| <b>MOST ASSISTS/GAME</b>                  | (15) 2/27 @ Minnesota-Duluth                                  |
| <b>LEAST ASSISTS/GAME</b>                 | (0) 1/10 vs. Denver   |
| <b>MOST GOALS AGAINST/GAME</b>            | (8) 1/2 @ Boston College                                      |
| <b>LEAST GOALS AGAINST/GAME</b>           | (0) 10/23 vs. St. Cloud State, 3/12 & 3/13 vs. UAA            |
| <b>MOST ASSISTS AGAINST/GAME</b>          | (13) 11/6 vs. Colorado College                                |
| <b>LEAST ASSISTS AGAINST/GAME</b>         | (0) 10/23 vs. St. Cloud State, 3/12 & 3/13 vs. UAA            |
| <b>MOST GOALS/PERIOD</b>                  | (5) 2/27 @ Minnesota-Duluth – first period                    |
| <b>MOST GOALS AGAINST/PERIOD</b>          | (5) two times, last 2/27 @ Minnesota-Duluth – first period    |
| <b>MOST POWER PLAY GOALS/GAME</b>         | (5) 2/27 @ Minnesota-Duluth                                   |
| <b>MOST POWER PLAY GOALS ALLOWED/GAME</b> | (4) 2/27 @ Minnesota-Duluth                                   |
| <b>MOST SHOTS ON GOAL/GAME</b>            | (54) 2/27 @ Minnesota-Duluth                                  |
| <b>LEAST SHOTS ON GOAL/GAME</b>           | (20) 11/29 vs. Michigan State                                 |
| <b>MOST SHOTS AGAINST/GAME</b>            | (40) two times, last 3/19 vs. No. Dakota @ Final Five         |
| <b>LEAST SHOTS AGAINST/GAME</b>           | (17) 10/17 vs. Minnesota-Duluth, 3/13 vs. UAA                 |
| <b>MOST SHOTS ON GOAL/PERIOD</b>          | (25) 2/27 @ Minnesota-Duluth – first period                   |
| <b>MOST SHOTS AGAINST/PERIOD</b>          | (20) 11/13 vs. North Dakota – first period                    |
| <b>MOST PENALTIES/GAME</b>                | (19) 2/26 @ Minnesota-Duluth                                  |
| <b>LEAST PENALTIES/GAME</b>               | (1) 3/12 vs. Alaska-Anchorage                                 |
| <b>MOST PIM/GAME</b>                      | (68) 1/2 @ Boston College                                     |
| <b>LEAST PIM/GAME</b>                     | (2) 3/12 vs. Alaska-Anchorage                                 |
| <b>MOST OPP. PENALTIES/GAME</b>           | (21) 2/26 @ Minnesota-Duluth                                  |
| <b>LEAST OPP. PENALTIES/GAME</b>          | (1) 2/14 & 3/12 vs. Alaska-Anchorage                          |
| <b>MOST OPP. PIM/GAME</b>                 | (61) 2/26 @ Minnesota-Duluth                                  |
| <b>LEAST OPP. PIM/GAME</b>                | (2) 2/14 & 3/12 vs. Alaska-Anchorage                          |
| <b>QUICKEST TWO GOALS</b>                 | (0:18) 10/10 vs. Ohio State – second period (Berg, Miskovich) |
| <b>QUICKEST THREE GOALS</b>               | (2:23) 2/26 @ Minn-Duluth – third period (Smith 2, Westrum)   |

### Individual

|                           |   |
|---------------------------|---|
| <b>GOALS/GAME</b>         | (4) Reggie Berg, 2/27 @ Minnesota-Duluth                                    |
| <b>GOALS/PERIOD</b>       | (2) five times, last Reggie Berg on 2/27 @ Minn-Duluth - second period      |
| <b>ASSISTS/GAME</b>       | (3) three times, last John Pohl, 2/27 @ Minnesota-Duluth                    |
| <b>ASSISTS/PERIOD</b>     | (2) 12 times, last Bill Kohn, 3/18 vs. SCSU - third period                  |
| <b>POINTS/GAME</b>        | (5) Reggie Berg (4-1--5), 2/27 @ Minnesota-Duluth                           |
| <b>POINTS/PERIOD</b>      | (3) 24 times, last Smith and Berg on 2/27 @ Minnesota-Duluth - first period |
| <b>PENALTIES/GAME</b>     | (4) Erik Westrum, 1/10 @ Denver   |
| <b>PIM/GAME</b>           | (16) Erik Westrum, 1/10 @ Denver  |
| <b>SHOTS ON GOAL/GAME</b> | (11) Reggie Berg, 2/27 @ Minnesota-Duluth                                   |
| <b>SAVES/GAME</b>         | (34) two times, last Adam Hauser, 3/19 vs. North Dakota @ Final Five        |
| <b>+/- RATING/GAME</b>    | (+3) three times, last Smith and Kohn, 2/26 @ Minn-Duluth                   |

## GOAL BREAKDOWN (1998-99 SEASON)

|                              | OPP | MN |
|------------------------------|-----|----|
| 5-on-5                       | 99  | 77 |
| 5-on-4                       | 35  | 40 |
| 6-on-5                       | 0   | 2  |
| 4-on-4                       | 7   | 7  |
| 5-on-3                       | 4   | 2  |
| 4-on-3                       | 1   | 1  |
| Power Play                   | 41  | 42 |
| Shorthanded                  | 1   | 9  |
| Empty Net                    | 7   | 2  |
| First Minute of Game         | 2   | 2  |
| First 2 Minutes of Game      | 5   | 4  |
| First 5 Minutes of Game      | 11  | 10 |
| First 10 Minutes of Game     | 26  | 16 |
| First Goal of Game           | 23  | 20 |
| First Minute of Period       | 7   | 7  |
| Last Minute of Period        | 11  | 9  |
| Last Minute of Game          | 6   | 5  |
| Last 5 Minutes of Game       | 15  | 14 |
| To Tie Game - Last 5 Minutes | 2   | 5  |
| To Win Game - Last 5 Minutes | 4   | 0  |
| October                      | 27  | 22 |
| November                     | 20  | 32 |
| December                     | 6   | 10 |
| January                      | 35  | 42 |
| February                     | 29  | 27 |
| March                        | 22  | 24 |
| Unassisted                   | 15  | 8  |
| One Assist                   | 26  | 44 |
| Two Assists                  | 116 | 87 |
| Home                         | 75  | 71 |
| Road                         | 66  | 57 |
| Neutral                      | 16  | 11 |
| Overtime                     | 0   | 0  |

### GOALS SCORED AFTER OPPONENTS' GOAL

|                       | OPP | MN |
|-----------------------|-----|----|
| Less Than One Minute  | 9   | 2  |
| One To Three Minutes  | 12  | 15 |
| Three To Five Minutes | 8   | 5  |

## Stats By Class (1998-99 season)

|           | G-A-Pts   | P/M     | Shots | PP | GW |
|-----------|-----------|---------|-------|----|----|
| Senior    | 56-61-117 | 112/262 | 540   | 13 | 7  |
| Junior    | 26-50-76  | 89/218  | 317   | 14 | 3  |
| Sophomore | 31-64-95  | 71/177  | 356   | 10 | 5  |
| Freshman  | 26-45-71  | 83/169  | 293   | 5  | 0  |

## wcha players of the week (1998-99)

### OFFENSIVE PLAYER OF THE WEEK

|            |                          |
|------------|--------------------------|
| October 19 | Aaron Miskovich (vs.UMD) |
| February 1 | Matt Leimbek (vs. MTU)   |
| March 1    | Reggie Berg (@ UMD)      |

### ROOKIE OF THE WEEK

|            |                     |
|------------|---------------------|
| November 2 | Adam Hauser (@ WIS) |
|------------|---------------------|

## Quick Stats By Month (1998-99 season)

|              | Oct.           | Nov.           | Dec.           | Jan.          | Feb.          | March          |
|--------------|----------------|----------------|----------------|---------------|---------------|----------------|
| Anthony-dnp  |                |                |                |               |               |                |
| Angell       | 0-4-4 (8)      | 0-0-0 (2)      | 0-0-0 (2)      | 1-2-3 (10)    | 0-1-1 (8)     | 0-1-1 (7)      |
| DeMarchi-dnp |                |                |                |               |               |                |
| Hauser       | 4-10, 222, 908 | 25-1, 371, 871 | 0-20, 457, 850 | 244, 399, 857 | 332, 339, 876 | 33-1, 306, 899 |
| Leimbek      | 0-0-0 (3)      | 0-2-2 (6)      | dnp            | 3-5-8 (5)     | 1-1-2 (8)     | 0-0-0 (6)      |
| Leopold      | 0-7-7 (8)      | 5-1-6 (8)      | dnp            | 0-3-3 (8)     | 1-2-3 (8)     | 1-3-4 (7)      |
| Lyons        | 0-0-0 (8)      | 0-3-3 (8)      | 0-0-0 (2)      | 1-1-2 (10)    | 0-0-0 (8)     | 0-0-0 (6)      |
| Meyer        | 0-0-0 (6)      | 1-1-2 (7)      | 0-1-1 (2)      | 2-0-2 (6)     | 0-1-1 (8)     | 1-1-2 (7)      |
| Miller       | 3-2-5 (8)      | 1-0-1 (8)      | 1-1-2 (2)      | 0-3-3 (10)    | 1-0-1 (8)     | 0-2-2 (7)      |
| Mills        | 0-2-2 (8)      | 2-3-5 (8)      | 0-1-1 (2)      | 0-1-1 (9)     | 0-4-4 (6)     | 0-1-1 (6)      |
| Miskovich    | 4-0-4 (8)      | 1-1-2 (8)      | 0-1-1 (2)      | 2-5-7 (10)    | 2-2-4 (7)     | 2-2-4 (7)      |
| Nenovich     | 0-0-0 (3)      | 0-0-0 (6)      | 0-0-0 (1)      | 0-0-0 (2)     | 0-0-0 (1)     | dnp            |
| O'Leary      | 0-0-0 (4)      | 0-1-1 (2)      | dnp            | 0-0-0 (3)     | 0-1-1 (3)     | 0-0-0 (5)      |
| Pagel        | 0-2-2 (6)      | 0-0-0 (2)      | 0-1-1 (2)      | 2-4-6 (7)     | 1-3-4 (8)     | 1-1-2 (7)      |
| Pohl         | 1-1-2 (7)      | 0-1-1 (8)      | 1-1-2 (2)      | 2-2-4 (10)    | 1-4-5 (8)     | 2-1-3 (7)      |
| Roberg-dnp   |                |                |                |               |               |                |
| Roed-dnp     |                |                |                |               |               |                |
| Samargia-dnp |                |                |                |               |               |                |
| Senden       | 0-0-0 (6)      | 1-0-1 (8)      | 1-0-1 (2)      | 2-4-6 (10)    | 0-1-1 (5)     | 0-0-0 (3)      |
| Spehar       | 5-4-9 (8)      | 0-6-6 (8)      | 1-2-3 (2)      | 2-2-4 (10)    | 2-4-6 (7)     | 3-5-8 (7)      |
| Taffe-dnp    |                |                |                |               |               |                |
| Tharp-dnp    |                |                |                |               |               |                |
| Trebil       | 0-0-0 (4)      | 0-1-1 (5)      | 0-0-0 (2)      | 1-1-2 (8)     | 0-0-0 (1)     | 0-0-0 (1)      |
| Weich-dnp    |                |                |                |               |               |                |
| Wendell      | 1-0-1 (6)      | 1-2-3 (8)      | 0-0-0 (2)      | 1-2-3 (10)    | 2-1-3 (8)     | 2-2-4 (7)      |
| Westrum      | 3-2-5 (8)      | 0-2-2 (7)      | 0-2-2 (2)      | 3-9-12 (9)    | 2-6-8 (8)     | 2-5-7 (7)      |
| Young-dnp    |                |                |                |               |               |                |

## multiple-point games (season/career)

| Player (Games)        | Last Time                | Record       |
|-----------------------|--------------------------|--------------|
| Dave Spehar (10/24)   | 3/19/99 vs. UND (2a)     | 2-5-3/14-7-3 |
| Erik Westrum (8/10)   | 3/20/99 vs. CC (3a)      | 1-5-2/2-6-2  |
| Aaron Miskovich (4/6) | 2/19/99 @ SCSU (1g, 1a)  | 1-2-1/2-3-1  |
| Jordan Leopold (4)    | 3/20/99 vs. CC (2a)      | 0-3-1        |
| Rico Pagel (3/9)      | 2/27/99 @ UMD (1g, 1a)   | 3-0-0/6-3-0  |
| Matt Leimbek (3)      | 1/30/99 vs. MTU (1g, 1a) | 2-1-0        |
| Dylan Mills (2/5)     | 2/27/99 @ UMD (2a)       | 2-0-0/5-0-0  |
| Nate Miller (2/4)     | 10/24/99 @ SCSU (2g)     | 1-1-0/3-1-0  |
| Erik Wendell (2)      | 3/5/99 vs. UAA (1g, 1a)  | 2-0-0        |
| Stuart Senden (1/2)   | 1/2/99 @ BC (2a)         | 0-1-0/1-1-0  |
| Doug Meyer (1)        | 3/5/99 vs. WIS (1g, 1a)  | 0-1-1        |
| John Pohl (1)         | 2/27/99 @ UMD (3a)       | 1-0-0        |
| Mike Lyons (0/1)      | 11/9/96 vs. UND (1g, 1a) | 0-0-0/1-0-0  |
| Ryan Trebil (0/1)     | 1/17/98 vs. DU (2a)      | 0-0-0/1-0-0  |

## multiple-goal games (season/career)

| Player (Games)        | Last Time               | Record      |
|-----------------------|-------------------------|-------------|
| Erik Westrum (2/3)    | 3/5/99 vs. WIS (2g)     | 0-1-1/1-1-1 |
| Dave Spehar (1/5)     | 3/18/99 vs. SCSU (2g)   | 1-0-0/5-0-0 |
| Aaron Miskovich (1/2) | 10/17/98 vs. UMD (2g)   | 1-0-0/2-0-0 |
| Jordan Leopold (1)    | 11/27/98 vs. Mich. (2g) | 0-1-0       |
| Nate Miller (1)       | 10/24/98 @ SCSU (2g)    | 0-1-0       |
| Rico Pagel (0/1)      | 12/15/97 vs. SCSU (2g)  | 0-0-0/0-1-0 |
| Stuart Senden (0/1)   | 2/7/98 vs. WIS (2g)     | 0-0-0/1-0-0 |

University of Minnesota  
1998-99 Men's Ice Hockey Statistics  
Record: 15-19- 9/10-12- 6 WCHA

| Date  | Opponent             | Score      | Record   | Site                   | Attend | Goaltender of Record |
|-------|----------------------|------------|----------|------------------------|--------|----------------------|
| 10/ 9 | St. Lawrence         | 4 - 6 L    | 0- 1     | H Mariucci Arena       | 9456   | Adam Hauser 0- 1- 0  |
| 10/10 | Ohio State           | W 4 - 3    | 1- 1     | H Mariucci Arena       | 9467   | Willy Marvin 1- 0- 0 |
| 10/16 | *Minnesota-Duluth    | 2 - 2 T OT | 1- 1- 1  | H Mariucci Arena       | 9791   | Willy Marvin 1- 0- 1 |
| 10/17 | *Minnesota-Duluth    | W 3 - 1    | 2- 1- 1  | H Mariucci Arena       | 9787   | Adam Hauser 1- 1- 0  |
| 10/23 | *St. Cloud State     | W 3 - 0    | 3- 1- 1  | H Mariucci Arena       | 9790   | Adam Hauser 2- 1- 0  |
| 10/24 | *St. Cloud State     | 5 - 6 L    | 3- 2- 1  | A St. Cloud, Minn.     | 7051   | Willy Marvin 1- 1- 1 |
| 10/30 | *Wisconsin           | W 3 - 2    | 4- 2- 1  | A Madison, Wis.        | 13057  | Adam Hauser 3- 1- 0  |
| 10/31 | *Wisconsin           | W 3 - 2    | 5- 2- 1  | A Madison, Wis.        | 14059  | Adam Hauser 4- 1- 0  |
| 11/ 6 | *Colorado College    | 1 - 7 L    | 5- 3- 1  | H Mariucci Arena       | 9776   | Adam Hauser 4- 2- 0  |
| 11/ 7 | *Colorado College    | 1 - 6 L    | 5- 4- 1  | H Mariucci Arena       | 9841   | Adam Hauser 4- 3- 0  |
| 11/13 | *North Dakota        | 4 - 4 T OT | 5- 4- 2  | H Mariucci Arena       | 9860   | Adam Hauser 4- 3- 1  |
| 11/14 | *North Dakota        | 3 - 5 L    | 5- 5- 2  | H Mariucci Arena       | 9908   | Adam Hauser 4- 4- 1  |
| 11/20 | *Alaska-Anchorage    | 3 - 5 L    | 5- 6- 2  | A Anchorage, Alaska    | 3882   | Adam Hauser 4- 5- 1  |
| 11/21 | *Alaska-Anchorage    | W 4 - 1    | 6- 6- 2  | A Anchorage, Alaska    | 4733   | Adam Hauser 5- 5- 1  |
| 11/27 | Michigan             | 2 - 3 L    | 6- 7- 2  | H Mariucci Arena       | 9822   | Adam Hauser 5- 6- 1  |
| 11/29 | Michigan State       | W 2 - 1    | 7- 7- 2  | H Mariucci Arena       | 9563   | Adam Hauser 6- 6- 1  |
| 12/27 | Princeton            | 1 - 4 L    | 7- 8- 2  | H Mariucci Arena       | 9829   | Adam Hauser 6- 7- 1  |
| 12/28 | Ohio State           | 5 - 6 L    | 7- 9- 2  | H Mariucci Arena       | 9648   | Adam Hauser 6- 8- 1  |
| 1/ 2  | Boston College       | 4 - 8 L    | 7-10- 2  | A Boston, Mass.        | 4124   | Adam Hauser 6- 9- 1  |
| 1/ 3  | Boston College       | 3 - 3 T OT | 7-10- 3  | A Boston, Mass.        | 3234   | Adam Hauser 6- 9- 2  |
| 1/ 9  | *Denver              | 3 - 3 T OT | 7-10- 4  | A Colo. Springs, Colo. | 1243   | Adam Hauser 6- 9- 3  |
| 1/10  | *Denver              | 0 - 5 L    | 7-11- 4  | A Denver, Colo.        | 3738   | Adam Hauser 6-10- 3  |
| 1/15  | Minn. State, Mankato | 6 - 6 T OT | 7-11- 5  | H Mariucci Arena       | 9816   | Adam Hauser 6-10- 4  |
| 1/16  | Minn. State, Mankato | 2 - 2 T OT | 7-11- 6  | H Mariucci Arena       | 9807   | Adam Hauser 6-10- 5  |
| 1/22  | *North Dakota        | 4 - 5 L    | 7-12- 6  | A Grand Forks, N.D.    | 6067   | Adam Hauser 6-11- 5  |
| 1/23  | *North Dakota        | 5 - 6 L    | 7-13- 6  | A Grand Forks, N.D.    | 6067   | Adam Hauser 6-12- 5  |
| 1/29  | *Michigan Tech       | W 4 - 2    | 8-13- 6  | H Mariucci Arena       | 9731   | Adam Hauser 7-12- 5  |
| 1/30  | *Michigan Tech       | W 4 - 2    | 9-13- 6  | H Mariucci Arena       | 9814   | Adam Hauser 8-12- 5  |
| 2/ 5  | *Colorado College    | 1 - 5 L    | 9-14- 6  | A Colo. Springs, Colo. | 7181   | Adam Hauser 8-13- 5  |
| 2/ 6  | *Colorado College    | 1 - 3 L    | 9-15- 6  | A Colo. Springs, Colo. | 7296   | Adam Hauser 8-14- 5  |
| 2/13  | *Alaska-Anchorage    | W 5 - 1    | 10-15- 6 | H Mariucci Arena       | 9808   | Adam Hauser 9-14- 5  |
| 2/14  | *Alaska-Anchorage    | 2 - 4 L    | 10-16- 6 | H Mariucci Arena       | 9716   | Adam Hauser 9-15- 5  |
| 2/19  | *St. Cloud State     | 4 - 4 T OT | 10-16- 7 | A St. Cloud, Minn.     | 6587   | Adam Hauser 9-15- 6  |
| 2/20  | *St. Cloud State     | 2 - 2 T OT | 10-16- 8 | H Mariucci Arena       | 9835   | Adam Hauser 9-15- 7  |
| 2/26  | *Minnesota-Duluth    | W 4 - 1    | 11-16- 8 | A Duluth, Minn.        | 5347   | Adam Hauser 10-15- 7 |
| 2/27  | *Minnesota-Duluth    | W 10 - 7   | 12-16- 8 | A Duluth, Minn.        | 5390   | Adam Hauser 11-15- 7 |
| 3/ 5  | *Wisconsin           | 4 - 6 L    | 12-17- 8 | H Mariucci Arena       | 9836   | Adam Hauser 11-16- 7 |
| 3/ 6  | *Wisconsin           | 2 - 2 T OT | 12-17- 9 | H Mariucci Arena       | 9826   | Adam Hauser 11-16- 8 |
| 3/12  | Alaska-Anchorage     | W 4 - 0    | 13-17- 9 | H Mariucci Arena       | 9273   | Adam Hauser 12-16- 8 |
| 3/13  | Alaska-Anchorage     | W 1 - 0    | 14-17- 9 | H Mariucci Arena       | 9468   | Adam Hauser 13-16- 8 |
| 3/18  | St. Cloud State      | W 5 - 3    | 15-17- 9 | N Target Center        | 10128  | Adam Hauser 14-16- 8 |
| 3/19  | North Dakota         | 2 - 6 L    | 15-18- 9 | N Target Center        | 11311  | Adam Hauser 14-17- 8 |
| 3/20  | Colorado College     | 4 - 7 L    | 15-19- 9 | N Target Center        | 6276   | Adam Hauser 14-18- 8 |

\*-WCHA Game

| Record                 | W  | L  | T | Pct  | Attendance # | Total | Avg    |
|------------------------|----|----|---|------|--------------|-------|--------|
| All Games              | 15 | 19 | 9 | .453 | Home         | 24    | 233468 |
| WCHA                   | 10 | 12 | 6 | .464 | Away         | 16    | 99056  |
| Home                   | 9  | 9  | 6 | .500 | Neutral      | 3     | 27715  |
| Away                   | 5  | 8  | 3 | .406 | Total        | 43    | 360239 |
| Neutral                | 1  | 2  | 0 | .333 |              |       | 8378   |
| Ahead After 1 Period   | 8  | 2  | 3 | .731 |              |       |        |
| Behind After 1 Period  | 0  | 11 | 5 | .156 |              |       |        |
| Tied After 1 Period    | 7  | 6  | 1 | .536 |              |       |        |
| Ahead After 2 Periods  | 12 | 2  | 1 | .833 |              |       |        |
| Behind After 2 Periods | 0  | 13 | 4 | .118 |              |       |        |
| Tied After 2 Periods   | 3  | 4  | 4 | .455 |              |       |        |

University of Minnesota  
1998-99 Men's Ice Hockey Statistics  
Record: 15-19- 9/10-12- 6 WCHA

| Golden Gophers  | GP/ GS | G   | A   | Pts +/- | Sht  | Sht % | Pen/ | Min | PP | SH | EN | GW | GT | HT |
|-----------------|--------|-----|-----|---------|------|-------|------|-----|----|----|----|----|----|----|
| Reggie Berg     | 43/ 31 | 20  | 28  | 48 2    | 199  | 10.1  | 28/  | 64  | 4  | 1  | 1  | 2  | 1  | 1  |
| Wyatt Smith     | 43/ 25 | 23  | 20  | 43 -7   | 164  | 14.0  | 17/  | 37  | 8  | 3  | 1  | 3  | 0  | 1  |
| Dave Spehar     | 42/ 11 | 13  | 23  | 36 -10  | 111  | 11.7  | 16/  | 32  | 11 | 0  | 0  | 2  | 1  | 0  |
| Erik Westrum    | 41/ 25 | 10  | 26  | 36 -5   | 131  | 7.6   | 27/  | 81  | 4  | 2  | 0  | 1  | 1  | 0  |
| Jordan Leopold  | 39/ 21 | 7   | 16  | 23 -4   | 90   | 7.8   | 10/  | 20  | 1  | 0  | 0  | 0  | 1  | 0  |
| Aaron Miskovich | 42/ 11 | 11  | 11  | 22 -6   | 105  | 10.5  | 14/  | 36  | 2  | 2  | 0  | 3  | 0  | 0  |
| Mike Anderson   | 43/ 13 | 10  | 7   | 17 -8   | 115  | 8.7   | 28/  | 64  | 0  | 1  | 0  | 2  | 0  | 0  |
| John Pohl       | 42/ 3  | 7   | 10  | 17 -11  | 41   | 17.1  | 9/   | 18  | 1  | 0  | 0  | 0  | 0  | 0  |
| Rico Pagel      | 32/ 1  | 4   | 11  | 15 -1   | 51   | 7.8   | 4/   | 8   | 1  | 0  | 0  | 1  | 1  | 0  |
| Erik Wendell    | 41/ 5  | 7   | 7   | 14 2    | 69   | 10.1  | 23/  | 46  | 2  | 0  | 0  | 0  | 0  | 0  |
| Nate Miller     | 43/ 15 | 6   | 8   | 14 -10  | 76   | 7.9   | 27/  | 70  | 2  | 0  | 0  | 0  | 0  | 0  |
| Dylan Mills     | 39/ 9  | 2   | 12  | 14 4    | 52   | 3.8   | 19/  | 38  | 1  | 0  | 0  | 0  | 0  | 0  |
| Matt Leimbek    | 28/ 0  | 4   | 8   | 12 3    | 26   | 15.4  | 5/   | 10  | 3  | 0  | 0  | 1  | 0  | 0  |
| Stuart Senden   | 34/ 3  | 4   | 5   | 9 2     | 42   | 9.5   | 6/   | 12  | 0  | 0  | 0  | 0  | 0  | 0  |
| Bill Kohn       | 43/ 31 | 3   | 6   | 9 2     | 62   | 4.8   | 39/  | 97  | 1  | 0  | 0  | 0  | 0  | 0  |
| Nick Angell     | 37/ 4  | 1   | 8   | 9 -16   | 42   | 2.4   | 9/   | 21  | 1  | 0  | 0  | 0  | 0  | 0  |
| Doug Meyer      | 36/ 1  | 4   | 4   | 8 -7    | 31   | 12.9  | 9/   | 18  | 0  | 0  | 0  | 0  | 0  | 0  |
| Mike Lyons      | 42/ 6  | 1   | 4   | 5 -7    | 49   | 2.0   | 19/  | 54  | 0  | 0  | 0  | 0  | 0  | 0  |
| Brad Timmons    | 11/ 0  | 1   | 2   | 3 0     | 6    | 16.7  | 4/   | 8   | 0  | 0  | 0  | 0  | 0  | 0  |
| Ryan Trebil     | 21/ 0  | 1   | 2   | 3 -6    | 18   | 5.6   | 16/  | 40  | 0  | 0  | 0  | 0  | 0  | 0  |
| Pat O'Leary     | 17/ 0  | 0   | 2   | 2 -2    | 11   | 0.0   | 4/   | 8   | 0  | 0  | 0  | 0  | 0  | 0  |
| Mark Nenovich   | 13/ 0  | 0   | 0   | 0 0     | 8    | 0.0   | 9/   | 18  | 0  | 0  | 0  | 0  | 0  | 0  |
| Adam Hauser     | 40/ 40 | 0   | 0   | 0 0     | 0    | 0.0   | 5/   | 10  | 0  | 0  | 0  | 0  | 0  | 0  |
| Cory Miller     | 2/ 0   | 0   | 0   | 0 0     | 6    | 0.0   | 3/   | 6   | 0  | 0  | 0  | 0  | 0  | 0  |
| Willy Marvin    | 4/ 3   | 0   | 0   | 0 0     | 0    | 0.0   | 0/   | 0   | 0  | 0  | 0  | 0  | 0  | 0  |
| Team            | 7/ 0   | 0   | 0   | 0 0     | 0    | 0.0   | 0/   | 0   | 0  | 0  | 0  | 0  | 0  | 0  |
| Rob LaRue       | 5/ 0   | 0   | 0   | 0 0     | 0    | 0.0   | 0/   | 0   | 0  | 0  | 0  | 0  | 0  | 0  |
| Golden Gophers  | 43/ 43 | 139 | 220 | 359     | 1505 | 9.2   | 354/ | 824 | 42 | 9  | 2  | 15 | 5  | 2  |
| Opponents       | 43/ 43 | 157 | 243 | 400     | 1233 | 12.7  | 366/ | 821 | 41 | 1  | 7  | 19 | 4  | 4  |

Bench Penalties: Golden Gophers 4 (8 Minutes); Opponents 6 (12 Minutes)  
Power Play: Golden Gophers 42/215 (19.5%); Opponents 41/204 (20.1%);

Goaltending Statistics

| Golden Gophers | GP/ GS | Min     | GAA  | W  | L  | T | ENG | Sho | GA  | Sv   | Sv % |
|----------------|--------|---------|------|----|----|---|-----|-----|-----|------|------|
| Rob LaRue      | 5/ 0   | 62:47   | 1.91 | 0  | 0  | 0 | 0   | 0   | 2   | 33   | .943 |
| Adam Hauser    | 40/ 40 | 2350:08 | 3.47 | 14 | 18 | 8 | 0   | 3   | 136 | 963  | .876 |
| Willy Marvin   | 4/ 3   | 198:58  | 3.62 | 1  | 1  | 1 | 0   | 0   | 12  | 80   | .870 |
| Golden Gophers | 43/ 43 | 2611:53 | 3.45 | 15 | 19 | 9 | 7   | 3   | 150 | 1076 | .878 |
| Opponents      | 43/ 43 | 2616:49 | 3.14 | 19 | 15 | 9 | 2   | 1   | 137 | 1366 | .909 |

Statistics by Period

| Goals          | 1   | 2   | 3   | OT | Tot  | Penalties       | 1   | 2   | 3   | OT | Tot |
|----------------|-----|-----|-----|----|------|-----------------|-----|-----|-----|----|-----|
| Golden Gophers | 43  | 48  | 48  | 0  | 139  | Golden Gophers  | 119 | 104 | 122 | 9  | 354 |
| Opponents      | 57  | 52  | 48  | 0  | 157  | Opponents       | 115 | 115 | 127 | 9  | 366 |
| Shots          | 1   | 2   | 3   | OT | Tot  | Penalty Minutes | 1   | 2   | 3   | OT | Tot |
| Golden Gophers | 458 | 521 | 500 | 26 | 1505 | Golden Gophers  | 260 | 208 | 330 | 26 | 824 |
| Opponents      | 403 | 423 | 387 | 18 | 1231 | Opponents       | 249 | 249 | 305 | 18 | 821 |

University of Minnesota  
1998-99 Men's Ice Hockey Statistics  
WCHA Games Only

| Golden Gophers  | GP/ GS | G  | A   | Pts +/- | Sht | Sht % | Pen/ | Min | PP | SH | EN | GW | GT | HT |
|-----------------|--------|----|-----|---------|-----|-------|------|-----|----|----|----|----|----|----|
| Reggie Berg     | 28/ 19 | 15 | 17  | 32 1    | 125 | 12.0  | 14/  | 28  | 2  | 1  | 0  | 2  | 1  | 1  |
| Wyatt Smith     | 28/ 15 | 16 | 12  | 28 -4   | 98  | 16.3  | 13/  | 26  | 5  | 3  | 1  | 2  | 0  | 1  |
| Dave Spehar     | 27/ 7  | 7  | 14  | 21 -7   | 75  | 9.3   | 13/  | 26  | 7  | 0  | 0  | 1  | 1  | 0  |
| Erik Westrum    | 26/ 16 | 6  | 13  | 19 -8   | 75  | 8.0   | 18/  | 55  | 3  | 2  | 0  | 1  | 0  | 0  |
| Aaron Miskovich | 27/ 9  | 6  | 7   | 13 -6   | 77  | 7.8   | 11/  | 30  | 1  | 2  | 0  | 1  | 0  | 0  |
| Jordan Leopold  | 28/ 15 | 5  | 8   | 13 -6   | 59  | 8.5   | 8/   | 16  | 1  | 0  | 0  | 0  | 1  | 0  |
| Mike Anderson   | 28/ 5  | 6  | 5   | 11 -7   | 77  | 7.8   | 14/  | 28  | 0  | 0  | 0  | 2  | 0  | 0  |
| Matt Leimbek    | 21/ 0  | 4  | 7   | 11 3    | 18  | 22.2  | 4/   | 8   | 3  | 0  | 0  | 1  | 0  | 0  |
| Dylan Mills     | 25/ 5  | 2  | 9   | 11 4    | 33  | 6.1   | 11/  | 22  | 1  | 0  | 0  | 0  | 0  | 0  |
| Erik Wendell    | 27/ 4  | 5  | 5   | 10 2    | 44  | 11.4  | 14/  | 28  | 1  | 0  | 0  | 0  | 0  | 0  |
| John Pohl       | 27/ 3  | 3  | 6   | 9 -12   | 25  | 12.0  | 5/   | 10  | 0  | 0  | 0  | 0  | 0  | 0  |
| Rico Pagel      | 18/ 0  | 2  | 7   | 9 2     | 30  | 6.7   | 3/   | 6   | 1  | 0  | 0  | 0  | 0  | 0  |
| Nate Miller     | 28/ 13 | 4  | 4   | 8 -9    | 54  | 7.4   | 19/  | 46  | 2  | 0  | 0  | 0  | 0  | 0  |
| Nick Angell     | 24/ 2  | 0  | 7   | 7 -11   | 26  | 0.0   | 7/   | 17  | 0  | 0  | 0  | 0  | 0  | 0  |
| Doug Meyer      | 23/ 0  | 3  | 3   | 6 -4    | 21  | 14.3  | 7/   | 14  | 0  | 0  | 0  | 0  | 0  | 0  |
| Bill Kohn       | 28/ 21 | 3  | 2   | 5 -2    | 38  | 7.9   | 23/  | 65  | 1  | 0  | 0  | 0  | 0  | 0  |
| Stuart Senden   | 22/ 2  | 2  | 3   | 5 1     | 26  | 7.7   | 3/   | 6   | 0  | 0  | 0  | 0  | 0  | 0  |
| Mike Lyons      | 28/ 4  | 1  | 4   | 5 -2    | 32  | 3.1   | 12/  | 24  | 0  | 0  | 0  | 0  | 0  | 0  |
| Pat O'Leary     | 12/ 0  | 0  | 2   | 2 -3    | 8   | 0.0   | 2/   | 4   | 0  | 0  | 0  | 0  | 0  | 0  |
| Brad Timmons    | 5/ 0   | 0  | 1   | 1 0     | 1   | 0.0   | 1/   | 2   | 0  | 0  | 0  | 0  | 0  | 0  |
| Ryan Trebil     | 15/ 0  | 0  | 1   | 1 -3    | 10  | 0.0   | 11/  | 22  | 0  | 0  | 0  | 0  | 0  | 0  |
| Mark Nenovich   | 8/ 0   | 0  | 0   | 0 1     | 4   | 0.0   | 5/   | 10  | 0  | 0  | 0  | 0  | 0  | 0  |
| Adam Hauser     | 26/ 26 | 0  | 0   | 0 0     | 0   | 0.0   | 3/   | 6   | 0  | 0  | 0  | 0  | 0  | 0  |
| Cory Miller     | 1/ 0   | 0  | 0   | 0 0     | 2   | 0.0   | 2/   | 4   | 0  | 0  | 0  | 0  | 0  | 0  |
| Willy Marvin    | 3/ 2   | 0  | 0   | 0 0     | 0   | 0.0   | 0/   | 0   | 0  | 0  | 0  | 0  | 0  | 0  |
| Team            | 5/ 0   | 0  | 0   | 0 0     | 0   | 0.0   | 0/   | 0   | 0  | 0  | 0  | 0  | 0  | 0  |
| Rob LaRue       | 3/ 0   | 0  | 0   | 0 0     | 0   | 0.0   | 0/   | 0   | 0  | 0  | 0  | 0  | 0  | 0  |
| Golden Gophers  | 28/ 28 | 90 | 137 | 227     | 958 | 9.4   | 226/ | 509 | 28 | 8  | 1  | 10 | 3  | 2  |
| Opponents       | 28/ 28 | 99 | 155 | 254     | 792 | 12.5  | 231/ | 500 | 24 | 0  | 5  | 12 | 3  | 2  |

Bench Penalties: Golden Gophers 3 (6 Minutes); Opponents 4 (8 Minutes)  
Power Play: Golden Gophers 28/137 (20.4%); Opponents 24/133 (18.0%);

Goaltending Statistics

| Golden Gophers | GP/ GS | Min     | GAA  | W  | L  | T | ENG | Sho | GA | Sv  | Sv %  |
|----------------|--------|---------|------|----|----|---|-----|-----|----|-----|-------|
| Rob LaRue      | 3/ 0   | 27:47   | 0.00 | 0  | 0  | 0 | 0   | 0   | 0  | 13  | 1.000 |
| Adam Hauser    | 26/ 26 | 1536:22 | 3.32 | 10 | 11 | 5 | 0   | 1   | 85 | 620 | .879  |
| Willy Marvin   | 3/ 2   | 138:58  | 3.89 | 0  | 1  | 1 | 0   | 0   | 9  | 60  | .870  |
| Golden Gophers | 28/ 28 | 1703:07 | 3.31 | 10 | 12 | 6 | 5   | 1   | 94 | 693 | .881  |
| Opponents      | 28/ 28 | 1704:12 | 3.13 | 12 | 10 | 6 | 1   | 1   | 89 | 868 | .907  |

Statistics by Period

| Goals          | 1   | 2   | 3   | OT | Tot | Penalties       | 1   | 2   | 3   | OT | Tot |
|----------------|-----|-----|-----|----|-----|-----------------|-----|-----|-----|----|-----|
| Golden Gophers | 33  | 31  | 26  | 0  | 90  | Golden Gophers  | 71  | 72  | 82  | 1  | 226 |
| Opponents      | 43  | 27  | 29  | 0  | 99  | Opponents       | 71  | 80  | 78  | 2  | 231 |
| Shots          | 1   | 2   | 3   | OT | Tot | Penalty Minutes | 1   | 2   | 3   | OT | Tot |
| Golden Gophers | 297 | 327 | 316 | 18 | 958 | Golden Gophers  | 161 | 144 | 202 | 2  | 509 |
| Opponents      | 264 | 255 | 253 | 18 | 790 | Opponents       | 161 | 160 | 175 | 4  | 500 |



University of Minnesota  
1998-99 Men's Ice Hockey Statistics  
nonconference games

| Golden Gophers  | GP/ GS | G  | A  | Pts +/- | Sht | Sht % | Pen/ | Min | PP | SH | EN | GW | GT | HT |
|-----------------|--------|----|----|---------|-----|-------|------|-----|----|----|----|----|----|----|
| Wyatt Smith     | 10/ 5  | 6  | 6  | 12 -3   | 43  | 14.0  | 3/   | 9   | 3  | 0  | 0  | 1  | 0  | 0  |
| Erik Westrum    | 10/ 4  | 4  | 8  | 12 1    | 37  | 10.8  | 5/   | 18  | 1  | 0  | 0  | 0  | 1  | 0  |
| Reggie Berg     | 10/ 7  | 2  | 7  | 9 0     | 56  | 3.6   | 11/  | 30  | 0  | 0  | 0  | 0  | 0  | 0  |
| Dave Spehar     | 10/ 3  | 3  | 5  | 8 -3    | 19  | 15.8  | 3/   | 6   | 3  | 0  | 0  | 0  | 0  | 0  |
| Jordan Leopold  | 6/ 6   | 2  | 5  | 7 1     | 22  | 9.1   | 2/   | 4   | 0  | 0  | 0  | 0  | 0  | 0  |
| Aaron Miskovich | 10/ 2  | 3  | 3  | 6 -1    | 14  | 21.4  | 3/   | 6   | 0  | 0  | 0  | 1  | 0  | 0  |
| John Pohl       | 10/ 0  | 2  | 3  | 5 1     | 9   | 22.2  | 1/   | 2   | 0  | 0  | 0  | 0  | 0  | 0  |
| Nate Miller     | 10/ 2  | 2  | 3  | 5 -2    | 15  | 13.3  | 6/   | 20  | 0  | 0  | 0  | 0  | 0  | 0  |
| Mike Anderson   | 10/ 3  | 2  | 2  | 4 0     | 24  | 8.3   | 13/  | 34  | 0  | 1  | 0  | 0  | 0  | 0  |
| Stuart Senden   | 9/ 1   | 2  | 2  | 4 2     | 15  | 13.3  | 2/   | 4   | 0  | 0  | 0  | 0  | 0  | 0  |
| Rico Pagel      | 9/ 1   | 1  | 3  | 4 -3    | 17  | 5.9   | 1/   | 2   | 0  | 0  | 0  | 0  | 1  | 0  |
| Dylan Mills     | 10/ 4  | 0  | 3  | 3 2     | 13  | 0.0   | 6/   | 12  | 0  | 0  | 0  | 0  | 0  | 0  |
| Brad Timmons    | 5/ 0   | 1  | 1  | 2 1     | 4   | 25.0  | 2/   | 4   | 0  | 0  | 0  | 0  | 0  | 0  |
| Doug Meyer      | 8/ 1   | 1  | 1  | 2 -2    | 5   | 20.0  | 0/   | 0   | 0  | 0  | 0  | 0  | 0  | 0  |
| Ryan Trebil     | 5/ 0   | 1  | 1  | 2 -2    | 7   | 14.3  | 5/   | 18  | 0  | 0  | 0  | 0  | 0  | 0  |
| Bill Kohn       | 10/ 6  | 0  | 2  | 2 2     | 20  | 0.0   | 9/   | 18  | 0  | 0  | 0  | 0  | 0  | 0  |
| Nick Angell     | 8/ 2   | 1  | 0  | 1 -6    | 10  | 10.0  | 2/   | 4   | 1  | 0  | 0  | 0  | 0  | 0  |
| Matt Leimbek    | 3/ 0   | 0  | 1  | 1 1     | 5   | 0.0   | 1/   | 2   | 0  | 0  | 0  | 0  | 0  | 0  |
| Mark Nenovich   | 5/ 0   | 0  | 0  | 0 -1    | 4   | 0.0   | 4/   | 8   | 0  | 0  | 0  | 0  | 0  | 0  |
| Adam Hauser     | 9/ 9   | 0  | 0  | 0 0     | 0   | 0.0   | 2/   | 4   | 0  | 0  | 0  | 0  | 0  | 0  |
| Mike Lyons      | 10/ 2  | 0  | 0  | 0 -3    | 13  | 0.0   | 6/   | 28  | 0  | 0  | 0  | 0  | 0  | 0  |
| Pat O'Leary     | 2/ 0   | 0  | 0  | 0 1     | 1   | 0.0   | 2/   | 4   | 0  | 0  | 0  | 0  | 0  | 0  |
| Cory Miller     | 1/ 0   | 0  | 0  | 0 0     | 4   | 0.0   | 1/   | 2   | 0  | 0  | 0  | 0  | 0  | 0  |
| Erik Wendell    | 9/ 1   | 0  | 0  | 0 0     | 16  | 0.0   | 6/   | 12  | 0  | 0  | 0  | 0  | 0  | 0  |
| Willy Marvin    | 1/ 1   | 0  | 0  | 0 0     | 0   | 0.0   | 0/   | 0   | 0  | 0  | 0  | 0  | 0  | 0  |
| Team            | 1/ 0   | 0  | 0  | 0 0     | 0   | 0.0   | 0/   | 0   | 0  | 0  | 0  | 0  | 0  | 0  |
| Golden Gophers  | 10/ 10 | 33 | 56 | 89      | 373 | 8.8   | 97/  | 253 | 8  | 1  | 0  | 2  | 2  | 0  |
| Opponents       | 10/ 10 | 42 | 60 | 102     | 285 | 14.7  | 103/ | 257 | 11 | 1  | 1  | 5  | 1  | 1  |

Bench Penalties: Golden Gophers 1 (2 Minutes); Opponents 1 (2 Minutes)  
Power Play: Golden Gophers 8/56 (14.3%); Opponents 11/50 (22.0%);

Goaltending Statistics

| Golden Gophers | GP/ GS | Min    | GAA  | W | L | T | ENG | Sho | GA | Sv  | Sv % |
|----------------|--------|--------|------|---|---|---|-----|-----|----|-----|------|
| Willy Marvin   | 1/ 1   | 60:00  | 3.00 | 1 | 0 | 0 | 0   | 0   | 3  | 20  | .870 |
| Adam Hauser    | 9/ 9   | 549:21 | 4.15 | 1 | 5 | 3 | 0   | 0   | 38 | 223 | .854 |
| Golden Gophers | 10/ 10 | 609:21 | 4.04 | 2 | 5 | 3 | 1   | 0   | 41 | 243 | .856 |
| Opponents      | 10/ 10 | 614:08 | 3.22 | 5 | 2 | 3 | 0   | 0   | 33 | 340 | .912 |

Statistics by Period

| Goals          | 1   | 2   | 3   | OT | Tot | Penalties       | 1  | 2  | 3   | OT | Tot |
|----------------|-----|-----|-----|----|-----|-----------------|----|----|-----|----|-----|
| Golden Gophers | 5   | 11  | 17  | 0  | 33  | Golden Gophers  | 31 | 22 | 36  | 8  | 97  |
| Opponents      | 10  | 16  | 16  | 0  | 42  | Opponents       | 31 | 25 | 40  | 7  | 103 |
| Shots          | 1   | 2   | 3   | OT | Tot | Penalty Minutes | 1  | 2  | 3   | OT | Tot |
| Golden Gophers | 107 | 132 | 126 | 8  | 373 | Golden Gophers  | 65 | 44 | 120 | 24 | 253 |
| Opponents      | 88  | 116 | 81  | 0  | 285 | Opponents       | 62 | 69 | 112 | 14 | 257 |



# GOLDEN GOPHER

## HOCKEY

University of Minnesota  
Men's Media Relations

Phone: (612) 625-4090

Fax: (612) 625-0359

Website: www.gophersports.com

Contact: Brad Ruitter

Phone: (612) 625-4389

E-Mail: ruite001@gold.tc.umn.edu

**WEEKLY RELEASE**  
**October 18, 1999**

### LAST WEEKEND

#### The Golden Gophers

opened the 1999-2000 season last weekend with a pair of well-played games against the defending NCAA champion Maine Black Bears in Orono, Maine. Minnesota dropped a 5-3 decision (open-net goal) on Saturday before losing another one-goal decision (5-4) on Sunday afternoon.

**The Fighting Sioux** are opening the 1999-2000 campaign this weekend. North Dakota captured their third consecutive WCHA regular season title with a 24-2-2 league mark last year. The Fighting Sioux finished the 1998-99 season with an overall record of 32-6-2.

### MEDIA INFORMATION

**TV:** Midwest Sports Channel (Live)/Frank Mazzocco-play-by-play; Tom Reid-color

**RADIO:** KSTP-AM (Live)/Dan Terhaar-play-by-play; Glen Sonmor-color

**INTERVIEWS:** The coaching staff and players are available for interviews on WEDNESDAYS by request through the media relations office. The Golden Gopher locker room is CLOSED to the media at all times. Postgame interviews should be done outside the locker room after a 10 minute cooling off period.

## This Weekend

**North Dakota (000, 000) at Minnesota (020, 000)**

**Mariucci Arena • Minneapolis, Minn.**

**Friday, October 22 • 7:05 p.m. (CST)**

**Saturday, October 23 • 7:05 p.m. (CST)**

### Series Information

**Series Notes:** North Dakota owns an 8-1-1 advantage in the last 10 meetings, however, Minnesota still has a decisive 25-16-5 edge in the '90s • the last eight regular-season meetings have been decided by a total of 10 goals, with two of the goals empty-net tallies • the last Minnesota win in the series was a 6-5 victory on Oct. 31, 1997 at Mariucci Arena • the Fighting Sioux has won the last nine contests in Grand Forks • Golden Gopher Head Coach Don Lucia is 10-14-3 in 27 games against UND • Minnesota is 7-2-3 against North Dakota in the new Mariucci Arena, including an unbeaten mark of 4-0-2 in Friday night games

**Last Season:** North Dakota won four of the five games between the two schools last season, with the lone exception a 4-4 tie on Nov. 13 at Mariucci Arena • in the tie, Minnesota rallied two times from three-goal deficits (3-0, 4-1) • the Golden Gophers scored the final three goals in the game in a span of 8:09 of the third period • UND turned the "comeback" tables on Minnesota on Jan. 23 in Grand Forks, as the Fighting Sioux rallied from deficits of 4-1 and 5-3 to earn a 6-5 win with three third-period goals in a span of 2:30 • Minnesota was 5-for-20 (.250) on the power play, while North Dakota was 7-for-25 (.280) with the man advantage

### Team Comparisons (\*-1998-99 season)

|                            | *North Dakota  | Minnesota    |
|----------------------------|----------------|--------------|
| <b>Power Play</b>          | 54/226 (.239)  | 1/13 (.077)  |
| <b>League Power Play</b>   | 41/159 (.258)  | n/a          |
| <b>Penalty Kill</b>        | 153/184 (.832) | 10/13 (.769) |
| <b>League Penalty Kill</b> | 98/122 (.803)  | n/a          |
| <b>Last 10 Games</b>       | 6-4-0 (.600)   | 4-5-1 (.450) |
| <b>Home</b>                | 18-3-0 (.857)  | n/a          |
| <b>Road</b>                | 13-1-2 (.875)  | 0-2-0 (.000) |
| <b>Goals/Game</b>          | 4.98           | 3.50         |
| <b>Goals Allowed/Game</b>  | 2.60           | 5.00         |
| <b>Penalties/Game</b>      | 8.08           | 10.50        |
| <b>Shots On Goal/Game</b>  | 38.73          | 33.50        |

### Career Scoring vs. North Dakota

| Player (games)      | G-A--Pts | Notes                            |
|---------------------|----------|----------------------------------|
| Dave Spehar (14)    | 5-13--18 | 5a in Mariucci games last yr.    |
| Aaron Miskovich (9) | 4-4--8   | 3 mult. pt games                 |
| Erik Westrum (9)    | 2-6--8   | 2a on 1/23/99                    |
| Nate Miller (14)    | 4-3--7   | 2g at UND as a sophomore         |
| Mike Lyons (14)     | 1-5--6   | assist on Leimbek goal 1/23/99   |
| Dylan Mills (9)     | 3-1--4   | all career goals vs. UND         |
| Rico Pagel (11)     | 1-2--3   | 1g, 1a in 6-4 loss on 1/31/97    |
| Matt Leimbek (9)    | 1-2--3   | first career goal on 1/23/99     |
| Erik Wendell (5)    | 2-0--2   | goal in Final Five game last yr. |
| John Pohl (5)       | 0-2--2   | assist in Final Five last yr.    |
| Stuart Senden (9)   | 0-2--2   | assist on goal on 10/31/97       |
| Jordan Leopold (5)  | 1-0--1   | first career goal on 11/13/98    |
| Nick Angell (5)     | 0-1--1   | assist on goal on 1/23/99        |
| Ryan Trebil (9)     | 0-1--1   | assist on goal on 11/14/98       |

### SCHEDULE/RESULTS

|                            |                                 |            |
|----------------------------|---------------------------------|------------|
| Oct. 16                    | #@ Maine                        | L5-3       |
| Oct. 17                    | #@ Maine                        | L5-4       |
| Oct. 22                    | NORTH DAKOTA                    | 7:05 p.m.  |
| Oct. 23                    | NORTH DAKOTA                    | 7:05 p.m.  |
| Oct. 29                    | #BOSTON COLL                    | 7:05 p.m.  |
| Oct. 30                    | #BOSTON COLL                    | 7:05 p.m.  |
| Nov. 5                     | @ Colorado Col                  | 8:35 p.m.  |
| Nov. 6                     | @ Colorado Col                  | 8:05 p.m.  |
| Nov. 12                    | @ Wisconsin                     | 7:05 p.m.  |
| Nov. 13                    | @ Wisconsin                     | 7:05 p.m.  |
| Nov. 19                    | MINN-DULUTH                     | 7:05 p.m.  |
| Nov. 20                    | MINN-DULUTH                     | 7:05 p.m.  |
| Nov. 26                    | #@ Michigan                     | 6:35 p.m.  |
| Nov. 27                    | #@ Michigan St.                 | 6:05 p.m.  |
| Dec. 3                     | @ Alaska-Anch.                  | 10:35 p.m. |
| Dec. 4                     | @ Alaska-Anch.                  | 10:35 p.m. |
| Dec. 10                    | @ St. Cloud State               | 7:35 p.m.  |
| Dec. 11                    | ST. CLOUD STATE                 | 7:05 p.m.  |
| Dec. 15                    | *VALERENGA                      | 7:05 p.m.  |
| Dec. 29                    | MARIUCCI CLASSIC                |            |
| Na. Michigan/UMass-Amherst |                                 | 4 p.m.     |
| #Harvard/Minnesota         |                                 | 7 p.m.     |
| Dec. 30                    | MARIUCCI CLASSIC                |            |
| Third place game           |                                 | 4 p.m.     |
| Championship game          |                                 | 7 p.m.     |
| Jan. 14                    | DENVER                          | 7:05 p.m.  |
| Jan. 15                    | DENVER                          | 7:05 p.m.  |
| Jan. 21                    | @ North Dakota                  | 7:35 p.m.  |
| Jan. 22                    | @ North Dakota                  | 7:35 p.m.  |
| Jan. 28                    | MSU MANKATO                     | 7:05 p.m.  |
| Jan. 29                    | MSU MANKATO                     | 7:05 p.m.  |
| Feb. 4                     | @ Minn-Duluth                   | 7:05 p.m.  |
| Feb. 5                     | @ Minn-Duluth                   | 7:05 p.m.  |
| Feb. 11                    | COLORADO COLL                   | 7:05 p.m.  |
| Feb. 12                    | COLORADO COLL                   | 7:05 p.m.  |
| Feb. 18                    | @ Michigan Tech                 | 6:35 p.m.  |
| Feb. 19                    | @ Michigan Tech                 | 6:05 p.m.  |
| Feb. 25                    | WISCONSIN                       | 7:05 p.m.  |
| Feb. 26                    | WISCONSIN                       | 7:05 p.m.  |
| March 3                    | ST. CLOUD STATE                 | 7:05 p.m.  |
| March 4                    | @ St. Cloud State               | 7:05 p.m.  |
| March 10-12                | WCHA FIRST ROUND                |            |
| March 16-18                | WCHA FINAL FIVE                 |            |
|                            | (@ Target Center, Minneapolis)  |            |
| March 24-26                | NCAA REGIONALS                  |            |
|                            | (@ Mariucci Arena, Minneapolis) |            |
|                            | (@ Pepsi Arena, Albany, N.Y.)   |            |
| April 6                    | NCAA SEMIFINALS                 |            |
|                            | (@ Providence, R.I.)            |            |
| April 8                    | NCAA CHAMPIONSHIP               |            |
|                            | (@ Providence, R.I.)            |            |

\*- exhibition game  
#- nonconference game  
all game times are Central  
game times are subject to change

## 1999-2000 RECORD WHEN

|                                      |       |
|--------------------------------------|-------|
| Overall Record                       | 0-2-0 |
| WCHA Record                          | 0-0-0 |
| Home Record                          | 0-0-0 |
| Road Record                          | 0-2-0 |
| Neutral Site Record                  | 0-0-0 |
| Last 20 Games                        | 8-9-3 |
| Last 10 Games                        | 4-5-1 |
| Last 5 Games                         | 1-4-0 |
| Scoring A Power-Play Goal            | 0-1-0 |
| Not Scoring A Power-Play Goal        | 0-1-0 |
| Allowing A Power-Play Goal           | 0-2-0 |
| Not Allowing A Power-Play Goal       | 0-0-0 |
| Scoring A Short-Handed Goal          | 0-2-0 |
| Allowing A Short-Handed Goal         | 0-0-0 |
| 10 Or More Penalties                 | 0-1-0 |
| Fewer Than 10 Penalties              | 0-1-0 |
| More Penalties Than Opponent         | 0-1-0 |
| Fewer Penalties Than Opponent        | 0-1-0 |
| Same Amount Of Penalties             | 0-0-0 |
| In One-Goal Games                    | 0-1-0 |
| In Two-Goal Games                    | 0-1-0 |
| In Three-Goal or More Games          | 0-0-0 |
| In Overtime Games                    | 0-0-0 |
| Scoring 4 or More Goals              | 0-1-0 |
| Scoring 3 or Fewer Goals             | 0-1-0 |
| Scoring 3 or More Goals              | 0-2-0 |
| Scoring 2 or Fewer Goals             | 0-0-0 |
| Allowing 4 or More Goals             | 0-2-0 |
| Allowing 3 or Fewer Goals            | 0-0-0 |
| Scoring First Goal Of Game           | 0-2-0 |
| Opponents Score First                | 0-0-0 |
| Leading After One Period             | 0-1-0 |
| Trailing After One Period            | 0-0-0 |
| Tied After One Period                | 0-1-0 |
| Scoring First Goal Of Second Period  | 0-2-0 |
| Leading After Two Periods            | 0-0-0 |
| Trailing After Two Periods           | 0-1-0 |
| Tied After Two Periods               | 0-1-0 |
| Scoring First Goal Of Third Period   | 0-1-0 |
| Having 10-19 Shots On Goal           | 0-0-0 |
| Having 20-29 Shots On Goal           | 0-0-0 |
| Having 30-39 Shots On Goal           | 0-2-0 |
| Having 40 or More Shots On Goal      | 0-0-0 |
| Allowing Fewer Than 10 Shots On Goal | 0-0-0 |
| Allowing 10-19 Shots On Goal         | 0-0-0 |
| Allowing 20-29 Shots On Goal         | 0-1-0 |
| Allowing 30-39 Shots On Goal         | 0-1-0 |
| Allowing 40 or More Shots On Goal    | 0-0-0 |
| Outshooting Opponent                 | 0-2-0 |
| Opponent Outshoots Minnesota         | 0-0-0 |
| Shots Are Even                       | 0-0-0 |
| October                              | 0-2-0 |
| November                             | 0-0-0 |
| December                             | 0-0-0 |
| January                              | 0-0-0 |
| February                             | 0-0-0 |
| March                                | 0-0-0 |
| Thursdays                            | 0-0-0 |
| Fridays                              | 0-0-0 |
| Saturdays                            | 0-1-0 |
| Sundays                              | 0-1-0 |
| Mondays                              | 0-0-0 |
| Series Record                        | 0-1-0 |
| Games Following A Win                | 0-0-0 |
| Games Following A Loss               | 0-1-0 |
| Games Following A Tie                | 0-0-0 |

## News & Notes

**The Coaches:** Minnesota Head Coach **Don Lucia** will be coaching his first game behind the Golden Gopher bench at Mariucci Arena this weekend. Lucia, who has compiled a record of 279-157-28 (.631) in 13 seasons overall as a head coach, led Colorado College to the NCAA Tournament in each of the last four seasons. Lucia was 166-68-18 (.694) in six seasons with the Tigers, and is 119-49-16 (.690) in WCHA games. North Dakota Head Coach **Dean Blais** is in his sixth season in charge of the Fighting Sioux program, with an overall record of 130-60-5 (.679).

**Coach Lucia On The Air:** Coach Lucia's regular weekly media appearances are as follows: KSTP-AM (1500) - Thursday mornings (7:45) with Barbara Carlson, Saturday mornings (11:50) with Joe Soucheray, and the pre-game and post-game shows before and following games; WCCO-TV (830) - Friday evenings (6:40) with Mike Max; MSC - The Don Lucia Show which generally airs one hour before each MSC telecast

**Home Openers:** Minnesota is 50-26-2 (.654) in 78 home openers • Don Lucia is 8-3-1 in 12 home regular season openers as a head coach • Minnesota is 3-2-1 in six home openers in the history of new Mariucci Arena • the Golden Gophers have dropped each of their last two home openers (1997-98 - 6-0 loss to Maine; 1998-99 - 6-4 loss to St. Lawrence) • Minnesota has split each of the last three seasons in its first home series • the Golden Gophers have not lost (4-0-2) in the first game of the season to a WCHA team at the new Mariucci Arena

**Solid Play:** Minnesota was tied or owned the lead for a total of 76:55 of a possible 120 minutes in last weekend's series against Maine (64%). The Golden Gophers scored first in each game, and scored the first goal of the period in the first five frames of the weekend.

**Team Notes:** The Golden Gophers have scored first in four straight road contests dating back to the end of last season • the Golden Gophers were outscored 6-3 in the second period of the two games last weekend, but played the Black Bears even in the first and third periods combined (4-4) • Minnesota has not won in its last 31 games (0-27-4) when trailing after two periods

**Did You Know:** Erik Westrum's back-to-back multiple-goal games last weekend at Maine was the first time since Feb. 6-7, 1998 that a Golden Gopher player has scored more than one goal in a game in back-to-back contests. Then-senior Ryan Kraft scored two goals in each of Minnesota's wins over Wisconsin during the 1997-98 season • North Dakota scored first in three of the five meetings between the two teams last season • Minnesota is 4-3-0 on Oct. 22 in school history, with a 6-2-0 mark on Oct. 23 • the Golden Gophers play their first eight games this season against teams that appeared in the NCAA Final Eight last season

**Second Period Blues:** Maine took control of both games against the Golden Gophers last weekend by getting goals in bunches - the Black Bears scored three goals in a span of 4:42 of the second period on Saturday, then proceeded to net three goals in 8:58 of the middle frame on Sunday. Last season, the Golden Gophers were outnumbered 52-48 in the second period. North Dakota scored 10 of its 26 goals against Minnesota last season in the second period.

**Unanswering Machines:** Six times in last season's series between North Dakota and Minnesota one of the two teams struck for three unanswered goals in a game. The Fighting Sioux accomplished the feat four times while the Golden Gophers ripped off three goals in a row on two occasions.

**Shorthanded Success:** The Golden Gophers don't seem to be bothered much in recent history by being shorthanded - last season, Minnesota tallied nine shorthanded markers to only one for its opponents. Last weekend, Westrum scored two goals with the Golden Gophers minus a skater.

## THE LAST TIME IT HAPPENED

### Minnesota Swept A Road Series:

February 26-27, 1999 @ Minnesota-Duluth (4-1, 10-7)

### Minnesota Was Swept In A Road Series:

October 16-17, 1999 @ Maine (5-3, 5-4)

### Minnesota Swept A Home Series:

March 12-13, 1999 vs. Alaska-Anchorage (4-0, 1-0)

### Minnesota Was Swept In A Home Series:

November 6-7, 1998 vs. Colorado College (7-1, 6-1)

### Minnesota Shut Out An Opponent:

March 13, 1999 vs. Alaska-Anchorage (Adam Hauser, 1-0)

### An Opponent Shut Out Minnesota:

January 10, 1999 @ Denver (Stephen Wagner, 5-0)

### Minnesota Player Scored A Hat Trick:

February 27, 1999 @ Minnesota-Duluth (Reggie Berg, 10-7 Minnesota win)

### Minnesota Player Scored A Pure Hat Trick:

February 26, 1999 @ Minnesota-Duluth (Wyatt Smith, 4-1 Minnesota win)

### An Opponent Scored A Hat Trick:

January 22, 1999 @ North Dakota (Jeff Panzer, four goals, 5-4, Minnesota loss)

### Minnesota Player Scored Four Goals In A

Game: February 27, 1999 @ Minnesota-Duluth (Reggie Berg, 10-7 Minnesota win)

### Minnesota Won When Trailing After Two Periods:

March 14, 1997 vs. St. Cloud State at WCHA Final Five (5-4 Minnesota overtime win/trailing 4-3 heading into third period)

### Minnesota Had 50 or More Shots On Goal In A

Game: February 27, 1999 @ Minnesota-Duluth (54 shots, 10-7 Minnesota win)

### Opponent Had 50 or More Shots On Goal In A

Game: January 31, 1997 @ North Dakota (51 shots, 6-4 Minnesota loss)

### Minnesota Player Scored A Shorthanded Goal:

October 17, 1999 @ Maine (Erik Westrum, second period, 5-4 Minnesota loss)

### Minnesota Won In Overtime:

March 14, 1997 vs. St. Cloud State at WCHA Final Five (5-4)

### Minnesota Lost In Overtime:

March 15, 1998 @ Minnesota-Duluth (5-4)

### Minnesota Tied In Overtime:

March 6, 1999 vs. Wisconsin (2-2)

### Minnesota Scored 10 Goals Or More In A

Game: February 27, 1999 @ Minnesota-Duluth (10-7 Minnesota win)

### Opponent Scored 10 Goals Or More In A

Game: January 30, 1993 @ Michigan Tech (10-2 Minnesota loss)

## More News & Player Notes

**In The Training Room:** There are no injuries to report for this weekend.

**Golden Gophers To Honor Peterson:** The Golden Gophers will wear the initials "KP" on their uniforms beginning this weekend for the remainder of the 1999-2000 season in memory of Kyle Peterson, the former Golden Gopher from St. Paul, Minn., who ran the Mariucci Inner City youth hockey program. Peterson passed away last week after a battle with cancer.

**#1 Adam Hauser .....So., 6-3, 202 .....Bovey, Minn.**  
Streak of 38 straight starts came to an end last weekend when Pete Samargia opened the game in goal against Maine on Sunday • made 26 saves in Saturday's loss to Maine, including 11 in the first period to preserve a 1-1 tie at the time • did not allow a power-play goal at home after Jan. 29 last season - opponents were 0-for-29 after that date (539:11)

**#3 Jordan Leopold.....So., 6-1, 208 .....Golden Valley, Minn.**  
Assisted on Westrum's second goal on Saturday against Maine • honored on the WCHA All-Rookie squad last season

**#4 Dylan Mills .....Jr., 5-11, 212.....Duluth, Minn.**  
Notched sixth career multiple-point game with a goal and an assist on Sunday against Maine • scored both of his goals and was +8 in 22 home games

**#7 Erik Westrum .....Jr., 6-0, 195.....Apple Valley, Minn.**  
Netted two goals in each game last weekend • scored on his first four shots on goal of the weekend - finished the two-game series with seven shots on net • first Golden Gopher with back-to-back multiple-goal games since Feb. 6-7, 1998 (Ryan Kraft vs. Wisconsin) • marked fifth time in his career with more than one goal in a game • has 10-16-26 in his last 22 games • eight of his last 14 goals have been in nonconference games • honored as the game's number two star after both Maine contests

**#9 John Pohl .....So., 6-1, 186 .....Red Wing, Minn.**  
Had a goal and three assists in last weekend's series at Maine • was 1-1-2 on Sunday, marking his third career multiple-point game • totals of 3-7-10 in his last 10 games dating back to the end of last season

**#12 Doug Meyer .....So., 6-2, 200 .....Bloomington, Minn.**  
Scored first point of the season with an assist on Pohl's tally - his first point last season as a freshman didn't come until the 10th game of the season at UAA

**#13 Nate Miller .....Sr., 6-3, 200 .....Anoka, Minn.**  
Played in his 100th consecutive game as a Golden Gopher on Sunday in Maine (streak dates back to his freshman season) • 1999-2000 team captain

**#20 Shawn Roed .....Fr., 5-9, 179 .....White Bear Lake, Minn.**  
Had several outstanding scoring chances last weekend, and scored his first career point on Minnesota's first goal of the 1999-2000 season (assist on Westrum goal) • total of seven shots on goal last weekend at Maine was tied for third on the team

**#26 Nick Angell .....So., 6-1, 212 .....Duluth, Minn.**  
Led the team with 10 shots on goal last weekend in the series at Maine

**#27 Aaron Miskovich .....Jr., 6-0, 190 .....Grand Rapids, Minn.**  
Scored seven of his 11 goals last season at home • scored a goal on Saturday in Maine and chipped in an assist in Sunday's contest • tied for the team lead last season with three game-winning goals • has scored a point in six of his last eight games dating back to the end of last season • nine shots on net last weekend at Maine

**#34 Pete Samargia .....Fr., 6-3, 185 .....Eveleth, Minn.**  
Made his first career start between the pipes on Sunday at Maine, stopping 19 of 24 shots against the defending NCAA champs

### CAREER GOALS - CURRENT PLAYERS

|                 |    |
|-----------------|----|
| Dave Spehar     | 52 |
| Erik Westrum    | 20 |
| Nate Miller     | 19 |
| Rico Pagel      | 17 |
| Aaron Miskovich | 16 |
| Stuart Senden   | 9  |
| John Pohl       | 8  |
| Jordan Leopold  | 7  |
| Erik Wendell    | 7  |
| Matt Leimbek    | 4  |
| Doug Meyer      | 4  |
| Dylan Mills     | 4  |
| Mike Lyons      | 3  |
| Ryan Trebil     | 3  |
| Nick Angell     | 1  |

### CAREER ASSISTS - CURRENT PLAYERS

|                 |    |
|-----------------|----|
| Dave Spehar     | 58 |
| Erik Westrum    | 38 |
| Rico Pagel      | 27 |
| Nate Miller     | 23 |
| Dylan Mills     | 23 |
| Mike Lyons      | 21 |
| Aaron Miskovich | 20 |
| Jordan Leopold  | 17 |
| Matt Leimbek    | 14 |
| John Pohl       | 13 |
| Nick Angell     | 8  |
| Stuart Senden   | 8  |
| Erik Wendell    | 7  |
| Doug Meyer      | 5  |
| Ryan Trebil     | 5  |
| Pat O'Leary     | 2  |
| Shawn Roed      | 1  |

### CAREER POINTS - CURRENT PLAYERS

|                 |     |
|-----------------|-----|
| Dave Spehar     | 110 |
| Erik Westrum    | 58  |
| Rico Pagel      | 44  |
| Nate Miller     | 42  |
| Aaron Miskovich | 36  |
| Dylan Mills     | 27  |
| Jordan Leopold  | 24  |
| Mike Lyons      | 24  |
| John Pohl       | 21  |
| Matt Leimbek    | 18  |
| Stuart Senden   | 17  |
| Erik Wendell    | 14  |
| Nick Angell     | 9   |
| Doug Meyer      | 9   |
| Ryan Trebil     | 8   |
| Pat O'Leary     | 2   |
| Shawn Roed      | 1   |

### CAREER GAMES - CURRENT PLAYERS

|                 |     |
|-----------------|-----|
| Nate Miller     | 124 |
| Dave Spehar     | 123 |
| Mike Lyons      | 114 |
| Rico Pagel      | 101 |
| Erik Westrum    | 82  |
| Dylan Mills     | 80  |
| Aaron Miskovich | 72  |
| Matt Leimbek    | 69  |
| Ryan Trebil     | 69  |
| Stuart Senden   | 68  |
| John Pohl       | 44  |
| Erik Wendell    | 42  |
| Adam Hauser     | 41  |
| Jordan Leopold  | 41  |
| Nick Angell     | 39  |
| Doug Meyer      | 38  |
| Pat O'Leary     | 17  |
| Mark Nenovich   | 14  |
| Matt DeMarchi   | 2   |
| Shawn Roed      | 2   |
| Jeff Taffe      | 2   |
| Dan Weich       | 2   |
| Pete Samargia   | 1   |

## WCHA Standings/Schedule

| Team (Overall Record, win %)    | GP | W | L | T | Pts | GF | GA | GDif |
|---------------------------------|----|---|---|---|-----|----|----|------|
| Wisconsin (2-0-0, 1.000)        | 2  | 2 | 0 | 0 | 4   | 12 | 5  | +7   |
| Alaska-Anchorage (2-2-0, .500)  | 0  | 0 | 0 | 0 | 0   | 0  | 0  | 0    |
| Colorado College (1-0-0, 1.000) | 0  | 0 | 0 | 0 | 0   | 0  | 0  | 0    |
| Denver (2-0-0, 1.000)           | 0  | 0 | 0 | 0 | 0   | 0  | 0  | 0    |
| Minnesota (0-2-0, .000)         | 0  | 0 | 0 | 0 | 0   | 0  | 0  | 0    |
| Minnesota-Duluth (0-0-0, n/a)   | 0  | 0 | 0 | 0 | 0   | 0  | 0  | 0    |
| North Dakota (0-0-0, n/a)       | 0  | 0 | 0 | 0 | 0   | 0  | 0  | 0    |
| MSU, Mankato (0-1-1, .250)      | 0  | 0 | 0 | 0 | 0   | 0  | 0  | 0    |
| St. Cloud State (0-2-0, .000)   | 0  | 0 | 0 | 0 | 0   | 0  | 0  | 0    |
| Michigan Tech (0-2-0, .000)     | 2  | 0 | 2 | 0 | 0   | 5  | 12 | -7   |

### Games This Weekend

North Dakota @ Minnesota (Fri./Sat.) 7:05 p.m.  
 Alaska-Anchorage @ Denver (Fri./Sat.) 8:05 p.m.  
 Minnesota-Duluth @ Wisconsin (Fri./Sat.) 7:05 p.m.  
 Colgate @ Colorado College (Fri./Sat.) 8:35/8:05 p.m.  
 Bemidji State @ St. Cloud State (Sat./Sun.) 7:05 p.m.  
 MSU, Mankato is idle this weekend  
 Michigan Tech is idle this weekend

## Season Highs/Lows Team

|   |  |
|---|--|
| <b>MOST GOALS/GAME</b>                    | (4) 10/17 @ Maine  |
| <b>LEAST GOALS/GAME</b>                   | (3) 10/16 @ Maine  |
| <b>MOST ASSISTS/GAME</b>                  | (5) 10/16 @ Maine  |
| <b>LEAST ASSISTS/GAME</b>                 | (4) 10/17 @ Maine  |
| <b>MOST GOALS AGAINST/GAME</b>            | (5) two times, 10/16 and 10/17 @ Maine                               |
| <b>LEAST GOALS AGAINST/GAME</b>           | (5) two times, 10/16 and 10/17 @ Maine                               |
| <b>MOST ASSISTS AGAINST/GAME</b>          | (8) 10/17 @ Maine  |
| <b>LEAST ASSISTS AGAINST/GAME</b>         | (5) 10/16 @ Maine  |
| <b>MOST GOALS/PERIOD</b>                  | (2) 10/17 @ Maine - second period                                    |
| <b>MOST GOALS AGAINST/PERIOD</b>          | (3) two times, last 10/17 @ Maine - second period                    |
| <b>MOST POWER PLAY GOALS/GAME</b>         | (1) 10/17 @ Maine  |
| <b>MOST POWER PLAY GOALS ALLOWED/GAME</b> | (2) 10/17 @ Maine  |
| <b>MOST SHOTS ON GOAL/GAME</b>            | (35) 10/17 @ Maine   |
| <b>LEAST SHOTS ON GOAL/GAME</b>           | (34) 10/16 @ Maine   |
| <b>MOST SHOTS AGAINST/GAME</b>            | (31) 10/16 @ Maine   |
| <b>LEAST SHOTS AGAINST/GAME</b>           | (24) 10/17 @ Maine   |
| <b>MOST SHOTS ON GOAL/PERIOD</b>          | (16) 10/16 @ Maine   |
| <b>MOST SHOTS AGAINST/PERIOD</b>          | (12) 10/16 @ Maine   |
| <b>MOST PENALTIES/GAME</b>                | (12) 10/17 @ Maine   |
| <b>LEAST PENALTIES/GAME</b>               | (9) 10/16 @ Maine  |
| <b>MOST PIM/GAME</b>                      | (24) 10/17 @ Maine   |
| <b>LEAST PIM/GAME</b>                     | (18) 10/16 @ Maine   |
| <b>MOST OPP. PENALTIES/GAME</b>           | (11) 10/17 @ Maine   |
| <b>LEAST OPP. PENALTIES/GAME</b>          | (10) 10/16 @ Maine   |
| <b>MOST OPP. PIM/GAME</b>                 | (22) 10/17 @ Maine   |
| <b>LEAST OPP. PIM/GAME</b>                | (20) 10/16 @ Maine   |
| <b>QUICKEST TWO GOALS</b>                 | (13:51) 10/17 @ Maine - second period (Pohl, Westrum)                |
| <b>QUICKEST THREE GOALS</b>               | (31:43) 10/17 @ Maine - first/second period (Westrum, Pohl, Westrum) |

## Individual

|                           |  |
|---------------------------|--|
| <b>GOALS/GAME</b>         | (2) two times, Erik Westrum, 10/16 and 10/17 @ Maine     |
| <b>GOALS/PERIOD</b>       | (1) five players, 10/16 and 10/17 @ Maine                |
| <b>ASSISTS/GAME</b>       | (2) John Pohl, 10/16 @ Maine                             |
| <b>ASSISTS/PERIOD</b>     | (1) eight players, 10/16 and 10/17 @ Maine               |
| <b>POINTS/GAME</b>        | (2) five times, last Westrum, Mills, Pohl, 10/17 @ Maine |
| <b>POINTS/PERIOD</b>      | (1) 11 times, last eight players, 10/17 @ Maine          |
| <b>PENALTIES/GAME</b>     | (2) Erik Wendell, 10/17 @ Maine                          |
| <b>PIM/GAME</b>           | (4) Erik Wendell, 10/17 @ Maine                          |
| <b>SHOTS ON GOAL/GAME</b> | (7) Nick Angell, 10/16 @ Maine                           |
| <b>SAVES/GAME</b>         | (26) Adam Hauser, 10/16 @ Maine                          |
| <b>+/- RATING/GAME</b>    | x  |

### GOAL BREAKDOWN

|                              | OPP | MN |
|------------------------------|-----|----|
| 5-on-5                       | 6   | 3  |
| 5-on-4                       | 3   | 1  |
| 6-on-5                       | 1   | 0  |
| 4-on-5                       | 0   | 2  |
| 4-on-4                       | 0   | 1  |
| 5-on-3                       | 0   | 0  |
| 4-on-3                       | 0   | 0  |
| Power Play                   | 3   | 1  |
| Shorthanded                  | 0   | 2  |
| Empty Net                    | 1   | 0  |
| First Minute of Game         | 0   | 0  |
| First 2 Minutes of Game      | 0   | 0  |
| First 5 Minutes of Game      | 0   | 1  |
| First 10 Minutes of Game     | 0   | 2  |
| First Goal of Game           | 0   | 2  |
| First Minute of Period       | 0   | 0  |
| Last Minute of Period        | 1   | 0  |
| Last Minute of Game          | 1   | 0  |
| Last 5 Minutes of Game       | 1   | 0  |
| To Tie Game - Last 5 Minutes | 0   | 0  |
| To Win Game - Last 5 Minutes | 0   | 0  |
| October                      | 10  | 7  |
| November                     | 0   | 0  |
| December                     | 0   | 0  |
| January                      | 0   | 0  |
| February                     | 0   | 0  |
| March                        | 0   | 0  |
| Unassisted                   | 1   | 1  |
| One Assist                   | 5   | 3  |
| Two Assists                  | 4   | 3  |
| Home                         | 0   | 0  |
| Road                         | 10  | 7  |
| Neutral                      | 0   | 0  |
| Overtime                     | 0   | 0  |

### GOALS SCORED AFTER OPPONENTS' GOAL

|                       | OPP | MN |
|-----------------------|-----|----|
| Less Than One Minute  | 0   | 0  |
| One To Three Minutes  | 2   | 2  |
| Three To Five Minutes | 1   | 0  |

### Stats By Class

|           | G-A--Pts | P/M  | Shots | PP | GW |
|-----------|----------|------|-------|----|----|
| Senior    | 00-0     | 4/8  | 4     | 0  | 0  |
| Junior    | 63-9     | 6/12 | 24    | 1  | 0  |
| Sophomore | 1-5-6    | 5/10 | 25    | 0  | 0  |
| Freshman  | 0-1-1    | 6/12 | 16    | 0  | 0  |

### wcha players of the week (1998-99)

#### OFFENSIVE PLAYER OF THE WEEK

|            |                          |
|------------|--------------------------|
| October 19 | Aaron Miskovich (vs.UMD) |
| February 1 | Matt Leimbek (vs. MTU)   |
| March 1    | Reggie Berg (@ UMD)      |

#### ROOKIE OF THE WEEK

|            |                     |
|------------|---------------------|
| November 2 | Adam Hauser (@ WIS) |
|------------|---------------------|

### Quick Stats By Month

|           | Oct.              | Nov. | Dec. | Jan. | Feb. | March |
|-----------|-------------------|------|------|------|------|-------|
| Anthony   | dnp               |      |      |      |      |       |
| Angell    | 0-0-0             |      |      |      |      |       |
| DeMarchi  | 0-0-0             |      |      |      |      |       |
| Hauser    | 0-1-0, 4.03, .867 |      |      |      |      |       |
| Leimbek   | 0-1-1             |      |      |      |      |       |
| Leopold   | 0-1-1             |      |      |      |      |       |
| Lyons     | 0-0-0             |      |      |      |      |       |
| Meyer     | 0-1-1             |      |      |      |      |       |
| Miller    | 0-0-0             |      |      |      |      |       |
| Mills     | 1-1-2             |      |      |      |      |       |
| Miskovich | 1-1-2             |      |      |      |      |       |
| Nenovich  | 0-0-0             |      |      |      |      |       |
| O'Leary   | dnp               |      |      |      |      |       |
| Pagel     | 0-0-0             |      |      |      |      |       |
| Pohl      | 1-3-4             |      |      |      |      |       |
| Roberg    | dnp               |      |      |      |      |       |
| Roed      | 0-1-1             |      |      |      |      |       |
| Samargia  | 0-1-0, 5.06, .792 |      |      |      |      |       |
| Senden    | 0-0-0             |      |      |      |      |       |
| Spehar    | 0-0-0             |      |      |      |      |       |
| Taffe     | 0-0-0             |      |      |      |      |       |
| Tharp     | dnp               |      |      |      |      |       |
| Trebil    | 0-0-0             |      |      |      |      |       |
| Welch     | 0-0-0             |      |      |      |      |       |
| Wendell   | 0-0-0             |      |      |      |      |       |
| Westrum   | 4-0-4             |      |      |      |      |       |
| Young     | dnp               |      |      |      |      |       |

### multiple-point games (season/career)

| Player (Games)        | Last Time                 | Record       |
|-----------------------|---------------------------|--------------|
| Erik Westrum (2/12)   | 10/17/99 @ Maine (2g)     | 0-2-0/2-8-2  |
| John Pohl (2/3)       | 10/17/99 @ Maine (1g, 1a) | 0-2-0/1-2-0  |
| Dylan Mills (1/6)     | 10/17/99 @ Maine (1g, 1a) | 0-1-0/5-1-0  |
| Dave Spehar (0/24)    | 3/19/99 vs. UND (2a)      | 0-0-0/14-7-3 |
| Aaron Miskovich (0/6) | 2/19/99 @ SCSU (1g, 1a)   | 0-0-0/2-3-1  |
| Jordan Leopold (0/4)  | 3/20/99 vs. CC (2a)       | 0-0-0/0-3-1  |
| Rico Pagel (0/9)      | 2/27/99 @ UMD (1g, 1a)    | 0-0-0/6-3-0  |
| Matt Leimbek (3)      | 1/30/99 vs. MTU (1g, 1a)  | 0-0-0/2-1-0  |
| Nate Miller (0/4)     | 10/24/99 @ SCSU (2g)      | 0-0-0/3-1-0  |
| Erik Wendell (0/2)    | 3/5/99 vs. UAA (1g, 1a)   | 0-0-0/2-0-0  |
| Stuart Senden (0/2)   | 1/2/99 @ BC (2a)          | 0-0-0/1-1-0  |
| Doug Meyer (0/2)      | 3/5/99 vs. WIS (1g, 1a)   | 0-0-0/0-1-1  |
| Mike Lyons (0/1)      | 11/9/96 vs. UND (1g, 1a)  | 0-0-0/1-0-0  |
| Ryan Trebil (0/1)     | 1/17/98 vs. DU (2a)       | 0-0-0/1-0-0  |

### multiple-goal games (season/career)

| Player (Games)        | Last Time               | Record      |
|-----------------------|-------------------------|-------------|
| Erik Westrum (2/5)    | 10/17/99 @ Maine (2g)   | 0-2-0/1-3-1 |
| Dave Spehar (0/5)     | 3/18/99 vs. SCSU (2g)   | 0-0-0/5-0-0 |
| Aaron Miskovich (0/2) | 10/17/98 vs. UMD (2g)   | 0-0-0/2-0-0 |
| Jordan Leopold (0/1)  | 11/27/98 vs. Mich. (2g) | 0-0-0/0-1-0 |
| Nate Miller (0/1)     | 10/24/98 @ SCSU (2g)    | 0-0-0/0-1-0 |
| Rico Pagel (0/1)      | 12/15/97 vs. SCSU (2g)  | 0-0-0/0-1-0 |
| Stuart Senden (0/1)   | 2/7/98 vs. WIS (2g)     | 0-0-0/1-0-0 |

Minnesota Men - 1999-2000 Schedule & Results

| Date         | Opponent           | Result    | Record   | Record  |
|--------------|--------------------|-----------|----------|---------|
| Sat Oct 16   | at Maine           | NC 3- 5 L | 0- 1- 0  | 0- 0- 0 |
| Sun Oct 17   | at Maine           | NC 4- 5 L | 0- 2- 0  | 0- 0- 0 |
| Fri Oct 22   | NORTH DAKOTA       |           |          | 7:05 pm |
| Sat Oct 23   | NORTH DAKOTA       |           |          | 7:05 pm |
| Fri Oct 29   | BOSTON COLLEGE     | NC        |          | 7:00 pm |
| Sat Oct 30   | BOSTON COLLEGE     | NC        |          | 7:00 pm |
| Fri Nov 5    | at Colorado Coll.  |           |          | 7:35 pm |
| Sat Nov 6    | at Colorado Coll.  |           |          | 7:05 pm |
| Fri Nov 12   | at Wisconsin       |           |          | 7:05 pm |
| Sat Nov 13   | at Wisconsin       |           |          | 7:05 pm |
| Fri Nov 19   | MINN-DULUTH        |           |          | 7:05 pm |
| Sat Nov 20   | MINN-DULUTH        |           |          | 7:05 pm |
| * Fri Nov 26 | at Michigan        | NC        |          | 7:35 pm |
| # Sat Nov 27 | at Michigan State  | NC        |          | 7:05 pm |
| Fri Dec 3    | at Alask-Anchorage |           |          | 7:35 pm |
| Sat Dec 4    | at Alask-Anchorage |           |          | 7:35 pm |
| Fri Dec 10   | at St. Cloud       |           |          | 7:35 pm |
| Sat Dec 11   | ST. CLOUD          |           |          | 7:05 pm |
| Wed Dec 15   | VALERENGA          | EX        |          | 7:05 pm |
| & Wed Dec 29 | HARVARD            | NC        |          | 7:00 pm |
| % Thu Dec 30 | UM-AMHT/NORTHMI    | NC        | 4:00 pm/ | 7:00 pm |
| Fri Jan 14   | DENVER             |           |          | 7:05 pm |
| Sat Jan 15   | DENVER             |           |          | 7:05 pm |
| Fri Jan 21   | at North Dakota    |           |          | 7:35 pm |
| Sat Jan 22   | at North Dakota    |           |          | 7:35 pm |
| Fri Jan 28   | MSU-MANKATO        |           |          | 7:05 pm |
| Sat Jan 29   | MSU-MANKATO        |           |          | 7:05 pm |
| Fri Feb 4    | at Minn-Duluth     |           |          | 7:05 pm |
| Sat Feb 5    | at Minn-Duluth     |           |          | 7:05 pm |
| Fri Feb 11   | COLORADO COLL.     |           |          | 7:05 pm |
| Sat Feb 12   | COLORADO COLL.     |           |          | 7:05 pm |
| Fri Feb 18   | at Michigan Tech.  |           |          | 7:35 pm |
| Sat Feb 19   | at Michigan Tech.  |           |          | 7:05 pm |
| Fri Feb 25   | WISCONSIN          |           |          | 7:05 pm |
| Sat Feb 26   | WISCONSIN          |           |          | 7:05 pm |
| Fri Mar 3    | ST. CLOUD          |           |          | 7:05 pm |
| Sat Mar 4    | at St. Cloud       |           |          | 7:05 pm |

- \* - College Hockey Showcase
- # - College Hockey Showcase
- & - Mariucci Classic
- % - Mariucci Classic Consolation/Championship

| Records | Conf    | Non-Conf | Overall | GF-GA   | Conf | Non-Conf | Overall |
|---------|---------|----------|---------|---------|------|----------|---------|
| Overall | 0- 0- 0 | 0- 2- 0  | 0- 2- 0 | Overall | 0- 0 | 7- 10    | 7- 10   |
| Home    | 0- 0- 0 | 0- 0- 0  | 0- 0- 0 | Home    | 0- 0 | 0- 0     | 0- 0    |
| Away    | 0- 0- 0 | 0- 2- 0  | 0- 2- 0 | Away    | 0- 0 | 7- 10    | 7- 10   |
| Neutral | 0- 0- 0 | 0- 0- 0  | 0- 0- 0 | Neutral | 0- 0 | 0- 0     | 0- 0    |







# GOLDEN GOPHER HOCKEY

University of Minnesota  
Men's Media Relations

Phone: (612) 625-4090

Fax: (612) 625-0359

Website: www.gophersports.com

Contact: Brad Ruitter

Phone: (612) 625-4389

E-Mail: ruite001@gold.tc.umn.edu

**WEEKLY RELEASE**  
October 25, 1999

## LAST WEEKEND

**The Golden Gophers** earned one league point with a tie and a loss against three-time defending WCHA champion North Dakota at Mariucci Arena. The last 10 regular-season games between Minnesota and UND have been decided by a total of 11 goals.

**The Eagles** benefitted from Jeff Farkas' hat trick as they chalked up a road win (4-1) at UMass-Amherst on Saturday evening. Boston College's trip to Minnesota will mark the only time during the 1999-2000 season the Eagles will venture out of the Eastern time zone. The Eagles have been to the NCAA Frozen Four in each of the last two seasons.

## MEDIA INFORMATION

**TV:** Midwest Sports Channel (Live)/Frank Mazzocco-play-by-play; Tom Reid-color

**RADIO:** KSTP-AM (Live)/Dan Terhaar-play-by-play; Glen Sonmor-color

**INTERVIEWS:** The coaching staff and players are available for interviews on WEDNESDAYS by request through the media relations office. The Golden Gopher locker room is CLOSED to the media at all times. Postgame interviews should be done outside the locker room after a 10 minute cooling off period.

## This Weekend

**Boston College (300, 200) at Minnesota (03-1, 01-1)**  
**Mariucci Arena • Minneapolis, Minn.**  
**Friday, October 29 • 7:05 p.m. (CST)**  
**Saturday, October 30 • 7:05 p.m. (CST)**

**Series Notes:** Minnesota leads the all-time series 12-9-2 • the Eagles have won four of the seven games in the '90s (4-2-1) • the Golden Gophers have not lost to the Eagles in Minnesota (6-0-0) • BC has a 8-5-2 edge in games played in Boston • the two teams have split two games played on neutral ice (1-1-0) • Minnesota won the first seven meetings between the two programs • the Golden Gophers outscored the Eagles 41-20 in the first seven Minnesota wins • the teams have split eight games in NCAA postseason meetings, with each team taking a two-game, total goal series (MN in 1987, BC in 1985) and BC winning a best two-of-three series (1990) • the Eagles are 0-4 in two appearances in the Mariucci Classic (1998, 1996)

**Last Season:** Boston College claimed an 8-4 win on Jan. 2, 1999 at Kelley Rink in Chestnut Hill, Mass., before Minnesota rebounded to skate to a 3-3 tie the following afternoon • despite the loss, Minnesota outshot Boston College (37-26) in game one and cumulatively (73-60) for the weekend • Boston College was 2-for-11 on the power play, while Minnesota was just 1-for-9 with the man advantage • half of the total goals (9 of 18) were scored in the third period

**Another Hockey East Opponent:** For the second time in the last three weekends, Minnesota will tangle with an opponent from Hockey East. The last three seasons, Minnesota has not good fortune with the opposing league, posting just a 1-5-1 mark against Hockey East.

## Team Comparisons

|                            | Boston College | Minnesota    |
|----------------------------|----------------|--------------|
| <b>Power Play</b>          | 3/19 (.157)    | 3/27 (.111)  |
| <b>League Power Play</b>   | 2/10 (.200)    | 2/14 (.143)  |
| <b>Penalty Kill</b>        | 16/18 (.888)   | 18/23 (.783) |
| <b>League Penalty Kill</b> | 9/10 (.900)    | 8/10 (.800)  |
| <b>Last 10 Games</b>       | 9-1-0 (.900)   | 3-5-2 (.400) |
| <b>Home</b>                | 2-0-0 (1.000)  | 0-1-1 (.250) |
| <b>Road</b>                | 1-0-0 (1.000)  | 0-2-0 (.000) |
| <b>Goals/Game</b>          | 5.33           | 2.25         |
| <b>Goals Allowed/Game</b>  | 1.67           | 3.75         |
| <b>Penalties/Game</b>      | 9.67           | 8.25         |
| <b>Shots On Goal/Game</b>  | 44.00          | 32.00        |

## Career Scoring vs. Boston College

| Player (games)      | G-A--Pts | Notes                            |
|---------------------|----------|----------------------------------|
| Erik Westrum (2)    | 1-3--4   | 1g, 2a in 1/2/99 loss            |
| Nate Miller (3)     | 1-2--3   | Scored GWG on 12/27/96           |
| Ryan Trebil (3)     | 1-1--2   | 1g, 1a in a 3 min. span (1/2/99) |
| Rico Pagel (3)      | 1-1--2   | Game-tying goal on 1/3/99        |
| Aaron Miskovich (2) | 0-2--2   | Assist in each game last year    |
| Nick Angell (2)     | 1-0--1   | First career goal on 1/2/99      |
| John Pohl (2)       | 1-0--1   | MN's final goal on 1/2/99        |
| Stuart Senden (2)   | 0-1--1   | Assist on Pohl goal              |
| Dave Spehar (3)     | 0-1--1   | Assist on goal in 12/27/96 game  |

## SCHEDULE/RESULTS

|                                 |                   |            |
|---------------------------------|-------------------|------------|
| Oct. 16                         | #@ Maine          | L5-3       |
| Oct. 17                         | #@ Maine          | L5-4       |
| Oct. 22                         | NORTH DAKOTA      | T2-2       |
| Oct. 23                         | NORTH DAKOTA      | L3-2       |
| Oct. 29                         | #BOSTON COLL      | 7:05 p.m.  |
| Oct. 30                         | #BOSTON COLL      | 7:05 p.m.  |
| Nov. 5                          | @ Colorado Col.   | 8:35 p.m.  |
| Nov. 6                          | @ Colorado Col.   | 8:05 p.m.  |
| Nov. 12                         | @ Wisconsin       | 7:05 p.m.  |
| Nov. 13                         | @ Wisconsin       | 7:05 p.m.  |
| Nov. 19                         | MINN-DULUTH       | 7:05 p.m.  |
| Nov. 20                         | MINN-DULUTH       | 7:05 p.m.  |
| Nov. 26                         | #@ Michigan       | 6:35 p.m.  |
| Nov. 27                         | #@ Michigan St.   | 6:05 p.m.  |
| Dec. 3                          | @ Alaska-Anch.    | 10:35 p.m. |
| Dec. 4                          | @ Alaska-Anch.    | 10:35 p.m. |
| Dec. 10                         | @ St. Cloud State | 7:35 p.m.  |
| Dec. 11                         | ST. CLOUD STATE   | 7:05 p.m.  |
| Dec. 15                         | *VALERENGA        | 7:05 p.m.  |
| Dec. 29                         | MARIUCCI CLASSIC  |            |
| No. Michigan/UMass-Amherst      |                   | 4 p.m.     |
| #Harvard/Minnesota              |                   | 7 p.m.     |
| Dec. 30                         | MARIUCCI CLASSIC  |            |
| Third place game                |                   | 4 p.m.     |
| Championship game               |                   | 7 p.m.     |
| Jan. 14                         | DENVER            | 7:05 p.m.  |
| Jan. 15                         | DENVER            | 7:05 p.m.  |
| Jan. 21                         | @ North Dakota    | 7:35 p.m.  |
| Jan. 22                         | @ North Dakota    | 7:35 p.m.  |
| Jan. 28                         | MSU MANKATO       | 7:05 p.m.  |
| Jan. 29                         | MSU MANKATO       | 7:05 p.m.  |
| Feb. 4                          | @ Minn-Duluth     | 7:05 p.m.  |
| Feb. 5                          | @ Minn-Duluth     | 7:05 p.m.  |
| Feb. 11                         | COLORADO COLL     | 7:05 p.m.  |
| Feb. 12                         | COLORADO COLL     | 7:05 p.m.  |
| Feb. 18                         | @ Michigan Tech   | 6:35 p.m.  |
| Feb. 19                         | @ Michigan Tech   | 6:05 p.m.  |
| Feb. 25                         | WISCONSIN         | 7:05 p.m.  |
| Feb. 26                         | WISCONSIN         | 7:05 p.m.  |
| March 3                         | ST. CLOUD STATE   | 7:05 p.m.  |
| March 4                         | @ St. Cloud State | 7:05 p.m.  |
| March 10-12                     | WCHA FIRST ROUND  |            |
| March 16-18                     | WCHA FINAL FIVE   |            |
| (@ Target Center, Minneapolis)  |                   |            |
| March 24-26                     | NCAA REGIONALS    |            |
| (@ Mariucci Arena, Minneapolis) |                   |            |
| (@ Pepsi Arena, Albany, N.Y.)   |                   |            |
| April 6                         | NCAA SEMIFINALS   |            |
| (@ Providence, R.I.)            |                   |            |
| April 8                         | NCAA CHAMPIONSHIP |            |
| (@ Providence, R.I.)            |                   |            |

\*- exhibition game

#- nonconference game

all game times are Central

game times are subject to change

## 1999-2000 RECORD WHEN

|                                      |       |
|--------------------------------------|-------|
| Overall Record                       | 0-3-1 |
| WCHA Record                          | 0-1-1 |
| Home Record                          | 0-1-1 |
| Road Record                          | 0-2-0 |
| Neutral Site Record                  | 0-0-0 |
| Last 20 Games                        | 7-9-4 |
| Last 10 Games                        | 3-5-2 |
| Last 5 Games                         | 0-4-1 |
| Scoring A Power-Play Goal            | 0-2-1 |
| Not Scoring A Power-Play Goal        | 0-1-0 |
| Allowing A Power-Play Goal           | 0-3-1 |
| Not Allowing A Power-Play Goal       | 0-0-0 |
| Scoring A Short-Handed Goal          | 0-2-0 |
| Allowing A Short-Handed Goal         | 0-0-0 |
| 10 Or More Penalties                 | 0-1-0 |
| Fewer Than 10 Penalties              | 0-2-1 |
| More Penalties Than Opponent         | 0-1-0 |
| Fewer Penalties Than Opponent        | 0-2-1 |
| Same Amount Of Penalties             | 0-0-0 |
| In One-Goal Games                    | 0-2-0 |
| In Two-Goal Games                    | 0-1-0 |
| In Three-Goal or More Games          | 0-0-0 |
| In Overtime Games                    | 0-0-1 |
| Scoring 4 or More Goals              | 0-1-0 |
| Scoring 3 or Fewer Goals             | 0-2-1 |
| Scoring 3 or More Goals              | 0-2-0 |
| Scoring 2 or Fewer Goals             | 0-1-1 |
| Allowing 4 or More Goals             | 0-2-0 |
| Allowing 3 or Fewer Goals            | 0-1-1 |
| Scoring First Goal Of Game           | 0-2-1 |
| Opponents Score First                | 0-1-0 |
| Leading After One Period             | 0-1-1 |
| Trailing After One Period            | 0-1-0 |
| Tied After One Period                | 0-1-0 |
| Scoring First Goal Of Second Period  | 0-2-0 |
| Leading After Two Periods            | 0-0-1 |
| Trailing After Two Periods           | 0-2-0 |
| Tied After Two Periods               | 0-1-0 |
| Scoring First Goal Of Third Period   | 0-2-0 |
| Having 10-19 Shots On Goal           | 0-0-0 |
| Having 20-29 Shots On Goal           | 0-1-0 |
| Having 30-39 Shots On Goal           | 0-2-1 |
| Having 40 or More Shots On Goal      | 0-0-0 |
| Allowing Fewer Than 10 Shots On Goal | 0-0-0 |
| Allowing 10-19 Shots On Goal         | 0-0-0 |
| Allowing 20-29 Shots On Goal         | 0-1-0 |
| Allowing 30-39 Shots On Goal         | 0-2-0 |
| Allowing 40 or More Shots On Goal    | 0-0-1 |
| Outshooting Opponent                 | 0-2-0 |
| Opponent Outshoots Minnesota         | 0-1-1 |
| Shots Are Even                       | 0-0-0 |
| October                              | 0-3-1 |
| November                             | 0-0-0 |
| December                             | 0-0-0 |
| January                              | 0-0-0 |
| February                             | 0-0-0 |
| March                                | 0-0-0 |
| Thursdays                            | 0-0-0 |
| Fridays                              | 0-0-1 |
| Saturdays                            | 0-2-0 |
| Sundays                              | 0-1-0 |
| Mondays                              | 0-0-0 |
| Series Record                        | 0-2-0 |
| Games Following A Win                | 0-0-0 |
| Games Following A Loss               | 0-1-1 |
| Games Following A Tie                | 0-1-0 |

## News & Notes

**The Coaches:** Minnesota Head Coach **Don Lucia** is in his first season with the Golden Gophers. Lucia, who has compiled a record of 279-158-29 (.630) in 13 seasons overall as a head coach, led Colorado College to the NCAA Tournament in each of the last four seasons. Lucia was 166-68-18 (.694) in six seasons with the Tigers, and is 119-50-17 (.685) in WCHA games. Boston College Head Coach **Jerry York** is in his 28th season of college coaching, and sixth season in charge of the Eagles program, with an overall record of 557-424-50 (.565) and a 100-79-16 (.554) mark at Boston College.

**Coach Lucia On The Air:** Coach Lucia's regular weekly media appearances are as follows: KSTP-AM (1500) - Thursday mornings (7:45) with Barbara Carlson, Saturday mornings (11:50) with Joe Soucheray, and the pre-game and post-game shows before and following games; WCCO-TV (830) - Friday evenings (6:40) with Mike Max; MSC - The Don Lucia Show which generally airs one hour before each MSC telecast

**Be Home Later:** The last three seasons, which includes the first two games of the 1999-2000 campaign, Minnesota is just 7-14-3 (.354) playing at home before Jan. 1. After the New Year, the Golden Gophers have reversed their fortunes to post a 15-3-4 (.773) mark on home ice over the course of the 1997-98 and 1998-99 seasons.

**Close But No Cigar:** Minnesota has been tied or in the lead for a total of 163:54 of a possible 245:00 game minutes through the season's first four games, with no wins to reward their play (66.9 percent of total minutes). Saturday's loss was the first of the season that the Golden Gophers did not lead during any portion of the game.

**Tall Order:** Minnesota's first 10 games this season are against teams currently ranked in the top 10 in the nation - their first four opponents (Maine, North Dakota, Boston College, Colorado College) were all participants in the NCAA final eight a year ago and had a combined 1998-99 record of 111-35-11 (.742)

**Second Period Blues:** The second period continues to be a major pain in Minnesota's neck early in the 1999-2000 season. In Friday's tie with UND, the Golden Gophers held a 1-0 lead entering the second frame before a Fighting Sioux goal tied the game at 1-1. In Saturday's loss, UND scored two goals in 22 seconds early in the middle period to turn a 1-1 tie into a two-goal lead. Maine took control of both games against the Golden Gophers by getting goals in bunches - the Black Bears scored three goals in a span of 4:42 of the second period in game one, then proceeded to net three goals in 8:58 of the middle frame in game two. Nine of the 15 goals Minnesota has allowed this season have been in the second period.

**Answering The Bell:** Two times last weekend Minnesota answered opponent goals in relatively quick fashion. On Friday night, Dave Spehar struck just 19 seconds after a UND goal, and on Saturday evening Dan Welch lit the lamp only 1:16 after a Fighting Sioux marker. In the opening series of the season, Minnesota answered a Maine goal in less than three minutes on two occasions. The Golden Gophers answered an opponent goal in less than three minutes on only two occasions all of last season.

**Hitting The Road:** After this weekend's series with the Eagles, the Golden Gophers will play just two of their next 11 games at Mariucci Arena (Nov. 19-20 vs. Minnesota-Duluth)

**Long Home Penalty Kill Streak Ends:** Golden Gopher netminder Adam Hauser had not allowed an opponent PPG at home in 562:13 of power-play time until Jeff Panzer's second-period goal last Friday evening. The last time an opponent had struck on the power-play against Hauser in Mariucci Arena was Jan. 29, 1999 (Matt Utwelling, Michigan Tech).

**In The Training Room:** There are no injuries to report for this weekend.

## THE LAST TIME IT HAPPENED

### Minnesota Swept A Road Series:

February 26-27, 1999 @ Minnesota-Duluth (4-1, 10-7)

### Minnesota Was Swept In A Road Series:

October 16-17, 1999 @ Maine (5-3, 5-4)

### Minnesota Swept A Home Series:

March 12-13, 1999 vs. Alaska-Anchorage (4-0, 1-0)

### Minnesota Was Swept In A Home Series:

November 6-7, 1998 vs. Colorado College (7-1, 6-1)

**Minnesota Shut Out An Opponent:** March 13, 1999 vs. Alaska-Anchorage (Adam Hauser, 1-0)

**An Opponent Shut Out Minnesota:** January 10, 1999 @ Denver (Stephen Wagner, 5-0)

**Minnesota Player Scored A Hat Trick:** February 27, 1999 @ Minnesota-Duluth (Reggie Berg, 10-7 Minnesota win)

**Minnesota Player Scored A Pure Hat Trick:** February 26, 1999 @ Minnesota-Duluth (Wyatt Smith, 4-1 Minnesota win)

**An Opponent Scored A Hat Trick:** January 22, 1999 @ North Dakota (Jeff Panzer, four goals, 5-4, Minnesota loss)

### Minnesota Player Scored Four Goals In A

**Game:** February 27, 1999 @ Minnesota-Duluth (Reggie Berg, 10-7 Minnesota win)

### Minnesota Won When Trailing After Two Periods:

March 14, 1997 vs. St. Cloud State at WCHA Final Five (5-4 Minnesota overtime win/trailing 4-3 heading into third period)

### Minnesota Had 50 or More Shots On Goal In A

**Game:** February 27, 1999 @ Minnesota-Duluth (54 shots, 10-7 Minnesota win)

### Opponent Had 50 or More Shots On Goal In A

**Game:** January 31, 1997 @ North Dakota (51 shots, 6-4 Minnesota loss)

### Minnesota Player Scored A Shorthanded Goal:

October 17, 1999 @ Maine (Erik Westrum, second period, 5-4 Minnesota loss)

### Minnesota Won In Overtime:

March 14, 1997 vs. St. Cloud State at WCHA Final Five (5-4)

### Minnesota Lost In Overtime:

March 15, 1998 @ Minnesota-Duluth (5-4)

### Minnesota Tied In Overtime:

October 22, 1999 vs. North Dakota (2-2)

### Minnesota Scored 10 Goals Or More In A

**Game:** February 27, 1999 @ Minnesota-Duluth (10-7 Minnesota win)

### Opponent Scored 10 Goals Or More In A

**Game:** January 30, 1993 @ Michigan Tech (10-2 Minnesota loss)

## More News & Player Notes

**Did You Know:** Minnesota is 5-2-1 on Oct. 29 and an unbeaten 6-0-2 on Oct. 30 in school history • there have been four times already this season that a goal has been followed by a second goal less than two minutes later (same team or opponent) • despite only scoring 11 goals through four games, 12 different Minnesota players have registered at least one point • statistics for all conference teams can be found by logging on to the league's new stat program site, [www.collegehockeystats.com](http://www.collegehockeystats.com)

**#1 Adam Hauser .....So., 6-3, 202 .....Bovey, Minn.**  
Has started 40 of the last 41 games in net for Minnesota • posted a career high 44 saves to help preserve a 2-2 tie with North Dakota last Friday at Mariucci Arena, including kicking away 19 of 20 shots in the second period • stopped 74 of 79 shots (.937 save percentage) last weekend vs. UND

**#3 Jordan Leopold .....So., 6-1, 208 .....Golden Valley, Minn.**  
Only Golden Gopher to register a point in both games last weekend - scored Minnesota's opening goal on Friday night, then assisted on the Golden Gophers' final goal of the weekend on Saturday night • did not play in last season's series at Boston College, as he was serving a stint on the U.S. Junior National squad

**#7 Erik Westrum .....Jr., 6-0, 195 .....Apple Valley, Minn.**  
Assisted on Leopold's first-period goal on Friday night vs. UND • after scoring on his first four shots on goal of the season at Maine, has not scored in his last 14 shots on goal after a team high nine shots on net on Friday night vs. UND • has 10-17-27 in his last 24 games • eight of his last 14 goals have been in nonconference games

**#9 John Pohl .....So., 6-1, 186 .....Red Wing, Minn.**  
Second on the team in scoring with 1-3-4, all in the season-opening weekend at Maine • fired just four shots on net last weekend vs. UND

**#12 Doug Meyer .....So., 6-2, 200 .....Bloomington, Minn.**  
Assisted on Spehar's goal in the second period Friday night vs. UND, which at the time gave Minnesota a 2-1 lead

**#13 Nate Miller .....Sr., 6-3, 200 .....Anoka, Minn.**  
Played in his 102nd consecutive game as a Golden Gopher on Saturday against North Dakota (streak dates back to his freshman season) • 1999-2000 captain

**#19 Matt DeMarchi .....Fr., 6-3, 184 .....Bemidji, Minn.**  
Leads the team in penalties (5/10) - has at least one penalty in each game

**#20 Shawn Roed .....Fr., 5-9, 179 .....White Bear Lake, Minn.**  
Scored his first career goal in the third period of last Saturday's game against North Dakota - brought Minnesota to within one goal (3-2) with 0:34 remaining

**#22 Jeff Taffe .....Fr., 6-3, 176 .....Hastings, Minn.**  
Notched first career point with an assist on Spehar's second-period goal on Friday night vs. UND • led the Golden Gophers with four shots on goal in Saturday night's setback to the Fighting Sioux

**#23 Dan Welch .....Fr., 5-11, 193 .....Hastings, Minn.**  
Scored first career goal by slipping the puck past UND's Karl Goehring late in the first period Saturday night to tie the game at 1-1

**#27 Aaron Miskovich .....Jr., 6-0, 190 .....Grand Rapids, Minn.**  
Scored seven of his 11 goals last season at home • has scored a point in three of the season's first four games after chipping in an assist on Welch's goal on Saturday vs. UND • tied for the team lead last season with three game-winning goals • has scored a point in seven of his last 10 games

**#33 Dave Spehar .....Sr., 5-8, 174 .....Duluth, Minn.**  
Scored his first regular-season, even-strength goal Friday night vs. UND since the final game of the 1997-98 campaign, his sophomore season (March 7, 1998 vs. St. Cloud State at Mariucci Arena)

### CAREER GOALS – CURRENT PLAYERS

|                 |    |
|-----------------|----|
| Dave Spehar     | 53 |
| Erik Westrum    | 20 |
| Nate Miller     | 19 |
| Rico Pagel      | 17 |
| Aaron Miskovich | 16 |
| Stuart Senden   | 9  |
| Jordan Leopold  | 8  |
| John Pohl       | 8  |
| Erik Wendell    | 7  |
| Matt Leimbek    | 4  |
| Doug Meyer      | 4  |
| Dylan Mills     | 4  |
| Mike Lyons      | 3  |
| Ryan Trebil     | 3  |
| Nick Angell     | 1  |
| Shawn Roed      | 1  |
| Dan Welch       | 1  |

### CAREER ASSISTS – CURRENT PLAYERS

|                 |    |
|-----------------|----|
| Dave Spehar     | 58 |
| Erik Westrum    | 39 |
| Rico Pagel      | 27 |
| Nate Miller     | 23 |
| Dylan Mills     | 23 |
| Mike Lyons      | 21 |
| Aaron Miskovich | 21 |
| Jordan Leopold  | 18 |
| Matt Leimbek    | 14 |
| John Pohl       | 13 |
| Nick Angell     | 8  |
| Stuart Senden   | 8  |
| Erik Wendell    | 7  |
| Doug Meyer      | 6  |
| Ryan Trebil     | 5  |
| Pat O'Leary     | 2  |
| Shawn Roed      | 1  |
| Jeff Taffe      | 1  |
| Ben Tharp       | 1  |

### CAREER POINTS – CURRENT PLAYERS

|                 |     |
|-----------------|-----|
| Dave Spehar     | 111 |
| Erik Westrum    | 59  |
| Rico Pagel      | 44  |
| Nate Miller     | 42  |
| Aaron Miskovich | 37  |
| Dylan Mills     | 27  |
| Jordan Leopold  | 26  |
| Mike Lyons      | 24  |
| John Pohl       | 21  |
| Matt Leimbek    | 18  |
| Stuart Senden   | 17  |
| Erik Wendell    | 14  |
| Doug Meyer      | 10  |
| Nick Angell     | 9   |
| Ryan Trebil     | 8   |
| Pat O'Leary     | 2   |
| Shawn Roed      | 2   |
| Jeff Taffe      | 1   |
| Ben Tharp       | 1   |
| Dan Welch       | 1   |

### CAREER GAMES – CURRENT PLAYERS

|                 |     |
|-----------------|-----|
| Nate Miller     | 126 |
| Dave Spehar     | 125 |
| Mike Lyons      | 116 |
| Rico Pagel      | 102 |
| Erik Westrum    | 84  |
| Dylan Mills     | 82  |
| Aaron Miskovich | 74  |
| Matt Leimbek    | 70  |
| Ryan Trebil     | 69  |
| Stuart Senden   | 69  |
| John Pohl       | 46  |
| Erik Wendell    | 43  |
| Adam Hauser     | 43  |
| Jordan Leopold  | 43  |
| Nick Angell     | 41  |
| Doug Meyer      | 40  |
| Pat O'Leary     | 18  |
| Mark Nenovich   | 15  |
| Matt DeMarchi   | 4   |
| Shawn Roed      | 4   |
| Jeff Taffe      | 4   |
| Dan Welch       | 4   |
| Ben Tharp       | 1   |
| Pete Samargia   | 1   |

## WCHA Standings/Schedule

| Team (Overall Record, win %)   | GP | W | L | T | Pts | GF | GA | GDif |
|--------------------------------|----|---|---|---|-----|----|----|------|
| Wisconsin (3-1-0, .750)        | 4  | 3 | 1 | 0 | 6   | 19 | 9  | +10  |
| North Dakota (1-0-1, .750)     | 2  | 1 | 0 | 1 | 3   | 5  | 4  | +1   |
| Alaska-Anchorage (3-3-0, .500) | 2  | 1 | 1 | 0 | 2   | 15 | 16 | -1   |
| Denver (3-1-0, .750)           | 2  | 1 | 1 | 0 | 2   | 14 | 7  | +7   |
| Minnesota-Duluth (1-1-0, .500) | 2  | 1 | 1 | 0 | 2   | 4  | 7  | -3   |
| Minnesota (0-3-1, .125)        | 2  | 0 | 1 | 1 | 1   | 11 | 15 | -4   |
| Colorado College (2-1-0, .667) | 0  | 0 | 0 | 0 | 0   | 10 | 7  | +3   |
| MSU, Mankato (0-1-1, .250)     | 0  | 0 | 0 | 0 | 0   | 0  | 3  | +7   |
| St. Cloud State (2-2-0, .500)  | 0  | 0 | 0 | 0 | 0   | 14 | 10 | +4   |
| Michigan Tech (0-2-0, .000)    | 2  | 0 | 2 | 0 | 0   | 5  | 24 | -19  |

### Games This Weekend

MSU, Mankato @ Alaska-Anchorage (Fri./Sat.) 10:35 p.m.

Colorado College @ Minnesota-Duluth (Fri./Sat.) 7:05 p.m.

Denver @ Michigan Tech (Fri./Sat.) 7:05 p.m.

\*Boston College @ Minnesota (Fri./Sat.) 7:05 p.m.

\*North Dakota @ Clarkson (Fri./Sat.) 7:05 p.m.

\*St. Cloud State @ Vermont (Fri./Sat.) 7:35/7:05 p.m.

\*Northeastern @ Wisconsin (Fri./Sat.) 7:05 p.m.

\* - nonconference game

## Season Highs/Lows

### Team

|   |  |
|---|--|
| <b>MOST GOALS/GAME</b>                    | (4) 10/17 @ Maine  |
| <b>LEAST GOALS/GAME</b>                   | (2) two times, last 10/23 vs. North Dakota                           |
| <b>MOST ASSISTS/GAME</b>                  | (5) 10/16 @ Maine  |
| <b>LEAST ASSISTS/GAME</b>                 | (3) two times, last 10/23 vs. North Dakota                           |
| <b>MOST GOALS AGAINST/GAME</b>            | (5) two times, 10/16 and 10/17 @ Maine                               |
| <b>LEAST GOALS AGAINST/GAME</b>           | (2) 10/22 vs. North Dakota   |
| <b>MOST ASSISTS AGAINST/GAME</b>          | (8) 10/17 @ Maine  |
| <b>LEAST ASSISTS AGAINST/GAME</b>         | (3) 10/22 vs. North Dakota   |
| <b>MOST GOALS/PERIOD</b>                  | (2) 10/17 @ Maine - second period                                    |
| <b>MOST GOALS AGAINST/PERIOD</b>          | (3) two times, last 10/17 @ Maine - second period                    |
| <b>MOST POWER PLAY GOALS/GAME</b>         | (1) three times, last 10/23 vs. North Dakota                         |
| <b>MOST POWER PLAY GOALS ALLOWED/GAME</b> | (2) 10/17 @ Maine  |
| <b>MOST SHOTS ON GOAL/GAME</b>            | (35) 10/17 @ Maine   |
| <b>LEAST SHOTS ON GOAL/GAME</b>           | (28) 10/23 vs. North Dakota  |
| <b>MOST SHOTS AGAINST/GAME</b>            | (46) 10/22 vs. North Dakota  |
| <b>LEAST SHOTS AGAINST/GAME</b>           | (24) 10/17 @ Maine   |
| <b>MOST SHOTS ON GOAL/PERIOD</b>          | (16) 10/16 @ Maine   |
| <b>MOST SHOTS AGAINST/PERIOD</b>          | (20) 10/22 vs. North Dakota  |
| <b>MOST PENALTIES/GAME</b>                | (12) 10/17 @ Maine   |
| <b>LEAST PENALTIES/GAME</b>               | (6) two times, last 10/23 vs. North Dakota                           |
| <b>MOST PIM/GAME</b>                      | (24) 10/17 @ Maine   |
| <b>LEAST PIM/GAME</b>                     | (12) two times, last 10/23 vs. North Dakota                          |
| <b>MOST OPP. PENALTIES/GAME</b>           | (11) 10/17 @ Maine   |
| <b>LEAST OPP. PENALTIES/GAME</b>          | (7) 10/22 vs. North Dakota   |
| <b>MOST OPP. PIM/GAME</b>                 | (22) 10/17 @ Maine   |
| <b>LEAST OPP. PIM/GAME</b>                | (14) 10/22 vs. North Dakota  |
| <b>QUICKEST TWO GOALS</b>                 | (13:51) 10/17 @ Maine - second period (Pohl, Westrum)                |
| <b>QUICKEST THREE GOALS</b>               | (31:43) 10/17 @ Maine - first/second period (Westrum, Pohl, Westrum) |

## Individual

|                           |  |
|---------------------------|--|
| <b>GOALS/GAME</b>         | (2) two times, Erik Westrum, 10/16 and 10/17 @ Maine       |
| <b>GOALS/PERIOD</b>       | (1) nine players, last 10/23 third period vs. North Dakota |
| <b>ASSISTS/GAME</b>       | (2) John Pohl, 10/16 @ Maine                               |
| <b>ASSISTS/PERIOD</b>     | (1) 14 players, last 10/23 third period vs. North Dakota   |
| <b>POINTS/GAME</b>        | (2) five times, last Westrum, Mills, Pohl, 10/17 @ Maine   |
| <b>POINTS/PERIOD</b>      | (1) 21 times, last 10/23 third period vs. North Dakota     |
| <b>PENALTIES/GAME</b>     | (2) three times, last Erik Westrum, 10/23 vs. North Dakota |
| <b>PIM/GAME</b>           | (4) three times, last Erik Westrum, 10/23 vs. North Dakota |
| <b>SHOTS ON GOAL/GAME</b> | (9) Erik Westrum, 10/23 vs. North Dakota                   |
| <b>SAVES/GAME</b>         | (44) Adam Hauser, 10/22 vs. North Dakota                   |
| <b>+/- RATING/GAME</b>    | (+2) Mark Nenovich, 10/17 @ Maine                          |

### GOAL BREAKDOWN

|                              | OPP | MN |
|------------------------------|-----|----|
| 5-on-5                       | 9   | 5  |
| 5-on-4                       | 5   | 2  |
| 6-on-5                       | 1   | 0  |
| 6-on-4                       | 0   | 1  |
| 4-on-5                       | 0   | 2  |
| 4-on-4                       | 0   | 1  |
| 5-on-3                       | 0   | 0  |
| 4-on-3                       | 0   | 0  |
| Power Play                   | 5   | 3  |
| Shorthanded                  | 0   | 2  |
| Empty Net                    | 1   | 0  |
| First Minute of Game         | 0   | 0  |
| First 2 Minutes of Game      | 0   | 0  |
| First 5 Minutes of Game      | 0   | 1  |
| First 10 Minutes of Game     | 0   | 3  |
| First Goal of Game           | 1   | 3  |
| First Minute of Period       | 0   | 0  |
| Last Minute of Period        | 1   | 1  |
| Last Minute of Game          | 1   | 1  |
| Last 5 Minutes of Game       | 1   | 1  |
| To Tie Game - Last 5 Minutes | 0   | 0  |
| To Win Game - Last 5 Minutes | 0   | 0  |
| October                      | 15  | 11 |
| November                     | 0   | 0  |
| December                     | 0   | 0  |
| January                      | 0   | 0  |
| February                     | 0   | 0  |
| March                        | 0   | 0  |
| Unassisted                   | 1   | 1  |
| One Assist                   | 7   | 5  |
| Two Assists                  | 7   | 5  |
| Home                         | 5   | 4  |
| Road                         | 10  | 7  |
| Neutral                      | 0   | 0  |
| Overtime                     | 0   | 0  |

### GOALS SCORED AFTER OPPONENTS' GOAL

|                       | OPP | MN |
|-----------------------|-----|----|
| Less Than One Minute  | 0   | 1  |
| One To Three Minutes  | 2   | 3  |
| Three To Five Minutes | 1   | 0  |

### Stats By Class

|           | Season   |       |       |    |    |
|-----------|----------|-------|-------|----|----|
|           | G-A--Pts | P/M   | Shots | PP | GW |
| Senior    | 10-1     | 5/10  | 13    | 0  | 0  |
| Junior    | 6-5-11   | 9/18  | 45    | 1  | 0  |
| Sophomore | 2-7-9    | 7/14  | 40    | 1  | 0  |
| Freshman  | 2-3-5    | 12/24 | 31    | 0  | 0  |

### Last Weekend vs. North Dakota

|           | Last Weekend vs. North Dakota |      |       |    |    |
|-----------|-------------------------------|------|-------|----|----|
|           | G-A--Pts                      | P/M  | Shots | PP | GW |
| Senior    | 1-0-1                         | 1/2  | 9     | 0  | 0  |
| Junior    | 0-2-2                         | 3/6  | 21    | 0  | 0  |
| Sophomore | 1-2-3                         | 2/4  | 15    | 1  | 0  |
| Freshman  | 2-2-4                         | 6/12 | 15    | 0  | 0  |

### Quick Stats By Month

|           | Oct.              | Nov. | Dec. | Jan. | Feb. | March |
|-----------|-------------------|------|------|------|------|-------|
| Anthony   | 0-0-0             |      |      |      |      |       |
| Angell    | 0-0-0             |      |      |      |      |       |
| DeMarchi  | 0-0-0             |      |      |      |      |       |
| Hauser    | 0-2-1, 2.94, .917 |      |      |      |      |       |
| Leimbek   | 0-1-1             |      |      |      |      |       |
| Leopold   | 1-2-3             |      |      |      |      |       |
| Lyons     | 0-0-0             |      |      |      |      |       |
| Meyer     | 0-2-2             |      |      |      |      |       |
| Miller    | 0-0-0             |      |      |      |      |       |
| Mills     | 1-1-2             |      |      |      |      |       |
| Miskovich | 1-2-3             |      |      |      |      |       |
| Nenovich  | 0-0-0             |      |      |      |      |       |
| O'Leary   | 0-0-0             |      |      |      |      |       |
| Pagel     | 0-0-0             |      |      |      |      |       |
| Pohl      | 1-3-4             |      |      |      |      |       |
| Roberg    | dnp               |      |      |      |      |       |
| Roed      | 1-1-2             |      |      |      |      |       |
| Samargia  | 0-1-0, 5.06, .792 |      |      |      |      |       |
| Senden    | 0-0-0             |      |      |      |      |       |
| Spehar    | 1-0-1             |      |      |      |      |       |
| Taffe     | 0-1-1             |      |      |      |      |       |
| Tharp     | 0-1-1             |      |      |      |      |       |
| Trebil    | 0-0-0             |      |      |      |      |       |
| Welch     | 1-0-1             |      |      |      |      |       |
| Wendell   | 0-0-0             |      |      |      |      |       |
| Westrum   | 4-1-5             |      |      |      |      |       |
| Young     | dnp               |      |      |      |      |       |

### multiple-point games (season/career)

| Player (Games)        | Last Time                 | Record       |
|-----------------------|---------------------------|--------------|
| Erik Westrum (2/12)   | 10/17/99 @ Maine (2g)     | 0-2-0/2-8-2  |
| John Pohl (2/3)       | 10/17/99 @ Maine (1g, 1a) | 0-2-0/1-2-0  |
| Dylan Mills (1/6)     | 10/17/99 @ Maine (1g, 1a) | 0-1-0/5-1-0  |
| Dave Spehar (0/24)    | 3/19/99 vs. UND (2a)      | 0-0-0/14-7-3 |
| Aaron Miskovich (0/6) | 2/19/99 @ SCSU (1g, 1a)   | 0-0-0/2-3-1  |
| Jordan Leopold (0/4)  | 3/20/99 vs. CC (2a)       | 0-0-0/0-3-1  |
| Rico Pagel (0/9)      | 2/27/99 @ UMD (1g, 1a)    | 0-0-0/6-3-0  |
| Matt Leimbek (0/3)    | 1/30/99 vs. MTU (1g, 1a)  | 0-0-0/2-1-0  |
| Nate Miller (0/4)     | 10/24/99 @ SCSU (2g)      | 0-0-0/3-1-0  |
| Erik Wendell (0/2)    | 3/5/99 vs. UAA (1g, 1a)   | 0-0-0/2-0-0  |
| Stuart Senden (0/2)   | 1/2/99 @ BC (2a)          | 0-0-0/1-1-0  |
| Doug Meyer (0/2)      | 3/5/99 vs. WIS (1g, 1a)   | 0-0-0/0-1-1  |
| Mike Lyons (0/1)      | 11/9/96 vs. UND (1g, 1a)  | 0-0-0/1-0-0  |
| Ryan Trebil (0/1)     | 1/17/98 vs. DU (2a)       | 0-0-0/1-0-0  |

### multiple-goal games (season/career)

| Player (Games)        | Last Time               | Record      |
|-----------------------|-------------------------|-------------|
| Erik Westrum (2/5)    | 10/17/99 @ Maine (2g)   | 0-2-0/1-3-1 |
| Dave Spehar (0/5)     | 3/18/99 vs. SCSU (2g)   | 0-0-0/5-0-0 |
| Aaron Miskovich (0/2) | 10/17/98 vs. UMD (2g)   | 0-0-0/2-0-0 |
| Jordan Leopold (0/1)  | 11/27/98 vs. Mich. (2g) | 0-0-0/0-1-0 |
| Nate Miller (0/1)     | 10/24/98 @ SCSU (2g)    | 0-0-0/0-1-0 |
| Rico Pagel (0/1)      | 12/15/97 vs. SCSU (2g)  | 0-0-0/0-1-0 |
| Stuart Senden (0/1)   | 2/7/98 vs. WIS (2g)     | 0-0-0/1-0-0 |

Minnesota Men - 1999-2000 Schedule & Results

| Date         | Opponent           | Result      | Overall Record   | Conf Record |
|--------------|--------------------|-------------|------------------|-------------|
| Sat Oct 16   | at Maine           | NC 3- 5 L   | 0- 1- 0          | 0- 0- 0     |
| Sun Oct 17   | at Maine           | NC 4- 5 L   | 0- 2- 0          | 0- 0- 0     |
| Fri Oct 22   | NORTH DAKOTA       | T 2- 2 T OT | 0- 2- 1          | 0- 0- 1     |
| Sat Oct 23   | NORTH DAKOTA       | 2- 3 L      | 0- 3- 1          | 0- 1- 1     |
| Fri Oct 29   | BOSTON COLLEGE     | NC          | 7:00 pm          |             |
| Sat Oct 30   | BOSTON COLLEGE     | NC          | 7:00 pm          |             |
| Fri Nov 5    | at Colorado Coll.  |             | 7:35 pm          |             |
| Sat Nov 6    | at Colorado Coll.  |             | 7:05 pm          |             |
| Fri Nov 12   | at Wisconsin       |             | 7:05 pm          |             |
| Sat Nov 13   | at Wisconsin       |             | 7:05 pm          |             |
| Fri Nov 19   | MINN-DULUTH        |             | 7:05 pm          |             |
| Sat Nov 20   | MINN-DULUTH        |             | 7:05 pm          |             |
| * Fri Nov 26 | at Michigan        | NC          | 7:35 pm          |             |
| * Sat Nov 27 | at Michigan State  | NC          | 7:05 pm          |             |
| Fri Dec 3    | at Alask-Anchorage |             | 7:35 pm          |             |
| Sat Dec 4    | at Alask-Anchorage |             | 7:35 pm          |             |
| Fri Dec 10   | at St. Cloud       |             | 7:35 pm          |             |
| Sat Dec 11   | ST. CLOUD          |             | 7:05 pm          |             |
| Wed Dec 15   | VALERENGA          | EX          | 7:05 pm          |             |
| & Wed Dec 29 | HARVARD            | NC          | 7:00 pm          |             |
| % Thu Dec 30 | UM-AMHT/NORTHMI    | NC          | 4:00 pm/ 7:00 pm |             |
| Fri Jan 14   | DENVER             |             | 7:05 pm          |             |
| Sat Jan 15   | DENVER             |             | 7:05 pm          |             |
| Fri Jan 21   | at North Dakota    |             | 7:35 pm          |             |
| Sat Jan 22   | at North Dakota    |             | 7:35 pm          |             |
| Fri Jan 28   | MSU-MANKATO        |             | 7:05 pm          |             |
| Sat Jan 29   | MSU-MANKATO        |             | 7:05 pm          |             |
| Fri Feb 4    | at Minn-Duluth     |             | 7:05 pm          |             |
| Sat Feb 5    | at Minn-Duluth     |             | 7:05 pm          |             |
| Fri Feb 11   | COLORADO COLL.     |             | 7:05 pm          |             |
| Sat Feb 12   | COLORADO COLL.     |             | 7:05 pm          |             |
| Fri Feb 18   | at Michigan Tech.  |             | 7:35 pm          |             |
| Sat Feb 19   | at Michigan Tech.  |             | 7:05 pm          |             |
| Fri Feb 25   | WISCONSIN          |             | 7:05 pm          |             |
| Sat Feb 26   | WISCONSIN          |             | 7:05 pm          |             |
| Fri Mar 3    | ST. CLOUD          |             | 7:05 pm          |             |
| Sat Mar 4    | at St. Cloud       |             | 7:05 pm          |             |

\* - College Hockey Showcase  
 \* - College Hockey Showcase  
 & - Mariucci Classic  
 % - Mariucci Classic Consolation/Championship

| Records | Conf    | Non-Conf | Overall | GF-GA   | Conf | Non-Conf | Overall |
|---------|---------|----------|---------|---------|------|----------|---------|
| Overall | 0- 1- 1 | 0- 2- 0  | 0- 3- 1 | Overall | 4- 5 | 7- 10    | 11- 15  |
| Home    | 0- 1- 1 | 0- 0- 0  | 0- 1- 1 | Home    | 4- 5 | 0- 0     | 4- 5    |
| Away    | 0- 0- 0 | 0- 2- 0  | 0- 2- 0 | Away    | 0- 0 | 7- 10    | 7- 10   |
| Neutral | 0- 0- 0 | 0- 0- 0  | 0- 0- 0 | Neutral | 0- 0 | 0- 0     | 0- 0    |





# GOLDEN GOPHER

## HOCKEY

University of Minnesota  
Men's Media Relations

Phone: (612) 625-4090

Fax: (612) 625-0359

Website: www.gophersports.com

Contact: Brad Ruitter

Phone: (612) 625-4389

E-Mail: ruite001@gold.tc.umn.edu

### WEEKLY RELEASE

November 1, 1999

#### LAST WEEKEND

**The Golden Gophers** knocked off top-ranked Boston College last Friday night in an overtime thriller (6-5) before dropping the second game of the weekend series (4-1). The win gave new head coach Don Lucia his first win at the University of Minnesota. This weekend, Minnesota continues a stretch of 10 straight games to open the season against ranked opponents.

**The Tigers** split their WCHA season-opening series at Minnesota-Duluth, dropping a 2-1 decision on Friday before claiming a series split with a 5-3 win on Saturday evening over the Bulldogs.

#### MEDIA INFORMATION

**TV:** Midwest Sports Channel (Live)/Frank Mazzocco-play-by-play; Tom Reid-color

**RADIO:** KSTP-AM (Live)/Dan Terhaar-play-by-play; Glen Sonmor-color

**INTERVIEWS:** The coaching staff and players are available for interviews on WEDNESDAYS by request through the media relations office. The Golden Gopher locker room is CLOSED to the media at all times. Postgame interviews should be done outside the locker room after a 10 minute cooling off period.

### This Weekend

**Minnesota (1-4-1, 0-1-1) at Colorado College (3-2-0, 1-1-0)**  
**World Arena • Colorado Springs, Colo.**  
**Friday, November 5 • 7:35 p.m. (CST)**  
**Saturday, November 6 • 7:05 p.m. (CST)**

**Series Notes:** Minnesota leads the all-time series 135-69-6 • Colorado College has won the last nine meetings between the two teams over the last two seasons • Minnesota last swept Colorado College on Feb. 5-6, 1993 at the old Mariucci Arena (2-1, 6-3) • the Golden Gophers' last sweep of the Tigers in Colorado was Jan. 24-25, 1992 (6-3, 8-2) • the Tigers have outscored the Golden Gophers 16-5 in the first period of the last six games • Minnesota owns a 21-15-1 edge in November games

**Last Season:** Colorado College won all four regular-season games and a postseason meeting at the WCHA Final Five • the 11-goal differential in the sweep in Minneapolis (7-1, 6-1) was the largest against the Golden Gophers in a home series in the new Mariucci Arena • the Tigers scored nine goals in the final four minutes of a period • the Tigers were 9-for-27 (.333) on the power play, with the Golden Gophers 3-for-22 with the man advantage (.136) • the Golden Gophers were 5-2-1 when Colorado College visited Minnesota in early November last season - the team is 11-21-9 since then

#### Team Comparisons

|                            | Colorado College | Minnesota    |
|----------------------------|------------------|--------------|
| <b>Power Play</b>          | 9/31 (.290)      | 7/41 (.171)  |
| <b>League Power Play</b>   | 3/11 (.273)      | 2/14 (.143)  |
| <b>Penalty Kill</b>        | 23/26 (.885)     | 28/36 (.778) |
| <b>League Penalty Kill</b> | 9/10 (.900)      | 8/10 (.800)  |
| <b>Last 10 Games</b>       | 6-4-0 (.600)     | 3-6-1 (.350) |
| <b>Home</b>                | 2-1-0 (.667)     | 1-2-1 (.375) |
| <b>Road</b>                | 1-1-0 (.500)     | 0-2-0 (.000) |
| <b>Goals/Game</b>          | 3.20             | 3.00         |
| <b>Goals Allowed/Game</b>  | 2.40             | 4.00         |
| <b>Penalties/Game</b>      | 8.60             | 7.83         |
| <b>Shots On Goal/Game</b>  | 37.80            | 29.67        |

#### Career Scoring vs. Colorado College

| Player (games)      | G-A--Pts | Notes                           |
|---------------------|----------|---------------------------------|
| Dave Spehar (12)    | 4-5--9   | GWG in 3-0 win on 2/22/97       |
| Erik Westrum (9)    | 1-5--6   | 3a in 3/20/99 Final Five loss   |
| Erik Wendell (5)    | 1-2--3   | SHG on 2/27/98                  |
| Jordan Leopold (5)  | 0-3--3   | 2a in 3/20/99 Final Five loss   |
| Aaron Miskovich (7) | 2-0--2   | MN's final goal in 98-99 season |
| Rico Pagel (9)      | 1-1--2   | Goal in loss on 2/28/98         |
| Stuart Senden (7)   | 1-1--2   | Opened scoring in 11/6/98 loss  |
| Matt Leimbek (7)    | 1-0--1   | Only MN goal on 2/6/99          |
| Nate Miller (13)    | 1-0--1   | First career goal on 10/18/96   |
| John Pohl (5)       | 1-0--1   | Goal in Final Five game last yr |
| Mike Lyons (12)     | 0-1--1   | Assist on goal on 11/22/98      |
| Dylan Mills (8)     | 0-1--1   | Assist on goal on 2/5/99        |
| Pat O'Leary (3)     | 0-1--1   | First career point on 2/5/99    |

#### SCHEDULE/RESULTS

|                                 |                   |            |
|---------------------------------|-------------------|------------|
| Oct. 16                         | #@ Maine          | L5-3       |
| Oct. 17                         | #@ Maine          | L5-4       |
| Oct. 22                         | NORTH DAKOTA      | T2-2       |
| Oct. 23                         | NORTH DAKOTA      | L3-2       |
| Oct. 29                         | #BOSTON COLL      | W6-5 (ot)  |
| Oct. 30                         | #BOSTON COLL      | L4-1       |
| Nov. 5                          | @ Colorado Col.   | 8:35 p.m.  |
| Nov. 6                          | @ Colorado Col.   | 8:05 p.m.  |
| Nov. 12                         | @ Wisconsin       | 7:05 p.m.  |
| Nov. 13                         | @ Wisconsin       | 7:05 p.m.  |
| Nov. 19                         | MINN-DULUTH       | 7:05 p.m.  |
| Nov. 20                         | MINN-DULUTH       | 7:05 p.m.  |
| Nov. 26                         | #@ Michigan       | 6:35 p.m.  |
| Nov. 27                         | #@ Michigan St.   | 6:05 p.m.  |
| Dec. 3                          | @ Alaska-Anch.    | 10:35 p.m. |
| Dec. 4                          | @ Alaska-Anch.    | 10:35 p.m. |
| Dec. 10                         | @ St. Cloud State | 7:35 p.m.  |
| Dec. 11                         | ST. CLOUD STATE   | 7:05 p.m.  |
| Dec. 15                         | *VALERENGA        | 7:05 p.m.  |
| Dec. 29                         | MARIUCCI CLASSIC  |            |
| No. Michigan/UMass-Amherst      |                   | 4 p.m.     |
| #Harvard/Minnesota              |                   | 7 p.m.     |
| Dec. 30                         | MARIUCCI CLASSIC  |            |
| Third place game                |                   | 4 p.m.     |
| Championship game               |                   | 7 p.m.     |
| Jan. 14                         | DENVER            | 7:05 p.m.  |
| Jan. 15                         | DENVER            | 7:05 p.m.  |
| Jan. 21                         | @ North Dakota    | 7:35 p.m.  |
| Jan. 22                         | @ North Dakota    | 7:35 p.m.  |
| Jan. 28                         | MSU MANKATO       | 7:05 p.m.  |
| Jan. 29                         | MSU MANKATO       | 7:05 p.m.  |
| Feb. 4                          | @ Minn-Duluth     | 7:05 p.m.  |
| Feb. 5                          | @ Minn-Duluth     | 7:05 p.m.  |
| Feb. 11                         | COLORADO COLL     | 7:05 p.m.  |
| Feb. 12                         | COLORADO COLL     | 7:05 p.m.  |
| Feb. 18                         | @ Michigan Tech   | 6:35 p.m.  |
| Feb. 19                         | @ Michigan Tech   | 6:05 p.m.  |
| Feb. 25                         | WISCONSIN         | 7:05 p.m.  |
| Feb. 26                         | WISCONSIN         | 7:05 p.m.  |
| March 3                         | ST. CLOUD STATE   | 7:05 p.m.  |
| March 4                         | @ St. Cloud State | 7:05 p.m.  |
| March 10-12                     | WCHA FIRST ROUND  |            |
| March 16-18                     | WCHA FINAL FIVE   |            |
| (@ Target Center, Minneapolis)  |                   |            |
| March 24-26                     | NCAA REGIONALS    |            |
| (@ Mariucci Arena, Minneapolis) |                   |            |
| (@ Pepsi Arena, Albany, N.Y.)   |                   |            |
| April 6                         | NCAA SEMIFINALS   |            |
| (@ Providence, R.I.)            |                   |            |
| April 8                         | NCAA CHAMPIONSHIP |            |
| (@ Providence, R.I.)            |                   |            |

\* - exhibition game

# - nonconference game

all game times are Central  
game times are subject to change



## 1999-2000 RECORD WHEN

|                                      |       |
|--------------------------------------|-------|
| Overall Record                       | 1-4-1 |
| WCHA Record                          | 0-1-1 |
| Home Record                          | 1-2-1 |
| Road Record                          | 0-2-0 |
| Neutral Site Record                  | 0-0-0 |
| Last 20 Games                        | 7-9-4 |
| Last 10 Games                        | 3-6-1 |
| Last 5 Games                         | 1-3-1 |
| Scoring A Power-Play Goal            | 1-3-1 |
| Not Scoring A Power-Play Goal        | 0-1-0 |
| Allowing A Power-Play Goal           | 1-4-1 |
| Not Allowing A Power-Play Goal       | 0-0-0 |
| Scoring A Short-Handed Goal          | 0-2-0 |
| Allowing A Short-Handed Goal         | 1-0-0 |
| 10 Or More Penalties                 | 0-1-0 |
| Fewer Than 10 Penalties              | 1-3-1 |
| More Penalties Than Opponent         | 1-1-0 |
| Fewer Penalties Than Opponent        | 0-3-1 |
| Same Amount Of Penalties             | 0-0-0 |
| In One-Goal Games                    | 1-2-0 |
| In Two-Goal Games                    | 0-1-0 |
| In Three-Goal or More Games          | 0-1-0 |
| In Overtime Games                    | 1-0-1 |
| Scoring 4 or More Goals              | 1-1-0 |
| Scoring 3 or Fewer Goals             | 0-3-1 |
| Scoring 3 or More Goals              | 1-2-0 |
| Scoring 2 or Fewer Goals             | 0-2-1 |
| Allowing 4 or More Goals             | 1-3-0 |
| Allowing 3 or Fewer Goals            | 0-1-1 |
| Scoring First Goal Of Game           | 1-2-1 |
| Opponents Score First                | 0-2-0 |
| Leading After One Period             | 1-1-1 |
| Trailing After One Period            | 0-1-0 |
| Tied After One Period                | 0-2-0 |
| Scoring First Goal Of Second Period  | 1-2-0 |
| Leading After Two Periods            | 1-0-1 |
| Trailing After Two Periods           | 0-3-0 |
| Tied After Two Periods               | 0-1-0 |
| Scoring First Goal Of Third Period   | 0-2-0 |
| Having 10-19 Shots On Goal           | 0-0-0 |
| Having 20-29 Shots On Goal           | 1-2-0 |
| Having 30-39 Shots On Goal           | 0-2-1 |
| Having 40 or More Shots On Goal      | 0-0-0 |
| Allowing Fewer Than 10 Shots On Goal | 0-0-0 |
| Allowing 10-19 Shots On Goal         | 0-0-0 |
| Allowing 20-29 Shots On Goal         | 0-2-0 |
| Allowing 30-39 Shots On Goal         | 1-2-0 |
| Allowing 40 or More Shots On Goal    | 0-0-1 |
| Outshooting Opponent                 | 0-2-0 |
| Opponent Outshoots Minnesota         | 1-2-1 |
| Shots Are Even                       | 0-0-0 |
| October                              | 1-4-1 |
| November                             | 0-0-0 |
| December                             | 0-0-0 |
| January                              | 0-0-0 |
| February                             | 0-0-0 |
| March                                | 0-0-0 |
| Thursdays                            | 0-0-0 |
| Fridays                              | 1-0-1 |
| Saturdays                            | 0-3-0 |
| Sundays                              | 0-1-0 |
| Mondays                              | 0-0-0 |
| Series Record                        | 0-2-1 |
| Games Following A Win                | 0-1-0 |
| Games Following A Loss               | 1-1-1 |
| Games Following A Tie                | 0-1-0 |

## News & Notes

**The Coaches:** Minnesota Head Coach **Don Lucia** is in his first season with the Golden Gophers. Lucia, who has compiled a record of 280-159-29 (.629) in 13 seasons overall as a head coach, led Colorado College to the NCAA Tournament in each of the last four seasons. Lucia was 166-68-18 (.694) in six seasons with the Tigers, and is 119-50-17 (.685) in WCHA games. Colorado College Head Coach **Scott Owens** is in his rookie season of college coaching, with an overall record of 3-2-0 (.600) in the new campaign.

**Coach Lucia On The Air:** Coach Lucia's regular weekly media appearances are as follows: KSTP-AM (1500) - Thursday mornings (7:45) with Barbara Carlson, Saturday mornings (11:50) with Joe Soucheray, and the pre-game and post-game shows before and following games; WCCO-TV (830) - Friday evenings (6:40) with Mike Max; MSC - The Don Lucia Show which generally airs one hour before each MSC telecast

**Bad Streak:** The Tigers' current winning streak in the series (9) is the longest for Colorado College in the history with Minnesota. The streak is also one short of the longest losing skid Minnesota has suffered against a WCHA program - Denver won 10 straight games against Minnesota from Dec. 5, 1959 through Feb. 1, 1974.

**Close But No Cigar:** Minnesota's first six games this season have been decided by a total of eight goals, with two of the tallies being empty-net goals (Oct. 16 at Maine, Oct. 30 vs. Boston College). Also, Minnesota has been in the lead or tied for 67.8 percent of game time this season (149:59 of a total 268:13 of game time)

**Tall Order:** Minnesota's first 10 games this season are against teams currently ranked in the top 10 in the nation - their first four opponents (Maine, North Dakota, Boston College, Colorado College) were all participants in the NCAA final eight a year ago and had a combined record of 111-35-11 (.742)

**Second Period Blues:** The second period continues to be a major pain in Minnesota's neck early in the 1999-2000 season. After being outnumbered 4-2 in the middle frame last weekend against Boston College, 13 of the 24 goals Minnesota has allowed this season have been in the second period.

**Quick Starts:** Minnesota has scored first in four of six games this season, owning a 7-2 edge in first-period scoring. The Golden Gophers have yet to allow a goal this season before the 12:53 mark of the opening frame.

**Hitting The Road:** Beginning with this weekend's series at Colorado College, the Golden Gophers will play just two of their next 11 games at Mariucci Arena (Nov. 19-20 vs. Minnesota-Duluth)

**Everyone Pitching In:** Although the Golden Gophers may be a team void of superstars, a number of players have been chipping in goals and assists early in the new season. In the season's first six games, a total of 12 players have already scored Minnesota's 18 goals, with 15 players notching assists. A total of 10 out of the 12 Golden Gophers listed as forwards on last Friday night's line chart against Boston College have scored at least one goal already this season.

**Playing The Best:** The Golden Gophers just concluded playing the top three teams in the nation (Boston College, Maine, North Dakota) in three consecutive weekends - the program has never played the top three ranked teams in the nation on consecutive weekends in school history.

**Beating The Best:** Minnesota defeated top-ranked Boston College 6-5 in overtime last Friday night - the program's first win over a number-one ranked team since a Don Lucia-led Colorado College team was knocked off 3-2 by the Golden Gophers at Mariucci Arena on Feb. 9, 1996. The last time Minnesota was listed at the top of the college hockey polls was just one week before that date - the week of Jan. 29, 1996 - as the program was riding a school-record 19-game unbeaten streak.

## THE LAST TIME IT HAPPENED

### Minnesota Swept A Road Series:

February 26-27, 1999 @ Minnesota-Duluth (4-1, 10-7)

### Minnesota Was Swept In A Road Series:

October 16-17, 1999 @ Maine (5-3, 5-4)

**Minnesota Swept A Home Series:** March 12-13, 1999 vs. Alaska-Anchorage (4-0, 1-0)

### Minnesota Was Swept In A Home Series:

November 6-7, 1998 vs. Colorado College (7-1, 6-1)

**Minnesota Shut Out An Opponent:** March 13, 1999 vs. Alaska-Anchorage (Adam Hauser, 1-0)

**An Opponent Shut Out Minnesota:** January 10, 1999 @ Denver (Stephen Wagner, 5-0)

**Minnesota Player Scored A Hat Trick:** February 27, 1999 @ Minnesota-Duluth (Reggie Berg, 10-7 Minnesota win)

**Minnesota Player Scored A Pure Hat Trick:** February 26, 1999 @ Minnesota-Duluth (Wyatt Smith, 4-1 Minnesota win)

**An Opponent Scored A Hat Trick:** January 22, 1999 @ North Dakota (Jeff Panzer, four goals, 5-4, Minnesota loss)

**Minnesota Player Scored Four Goals In A Game:** February 27, 1999 @ Minnesota-Duluth (Reggie Berg, 10-7 Minnesota win)

**Minnesota Won When Trailing After Two Periods:** March 14, 1997 vs. St. Cloud State at WCHA Final Five (5-4 Minnesota overtime win/trailing 4-3 heading into third period)

**Minnesota Had 50 or More Shots On Goal In A Game:** February 27, 1999 @ Minnesota-Duluth (54 shots, 10-7 Minnesota win)

**Opponent Had 50 or More Shots On Goal In A Game:** January 31, 1997 @ North Dakota (51 shots, 6-4 Minnesota loss)

**Minnesota Player Scored A Shorthanded Goal:** October 17, 1999 @ Maine (Erik Westrum, second period, 5-4 Minnesota loss)

**Minnesota Won In Overtime:** October 29, 1999 vs. Boston College (6-5)

**Minnesota Lost In Overtime:** March 15, 1998 @ Minnesota-Duluth (5-4)

**Minnesota Tied In Overtime:** October 22, 1999 vs. North Dakota (2-2)

**Minnesota Scored 10 Goals Or More In A Game:** February 27, 1999 @ Minnesota-Duluth (10-7 Minnesota win)

**Opponent Scored 10 Goals Or More In A Game:** January 30, 1993 @ Michigan Tech (10-2 Minnesota loss)

## More News & Player Notes

**Did You Know:** Minnesota is 4-3-1 on Nov. 5 and 0-6-1 on Nov. 6 in school history • four of the six Minnesota goals on Friday night against Boston College were first individual goals of the season • Minnesota has not won in its last 34 games they have trailed after two periods (0-29-5) • statistics for all conference teams can be found by logging on to the league's new stat program site, [www.collegehockeystats.com](http://www.collegehockeystats.com)

**Goals Of All Shapes And Sizes:** Minnesota surrendered goals of varying degrees in its split last weekend against Boston College. The Eagles scored four five-on-five goals (even strength), and one each while five-on-three (PPG), five-on-four (PPG), six-on-four (PPG, pulled goaltender), six-on-five (empty net), and four-on-five (SHG). Minnesota scored four times while five-on-four (PPG) and three times while five-on-five (even strength).

**#1 Adam Hauser .....So., 6-3, 202 .....Bovey, Minn.**  
Has started 42 of the last 43 games in net for Minnesota, with the lone exception being a Oct. 17 start by freshman Pete Samargia in Maine • posted a career high 44 saves to help preserve a 2-2 tie with North Dakota on Oct. 22 at Mariucci Arena, including kicking away 19 of 20 shots in the second period • stopped 74 of 79 shots (.937 save percentage) in the series against North Dakota • stopped 52 of 60 shots last weekend against Boston College • has numbers of 0-5-0, 6.05, .803 against Colorado College in five games played

**#4 Dylan Mills.....Jr., 5-11, 202 .....Duluth, Minn.**  
Scored his second goal of the season on Friday night against Boston College to open the scoring in the 6-5 overtime win - all five of his career goals have come before Nov. 14 on the calendar • scored just three goals in 78 career games before this season

**#7 Erik Westrum .....Jr., 6-0, 195 .....Apple Valley, Minn.**  
Assisted on two goals in Minnesota's first win of the season Friday night against Boston College • has 10-19-29 in his last 26 games • Minnesota's leading returning scorer from a year ago in road games (5-12-17 in 15 games played, with three PPG, one SHG, and one GWG)

**#13 Nate Miller .....Sr., 6-3, 200 .....Anoka, Minn.**  
Scored game-winning goal in overtime Friday night against Boston College on a great individual effort • of his 20 career goals, four are game winners • scored his first career goal in his first career game (Oct. 18, 1996 vs. Colorado College at Mariucci Arena) - a goal which proved to be the game winner • played in his 104th consecutive game as a Golden Gopher on Saturday against Boston College (streak dates back to his freshman season) • 1999-2000 captain

**#15 Stuart Senden .....Jr., 6-1, 197.....Alexandria, Minn.**  
Notched third career multiple-point game with a goal and an assist in Friday's win over Boston College • goal gave Minnesota a crucial two-score cushion (5-3) midway through the third period • one of his other two multiple-point games was also against Boston College (Jan. 2, 1999 at BC)

**#19 Matt DeMarchi .....Fr., 6-3, 184 .....Bemidji, Minn.**  
Leads the team in penalties (9/18) - has at least one penalty in each game

**#22 Jeff Taffe .....Fr., 6-3, 176 .....Hastings, Minn.**  
Leads Golden Gopher rookies in scoring (1-3-4) • first career multiple-point game with a goal and an assist in Friday's win over Boston College

**#27 Aaron Miskovitch.....Jr., 6-0, 190 .....Grand Rapids, Minn.**  
Led the squad with eight shots on goal last weekend against Boston College (four in each game) • has scored a point in four of the season's first six games after chipping in a goal last Friday night

**#33 Dave Spehar .....Sr., 5-8, 174 .....Duluth, Minn.**  
Recorded 25th career multiple-point game with three assists in Friday's win over Boston College - team is 15-7-3 in those games • scored Minnesota's lone goal in Saturday's loss to the Eagles • led team and provided personal season-high five shots on net in Saturday's setback

### CAREER GOALS – CURRENT PLAYERS

|                 |    |
|-----------------|----|
| Dave Spehar     | 54 |
| Nate Miller     | 20 |
| Erik Westrum    | 20 |
| Aaron Miskovich | 17 |
| Rico Pagel      | 17 |
| Stuart Senden   | 10 |
| Jordan Leopold  | 8  |
| John Pohl       | 8  |
| Erik Wendell    | 7  |
| Matt Leimbek    | 4  |
| Doug Meyer      | 4  |
| Dylan Mills     | 5  |
| Mike Lyons      | 3  |
| Ryan Trebil     | 3  |
| Nick Angell     | 1  |
| Nick Anthony    | 1  |
| Shawn Roed      | 1  |
| Jeff Taffe      | 1  |
| Dan Welch       | 1  |

### CAREER ASSISTS – CURRENT PLAYERS

|                 |    |
|-----------------|----|
| Dave Spehar     | 61 |
| Erik Westrum    | 41 |
| Rico Pagel      | 28 |
| Nate Miller     | 23 |
| Dylan Mills     | 23 |
| Mike Lyons      | 21 |
| Aaron Miskovich | 21 |
| Jordan Leopold  | 18 |
| Matt Leimbek    | 14 |
| John Pohl       | 13 |
| Nick Angell     | 9  |
| Stuart Senden   | 9  |
| Erik Wendell    | 7  |
| Doug Meyer      | 6  |
| Ryan Trebil     | 5  |
| Jeff Taffe      | 3  |
| Pat O'Leary     | 2  |
| Shawn Roed      | 1  |
| Ben Tharp       | 1  |
| Nick Anthony    | 1  |

### CAREER POINTS – CURRENT PLAYERS

|                 |     |
|-----------------|-----|
| Dave Spehar     | 115 |
| Erik Westrum    | 61  |
| Rico Pagel      | 45  |
| Nate Miller     | 43  |
| Aaron Miskovich | 38  |
| Dylan Mills     | 28  |
| Jordan Leopold  | 26  |
| Mike Lyons      | 24  |
| John Pohl       | 21  |
| Stuart Senden   | 19  |
| Matt Leimbek    | 18  |
| Erik Wendell    | 14  |
| Nick Angell     | 10  |
| Doug Meyer      | 10  |
| Ryan Trebil     | 8   |
| Jeff Taffe      | 4   |
| Nick Anthony    | 2   |
| Pat O'Leary     | 2   |
| Shawn Roed      | 2   |
| Ben Tharp       | 1   |
| Dan Welch       | 1   |

### CAREER GAMES – CURRENT PLAYERS

|                 |     |
|-----------------|-----|
| Nate Miller     | 128 |
| Dave Spehar     | 127 |
| Mike Lyons      | 118 |
| Rico Pagel      | 104 |
| Erik Westrum    | 86  |
| Dylan Mills     | 84  |
| Aaron Miskovich | 76  |
| Stuart Senden   | 71  |
| Matt Leimbek    | 70  |
| Ryan Trebil     | 69  |
| John Pohl       | 48  |
| Adam Hauser     | 45  |
| Jordan Leopold  | 45  |
| Erik Wendell    | 43  |
| Nick Angell     | 42  |
| Doug Meyer      | 41  |
| Pat O'Leary     | 19  |
| Mark Nenovich   | 16  |
| Matt DeMarchi   | 6   |
| Shawn Roed      | 6   |
| Jeff Taffe      | 6   |
| Dan Welch       | 6   |
| Ben Tharp       | 3   |
| Pete Samargia   | 1   |

## WCHA Standings/Schedule

| Team (Overall Record, win %)   | GP | W | L | T | Pts | GF | GA | GDif |
|--------------------------------|----|---|---|---|-----|----|----|------|
| Denver (5-1-0, .833)           | 4  | 3 | 1 | 0 | 6   | 20 | 9  | +11  |
| Wisconsin (5-1-0, .833)        | 4  | 3 | 1 | 0 | 6   | 19 | 9  | +10  |
| Alaska Anchorage (4-4-0, .500) | 4  | 2 | 2 | 0 | 4   | 6  | 11 | -5   |
| Minnesota-Duluth (2-2-0, .500) | 4  | 2 | 2 | 0 | 4   | 9  | 13 | -4   |
| North Dakota (3-0-1, .875)     | 2  | 1 | 0 | 1 | 3   | 5  | 4  | +1   |
| Colorado College (3-2-0, .600) | 2  | 1 | 1 | 0 | 2   | 6  | 5  | +1   |
| MSU, Mankato (1-2-1, .375)     | 2  | 1 | 1 | 0 | 2   | 4  | 2  | +2   |
| Minnesota (1-4-1, .250)        | 2  | 0 | 1 | 1 | 1   | 4  | 5  | -1   |
| St. Cloud State (2-2-0, .500)  | 0  | 0 | 0 | 0 | 0   | 0  | 0  | --   |
| Michigan Tech (0-2-0, .000)    | 4  | 0 | 4 | 0 | 0   | 10 | 25 | -15  |

### Games This Weekend

Alaska Anchorage @ Michigan Tech (Fri./Sat.) 6:35 p.m.  
 Minnesota @ Colorado College (Fri./Sat.) 8:35 p.m.  
 Wisconsin @ Denver (Fri./Sat.) 8:05 p.m.  
 St. Cloud State @ North Dakota (Fri./Sat.) 7:35 p.m.  
 Minnesota-Duluth is idle  
 MSU, Mankato is idle  
 \* - nonconference game

## Season Highs/Lows

### Team

|   |   |
|---|---|
| <b>MOST GOALS/GAME</b>                    | (6) 10/29 vs. Boston College                                  |
| <b>LEAST GOALS/GAME</b>                   | (1) 10/30 vs. Boston College                                  |
| <b>MOST ASSISTS/GAME</b>                  | (9) 10/29 vs. Boston College                                  |
| <b>LEAST ASSISTS/GAME</b>                 | (2) 10/30 vs. Boston College                                  |
| <b>MOST GOALS AGAINST/GAME</b>            | (5) three times, last 10/29 vs. Boston College                |
| <b>LEAST GOALS AGAINST/GAME</b>           | (2) 10/22 vs. North Dakota                                    |
| <b>MOST ASSISTS AGAINST/GAME</b>          | (8) 10/17 @ Maine   |
| <b>LEAST ASSISTS AGAINST/GAME</b>         | (3) 10/22 vs. North Dakota                                    |
| <b>MOST GOALS/PERIOD</b>                  | (3) 10/29 vs. Boston College - first period                   |
| <b>MOST GOALS AGAINST/PERIOD</b>          | (3) three times, last 10/29 vs. Boston College - third period |
| <b>MOST POWER PLAY GOALS/GAME</b>         | (3) 10/29 vs. Boston College                                  |
| <b>MOST POWER PLAY GOALS ALLOWED/GAME</b> | (2) two times, last 10/29 vs. Boston College                  |
| <b>MOST SHOTS ON GOAL/GAME</b>            | (35) 10/17 @ Maine  |
| <b>LEAST SHOTS ON GOAL/GAME</b>           | (23) 10/30 vs. Boston College                                 |
| <b>MOST SHOTS AGAINST/GAME</b>            | (46) 10/22 vs. North Dakota                                   |
| <b>LEAST SHOTS AGAINST/GAME</b>           | (24) 10/17 @ Maine  |
| <b>MOST SHOTS ON GOAL/PERIOD</b>          | (16) 10/16 @ Maine  |
| <b>MOST SHOTS AGAINST/PERIOD</b>          | (20) 10/22 vs. North Dakota                                   |
| <b>MOST PENALTIES/GAME</b>                | (12) 10/17 @ Maine  |
| <b>LEAST PENALTIES/GAME</b>               | (6) three times, last 10/30 vs. Boston College                |
| <b>MOST PIM/GAME</b>                      | (24) 10/17 @ Maine  |
| <b>LEAST PIM/GAME</b>                     | (12) three times, last 10/30 vs. Boston College               |
| <b>MOST OPP. PENALTIES/GAME</b>           | (11) 10/17 @ Maine  |
| <b>LEAST OPP. PENALTIES/GAME</b>          | (6) 10/29 vs. Boston College                                  |
| <b>MOST OPP. PIM/GAME</b>                 | (22) 10/17 @ Maine  |
| <b>LEAST OPP. PIM/GAME</b>                | (12) 10/29 vs. Boston College                                 |
| <b>QUICKEST TWO GOALS</b>                 | (0:46) 10/29 vs. BC - first period (Taffe, Anthony)           |
| <b>QUICKEST THREE GOALS</b>               | (9:41) 10/29 vs. BC - first period (Mills, Taffe, Anthony)    |

## Individual

|                           |   |
|---------------------------|---|
| <b>GOALS/GAME</b>         | (2) two times, Erik Westrum, 10/16 and 10/17 @ Maine    |
| <b>GOALS/PERIOD</b>       | (1) 18 players, last Spehar, 10/30 second period vs. BC |
| <b>ASSISTS/GAME</b>       | (3) Dave Spehar, 10/29 vs. Boston College               |
| <b>ASSISTS/PERIOD</b>     | (2) Dave Spehar, 10/29 first period vs. Boston College  |
| <b>POINTS/GAME</b>        | (3) Dave Spehar, 10/29 vs. Boston College               |
| <b>POINTS/PERIOD</b>      | (2) Dave Spehar, 10/29 first period vs. Boston College  |
| <b>PENALTIES/GAME</b>     | (3) Matt DeMarchi, 10/29 vs. Boston College             |
| <b>PIM/GAME</b>           | (6) Matt DeMarchi, 10/29 vs. Boston College             |
| <b>SHOTS ON GOAL/GAME</b> | (9) Erik Westrum, 10/23 vs. North Dakota                |
| <b>SAVES/GAME</b>         | (44) Adam Hauser, 10/22 vs. North Dakota                |

### GOAL BREAKDOWN

|                              | OPP | MN |
|------------------------------|-----|----|
| 5-on-5                       | 13  | 8  |
| 5-on-4                       | 6   | 6  |
| 6-on-5                       | 2   | 0  |
| 6-on-4                       | 1   | 1  |
| 4-on-5                       | 1   | 2  |
| 4-on-4                       | 0   | 1  |
| 5-on-3                       | 1   | 0  |
| 4-on-3                       | 0   | 0  |
| Power Play                   | 8   | 7  |
| Shorthanded                  | 1   | 2  |
| Empty Net                    | 2   | 0  |
| First Minute of Game         | 0   | 0  |
| First 2 Minutes of Game      | 0   | 0  |
| First 5 Minutes of Game      | 0   | 1  |
| First 10 Minutes of Game     | 0   | 4  |
| First Goal of Game           | 2   | 4  |
| First Minute of Period       | 0   | 0  |
| Last Minute of Period        | 3   | 2  |
| Last Minute of Game          | 3   | 2  |
| Last 5 Minutes of Game       | 4   | 2  |
| To Tie Game - Last 5 Minutes | 1   | 0  |
| To Win Game - Last 5 Minutes | 0   | 1  |
| October                      | 24  | 18 |
| November                     | 0   | 0  |
| December                     | 0   | 0  |
| January                      | 0   | 0  |
| February                     | 0   | 0  |
| March                        | 0   | 0  |
| Unassisted                   | 2   | 2  |
| One Assist                   | 10  | 6  |
| Two Assists                  | 12  | 10 |
| Home                         | 14  | 11 |
| Road                         | 10  | 7  |
| Neutral                      | 0   | 0  |
| Overtime                     | 0   | 1  |

### GOALS SCORED AFTER OPPONENTS' GOAL

|                       | OPP | MN |
|-----------------------|-----|----|
| Less Than One Minute  | 0   | 1  |
| One To Three Minutes  | 2   | 3  |
| Three To Five Minutes | 2   | 1  |

### Stats By Class

|           | Season   |       |       |    |    |
|-----------|----------|-------|-------|----|----|
|           | G-A--Pts | P/M   | Shots | PP | GW |
| Senior    | 3-4-7    | 7/14  | 24    | 1  | 1  |
| Junior    | 9-8-17   | 13/26 | 63    | 3  | 0  |
| Sophomore | 2-8-10   | 8/16  | 50    | 1  | 0  |
| Freshman  | 4-6-10   | 17/34 | 42    | 1  | 0  |

### Last Weekend vs. Boston College

|           | Last Weekend vs. Boston College |      |       |    |    |
|-----------|---------------------------------|------|-------|----|----|
|           | G-A--Pts                        | P/M  | Shots | PP | GW |
| Senior    | 2-4-6                           | 2/4  | 11    | 1  | 1  |
| Junior    | 3-3-6                           | 4/8  | 18    | 2  | 0  |
| Sophomore | 0-1-1                           | 1/2  | 10    | 0  | 0  |
| Freshman  | 2-3-5                           | 5/10 | 11    | 1  | 0  |

### Quick Stats By Month

|           | Oct.              | Nov. | Dec. | Jan. | Feb. | March |
|-----------|-------------------|------|------|------|------|-------|
| Anthony   | 1-1-2             |      |      |      |      |       |
| Angell    | 0-1-1             |      |      |      |      |       |
| DeMarchi  | 0-0-0             |      |      |      |      |       |
| Hauser    | 1-3-1, 3.33, .899 |      |      |      |      |       |
| Leimbek   | 0-1-1             |      |      |      |      |       |
| Leopold   | 1-2-3             |      |      |      |      |       |
| Lyons     | 0-0-0             |      |      |      |      |       |
| Meyer     | 0-2-2             |      |      |      |      |       |
| Miller    | 1-0-1             |      |      |      |      |       |
| Mills     | 2-1-3             |      |      |      |      |       |
| Miskovich | 2-2-4             |      |      |      |      |       |
| Nenovich  | 0-0-0             |      |      |      |      |       |
| O'Leary   | 0-0-0             |      |      |      |      |       |
| Pagel     | 0-1-1             |      |      |      |      |       |
| Pohl      | 1-3-4             |      |      |      |      |       |
| Roberg    | dnp               |      |      |      |      |       |
| Roed      | 1-1-2             |      |      |      |      |       |
| Samargia  | 0-1-0, 5.06, .792 |      |      |      |      |       |
| Senden    | 1-1-2             |      |      |      |      |       |
| Spehar    | 2-3-5             |      |      |      |      |       |
| Taffe     | 1-3-4             |      |      |      |      |       |
| Tharp     | 0-1-1             |      |      |      |      |       |
| Trebil    | 0-0-0             |      |      |      |      |       |
| Welch     | 1-0-1             |      |      |      |      |       |
| Wendell   | 0-0-0             |      |      |      |      |       |
| Westrum   | 4-3-7             |      |      |      |      |       |
| Young     | dnp               |      |      |      |      |       |

### multiple-point games (season/career)

| Player (Games)        | Last Time                 | Record       |
|-----------------------|---------------------------|--------------|
| Erik Westrum (3/13)   | 10/29/99 vs. BC (2a)      | 1-2-0/3-8-2  |
| John Pohl (2/3)       | 10/17/99 @ Maine (1g, 1a) | 0-2-0/1-2-0  |
| Nick Anthony (1/1)    | 10/29/99 vs. BC (1g, 1a)  | 1-0-0/1-0-0  |
| Dylan Mills (1/6)     | 10/17/99 @ Maine (1g, 1a) | 0-1-0/5-1-0  |
| Stuart Senden (1/3)   | 10/29/99 vs. BC (1g, 1a)  | 1-0-0/2-1-0  |
| Dave Spehar (1/25)    | 10/29/99 vs. BC (3a)      | 1-0-0/15-7-3 |
| Jeff Taffe (1/1)      | 10/29/99 vs. BC (1g, 1a)  | 1-0-0/1-0-0  |
| Aaron Miskovich (0/6) | 2/19/99 @ SCSU (1g, 1a)   | 0-0-0/2-3-1  |
| Jordan Leopold (0/4)  | 3/20/99 vs. CC (2a)       | 0-0-0/0-3-1  |
| Rico Pagel (0/9)      | 2/27/99 @ UMD (1g, 1a)    | 0-0-0/6-3-0  |
| Matt Leimbek (0/3)    | 1/30/99 vs. MTU (1g, 1a)  | 0-0-0/2-1-0  |
| Nate Miller (0/4)     | 10/24/99 @ SCSU (2g)      | 0-0-0/3-1-0  |
| Erik Wendell (0/2)    | 3/5/99 vs. UAA (1g, 1a)   | 0-0-0/2-0-0  |
| Doug Meyer (0/2)      | 3/5/99 vs. WIS (1g, 1a)   | 0-0-0/0-1-1  |
| Mike Lyons (0/1)      | 11/9/96 vs. UND (1g, 1a)  | 0-0-0/1-0-0  |
| Ryan Trebil (0/1)     | 1/17/98 vs. DU (2a)       | 0-0-0/1-0-0  |

### multiple-goal games (season/career)

| Player (Games)        | Last Time               | Record      |
|-----------------------|-------------------------|-------------|
| Erik Westrum (2/5)    | 10/17/99 @ Maine (2g)   | 0-2-0/1-3-1 |
| Dave Spehar (0/5)     | 3/18/99 vs. SCSU (2g)   | 0-0-0/5-0-0 |
| Aaron Miskovich (0/2) | 10/17/98 vs. UMD (2g)   | 0-0-0/2-0-0 |
| Jordan Leopold (0/1)  | 11/27/98 vs. Mich. (2g) | 0-0-0/0-1-0 |
| Nate Miller (0/1)     | 10/24/98 @ SCSU (2g)    | 0-0-0/0-1-0 |
| Rico Pagel (0/1)      | 12/15/97 vs. SCSU (2g)  | 0-0-0/0-1-0 |
| Stuart Senden (0/1)   | 2/7/98 vs. WIS (2g)     | 0-0-0/1-0-0 |

Minnesota Men - 1999-2000 Schedule & Results

| Date         | Opponent           |    | Result      | Overall Record   | Conf Record |
|--------------|--------------------|----|-------------|------------------|-------------|
| Sat Oct 16   | at Maine           | NC | 3- 5 L      | 0- 1- 0          | 0- 0- 0     |
| Sun Oct 17   | at Maine           | NC | 4- 5 L      | 0- 2- 0          | 0- 0- 0     |
| Fri Oct 22   | NORTH DAKOTA       |    | T 2- 2 T OT | 0- 2- 1          | 0- 0- 1     |
| Sat Oct 23   | NORTH DAKOTA       |    | 2- 3 L      | 0- 3- 1          | 0- 1- 1     |
| Fri Oct 29   | BOSTON COLLEGE     | NC | W 6- 5 OT   | 1- 3- 1          | 0- 1- 1     |
| Sat Oct 30   | BOSTON COLLEGE     | NC | 1- 4 L      | 1- 4- 1          | 0- 1- 1     |
| Fri Nov 5    | at Colorado Coll.  |    |             | 7:35 pm          |             |
| Sat Nov 6    | at Colorado Coll.  |    |             | 7:05 pm          |             |
| Fri Nov 12   | at Wisconsin       |    |             | 7:05 pm          |             |
| Sat Nov 13   | at Wisconsin       |    |             | 7:05 pm          |             |
| Fri Nov 19   | MINN-DULUTH        |    |             | 7:05 pm          |             |
| Sat Nov 20   | MINN-DULUTH        |    |             | 7:05 pm          |             |
| * Fri Nov 26 | at Michigan        | NC |             | 7:35 pm          |             |
| # Sat Nov 27 | at Michigan State  | NC |             | 7:05 pm          |             |
| Fri Dec 3    | at Alask-Anchorage |    |             | 7:35 pm          |             |
| Sat Dec 4    | at Alask-Anchorage |    |             | 7:35 pm          |             |
| Fri Dec 10   | at St. Cloud       |    |             | 7:35 pm          |             |
| Sat Dec 11   | ST. CLOUD          |    |             | 7:05 pm          |             |
| Wed Dec 15   | VALERENGA          | EX |             | 7:05 pm          |             |
| & Wed Dec 29 | HARVARD            | NC |             | 7:00 pm          |             |
| % Thu Dec 30 | UM-AMHT/NORTHMI    | NC |             | 4:00 pm/ 7:00 pm |             |
| Fri Jan 14   | DENVER             |    |             | 7:05 pm          |             |
| Sat Jan 15   | DENVER             |    |             | 7:05 pm          |             |
| Fri Jan 21   | at North Dakota    |    |             | 7:35 pm          |             |
| Sat Jan 22   | at North Dakota    |    |             | 7:35 pm          |             |
| Fri Jan 28   | MSU-MANKATO        |    |             | 7:05 pm          |             |
| Sat Jan 29   | MSU-MANKATO        |    |             | 7:05 pm          |             |
| Fri Feb 4    | at Minn-Duluth     |    |             | 7:05 pm          |             |
| Sat Feb 5    | at Minn-Duluth     |    |             | 7:05 pm          |             |
| Fri Feb 11   | COLORADO COLL.     |    |             | 7:05 pm          |             |
| Sat Feb 12   | COLORADO COLL.     |    |             | 7:05 pm          |             |
| Fri Feb 18   | at Michigan Tech.  |    |             | 7:35 pm          |             |
| Sat Feb 19   | at Michigan Tech.  |    |             | 7:05 pm          |             |
| Fri Feb 25   | WISCONSIN          |    |             | 7:05 pm          |             |
| Sat Feb 26   | WISCONSIN          |    |             | 7:05 pm          |             |
| Fri Mar 3    | ST. CLOUD          |    |             | 7:05 pm          |             |
| Sat Mar 4    | at St. Cloud       |    |             | 7:05 pm          |             |

- \* - College Hockey Showcase
- # - College Hockey Showcase
- & - Mariucci Classic
- % - Mariucci Classic Consolation/Championship

| Records | Conf    | Non-Conf | Overall | GF-GA   | Conf | Non-Conf | Overall |
|---------|---------|----------|---------|---------|------|----------|---------|
| Overall | 0- 1- 1 | 1- 3- 0  | 1- 4- 1 | Overall | 4- 5 | 14- 19   | 18- 24  |
| Home    | 0- 1- 1 | 1- 1- 0  | 1- 2- 1 | Home    | 4- 5 | 7- 9     | 11- 14  |
| Away    | 0- 0- 0 | 0- 2- 0  | 0- 2- 0 | Away    | 0- 0 | 7- 10    | 7- 10   |
| Neutral | 0- 0- 0 | 0- 0- 0  | 0- 0- 0 | Neutral | 0- 0 | 0- 0     | 0- 0    |

Minnesota Men - 1999-2000 Team Statistics

| Minnesota             |         | Overall - 6 Games Played (1-4-1 .250) |              |              |        |                |        |         |              |              |    |       |                | Conf Only - 2 Games Played (0-1-1 .250) |         |               |       |          |              |         |      |     |       |     |    |  |
|-----------------------|---------|---------------------------------------|--------------|--------------|--------|----------------|--------|---------|--------------|--------------|----|-------|----------------|---|---------|---------------|-------|----------|--------------|---------|------|-----|-------|-----|----|--|
| Player                | YR/POS  | GP                                    | G            | A            | PTS    | P/GM           | G/GM   | PEN/MIN | PP           | SH           | GW | GT    | EN             | GP                                      | G       | A             | PTS   | P/GM     | G/GM         | PEN/MIN | PP   | SH  | GW    | GT  | EN |  |
| Erik Westrum          | JR F    | 6                                     | 4            | 3            | 7      | 1.17           | 0.67   | 6/12    | 1            | 2            | 0  | 0     | 0              | 2                                       | 0       | 1             | 1     | 0.50     | 0.00         | 2/4     | 0    | 0   | 0     | 0   | 0  |  |
| Dave Spehar           | SR F    | 6                                     | 2            | 3            | 5      | 0.83           | 0.33   | 2/4     | 1            | 0            | 0  | 0     | 0              | 2                                       | 1       | 0             | 1     | 0.50     | 0.50         |         | 0    | 0   | 0     | 0   | 0  |  |
| Aaron Miskovich       | JR F    | 6                                     | 2            | 2            | 4      | 0.67           | 0.33   | 2/4     | 1            | 0            | 0  | 0     | 0              | 2                                       | 0       | 1             | 1     | 0.50     | 0.00         | 1/2     | 0    | 0   | 0     | 0   | 0  |  |
| John Pohl             | SO F    | 6                                     | 1            | 3            | 4      | 0.67           | 0.17   |         | 0            | 0            | 0  | 0     | 0              | 2                                       | 0       | 0             | 0     | 0.00     | 0.00         |         | 0    | 0   | 0     | 0   | 0  |  |
| Jeff Taffe            | FR F    | 6                                     | 1            | 3            | 4      | 0.67           | 0.17   | 2/4     | 1            | 0            | 0  | 0     | 0              | 2                                       | 0       | 1             | 1     | 0.50     | 0.00         |         | 0    | 0   | 0     | 0   | 0  |  |
| Dylan Mills           | JR D    | 6                                     | 2            | 1            | 3      | 0.50           | 0.33   | 1/2     | 1            | 0            | 0  | 0     | 0              | 2                                       | 0       | 0             | 0     | 0.00     | 0.00         |         | 0    | 0   | 0     | 0   | 0  |  |
| Jordan Leopold        | SO D    | 6                                     | 1            | 2            | 3      | 0.50           | 0.17   | 1/2     | 1            | 0            | 0  | 0     | 0              | 2                                       | 1       | 1             | 2     | 1.00     | 0.50         |         | 1    | 0   | 0     | 0   | 0  |  |
| Nick Anthony          | FR F    | 3                                     | 1            | 1            | 2      | 0.67           | 0.33   | 2/4     | 0            | 0            | 0  | 0     | 0              | 1                                       | 0       | 0             | 0     | 0.00     | 0.00         | 1/2     | 0    | 0   | 0     | 0   | 0  |  |
| Stuart Senden         | JR F    | 5                                     | 1            | 1            | 2      | 0.40           | 0.20   | 2/4     | 0            | 0            | 0  | 0     | 0              | 1                                       | 0       | 0             | 0     | 0.00     | 0.00         |         | 0    | 0   | 0     | 0   | 0  |  |
| Shawn Roed            | FR F    | 6                                     | 1            | 1            | 2      | 0.33           | 0.17   | 2/4     | 1            | 0            | 0  | 0     | 0              | 2                                       | 1       | 0             | 1     | 0.50     | 0.50         |         | 1    | 0   | 0     | 0   | 0  |  |
| Doug Meyer            | SO F    | 5                                     | 0            | 2            | 2      | 0.40           | 0.00   |         | 0            | 0            | 0  | 0     | 0              | 2                                       | 0       | 1             | 1     | 0.50     | 0.00         |         | 0    | 0   | 0     | 0   | 0  |  |
| Nate Miller           | SR F    | 6                                     | 1            | 0            | 1      | 0.17           | 0.17   | 1/2     | 0            | 0            | 1  | 0     | 0              | 2                                       | 0       | 0             | 0     | 0.00     | 0.00         |         | 0    | 0   | 0     | 0   | 0  |  |
| Dan Welch             | FR F    | 6                                     | 1            | 0            | 1      | 0.17           | 0.17   | 1/2     | 0            | 0            | 0  | 0     | 0              | 2                                       | 1       | 0             | 1     | 0.50     | 0.50         | 1/2     | 0    | 0   | 0     | 0   | 0  |  |
| Ben Tharp             | FR D    | 3                                     | 0            | 1            | 1      | 0.33           | 0.00   | 1/2     | 0            | 0            | 0  | 0     | 0              | 1                                       | 0       | 1             | 1     | 1.00     | 0.00         | 1/2     | 0    | 0   | 0     | 0   | 0  |  |
| Matt Leimbek          | JR F    | 3                                     | 0            | 1            | 1      | 0.33           | 0.00   | 1/2     | 0            | 0            | 0  | 0     | 0              | 1                                       | 0       | 0             | 0     | 0.00     | 0.00         |         | 0    | 0   | 0     | 0   | 0  |  |
| Rico Pagel            | SR F    | 4                                     | 0            | 1            | 1      | 0.25           | 0.00   | 2/4     | 0            | 0            | 0  | 0     | 0              | 1                                       | 0       | 0             | 0     | 0.00     | 0.00         |         | 0    | 0   | 0     | 0   | 0  |  |
| Nick Angell           | SO D    | 5                                     | 0            | 1            | 1      | 0.20           | 0.00   | 2/4     | 0            | 0            | 0  | 0     | 0              | 2                                       | 0       | 0             | 0     | 0.00     | 0.00         |         | 0    | 0   | 0     | 0   | 0  |  |
| Ryan Trebil           | SR D    | 1                                     | 0            | 0            | 0      | 0.00           | 0.00   | 1/2     | 0            | 0            | 0  | 0     | 0              |   |         |               |       |          |              |         |      |     |       |     |    |  |
| Pete Samargia         | FR G    | 1                                     | 0            | 0            | 0      | 0.00           | 0.00   |         | 0            | 0            | 0  | 0     | 0              |   |         |               |       |          |              |         |      |     |       |     |    |  |
| Erik Wendell          | SO F    | 2                                     | 0            | 0            | 0      | 0.00           | 0.00   | 3/6     | 0            | 0            | 0  | 0     | 0              | 1                                       | 0       | 0             | 0     | 0.00     | 0.00         | 1/2     | 0    | 0   | 0     | 0   | 0  |  |
| Pat O'Leary           | SO F    | 2                                     | 0            | 0            | 0      | 0.00           | 0.00   |         | 0            | 0            | 0  | 0     | 0              | 1                                       | 0       | 0             | 0     | 0.00     | 0.00         |         | 0    | 0   | 0     | 0   | 0  |  |
| Mark Nenovich         | SO D    | 3                                     | 0            | 0            | 0      | 0.00           | 0.00   | 2/4     | 0            | 0            | 0  | 0     | 0              | 1                                       | 0       | 0             | 0     | 0.00     | 0.00         | 1/2     | 0    | 0   | 0     | 0   | 0  |  |
| Adam Hauser           | SO G    | 5                                     | 0            | 0            | 0      | 0.00           | 0.00   |         | 0            | 0            | 0  | 0     | 0              | 2                                       | 0       | 0             | 0     | 0.00     | 0.00         |         | 0    | 0   | 0     | 0   | 0  |  |
| Matt DeMarchi         | FR D    | 6                                     | 0            | 0            | 0      | 0.00           | 0.00   | 9/18    | 0            | 0            | 0  | 0     | 0              | 2                                       | 0       | 0             | 0     | 0.00     | 0.00         | 3/6     | 0    | 0   | 0     | 0   | 0  |  |
| Mike Lyons            | SR D    | 6                                     | 0            | 0            | 0      | 0.00           | 0.00   | 2/4     | 0            | 0            | 0  | 0     | 0              | 2                                       | 0       | 0             | 0     | 0.00     | 0.00         | 1/2     | 0    | 0   | 0     | 0   | 0  |  |
| Bench                 |         |                                       |              |              |        |                |        | 2/4     |              |              |    |       |                |   |         |               |       |          |              |         |      |     |       |     |    |  |
| Minnesota             |         | 6                                     | 18           | 26           | 44     | 7.33           | 3.00   | 47/94   | 7            | 2            | 1  | 0     | 0              | 2                                       | 4       | 6             | 10    | 5.00     | 2.00         | 12/24   | 2    | 0   | 0     | 0   | 0  |  |
| Opponents             |         | 6                                     | 24           | 34           | 58     | 9.67           | 4.00   | 52/115  | 8            | 1            | 4  | 1     | 2              | 2                                       | 5       | 8             | 13    | 6.50     | 2.50         | 16/43   | 2    | 0   | 1     | 1   | 0  |  |
| Goaltending           |         | GP                                    | Minutes      | GA           | Savs   | Sav%           | GAA    | Record  | Win%         | ST           | SO |       |                | GP                                      | Minutes | GA            | Savs  | Sav%     | GAA          | Record  | Win% | ST  | SO    |     |    |  |
| Adam Hauser           | SO      | 5                                     | 305:55       | 17           | 152    | .899           | 3.33   | 1-3-1   | .300         | 5            | 0  |       |                | 2                                       | 123:58  | 5             | 74    | .937     | 2.42         | 0-1-1   | .250 | 2   | 0     |     |    |  |
| Pete Samargia         | FR      | 1                                     | 59:14        | 5            | 19     | .792           | 5.06   | 0-1-0   | .000         | 1            | 0  |       |                |   |         |               |       |          |              |         |      |     |       |     |    |  |
| Open Net              |         | 4                                     | 3:04         | 2            |        |                |        |         |              |              |    |       |                | 1                                       | 1:02    | 0             |       |          |              |         |      |     |       |     |    |  |
| Minnesota             |         | 6                                     | 368:13       | 24           | 171    | .877           | 3.91   | 1-4-1   | .250         | 6            | 0  |       |                | 2                                       | 125:00  | 5             | 74    | .937     | 2.40         | 0-1-1   | .250 | 2   | 0     |     |    |  |
| Opponents             |         | 6                                     | 368:13       | 18           | 160    | .899           | 2.93   | 4-1-1   | .750         | 6            | 0  |       |                | 2                                       | 125:00  | 4             | 55    | .932     | 1.92         | 1-0-1   | .750 | 2   | 0     |     |    |  |
| Special Teams         |         | Power Play                            | SHA          | Penalty Kill | SHF    | Combined       |        |         |              |              |    |       |                | Power Play                              | SHA     | Penalty Kill  | SHF   | Combined |              |         |      |     |       |     |    |  |
| Minnesota             |         | 7/41                                  | .171         | 1            | 28/36  | .778           | 2      | 35/77   | .455         |              |    |       |                | 2/14                                    | .143    | 0             | 8/10  | .800     | 0            | 10/24   | .417 |     |       |     |    |  |
| Opponents             |         | 8/36                                  | .222         | 2            | 34/41  | .829           | 1      | 42/77   | .545         |              |    |       |                | 2/10                                    | .200    | 0             | 12/14 | .857     | 0            | 14/24   | .583 |     |       |     |    |  |
| Scoring/Shots On Goal |         | 1st                                   | 2nd          | 3rd          | OT     | TOT            |        | 1st     | 2nd          | 3rd          | OT | SOG   |                | 1st                                     | 2nd     | 3rd           | OT    | TOT      |              | 1st     | 2nd  | 3rd | OT    | SOG |    |  |
| Minnesota             |         | 7                                     | 6            | 4            | 1      | 18             |        | 60      | 53           | 59           | 6  | 178   |                | 2                                       | 1       | 1             | 0     | 4        |              | 17      | 19   | 19  | 4     | 59  |    |  |
| Opponents             |         | 2                                     | 13           | 9            | 0      | 24             |        | 61      | 71           | 61           | 2  | 195   |                | 1                                       | 3       | 1             | 0     | 5        |              | 27      | 30   | 21  | 1     | 79  |    |  |
| Difference            |         | +5                                    | -7           | -5           | +1     | -6             |        | -1      | -18          | -2           | +4 | -17   |                | +1                                      | -2      | +0            | +0    | -1       |              | -10     | -11  | -2  | +3    | -20 |    |  |
| Streaks               | Overall | Conf                                  | Site         | H:           | 4      | 1-2-1          | A:     | 2       | 0-2-0        | N:           | 0  | 0-0-0 |                | Site                                    | H:      | 2             | 0-1-1 | A:       | 0            | 0-0-0   | N:   | 0   | 0-0-0 |     |    |  |
| W/L                   | 0-1     | 0-1                                   | End1         | +:           | 3      | 1-1-1          | -:     | 0       | 0-0-0        | E:           | 3  | 0-3-0 |                | End1                                    | +:      | 1             | 0-0-1 | -:       | 0            | 0-0-0   | E:   | 1   | 0-1-0 |     |    |  |
| WT/LT                 | 0-1-0   | 0-1-1                                 | End2         | +:           | 2      | 1-0-1          | -:     | 3       | 0-3-0        | E:           | 1  | 0-1-0 |                | End2                                    | +:      | 1             | 0-0-1 | -:       | 1            | 0-1-0   | E:   | 0   | 0-0-0 |     |    |  |
| Last 5                | 1-3-1   | 0-1-1                                 | Scoring 1st: | 4            | 1-2-1  | Scored on 1st: | 2      | 0-2-0   |              | Scoring 1st: | 1  | 0-0-1 | Scored on 1st: | 1                                       | 0-1-0   |               |       |          |              |         |      |     |       |     |    |  |
| Last 10               | 1-4-1   | 0-1-1                                 | Min. Leading |              |        | Min. Trailing  |        |         | Minutes Even |              |    |       | Min. Leading   |   |         | Min. Trailing |       |          | Minutes Even |         |      |     |       |     |    |  |
| Last 15               | 1-4-1   | 0-1-1                                 | 132:44       | 36.0%        | 118:14 | 32.1%          | 117:15 | 31.8%   |              |              |    |       | 41:29          | 33.2%                                   | 38:01   | 30.4%         | 45:30 | 36.4%    |              |         |      |     |       |     |    |  |



# GOLDEN GOPHER

## HOCKEY

University of Minnesota  
Men's Media Relations

Phone: (612) 625-4090

Fax: (612) 625-0359

Website: www.gophersports.com

Contact: Brad Ruitter

Phone: (612) 625-4389

E-Mail: ruite001@gold.tc.umn.edu

MHO  
gHbsh

**WEEKLY RELEASE**  
November 15, 1999

### LAST WEEKEND

**The Golden Gophers** were swept in a pair of one-goal games in Madison, Wis., against the Badgers. Wisconsin scored the game-winning goal with seven seconds remaining in Friday night's contest, then for an encore netted the game winner on Saturday evening with 54 seconds left in overtime.

**The Bulldogs** swept a road series at St. Cloud State, downing the Huskies in a pair of one-goal games (3-2 ot, 4-3). The Bulldogs' last four games have been decided by a total of five goals (UMD 3-1-0 in those games).

### MEDIA INFORMATION

**TV:** Midwest Sports Channel (**Friday night, tape-delayed at approximately 9:30 following Timberwolves basketball/Saturday night live**)/Frank Mazzocco-play-by-play; Tom Reid-color

**RADIO:** KSTP-AM (**live both nights**)/Dan Terhaar-play-by-play; Glen Sonmor-color

**INTERVIEWS:** The coaching staff and players are available for interviews on WEDNESDAYS by request through the media relations office. The Golden Gopher locker room is CLOSED to the media at all times. Postgame interviews should be done outside the locker room after a 10 minute cooling off period.

### This Weekend

**Minnesota-Duluth (4-20, 4-20) at Minnesota (2-7-1, 1-4-1)**

**Mariucci Arena • Minneapolis, Minn.**

**Friday, November 19 • 7:05 p.m. (CST)**

**Saturday, November 20 • 7:05 p.m. (CST)**

**Series Notes:** The Golden Gophers lead the all-time series over the Bulldogs 107-56-10, including a 7-3-0 edge in the last 10 meetings and a dominating 29-11-3 in the '90s • Minnesota has claimed 10 of the last 12 meetings in the series at Mariucci Arena (10-1-1) • the Golden Gophers are 10-2-3 in 15 games decided by one goal or less in the '90s • Minnesota leads the series in Minneapolis (64-24-6) and in Duluth (41-32-4) • UMD last swept the Golden Gophers on Jan. 22-23, 1993 in Duluth (8-4, 7-4) • the Golden Gophers have not dropped a pair of games at home to the Bulldogs since Oct. 20-21, 1989 (9-6, 4-2) • the back-to-back shutouts by the Golden Gophers in Duluth (2-0, 7-0) on Nov. 17-18, 1995 mark the only time a road team has blanked a home team in both games of a WCHA series

**Last Season:** Minnesota gained seven of a possible eight league points from UMD last season (3-0-1), winning and tying at Mariucci Arena (2-2, 3-1) before sweeping the Bulldogs at the DECC (4-1, 10-7) • Minnesota was 5-for-6 on the power play in the 10-7 win on Feb. 27, but just 2-for-24 in the other three games combined • the 10 goals scored by Minnesota were its most since Nov. 9, 1996 • Minnesota never trailed after any period of the four games last season • UMD was the only WCHA team Minnesota played four times last season that it did not lose to at least one time

|                            | Minnesota-Duluth | Minnesota    |
|----------------------------|------------------|--------------|
| <b>Power Play</b>          | 5/33 (.152)      | 11/55 (.200) |
| <b>League Power Play</b>   | 5/33 (.152)      | 6/28 (.214)  |
| <b>Penalty Kill</b>        | 30/37 (.811)     | 42/53 (.792) |
| <b>League Penalty Kill</b> | 30/37 (.811)     | 22/27 (.815) |
| <b>Last 10 Games</b>       | 4-6-0 (.400)     | 2-7-1 (.250) |
| <b>Home</b>                | 1-1-0 (.500)     | 1-2-1 (.375) |
| <b>Road</b>                | 3-1-0 (.750)     | 1-5-0 (.167) |
| <b>Goals/Game</b>          | 2.67             | 2.70         |
| <b>Goals Allowed/Game</b>  | 3.00             | 3.70         |
| <b>Penalties/Game</b>      | 9.50             | 7.20         |
| <b>Shots On Goal/Game</b>  | 27.50            | 28.80        |

### Career Scoring vs. Minnesota-Duluth

| Player (games)       | G-A--Pts | Notes                            |
|----------------------|----------|----------------------------------|
| Dave Spehar (15)     | 10-3--13 | Pair of 2g games at home last yr |
| Rico Pagel (15)      | 4-6--10  | Career high 3a on 1/23/98        |
| Erik Westrum (11)    | 2-6--8   | 1-1--2 on 2/26/99                |
| Aaron Miskovich (10) | 3-3--6   | 2g in 3-1 win on 10/17/98        |
| Dylan Mills (11)     | 0-5--5   | 2a in 10-7 win on 2/27/99        |
| Nate Miller (15)     | 3-1--4   | PPG in playoff win on 3/14/98    |
| John Pohl (4)        | 0-3--3   | Career high 3a on 2/27/99        |
| Erik Wendell (4)     | 1-1--2   | Both points in 2/27/99 game      |
| Nick Angell (4)      | 0-2--2   | First career point on 10/16/98   |
| Jordan Leopold (4)   | 0-2--2   | Assist on goal in 10/17/98 win   |
| Stuart Senden (7)    | 1-0--1   | Goal in win on 1/23/98           |
| Mike Lyons (15)      | 0-1--1   | Assist on goal in 3/14/98 win    |
| Matt Leimbek (8)     | 0-1--1   | Assist on goal in 2/27/99 game   |
| Pat O'Leary (1)      | 0-1--1   | Assist on goal in 2/27/99 game   |

### SCHEDULE/RESULTS.

|                             |                                |            |
|-----------------------------|--------------------------------|------------|
| Oct. 16                     | #@Maine                        | L5-3       |
| Oct. 17                     | #@Maine                        | L5-4       |
| Oct. 22                     | NORTH DAKOTA                   | T2-2       |
| Oct. 23                     | NORTH DAKOTA                   | L3-2       |
| Oct. 29                     | #BOSTON COLL                   | W6-5 (ot)  |
| Oct. 30                     | #BOSTON COLL                   | L4-1       |
| Nov. 5                      | @Colorado Col.                 | L3-0       |
| Nov. 6                      | @Colorado Col.                 | W2-1       |
| Nov. 12                     | @Wisconsin                     | L4-3       |
| Nov. 13                     | @Wisconsin                     | L5-4 (ot)  |
| Nov. 19                     | MINN-DULUTH                    | 7:05 p.m.  |
| Nov. 20                     | MINN-DULUTH                    | 7:05 p.m.  |
| Nov. 26                     | #@Michigan                     | 6:35 p.m.  |
| Nov. 27                     | #@Michigan St.                 | 6:05 p.m.  |
| Dec. 3                      | @Alaska-Anch.                  | 10:35 p.m. |
| Dec. 4                      | @Alaska-Anch.                  | 10:35 p.m. |
| Dec. 10                     | @St. Cloud State               | 7:35 p.m.  |
| Dec. 11                     | ST. CLOUD STATE                | 7:05 p.m.  |
| Dec. 15                     | *VALERENGA                     | 7:05 p.m.  |
| Dec. 29                     | MARIUCCI CLASSIC               |            |
| Nov. Michigan/UMass-Amherst |                                | 4 p.m.     |
| #Harvard/Minnesota          |                                | 7 p.m.     |
| Dec. 30                     | MARIUCCI CLASSIC               |            |
| Third place game            |                                | 4 p.m.     |
| Championship game           |                                | 7 p.m.     |
| Jan. 14                     | DENVER                         | 7:05 p.m.  |
| Jan. 15                     | DENVER                         | 7:05 p.m.  |
| Jan. 21                     | @North Dakota                  | 7:35 p.m.  |
| Jan. 22                     | @North Dakota                  | 7:35 p.m.  |
| Jan. 28                     | MSU MANKATO                    | 7:05 p.m.  |
| Jan. 29                     | MSU MANKATO                    | 7:05 p.m.  |
| Feb. 4                      | @Minn-Duluth                   | 7:05 p.m.  |
| Feb. 5                      | @Minn-Duluth                   | 7:05 p.m.  |
| Feb. 11                     | COLORADO COLL                  | 7:05 p.m.  |
| Feb. 12                     | COLORADO COLL                  | 7:05 p.m.  |
| Feb. 18                     | @Michigan Tech                 | 6:35 p.m.  |
| Feb. 19                     | @Michigan Tech                 | 6:05 p.m.  |
| Feb. 25                     | WISCONSIN                      | 7:05 p.m.  |
| Feb. 26                     | WISCONSIN                      | 7:05 p.m.  |
| March 3                     | ST. CLOUD STATE                | 7:05 p.m.  |
| March 4                     | @St. Cloud State               | 7:05 p.m.  |
| March 10-12                 | WCHA FIRST ROUND               |            |
| March 16-18                 | WCHA FINAL FIVE                |            |
|                             | (@Target Center, Minneapolis)  |            |
| March 24-26                 | NCAA REGIONALS                 |            |
|                             | (@Mariucci Arena, Minneapolis) |            |
|                             | (@Pepsi Arena, Albany, N.Y.)   |            |
| April 6                     | NCAA SEMIFINALS                |            |
|                             | (@Providence, R.I.)            |            |
| April 8                     | NCAA CHAMPIONSHIP              |            |
|                             | (@Providence, R.I.)            |            |

\* - exhibition game  
# - nonconference game  
all game times are Central  
game times are subject to change

## 1999-2000 RECORD WHEN

|                                      |        |
|--------------------------------------|--------|
| Overall Record                       | 2-7-1  |
| WCHA Record                          | 1-4-1  |
| Home Record                          | 1-2-1  |
| Road Record                          | 1-5-0  |
| Neutral Site Record                  | 0-0-0  |
| Last 20 Games                        | 7-10-3 |
| Last 10 Games                        | 2-7-1  |
| Last 5 Games                         | 1-4-0  |
| Scoring A Power-Play Goal            | 2-5-1  |
| Not Scoring A Power-Play Goal        | 0-2-0  |
| Allowing A Power-Play Goal           | 2-6-1  |
| Not Allowing A Power-Play Goal       | 0-1-0  |
| Scoring A Short-Handed Goal          | 0-2-0  |
| Allowing A Short-Handed Goal         | 1-1-0  |
| 10 Or More Penalties                 | 0-2-0  |
| Fewer Than 10 Penalties              | 2-5-1  |
| More Penalties Than Opponent         | 2-3-0  |
| Fewer Penalties Than Opponent        | 0-4-1  |
| Same Amount Of Penalties             | 0-0-0  |
| In One-Goal Games                    | 2-4-0  |
| In Two-Goal Games                    | 0-1-0  |
| In Three-Goal or More Games          | 0-2-0  |
| In Overtime Games                    | 1-1-1  |
| Scoring 4 or More Goals              | 1-2-0  |
| Scoring 3 or Fewer Goals             | 1-5-1  |
| Scoring 3 or More Goals              | 1-4-0  |
| Scoring 2 or Fewer Goals             | 1-3-1  |
| Allowing 4 or More Goals             | 1-5-0  |
| Allowing 3 or Fewer Goals            | 1-2-1  |
| Scoring First Goal Of Game           | 2-3-1  |
| Opponents Score First                | 0-4-0  |
| Leading After One Period             | 1-2-1  |
| Trailing After One Period            | 0-2-0  |
| Tied After One Period                | 1-3-0  |
| Scoring First Goal Of Second Period  | 2-3-0  |
| Leading After Two Periods            | 2-0-1  |
| Trailing After Two Periods           | 0-5-0  |
| Tied After Two Periods               | 0-2-0  |
| Scoring First Goal Of Third Period   | 0-4-0  |
| Having 10-19 Shots On Goal           | 0-1-0  |
| Having 20-29 Shots On Goal           | 1-3-0  |
| Having 30-39 Shots On Goal           | 1-3-1  |
| Having 40 or More Shots On Goal      | 0-0-0  |
| Allowing Fewer Than 10 Shots On Goal | 0-0-0  |
| Allowing 10-19 Shots On Goal         | 0-0-0  |
| Allowing 20-29 Shots On Goal         | 0-2-0  |
| Allowing 30-39 Shots On Goal         | 1-5-0  |
| Allowing 40 or More Shots On Goal    | 1-0-1  |
| Outshooting Opponent                 | 0-2-0  |
| Opponent Outshoots Minnesota         | 2-5-1  |
| Shots Are Even                       | 0-0-0  |
| October                              | 1-4-1  |
| November                             | 1-3-0  |
| December                             | 0-0-0  |
| January                              | 0-0-0  |
| February                             | 0-0-0  |
| March                                | 0-0-0  |
| Thursdays                            | 0-0-0  |
| Fridays                              | 1-2-1  |
| Saturdays                            | 1-4-0  |
| Sundays                              | 0-1-0  |
| Mondays                              | 0-0-0  |
| Series Record                        | 0-3-2  |
| Games Following A Win                | 0-2-0  |
| Games Following A Loss               | 2-3-1  |
| Games Following A Tie                | 0-1-0  |

## News & Notes

**The Coaches:** Minnesota Head Coach **Don Lucia** is in his first season with the Golden Gophers. Lucia, who has compiled a record of 281-162-29 (.626) in 13 seasons overall as a head coach, led Colorado College to the NCAA Tournament in each of the last four seasons. Lucia was 166-68-18 (.694) in six seasons with the Tigers, and is 120-53-17 (.676) in WCHA games. Lucia is 10-6-0 in 16 games against Minnesota-Duluth, and was unbeaten (4-0-0) in four games against the Bulldogs last season as bench boss of the Tigers. Minnesota-Duluth Head Coach **Mike Sertich** is in his 18th season at the helm of the Bulldog program, with a record of 339-308-44 (.522) at UMD and a WCHA mark of 254-247-38 (.506). Sertich is 25-50-5 (.344) against the Golden Gophers in 80 games.

**Coach Lucia On The Air:** Coach Lucia's regular weekly media appearances are as follows: KSTP-AM (1500) - Thursday mornings (7:45) with Barbara Carlson, Saturday mornings (11:50) with Joe Soucheray, and the pre-game and post-game shows before and following games; WCCO-AM (830) - Friday mornings with Dave Lee, and Friday evenings (6:40) with Mike Max; MSC - The Don Lucia Show which generally airs one hour before each MSC telecast

**Oh No, Not Him:** As the Colorado College head coach, Lucia seemed to have the Bulldogs' number last season, earning four wins over UMD in a span of eight days. The Bulldogs traveled to Colorado Springs, Colo., to close the regular season (4-3, 3-2 losses), then dropped a pair of close games to the Tigers in the first round of the WCHA playoffs the following weekend (3-1, 5-4 ot).

**Reliving A Wild Night At The DECC:** Feb. 27, 1999 will be remembered for more than just the final regular-season road game of the Golden Gophers' 1998-99 campaign. Minnesota and Minnesota-Duluth combined to score on six of their first seven power-play opportunities, as the two teams netted 10 goals in the first 20:00 of action. Golden Gopher seniors accounted for eight of the 10 Minnesota goals on the night, with Reggie Berg scoring four goals. The Golden Gophers outshot the Bulldogs 54-28, including firing 25 shots on goaltender Brant Nicklin in the first period alone.

**Close Shaves:** Minnesota's first 10 games this season have been decided by a total of 14 goals, with two of the tallies being empty-net goals (Oct. 16 at Maine, Oct. 30 vs. Boston College). Also, Minnesota has been in the lead or tied for over 70 percent of game time this season (429:32 of a total 613:07 of game time). The Golden Gophers never trailed in Saturday night's loss to Wisconsin until the Badgers scored the overtime game winner.

**It Doesn't Get Any Easier:** For the first time this season, Minnesota will not be playing a ranked opponent when they step on the ice - at least before the current weekly polls come out, that is. The combined record of the Golden Gophers' first eight opponents (14 games) this season is 58-11-3 (.826) heading into this weekend's action. After this weekend, the Golden Gophers will travel to two more teams ranked in the top five in the nation, Michigan (10-1-0) and Michigan State (10-1-0).

**Will Tempers Flare?:** In the last seven Golden Gopher wins in the series with Minnesota-Duluth, the two teams have combined for an average of 32 penalties and 85 penalty minutes per game (Minnesota 114/303, Minnesota-Duluth 112/291). But in the last three Bulldog wins and one tie, cooler heads have prevailed for a combined average of 19 penalties for 38 minutes (Minnesota 39/78, Minnesota-Duluth 37/74).

**Quick Starts:** Minnesota has scored first in six of 10 games this season, owning a 10-4 edge in first-period scoring. The Golden Gophers have yet to allow a goal this season before the 10:00 mark of the opening frame. Minnesota has outscored UMD 28-11 in the last 13 games in the series.

**Staying Out Of The Box:** The Golden Gophers have penalty totals of 72 penalties for 144 minutes this season, and is one of only three WCHA teams to be averaging under 15 minutes of penalties per game this season (league games only). Last season through 10 games, Minnesota had been whistled 85 times for a total of 170 minutes.



## THE LAST TIME IT HAPPENED

### Minnesota Swept A Road Series:

February 26-27, 1999 @ Minnesota-Duluth (4-1, 10-7)

### Minnesota Was Swept In A Road Series:

November 12-13, 1999 @ Wisconsin (4-3, 5-4 ot)

**Minnesota Swept A Home Series:** March 12-13, 1999 vs. Alaska-Anchorage (4-0, 1-0)

### Minnesota Was Swept In A Home Series:

November 6-7, 1998 vs. Colorado College (7-1, 6-1)

**Minnesota Shut Out An Opponent:** March 13, 1999 vs. Alaska-Anchorage (Adam Hauser, 1-0)

**An Opponent Shut Out Minnesota:** November 5, 1999 @ Colorado College (Jeff Sanger, 3-0)

**Minnesota Player Scored A Hat Trick:** February 27, 1999 @ Minnesota-Duluth (Reggie Berg, 10-7 Minnesota win)

**Minnesota Player Scored A Pure Hat Trick:** February 26, 1999 @ Minnesota-Duluth (Wyatt Smith, 4-1 Minnesota win)

**An Opponent Scored A Hat Trick:** January 22, 1999 @ North Dakota (Jeff Panzer, four goals, 5-4, Minnesota loss)

### Minnesota Player Scored Four Goals In A

**Game:** February 27, 1999 @ Minnesota-Duluth (Reggie Berg, 10-7 Minnesota win)

### Minnesota Won When Trailing After Two Periods:

March 14, 1997 vs. St. Cloud State at WCHA Final Five (5-4 Minnesota overtime win/trailing 4-3 heading into third period)

### Minnesota Had 50 or More Shots On Goal In A

**Game:** February 27, 1999 @ Minnesota-Duluth (54 shots, 10-7 Minnesota win)

### Opponent Had 50 or More Shots On Goal In A

**Game:** January 31, 1997 @ North Dakota (51 shots, 6-4 Minnesota loss)

### Minnesota Player Scored A Shorthanded Goal:

October 17, 1999 @ Maine (Erik Westrum, second period, 5-4 Minnesota loss)

### Minnesota Won In Overtime:

October 29, 1999 vs. Boston College (6-5)

### Minnesota Lost In Overtime:

November 13, 1999 @ Wisconsin (5-4)

### Minnesota Tied In Overtime:

October 22, 1999 vs. North Dakota (2-2)

### Minnesota Scored 10 Goals Or More In A

**Game:** February 27, 1999 @ Minnesota-Duluth (10-7 Minnesota win)

### Opponent Scored 10 Goals Or More In A

**Game:** January 30, 1993 @ Michigan Tech (10-2 Minnesota loss)

## Did You Know & Player Notes

**Did You Know:** Minnesota is 3-5-1 on Nov. 19 (1-1-0 vs. UMD) and 8-2-0 on Nov. 20 (have never played UMD) in school history • opponents have outshot Minnesota in eight of 10 games this year • Minnesota has allowed at least one power-play goal in nine of 10 games this season, but have scored at least one power-play marker in eight of 10 games this season • Minnesota has not won in its last 35 games they have trailed after two periods (0-30-5) • Minnesota's first 10 games have been decided by 14 goals, with its first six road games decided by a total of nine goals • a total of 12 players have scored Minnesota's 27 goals, with 15 players notching assists • team ranks third in the WCHA power-play stats (league games only, 6/28, .214) • statistics for all conference teams can be found by logging on to the league's new stat program site, [www.collegehockeystats.com](http://www.collegehockeystats.com)

**#1 Adam Hauser .....So., 6-3, 202 .....Bovey, Minn.**  
Has started 46 of the last 47 games in net for Minnesota, with the lone exception being a Oct. 17 start by freshman Pete Samargia in Maine • stopped 62 of 71 shots last weekend in the series at Wisconsin • posted a career high 44 saves to help preserve a 2-2 tie with North Dakota on Oct. 22 at Mariucci Arena, including kicking away 19 of 20 shots in the second period • stopped 74 of 79 shots (.937 save percentage) in the series against North Dakota • has numbers of 3-0-0, 3.00, .878 against Minnesota-Duluth in three games played • ranks fifth in the WCHA in save percentage (league games only, .920) • named WCHA Defensive Player of the Week after his performance in the North Dakota series (Oct. 25)

**#4 Dylan Mills.....Jr., 5-11, 202 .....Duluth, Minn.**  
With his goal in Saturday night's game at Wisconsin, all six of his career goals have come before Nov. 14 on the calendar • scored just three goals in 78 career games before this season - has three goals in 10 games this season

**#7 Erik Westrum .....Jr., 6-0, 195 .....Apple Valley, Minn.**  
Has 12-21-33 in his last 30 games • supplied third two-goal game of the season with a pair of markers in Saturday night's loss to Wisconsin • finished weekend with 2-2-4 • led team with eight shots on goal in Saturday's game • ranks eighth in the WCHA in scoring (all games, 6-5-11) • tied for fifth in the league in goal scoring (all games, 6) • only league player with two shorthanded goals this year • scored a shorthanded goal in Feb. 26, 1999 win at Minnesota-Duluth

**#9 John Pohl .....So., 6-1, 186 .....Red Wing, Minn.**  
Supplied three assists last weekend • centered line with Shawn Roed and Nate Miller that was highly productive last weekend (2-6-8) • leads the team in assists (7) • second on the team in overall scoring (1-7-8) • tied for seventh in the WCHA in assists (all games, 7) • supplied career high for assist and points in a game (3) in last season's win at Minnesota-Duluth (Feb. 27, 1999)

**#13 Nate Miller .....Sr., 6-3, 200 .....Anoka, Minn.**  
Scored goal in Friday night's loss to Wisconsin • scored game-winning goal in overtime on Oct. 29 against Boston College on a great individual effort • of his 23 career goals, five are game winners • tied for the league lead with two game-winning goals this season • second on the team in goals (4) • played in his 108th consecutive game as a Golden Gopher on Saturday against Wisconsin (streak dates back to his freshman season) • 1999-2000 team captain

**#20 Shawn Roed .....Fr., 5-9, 179 .....White Bear Lake, Minn.**  
Notched first career multiple-point game last Friday at Wisconsin with a first-period assist and a second-period goal • finished weekend with 1-2-3 • tied for 10th in the WCHA in freshman scoring (2-3-5)

**#22 Jeff Taffe .....Fr., 6-3, 176 .....Hastings, Minn.**  
Tied for the team lead in rookie scoring (1-4-5), and is tied for 10th in the league in that category

**#27 Aaron Miskovich.....Jr., 6-0, 190 .....Grand Rapids, Minn.**  
Scored a goal in Friday night's game at Wisconsin, then added an assist in Saturday night's contest

**#33 Dave Spehar .....Sr., 5-8, 174 .....Duluth, Minn.**  
Team is 15-7-3 in his 25 career multiple-point games • tied for third on the team in scoring (3-3-6)

### CAREER GOALS - CURRENT PLAYERS

|                 |    |
|-----------------|----|
| Dave Spehar     | 55 |
| Nate Miller     | 23 |
| Erik Westrum    | 22 |
| Aaron Miskovich | 18 |
| Rico Pagel      | 17 |
| Stuart Senden   | 10 |
| Jordan Leopold  | 8  |
| John Pohl       | 8  |
| Erik Wendell    | 7  |
| Dylan Mills     | 6  |
| Matt Leimbek    | 4  |
| Doug Meyer      | 4  |
| Mike Lyons      | 3  |
| Ryan Trebil     | 3  |
| Shawn Roed      | 2  |
| Nick Angell     | 1  |
| Nick Anthony    | 1  |
| Jeff Taffe      | 1  |
| Dan Welch       | 1  |

### CAREER ASSISTS - CURRENT PLAYERS

|                 |    |
|-----------------|----|
| Dave Spehar     | 61 |
| Erik Westrum    | 43 |
| Rico Pagel      | 28 |
| Nate Miller     | 24 |
| Dylan Mills     | 24 |
| Aaron Miskovich | 22 |
| Mike Lyons      | 21 |
| Jordan Leopold  | 18 |
| John Pohl       | 17 |
| Matt Leimbek    | 15 |
| Nick Angell     | 9  |
| Stuart Senden   | 9  |
| Erik Wendell    | 7  |
| Doug Meyer      | 6  |
| Ryan Trebil     | 5  |
| Jeff Taffe      | 4  |
| Shawn Roed      | 3  |
| Ben Tharp       | 3  |
| Pat O'Leary     | 2  |
| Nick Anthony    | 1  |

### CAREER POINTS - CURRENT PLAYERS

|                 |     |
|-----------------|-----|
| Dave Spehar     | 116 |
| Erik Westrum    | 65  |
| Nate Miller     | 47  |
| Rico Pagel      | 45  |
| Aaron Miskovich | 40  |
| Dylan Mills     | 30  |
| Jordan Leopold  | 26  |
| John Pohl       | 25  |
| Mike Lyons      | 24  |
| Matt Leimbek    | 19  |
| Stuart Senden   | 19  |
| Erik Wendell    | 14  |
| Nick Angell     | 10  |
| Doug Meyer      | 10  |
| Ryan Trebil     | 8   |
| Shawn Roed      | 5   |
| Jeff Taffe      | 5   |
| Ben Tharp       | 3   |
| Nick Anthony    | 2   |
| Pat O'Leary     | 2   |
| Dan Welch       | 1   |

### CAREER GAMES - CURRENT PLAYERS

|                 |     |
|-----------------|-----|
| Nate Miller     | 132 |
| Dave Spehar     | 131 |
| Mike Lyons      | 122 |
| Rico Pagel      | 108 |
| Erik Westrum    | 90  |
| Dylan Mills     | 88  |
| Aaron Miskovich | 80  |
| Stuart Senden   | 75  |
| Matt Leimbek    | 74  |
| Ryan Trebil     | 69  |
| John Pohl       | 52  |
| Adam Hauser     | 49  |
| Jordan Leopold  | 49  |
| Nick Angell     | 46  |
| Doug Meyer      | 45  |
| Erik Wendell    | 44  |
| Pat O'Leary     | 19  |
| Mark Nenovich   | 17  |
| Matt DeMarchi   | 10  |
| Shawn Roed      | 10  |
| Jeff Taffe      | 10  |
| Dan Welch       | 9   |
| Ben Tharp       | 7   |
| Pete Samargia   | 1   |

## WCHA Standings/Schedule

| Team (Overall Record, win %)   | GP | W | L | T | Pts | GF | GA | GDif |
|--------------------------------|----|---|---|---|-----|----|----|------|
| Wisconsin (9-1-0, .900)        | 8  | 7 | 1 | 0 | 14  | 36 | 21 | +15  |
| North Dakota (7-0-1, .938)     | 6  | 5 | 0 | 1 | 11  | 25 | 8  | +17  |
| Colorado College (6-3-0, .667) | 6  | 4 | 2 | 0 | 8   | 25 | 11 | +14  |
| Minnesota-Duluth (4-2-0, .667) | 6  | 4 | 2 | 0 | 8   | 16 | 18 | -2   |
| Alaska Anchorage (6-6-0, .500) | 8  | 4 | 4 | 0 | 8   | 13 | 23 | -10  |
| MSU, Mankato (3-2-1, .583)     | 4  | 3 | 1 | 0 | 6   | 14 | 5  | +9   |
| Denver (5-5-0, .500)           | 8  | 3 | 5 | 0 | 6   | 28 | 27 | +1   |
| Minnesota (2-7-1, .250)        | 6  | 1 | 4 | 1 | 3   | 13 | 18 | -5   |
| St. Cloud State (4-6-0, .400)  | 4  | 0 | 4 | 0 | 0   | 8  | 17 | -9   |
| Michigan Tech (0-10-0, .000)   | 8  | 0 | 8 | 0 | 0   | 16 | 46 | -30  |

### Games This Weekend - November 19-20

Wisconsin @ St. Cloud State  
 Minnesota-Duluth @ Minnesota  
 Minnesota State, Mankato @ North Dakota  
 Denver @ Colorado College  
 \*Northern Michigan @ Michigan Tech (Fri.)/\*Michigan Tech @ Northern Michigan (Sat.)

\* - nonconference game

## Season Highs/Lows

### Team

|   |   |
|---|---|
| <b>MOST GOALS/GAME</b>                    | (6) 10/29 vs. Boston College                                  |
| <b>LEAST GOALS/GAME</b>                   | (0) 11/5 @ Colorado College                                   |
| <b>MOST ASSISTS/GAME</b>                  | (9) 10/29 vs. Boston College                                  |
| <b>LEAST ASSISTS/GAME</b>                 | (0) 11/5 @ Colorado College                                   |
| <b>MOST GOALS AGAINST/GAME</b>            | (5) four times, last 11/13 @ Wisconsin                        |
| <b>LEAST GOALS AGAINST/GAME</b>           | (1) 11/6 @ Colorado College                                   |
| <b>MOST ASSISTS AGAINST/GAME</b>          | (8) three times, last 11/13 @ Wisconsin                       |
| <b>LEAST ASSISTS AGAINST/GAME</b>         | (2) 11/6 @ Colorado College                                   |
| <b>MOST GOALS/PERIOD</b>                  | (3) 10/29 vs. Boston College - first period                   |
| <b>MOST GOALS AGAINST/PERIOD</b>          | (3) three times, last 10/29 vs. Boston College - third period |
| <b>MOST POWER PLAY GOALS/GAME</b>         | (3) 10/29 vs. Boston College                                  |
| <b>MOST POWER PLAY GOALS ALLOWED/GAME</b> | (2) two times, last 10/29 vs. Boston College                  |
| <b>MOST SHOTS ON GOAL/GAME</b>            | (35) 10/17 @ Maine  |
| <b>LEAST SHOTS ON GOAL/GAME</b>           | (17) 11/5 @ Colorado College                                  |
| <b>MOST SHOTS AGAINST/GAME</b>            | (46) 10/22 vs. North Dakota                                   |
| <b>LEAST SHOTS AGAINST/GAME</b>           | (24) 10/17 @ Maine  |
| <b>MOST SHOTS ON GOAL/PERIOD</b>          | (16) 10/16 @ Maine  |
| <b>MOST SHOTS AGAINST/PERIOD</b>          | (20) 10/22 vs. North Dakota                                   |
| <b>MOST PENALTIES/GAME</b>                | (12) 10/17 @ Maine  |
| <b>LEAST PENALTIES/GAME</b>               | (3) 11/13 @ Wisconsin   |
| <b>MOST PIM/GAME</b>                      | (24) 10/17 @ Maine  |
| <b>LEAST PIM/GAME</b>                     | (6) 11/13 @ Wisconsin   |
| <b>MOST OPP. PENALTIES/GAME</b>           | (11) 10/17 @ Maine  |
| <b>LEAST OPP. PENALTIES/GAME</b>          | (2) 11/12 @ Wisconsin   |
| <b>MOST OPP. PIM/GAME</b>                 | (22) 10/17 @ Maine  |
| <b>LEAST OPP. PIM/GAME</b>                | (4) 11/12 @ Wisconsin   |
| <b>QUICKEST TWO GOALS</b>                 | (0:46) 10/29 vs. BC - first period (Taffe, Anthony)           |
| <b>QUICKEST THREE GOALS</b>               | (9:41) 10/29 vs. BC - first period (Mills, Taffe, Anthony)    |

## Individual

|                           |  |
|---------------------------|--|
| <b>GOALS/GAME</b>         | (2) four times, last Erik Westrum, 11/13 @ Wisconsin     |
| <b>GOALS/PERIOD</b>       | (1) 27 players, last Spehar, 11/13 third period @ UW     |
| <b>ASSISTS/GAME</b>       | (3) Dave Spehar, 10/29 vs. Boston College                |
| <b>ASSISTS/PERIOD</b>     | (2) John Pohl, 11/13 first period @ Wisconsin            |
| <b>POINTS/GAME</b>        | (3) two times, Erik Westrum, 11/13 @ Wisconsin           |
| <b>POINTS/PERIOD</b>      | (2) two times, last Pohl, 11/13 first period @ Wisconsin |
| <b>PENALTIES/GAME</b>     | (3) Matt DeMarchi, 10/29 vs. Boston College              |
| <b>PIM/GAME</b>           | (6) Matt DeMarchi, 10/29 vs. Boston College              |
| <b>SHOTS ON GOAL/GAME</b> | (9) Erik Westrum, 10/23 vs. North Dakota                 |
| <b>SAVES/GAME</b>         | (44) Adam Hauser, 10/22 vs. North Dakota                 |

## Goals Breakdown

|                              | OPP | MN |
|------------------------------|-----|----|
| 5-on-5                       | 22  | 12 |
| 5-on-4                       | 9   | 10 |
| 6-on-5                       | 2   | 1  |
| 6-on-4                       | 1   | 1  |
| 4-on-5                       | 2   | 2  |
| 4-on-4                       | 0   | 1  |
| 5-on-3                       | 1   | 0  |
| 4-on-3                       | 0   | 0  |
| Power Play                   | 11  | 11 |
| Shorthanded                  | 2   | 2  |
| Empty Net                    | 2   | 0  |
| First Minute of Game         | 0   | 0  |
| First 2 Minutes of Game      | 0   | 0  |
| First 5 Minutes of Game      | 0   | 2  |
| First 10 Minutes of Game     | 0   | 6  |
| First Goal of Game           | 4   | 6  |
| First Minute of Period       | 1   | 0  |
| Last Minute of Period        | 5   | 2  |
| Last Minute of Game          | 5   | 2  |
| Last 5 Minutes of Game       | 7   | 2  |
| To Tie Game - Last 5 Minutes | 1   | 0  |
| To Win Game - Last 5 Minutes | 2   | 1  |
| October                      | 24  | 18 |
| November                     | 13  | 9  |
| December                     | 0   | 0  |
| January                      | 0   | 0  |
| February                     | 0   | 0  |
| March                        | 0   | 0  |
| Unassisted                   | 3   | 3  |
| One Assist                   | 10  | 7  |
| Two Assists                  | 24  | 17 |
| Home                         | 14  | 11 |
| Road                         | 23  | 16 |
| Neutral                      | 0   | 0  |
| Overtime                     | 1   | 1  |

### GOALS SCORED AFTER OPPONENTS' GOAL

|                       | OPP | MN |
|-----------------------|-----|----|
| Less Than One Minute  | 1   | 1  |
| One To Three Minutes  | 2   | 4  |
| Three To Five Minutes | 3   | 1  |

## Goals By Period

**First (10)** - Westrum (3), Mills (2), Leopold, Welch, Taffe, Anthony, Miller

**Second (8)** - Miskovich (2), Spehar (2), Pohl, Westrum, Miller, Roed

**Third (8)** - Westrum (2), Mills, Roed, Senden, Miller, Miskovich, Spehar

**Overtime (1)** - Miller

## Stats By Class

| Season        | G-A--Pts | P/M   | Shots | PP | GW |
|---------------|----------|-------|-------|----|----|
| Senior (5)    | 7-6-13   | 13/26 | 47    | 3  | 2  |
| Junior (5)    | 13-12-25 | 19/38 | 96    | 4  | 0  |
| Sophomore (7) | 2-12-14  | 15/30 | 76    | 1  | 0  |
| Freshman (6)  | 5-11-16  | 21/42 | 69    | 2  | 0  |

| Last Weekend  | G-A--Pts | P/M | Shots | PP | GW |
|---------------|----------|-----|-------|----|----|
| Senior (4)    | 2-2-4    | 1/2 | 9     | 1  | 0  |
| Junior (4)    | 4-3-7    | 2/4 | 19    | 1  | 0  |
| Sophomore (5) | 0-3-3    | 2/4 | 13    | 0  | 0  |
| Freshman (6)  | 1-3-4    | 2/4 | 17    | 1  | 0  |

## Quick Stats By Month

|           | Oct.           | Nov.        | Dec. | Jan. | Feb. | March |
|-----------|----------------|-------------|------|------|------|-------|
| Anthony   | 1-1-2          | 0-0-0       |      |      |      |       |
| Angell    | 0-1-1          | 0-0-0       |      |      |      |       |
| DeMarchi  | 0-0-0          | 0-0-0       |      |      |      |       |
| Hauser    | 131,333,899    | 130,318,911 |      |      |      |       |
| Leimbek   | 0-1-1          | 0-1-1       |      |      |      |       |
| Leopold   | 1-2-3          | 0-0-0       |      |      |      |       |
| Lyons     | 0-0-0          | 0-0-0       |      |      |      |       |
| Meyer     | 0-2-2          | 0-0-0       |      |      |      |       |
| Miller    | 1-0-1          | 3-1-4       |      |      |      |       |
| Mills     | 2-1-3          | 1-1-2       |      |      |      |       |
| Miskovich | 2-2-4          | 1-1-2       |      |      |      |       |
| Nenovich  | 0-0-0          | 0-0-0       |      |      |      |       |
| O'Leary   | 0-0-0          | dnp         |      |      |      |       |
| Pagel     | 0-1-1          | 0-0-0       |      |      |      |       |
| Pohl      | 1-3-4          | 0-4-4       |      |      |      |       |
| Roberg    | dnp            | dnp         |      |      |      |       |
| Roed      | 1-1-2          | 1-2-3       |      |      |      |       |
| Samargia  | 0-1-0, 505,792 | dnp         |      |      |      |       |
| Senden    | 1-1-2          | 0-0-0       |      |      |      |       |
| Spehar    | 2-3-5          | 1-0-1       |      |      |      |       |
| Taffe     | 1-3-4          | 0-1-1       |      |      |      |       |
| Tharp     | 0-1-1          | 0-2-2       |      |      |      |       |
| Trebil    | 0-0-0          | dnp         |      |      |      |       |
| Welch     | 1-0-1          | 0-0-0       |      |      |      |       |
| Wendell   | 0-0-0          | 0-0-0       |      |      |      |       |
| Westrum   | 4-3-7          | 2-2-4       |      |      |      |       |
| Young     | dnp            | dnp         |      |      |      |       |

## multiple-point games (season/career)

| Player (Games)        | Last Time                     | Record       |
|-----------------------|-------------------------------|--------------|
| Erik Westrum (4/14)   | 11/13/99 @ Wisconsin (2g, 1a) | 1-3-0/3-9-2  |
| John Pohl (3/4)       | 11/13/99 @ Wisconsin (2a)     | 0-3-0/1-3-0  |
| Nick Anthony (1/1)    | 10/29/99 vs. BC (1g, 1a)      | 1-0-0/1-0-0  |
| Nate Miller (2/6)     | 11/12/99 @ Wisconsin (1g, 1a) | 1-1-0/4-2-0  |
| Dylan Mills (1/6)     | 10/17/99 @ Maine (1g, 1a)     | 0-1-0/5-1-0  |
| Shawn Roed (1/1)      | 11/12/99 @ Wisconsin (1g, 1a) | 0-1-0/0-1-0  |
| Stuart Senden (1/3)   | 10/29/99 vs. BC (1g, 1a)      | 1-0-0/2-1-0  |
| Dave Spehar (1/25)    | 10/29/99 vs. BC (3a)          | 1-0-0/15-7-3 |
| Jeff Taffe (1/1)      | 10/29/99 vs. BC (1g, 1a)      | 1-0-0/1-0-0  |
| Aaron Miskovich (0/6) | 2/19/99 @ SCSU (1g, 1a)       | 0-0-0/2-3-1  |
| Jordan Leopold (0/4)  | 3/20/99 vs. CC (2a)           | 0-0-0/0-3-1  |
| Rico Pagel (0/9)      | 2/27/99 @ UMD (1g, 1a)        | 0-0-0/6-3-0  |
| Matt Leimbek (0/3)    | 1/30/99 vs. MTU (1g, 1a)      | 0-0-0/2-1-0  |
| Erik Wendell (0/2)    | 3/5/99 vs. UAA (1g, 1a)       | 0-0-0/2-0-0  |
| Doug Meyer (0/2)      | 3/5/99 vs. WIS (1g, 1a)       | 0-0-0/0-1-1  |
| Mike Lyons (0/1)      | 11/9/96 vs. UND (1g, 1a)      | 0-0-0/1-0-0  |
| Ryan Trebil (0/1)     | 1/17/98 vs. DU (2a)           | 0-0-0/1-0-0  |

## multiple-goal games (season/career)

| Player (Games)        | Last Time                 | Record      |
|-----------------------|---------------------------|-------------|
| Erik Westrum (3/6)    | 11/13/99 @ Wisconsin (2g) | 0-3-0/1-4-1 |
| Nate Miller (1/2)     | 11/6/99 @ CC (2g)         | 1-0-0/1-1-0 |
| Dave Spehar (0/5)     | 3/18/99 vs. SCSU (2g)     | 0-0-0/5-0-0 |
| Aaron Miskovich (0/2) | 10/17/98 vs. UMD (2g)     | 0-0-0/2-0-0 |
| Jordan Leopold (0/1)  | 11/27/98 vs. Mich. (2g)   | 0-0-0/0-1-0 |
| Rico Pagel (0/1)      | 12/15/97 vs. SCSU (2g)    | 0-0-0/0-1-0 |
| Stuart Senden (0/1)   | 2/7/98 vs. WIS (2g)       | 0-0-0/1-0-0 |

Minnesota Men - 1999-2000 Schedule & Results

| Date         | Opponent           | Result       | Overall Record    | Conf Record |
|--------------|--------------------|--------------|-------------------|-------------|
| Sat Oct 16   | at Maine           | NC 3- 5 L    | 0- 1- 0           | 0- 0- 0     |
| Sun Oct 17   | at Maine           | NC 4- 5 L    | 0- 2- 0           | 0- 0- 0     |
| Fri Oct 22   | NORTH DAKOTA       | T 2- 2 T OT  | 0- 2- 1           | 0- 0- 1     |
| Sat Oct 23   | NORTH DAKOTA       | 2- 3 L       | 0- 3- 1           | 0- 1- 1     |
| Fri Oct 29   | BOSTON COLLEGE     | NC W 6- 5 OT | 1- 3- 1           | 0- 1- 1     |
| Sat Oct 30   | BOSTON COLLEGE     | NC 1- 4 L    | 1- 4- 1           | 0- 1- 1     |
| Fri Nov 5    | at Colorado Coll.  | 0- 3 L       | 1- 5- 1           | 0- 2- 1     |
| Sat Nov 6    | at Colorado Coll.  | W 2- 1       | 2- 5- 1           | 1- 2- 1     |
| Fri Nov 12   | at Wisconsin       | 3- 4 L       | 2- 6- 1           | 1- 3- 1     |
| Sat Nov 13   | at Wisconsin       | 4- 5 L OT    | 2- 7- 1           | 1- 4- 1     |
| Fri Nov 19   | MINN-DULUTH        |              | 7:05 pm           |             |
| Sat Nov 20   | MINN-DULUTH        |              | 7:05 pm           |             |
| * Fri Nov 26 | at Michigan        | NC           | 7:35 pm           |             |
| # Sat Nov 27 | at Michigan State  | NC           | 7:05 pm           |             |
| Fri Dec 3    | at Alask-Anchorage |              | 7:35 pm           |             |
| Sat Dec 4    | at Alask-Anchorage |              | 7:35 pm           |             |
| Fri Dec 10   | at St. Cloud       |              | 7:35 pm           |             |
| Sat Dec 11   | ST. CLOUD          |              | 7:05 pm           |             |
| Wed Dec 15   | VALERENGA          | EX           | 7:05 pm           |             |
| & Wed Dec 29 | HARVARD            | NC           | 7:00 pm           |             |
| % Thu Dec 30 | UM-AMHT/NORTHMI    | NC           | 4:00 pm / 7:00 pm |             |
| Fri Jan 14   | DENVER             |              | 7:05 pm           |             |
| Sat Jan 15   | DENVER             |              | 7:05 pm           |             |
| Fri Jan 21   | at North Dakota    |              | 7:35 pm           |             |
| Sat Jan 22   | at North Dakota    |              | 7:35 pm           |             |
| Fri Jan 28   | MSU-MANKATO        |              | 7:05 pm           |             |
| Sat Jan 29   | MSU-MANKATO        |              | 7:05 pm           |             |
| Fri Feb 4    | at Minn-Duluth     |              | 7:05 pm           |             |
| Sat Feb 5    | at Minn-Duluth     |              | 7:05 pm           |             |
| Fri Feb 11   | COLORADO COLL.     |              | 7:05 pm           |             |
| Sat Feb 12   | COLORADO COLL.     |              | 7:05 pm           |             |
| Fri Feb 18   | at Michigan Tech.  |              | 7:35 pm           |             |
| Sat Feb 19   | at Michigan Tech.  |              | 7:05 pm           |             |
| Fri Feb 25   | WISCONSIN          |              | 7:05 pm           |             |
| Sat Feb 26   | WISCONSIN          |              | 7:05 pm           |             |
| Fri Mar 3    | ST. CLOUD          |              | 7:05 pm           |             |
| Sat Mar 4    | at St. Cloud       |              | 7:05 pm           |             |

- \* - College Hockey Showcase
- # - College Hockey Showcase
- & - Mariucci Classic
- % - Mariucci Classic Consolation/Championship

| Records | Conf    | Non-Conf | Overall | GF-GA   | Conf   | Non-Conf | Overall |
|---------|---------|----------|---------|---------|--------|----------|---------|
| Overall | 1- 4- 1 | 1- 3- 0  | 2- 7- 1 | Overall | 13- 18 | 14- 19   | 27- 37  |
| Home    | 0- 1- 1 | 1- 1- 0  | 1- 2- 1 | Home    | 4- 5   | 7- 9     | 11- 14  |
| Away    | 1- 3- 0 | 0- 2- 0  | 1- 5- 0 | Away    | 9- 13  | 7- 10    | 16- 23  |
| Neutral | 0- 0- 0 | 0- 0- 0  | 0- 0- 0 | Neutral | 0- 0   | 0- 0     | 0- 0    |





# GOLDEN GOPHER

## HOCKEY

University of Minnesota  
Men's Media Relations

Phone: (612) 625-4090

Fax: (612) 625-0359

Website: www.gophersports.com

Contact: Brad Ruitter

Phone: (612) 625-4389

E-Mail: ruite001@gold.tc.umn.edu

MHO  
g11ush

### WEEKLY RELEASE November 22, 1999

#### LAST WEEKEND

**The Golden Gophers** swept a pair of games (5-3, 4-0) from Minnesota-Duluth at Mariucci Arena.

**The Wolverines** dropped a pair of home contests to Lake Superior State (3-0, 4-2). Michigan had won six straight games before last weekend.

**The Spartans** lost two games on the road at Miami (3-2, 3-0). Michigan State had won 10 straight contests prior to last weekend.

#### MEDIA INFORMATION

**TV: Friday night only** on Midwest Sports Channel (Live)/Frank Mazzocco-play-by-play; Tom Reid-color; **Saturday night NO local television**

**RADIO: Both games** KSTP-AM (Live)/Dan Terhaar-play-by-play; Glen Sonmor-color

**INTERVIEWS:** The coaching staff and players are available for interviews on WEDNESDAYS by request through the media relations office. The Golden Gopher locker room is CLOSED to the media at all times. Postgame interviews should be done outside the locker room after a 10 minute cooling off period.

### COLLEGE HOCKEY SHOWCASE

**Minnesota (4-7-1, 3-4-1) at Michigan (10-3-0, 7-3-0)**  
**Yost Ice Arena • Ann Arbor, Mich.**  
**Friday, November 26 • 6:35 p.m. (CST)**

*All-Time Series vs. Wolverines: Minnesota leads 113-108-16*  
*Last Season vs. Wolverines: Michigan defeated Minnesota 3-2 on Nov. 27 at Mariucci Arena in the College Hockey Showcase*

|                            | Michigan      | Minnesota    |
|----------------------------|---------------|--------------|
| <b>Power Play</b>          | 25/116 (.216) | 17/69 (.246) |
| <b>League Power Play</b>   | 16/91 (.178)  | 12/42 (.286) |
| <b>Penalty Kill</b>        | 88/98 (.898)  | 54/66 (.818) |
| <b>League Penalty Kill</b> | 69/77 (.896)  | 34/40 (.850) |
| <b>Last 10 Games</b>       | 7-3-0 (.700)  | 4-5-1 (.450) |
| <b>Home</b>                | 4-2-0 (.667)  | 3-2-1 (.583) |
| <b>Road</b>                | 6-1-0 (.857)  | 1-5-0 (.167) |
| <b>Goals/Game</b>          | 4.38          | 3.00         |
| <b>Goals Allowed/Game</b>  | 2.50          | 3.33         |
| <b>Penalties/Game</b>      | 12.17         | 7.92         |
| <b>Shots On Goal/Game</b>  | 34.40         | 30.33        |

**Minnesota (4-7-1, 3-4-1) at Michigan State (10-3-0, 10-2-0)**  
**Saturday, November 27 • 6:05 p.m. (CST)**

*All-Time Series vs. Spartans: Minnesota leads 97-39-6*  
*Last Season vs. Spartans: Minnesota defeated Michigan State 2-1 on Nov. 29 at Mariucci Arena in the College Hockey Showcase*

|                            | Michigan State | Minnesota    |
|----------------------------|----------------|--------------|
| <b>Power Play</b>          | 15/75 (.200)   | 17/69 (.246) |
| <b>League Power Play</b>   | 15/67 (.224)   | 12/42 (.286) |
| <b>Penalty Kill</b>        | 74/83 (.892)   | 54/66 (.818) |
| <b>League Penalty Kill</b> | 68/74 (.919)   | 34/40 (.850) |
| <b>Last 10 Games</b>       | 8-2-0 (.800)   | 4-5-1 (.450) |
| <b>Home</b>                | 5-0-0 (1.000)  | 3-2-1 (.583) |
| <b>Road</b>                | 5-3-0 (.625)   | 1-5-0 (.167) |
| <b>Goals/Game</b>          | 3.46           | 3.00         |
| <b>Goals Allowed/Game</b>  | 1.46           | 3.33         |
| <b>Penalties/Game</b>      | 9.00           | 7.92         |
| <b>Shots On Goal/Game</b>  | 30.00          | 30.33        |

#### Career Scoring vs. Michigan

| Player (games)      | G-A--Pts | Notes                           |
|---------------------|----------|---------------------------------|
| Aaron Miskovich (2) | 1-2--3   | Hand in all 3g in 1997 game     |
| Jordan Leopold (1)  | 2-0--2   | Both MN goals last season       |
| Dylan Mills (4)     | 0-2--2   | Assist on opening goal last yr. |
| Dave Spehar (4)     | 1-0--1   | Goal in NCAA loss 3/23/97       |
| John Pohl (1)       | 0-1--1   | Assist on opening goal last yr. |

#### Career Scoring vs. Michigan State

| Player (games)   | G-A--Pts | Notes                           |
|------------------|----------|---------------------------------|
| Nate Miller (4)  | 1-2--3   | 1-1--2 in 5-3 win on 11/30/96   |
| Dave Spehar (4)  | 1-1--2   | Goal in 6-3 NCAA win 3/22/97    |
| Erik Westrum (2) | 0-1--1   | Assist on opening goal last yr. |

#### SCHEDULE/RESULTS

|                                 |                   |            |
|---------------------------------|-------------------|------------|
| Oct. 16                         | #@ Maine          | L5-3       |
| Oct. 17                         | #@ Maine          | L5-4       |
| Oct. 22                         | NORTH DAKOTA      | T2-2       |
| Oct. 23                         | NORTH DAKOTA      | L3-2       |
| Oct. 29                         | #BOSTON COLL      | W6-5 (ot)  |
| Oct. 30                         | #BOSTON COLL      | L4-1       |
| Nov. 5                          | @ Colorado Col.   | L3-0       |
| Nov. 6                          | @ Colorado Col.   | W2-1       |
| Nov. 12                         | @ Wisconsin       | L4-3       |
| Nov. 13                         | @ Wisconsin       | L5-4 (ot)  |
| Nov. 19                         | MINN-DULUTH       | W5-3       |
| Nov. 20                         | MINN-DULUTH       | W4-0       |
| Nov. 26                         | #@ Michigan       | 6:35 p.m.  |
| Nov. 27                         | #@ Michigan St.   | 6:05 p.m.  |
| Dec. 3                          | @ Alaska-Anch.    | 10:35 p.m. |
| Dec. 4                          | @ Alaska-Anch.    | 10:35 p.m. |
| Dec. 10                         | @ St. Cloud State | 7:35 p.m.  |
| Dec. 11                         | ST. CLOUD STATE   | 7:05 p.m.  |
| Dec. 15                         | *VALERENGA        | 7:05 p.m.  |
| Dec. 29                         | MARIUCCI CLASSIC  |            |
| Na. Michigan/UMass-Amherst      |                   | 4 p.m.     |
| #Harvard/Minnesota              |                   | 7 p.m.     |
| Dec. 30                         | MARIUCCI CLASSIC  |            |
| Third place game                |                   | 4 p.m.     |
| Championship game               |                   | 7 p.m.     |
| Jan. 14                         | DENVER            | 7:05 p.m.  |
| Jan. 15                         | DENVER            | 7:05 p.m.  |
| Jan. 21                         | @ North Dakota    | 7:35 p.m.  |
| Jan. 22                         | @ North Dakota    | 7:35 p.m.  |
| Jan. 28                         | MSU MANKATO       | 7:05 p.m.  |
| Jan. 29                         | MSU MANKATO       | 7:05 p.m.  |
| Feb. 4                          | @ Minn-Duluth     | 7:05 p.m.  |
| Feb. 5                          | @ Minn-Duluth     | 7:05 p.m.  |
| Feb. 11                         | COLORADO COLL     | 7:05 p.m.  |
| Feb. 12                         | COLORADO COLL     | 7:05 p.m.  |
| Feb. 18                         | @ Michigan Tech   | 6:35 p.m.  |
| Feb. 19                         | @ Michigan Tech   | 6:05 p.m.  |
| Feb. 25                         | WISCONSIN         | 7:05 p.m.  |
| Feb. 26                         | WISCONSIN         | 7:05 p.m.  |
| March 3                         | ST. CLOUD STATE   | 7:05 p.m.  |
| March 4                         | @ St. Cloud State | 7:05 p.m.  |
| March 10-12                     | WCHA FIRST ROUND  |            |
| March 16-18                     | WCHA FINAL FIVE   |            |
| (@ Target Center, Minneapolis)  |                   |            |
| March 24-26                     | NCAA REGIONALS    |            |
| (@ Mariucci Arena, Minneapolis) |                   |            |
| (@ Pepsi Arena, Albany, NY.)    |                   |            |
| April 6                         | NCAA SEMIFINALS   |            |
| (@ Providence, RI.)             |                   |            |
| April 8                         | NCAA CHAMPIONSHIP |            |
| (@ Providence, RI.)             |                   |            |

\*-exhibition game  
#-nonconference game  
all game times are Central  
game times are subject to change

## 1999-2000 RECORD WHEN

|                                      |        |
|--------------------------------------|--------|
| Overall Record                       | 4-7-1  |
| WCHA Record                          | 3-4-1  |
| Home Record                          | 3-2-1  |
| Road Record                          | 1-5-0  |
| Neutral Site Record                  | 0-0-0  |
| Last 20 Games                        | 8-10-2 |
| Last 10 Games                        | 4-5-1  |
| Last 5 Games                         | 3-2-0  |
| Scoring A Power-Play Goal            | 4-5-1  |
| Not Scoring A Power-Play Goal        | 0-2-0  |
| Allowing A Power-Play Goal           | 3-6-1  |
| Not Allowing A Power-Play Goal       | 1-1-0  |
| Scoring A Short-Handed Goal          | 1-2-0  |
| Allowing A Short-Handed Goal         | 1-1-0  |
| 10 Or More Penalties                 | 2-2-0  |
| Fewer Than 10 Penalties              | 2-5-1  |
| More Penalties Than Opponent         | 2-3-0  |
| Fewer Penalties Than Opponent        | 1-4-1  |
| Same Amount Of Penalties             | 1-0-0  |
| In One-Goal Games                    | 2-4-0  |
| In Two-Goal Games                    | 1-1-0  |
| In Three-Goal or More Games          | 1-2-0  |
| In Overtime Games                    | 1-1-1  |
| Scoring 4 or More Goals              | 3-2-0  |
| Scoring 3 or Fewer Goals             | 1-5-1  |
| Scoring 3 or More Goals              | 3-4-0  |
| Scoring 2 or Fewer Goals             | 1-3-1  |
| Allowing 4 or More Goals             | 1-5-0  |
| Allowing 3 or Fewer Goals            | 3-2-1  |
| Scoring First Goal Of Game           | 3-3-1  |
| Opponents Score First                | 1-4-0  |
| Leading After One Period             | 2-2-1  |
| Trailing After One Period            | 0-2-0  |
| Tied After One Period                | 2-3-0  |
| Scoring First Goal Of Second Period  | 4-3-0  |
| Leading After Two Periods            | 4-0-1  |
| Trailing After Two Periods           | 0-5-0  |
| Tied After Two Periods               | 0-2-0  |
| Scoring First Goal Of Third Period   | 2-4-0  |
| Having 10-19 Shots On Goal           | 0-1-0  |
| Having 20-29 Shots On Goal           | 1-3-0  |
| Having 30-39 Shots On Goal           | 2-3-1  |
| Having 40 or More Shots On Goal      | 1-0-0  |
| Allowing Fewer Than 10 Shots On Goal | 0-0-0  |
| Allowing 10-19 Shots On Goal         | 0-0-0  |
| Allowing 20-29 Shots On Goal         | 1-2-0  |
| Allowing 30-39 Shots On Goal         | 2-5-0  |
| Allowing 40 or More Shots On Goal    | 1-0-1  |
| Outshooting Opponent                 | 2-2-0  |
| Opponent Outshoots Minnesota         | 2-5-1  |
| Shots Are Even                       | 0-0-0  |
| October                              | 1-4-1  |
| November                             | 3-3-0  |
| December                             | 0-0-0  |
| January                              | 0-0-0  |
| February                             | 0-0-0  |
| March                                | 0-0-0  |
| Thursdays                            | 0-0-0  |
| Fridays                              | 2-2-1  |
| Saturdays                            | 2-4-0  |
| Sundays                              | 0-1-0  |
| Mondays                              | 0-0-0  |
| Series Record                        | 1-3-2  |
| Games Following A Win                | 1-2-0  |
| Games Following A Loss               | 3-3-1  |
| Games Following A Tie                | 0-1-0  |

## News & Notes

**The Coaches:** Minnesota Head Coach **Don Lucia** is in his first season with the Golden Gophers. Lucia, who has compiled a record of 283-162-29 (.628) in 13 seasons overall as a head coach, led Colorado College to the NCAA Tournament in each of the last four seasons. Lucia was 166-68-18 (.694) in six seasons with the Tigers, and is 122-53-17 (.680) in WCHA games. Lucia is 1-2-0 in three games against Michigan, and is 1-3-0 in four games against Michigan State. Michigan Head Coach **Red Berenson** is in his 16th season at the helm of the Wolverine program, with a record of 404-200-36 (.659). Michigan State Head Coach **Ron Mason** is in his 21st season at the helm of the Spartan program, with a career record of 847-357-70 (.692) in 34 years as a head coach and 558-248-56 (.680) at MSU.

**Coach Lucia On The Air:** Coach Lucia's regular weekly media appearances are as follows: KSTP-AM (1500) - Thursday mornings (7:45) with Barbara Carlson, Saturday mornings (11:50) with Joe Soucheray, and the pre-game and post-game shows before and following games; WCCO-AM (830) - Friday mornings with Dave Lee, and Friday evenings (6:40) with Mike Max; MSC - The Don Lucia Show which airs one hour before each MSC telecast

**Series Notes vs. Michigan:** Excluding the Oct. 10, 1997 exhibition game at Target Center, five of the last six meetings (including this Friday) and six of the last eight games between the Golden Gophers and Wolverines have been in the state of Michigan • Minnesota is 5-for-23 in the last four meetings between the two teams on the power play • Minnesota is 275-182-33 (.595) all time against teams currently in the CCHA

**Series Notes vs. Michigan State:** Minnesota has defeated Michigan State in five of the six seasons of the CHS, with five of the last six games decided by just one goal • the Golden Gophers have won 18 of the last 22 games in the all-time series • Minnesota has outshot MSU in five of the last six meetings • the Golden Gophers never trailed in last season's 2-1 win

**It Doesn't Get Any Easier:** For the first time this season, Minnesota did not play a ranked opponent when they stepped on the ice last weekend against Minnesota-Duluth. The combined record of the Golden Gophers' first eight opponents (14 games) this season is 64-21-3 (.744) heading into this weekend's action. After this weekend, Minnesota may not play another team that is currently ranked (potential game vs. Northern Michigan in the Mariucci Classic) until traveling to North Dakota on Jan. 21-22, 2000.

**Quick Starts:** Minnesota allowed a goal in the first 10 minutes of a game for the first time all season in last Friday night's 5-3 win over UMD - the Golden Gophers have outnumbered opponents 7-1 in the first 10:00 of game action, and have outscored opponents 12-5 in the first period this season.

**Special Teams Play The Difference:** The play of Minnesota's special teams was definitely a key to last weekend's sweep of Minnesota-Duluth. The Golden Gophers were a combined 6-for-14 (.429) on the power play, while killing 12 of 13 Bulldog power-play attempts. Minnesota scored just one 5-on-5 goal last weekend, with that marker coming just three seconds after a power-play opportunity expired.

**Potent Line:** The line of sophomore center John Pohl, freshman left wing Shawn Roed, and right wing Nate Miller combined for five of Minnesota's nine goals and eight of the team's 14 assists against UMD. The trio really stepped up in the third period of each win, scoring three of the team's four goals and notching six of the team's seven assists.

**In State Domination:** Minnesota is 32-10-5 (.734) against teams from the state of Minnesota (St. Cloud State, Minnesota-Duluth, Minnesota State, Mankato) in the last six seasons.

**November Success?:** With a pair of wins or a win and a tie this weekend, Minnesota could post its first winning month since going 5-2-1 in October to open last season. Before this season, the Golden Gophers had been 3-13-1 in the last two seasons during November.

## THE LAST TIME IT HAPPENED

### Minnesota Swept A Road Series:

February 26-27, 1999 @ Minnesota-Duluth (4-1, 10-7)

### Minnesota Was Swept In A Road Series:

November 12-13, 1999 @ Wisconsin (4-3, 5-4 ot)

### Minnesota Swept A Home Series:

November 19-20, 1999 vs. Minnesota-Duluth (5-3, 4-0)

### Minnesota Was Swept In A Home Series:

November 6-7, 1998 vs. Colorado College (7-1, 6-1)

### Minnesota Shut Out An Opponent:

November 20, 1999 vs. Minnesota-Duluth (Adam Hauser, 4-0)

### An Opponent Shut Out Minnesota:

November 5, 1999 @ Colorado College (Jeff Sanger, 3-0)

### Minnesota Player Scored A Hat Trick:

November 13, 1999 @ Wisconsin (Erik Westrum, 5-4 Minnesota loss)

### Minnesota Player Scored A Pure Hat Trick:

February 26, 1999 @ Minnesota-Duluth (Wyatt Smith, 4-1 Minnesota win)

### An Opponent Scored A Hat Trick:

January 22, 1999 @ North Dakota (Jeff Panzer, four goals, 5-4, Minnesota loss)

### Minnesota Player Scored Four Goals In A Game:

February 27, 1999 @ Minnesota-Duluth (Reggie Berg, 10-7 Minnesota win)

### Minnesota Won When Trailing After Two Periods:

March 14, 1997 vs. St. Cloud State at WCHA Final Five (5-4 Minnesota overtime win/trailing 4-3 heading into third period)

### Minnesota Had 50 or More Shots On Goal In A Game:

February 27, 1999 @ Minnesota-Duluth (54 shots, 10-7 Minnesota win)

### Opponent Had 50 or More Shots On Goal In A Game:

January 31, 1997 @ North Dakota (51 shots, 6-4 Minnesota loss)

### Minnesota Player Scored A Shorthanded Goal:

November 19, 1999 vs. Minnesota-Duluth (Erik Westrum, first period, 5-3 Minnesota win)

### Minnesota Won In Overtime:

October 29, 1999 vs. Boston College (6-5)

### Minnesota Lost In Overtime:

November 13, 1999 @ Wisconsin (5-4)

### Minnesota Tied In Overtime:

October 22, 1999 vs. North Dakota (2-2)

### Minnesota Scored 10 Goals Or More In A Game:

February 27, 1999 @ Minnesota-Duluth (10-7 Minnesota win)

### Opponent Scored 10 Goals Or More In A Game:

January 30, 1993 @ Michigan Tech (10-2 Minnesota loss)

## Did You Know & Player Notes

**Did You Know:** Minnesota is 4-4-1 on Nov. 26 (1-1-0 vs. Michigan) and 7-6-0 on Nov. 27 (1-0-0 vs. Michigan State) in school history • Minnesota is 4-0-1 this season when leading after two periods, but are 0-5-0 when trailing after two frames - Minnesota has not won in its last 35 games they have trailed after two periods (0-30-5) • the Golden Gophers have scored at least one power-play marker in 10 of 12 games this season, and are an efficient 10 for their last 23 with the man advantage dating back to the third period of the Nov. 6 game at Colorado College • Minnesota's first six road games have been decided by a total of nine goals • the team leads in the WCHA power-play stats (league games only, 12/42, .286) and is second in all games (17/69, .246) • Minnesota has the third-fewest penalty minutes in league games (15.0 per game) • the Golden Gophers rank second in the WCHA in net special teams (+6)

**#1 Adam Hauser .....So., 6-3, 202 .....Bovey, Minn.**  
Has started 48 of the last 49 games in net for Minnesota, with the lone exception being a Oct. 17 start by freshman Pete Samargia in Maine • kicked away all 31 shots to post his fourth career shutout on Saturday against UMD • posted a career high 44 saves to help preserve a 2-2 tie with North Dakota on Oct. 22 at Mariucci Arena, including kicking away 19 of 20 shots in the second period • stopped 74 of 79 shots (.937 save percentage) in the series against North Dakota • leads the WCHA in save percentage (league games only, .926) • named WCHA Defensive Player of the Week after his performance in the North Dakota series (Oct. 25)

**#3 Jordan Leopold .....So., 6-1, 208 .....Golden Valley, Minn.**  
Supplied two assists in Saturday's win for his first multiple-point game of the season • finished weekend with 1-2-3 • set a team season-high with 10 shots on net in Friday's win over Minnesota-Duluth

**#4 Dylan Mills.....Jr., 5-11, 202 .....Duluth, Minn.**  
With his goal in Friday night's game, all seven of his career goals have come in either October or November • scored just three goals in 78 career games before this season - has four goals in 12 games this season • notched second multiple-point game of the season and seventh of his career with 1-1-2 on Friday

**#7 Erik Westrum .....Jr., 6-0, 195 .....Apple Valley, Minn.**  
Has 14-21-35 in his last 32 games • supplied goals in each game last weekend - has five goals in the team's last three games including his first career hat trick at Wisconsin on Nov. 13 • leads the team with nine goals - second on the squad with 13 points (nine goals, four assists) • tied for ninth in the WCHA in scoring (all games, 9-4-13) • tied for the league lead in goal scoring (all games, 9) • only league player with three shorthanded goals this year - school record for SHG in a single-season is five (shared by two players, Steve Griffith and Peter Hankinson)

**#9 John Pohl .....So., 6-1, 186 .....Red Wing, Minn.**  
Enjoyed productive weekend with 2-2-4 in Friday night's game, a career high point total in a single game for Pohl • centered line with Shawn Roed and Nate Miller that has been the team's most successful as of late (7-14-21 the last four games) • leads the team in assists (10) and overall scoring (4-10-14) • tied for second in the WCHA in assists (all games, 10) • tied for fifth in league games only in total points (14) • had 7-10-17 in 42 games last season - has already matched assist total from freshman campaign

**#13 Nate Miller .....Sr., 6-3, 200 .....Anoka, Minn.**  
Supplied 1-2-3 last weekend • of his 24 career goals, five are game winners • second on the team in goals (5) • led team with seven shots on net in Saturday's shutout win • played in his 110th consecutive game as a Golden Gopher on Saturday against Minnesota-Duluth (streak dates back to his freshman season) • 1999-2000 team captain

**#20 Shawn Roed .....Fr., 5-9, 179 .....White Bear Lake, Minn.**  
Notched second multiple-point game in as many weekends with 1-2-3 against UMD last Saturday • third in the WCHA in freshman scoring (3-5-8 in conference games) • leads the league in power-play points (3-4-7 in league games)

**#24 Ben Tharp.....Fr., 6-0, 160 .....Hastings, Minn.**  
Supplied two assists in Friday's win over Minnesota-Duluth for his first career multiple-point game



### CAREER GOALS - CURRENT PLAYERS

|                 |    |
|-----------------|----|
| Dave Spehar     | 55 |
| Nate Miller     | 24 |
| Erik Westrum    | 24 |
| Aaron Miskovich | 18 |
| Rico Pagel      | 17 |
| John Pohl       | 11 |
| Stuart Senden   | 10 |
| Jordan Leopold  | 9  |
| Dylan Mills     | 7  |
| Erik Wendell    | 7  |
| Matt Leimbek    | 4  |
| Doug Meyer      | 4  |
| Mike Lyons      | 3  |
| Shawn Roed      | 3  |
| Ryan Trebil     | 3  |
| Nick Angell     | 1  |
| Nick Anthony    | 1  |
| Jeff Taffe      | 1  |
| Dan Welch       | 1  |

### CAREER ASSISTS - CURRENT PLAYERS

|                 |    |
|-----------------|----|
| Dave Spehar     | 61 |
| Erik Westrum    | 43 |
| Rico Pagel      | 28 |
| Nate Miller     | 26 |
| Dylan Mills     | 25 |
| Aaron Miskovich | 22 |
| Mike Lyons      | 22 |
| Jordan Leopold  | 20 |
| John Pohl       | 20 |
| Matt Leimbek    | 15 |
| Nick Angell     | 9  |
| Stuart Senden   | 9  |
| Erik Wendell    | 7  |
| Doug Meyer      | 6  |
| Shawn Roed      | 6  |
| Ben Tharp       | 5  |
| Ryan Trebil     | 5  |
| Jeff Taffe      | 4  |
| Pat O'Leary     | 2  |
| Nick Anthony    | 1  |

### CAREER POINTS - CURRENT PLAYERS

|                 |     |
|-----------------|-----|
| Dave Spehar     | 116 |
| Erik Westrum    | 67  |
| Nate Miller     | 50  |
| Rico Pagel      | 45  |
| Aaron Miskovich | 40  |
| Dylan Mills     | 32  |
| John Pohl       | 31  |
| Jordan Leopold  | 29  |
| Mike Lyons      | 25  |
| Matt Leimbek    | 19  |
| Stuart Senden   | 19  |
| Erik Wendell    | 14  |
| Nick Angell     | 10  |
| Doug Meyer      | 10  |
| Shawn Roed      | 9   |
| Ryan Trebil     | 8   |
| Jeff Taffe      | 5   |
| Ben Tharp       | 5   |
| Nick Anthony    | 2   |
| Pat O'Leary     | 2   |
| Dan Welch       | 1   |

### CAREER GAMES - CURRENT PLAYERS

|                 |     |
|-----------------|-----|
| Nate Miller     | 134 |
| Dave Spehar     | 133 |
| Mike Lyons      | 124 |
| Rico Pagel      | 108 |
| Erik Westrum    | 92  |
| Dylan Mills     | 90  |
| Aaron Miskovich | 82  |
| Stuart Senden   | 77  |
| Matt Leimbek    | 75  |
| Ryan Trebil     | 69  |
| John Pohl       | 54  |
| Adam Hauser     | 51  |
| Jordan Leopold  | 51  |
| Nick Angell     | 47  |
| Doug Meyer      | 47  |
| Erik Wendell    | 46  |
| Pat O'Leary     | 20  |
| Mark Nenovich   | 18  |
| Matt DeMarchi   | 12  |
| Shawn Roed      | 12  |
| Jeff Taffe      | 12  |
| Dan Welch       | 11  |
| Ben Tharp       | 9   |
| Pete Samargia   | 1   |

## WCHA Standings/Schedule

| Team (Overall Record, win %)   | GP | W | L | T | Pts | GF | GA | GDif |
|--------------------------------|----|---|---|---|-----|----|----|------|
| Wisconsin (10-2-0, .833)       | 10 | 8 | 2 | 0 | 16  | 40 | 28 | +12  |
| North Dakota (8-1-1, .850)     | 8  | 6 | 1 | 1 | 13  | 35 | 15 | +20  |
| Colorado College (8-3-0, .727) | 8  | 6 | 2 | 0 | 12  | 33 | 14 | +19  |
| MSU, Mankato (4-3-1, .562)     | 6  | 4 | 2 | 0 | 8   | 21 | 15 | +6   |
| Alaska Anchorage (6-6-0, .500) | 8  | 4 | 4 | 0 | 8   | 13 | 23 | -10  |
| Minnesota-Duluth (4-4-0, .500) | 8  | 4 | 4 | 0 | 8   | 19 | 27 | -8   |
| Minnesota (4-7-1, .375)        | 8  | 3 | 4 | 1 | 7   | 22 | 21 | +1   |
| Denver (5-7-0, .417)           | 10 | 3 | 7 | 0 | 6   | 31 | 35 | -4   |
| St. Cloud State (5-7-0, .417)  | 6  | 1 | 5 | 0 | 2   | 15 | 21 | -6   |
| Michigan Tech (0-12-0, .000)   | 8  | 0 | 8 | 0 | 0   | 16 | 46 | -30  |

### Games This Weekend - November 26-28

- \*Minnesota @ Michigan/ Michigan State (Fri./Sat.)
  - \*Wisconsin @ Michigan State/ Michigan (Fri./Sat.)
  - Michigan Tech @ Minnesota-Duluth (Fri./Sat.)
  - \*Colorado College @ Providence/ Boston University (Fri./Sat.)
  - \*Denver @ Boston University/ Providence (Fri./Sat.)
  - \*North Dakota @ Vermont/ New Hampshire (Sat./Sun.)
  - St. Cloud State @ MSU, Mankato (Sat./Sun.)
- \* - nonconference game

## Season Highs/Lows

| Team                                      | High/Low  |
|---|---|
| <b>MOST GOALS/GAME</b>                    | (6) 10/29 vs. Boston College                                  |
| <b>LEAST GOALS/GAME</b>                   | (0) 11/5 @ Colorado College                                   |
| <b>MOST ASSISTS/GAME</b>                  | (9) 10/29 vs. Boston College                                  |
| <b>LEAST ASSISTS/GAME</b>                 | (0) 11/5 @ Colorado College                                   |
| <b>MOST GOALS AGAINST/GAME</b>            | (5) four times, last 11/13 @ Wisconsin                        |
| <b>LEAST GOALS AGAINST/GAME</b>           | (0) 11/20 vs. Minnesota-Duluth                                |
| <b>MOST ASSISTS AGAINST/GAME</b>          | (8) three times, last 11/13 @ Wisconsin                       |
| <b>LEAST ASSISTS AGAINST/GAME</b>         | (0) 11/20 vs. Minnesota-Duluth                                |
| <b>MOST GOALS/PERIOD</b>                  | (3) 10/29 vs. Boston College - first period                   |
| <b>MOST GOALS AGAINST/PERIOD</b>          | (3) three times, last 10/29 vs. Boston College - third period |
| <b>MOST POWER PLAY GOALS/GAME</b>         | (3) three times, last 11/20 vs. Minnesota-Duluth              |
| <b>MOST POWER PLAY GOALS ALLOWED/GAME</b> | (2) two times, last 10/29 vs. Boston College                  |
| <b>MOST SHOTS ON GOAL/GAME</b>            | (42) 11/19 vs. Minnesota-Duluth                               |
| <b>LEAST SHOTS ON GOAL/GAME</b>           | (17) 11/5 @ Colorado College                                  |
| <b>MOST SHOTS AGAINST/GAME</b>            | (46) 10/22 vs. North Dakota                                   |
| <b>LEAST SHOTS AGAINST/GAME</b>           | (24) 10/17 @ Maine  |
| <b>MOST SHOTS ON GOAL/PERIOD</b>          | (16) 10/16 @ Maine  |
| <b>MOST SHOTS AGAINST/PERIOD</b>          | (20) 10/22 vs. North Dakota                                   |
| <b>MOST PENALTIES/GAME</b>                | (12) two times, last 11/20 vs. Minnesota-Duluth               |
| <b>LEAST PENALTIES/GAME</b>               | (3) 11/13 @ Wisconsin   |
| <b>MOST PIM/GAME</b>                      | (24) two times, last 11/20 vs. Minnesota-Duluth               |
| <b>LEAST PIM/GAME</b>                     | (6) 11/13 @ Wisconsin   |
| <b>MOST OPP. PENALTIES/GAME</b>           | (12) two times, last 11/20 vs. Minnesota-Duluth               |
| <b>LEAST OPP. PENALTIES/GAME</b>          | (2) 11/12 @ Wisconsin   |
| <b>MOST OPP. PIM/GAME</b>                 | (35) 11/20 vs. Minnesota-Duluth                               |
| <b>LEAST OPP. PIM/GAME</b>                | (4) 11/12 @ Wisconsin   |
| <b>QUICKEST TWO GOALS</b>                 | (0:46) 10/29 vs. BC - first period (Taffe, Anthony)           |
| <b>QUICKEST THREE GOALS</b>               | (9:41) 10/29 vs. BC - first period (Mills, Taffe, Anthony)    |

## Individual

|                           |  |
|---------------------------|--|
| <b>GOALS/GAME</b>         | (3) Erik Westrum, 11/13 @ Wisconsin                                  |
| <b>GOALS/PERIOD</b>       | (2) Erik Westrum, 11/13 third period @ Wisconsin                     |
| <b>ASSISTS/GAME</b>       | (3) Dave Spehar, 10/29 vs. Boston College                            |
| <b>ASSISTS/PERIOD</b>     | (2) three times, last Shawn Roed, 11/20 third period vs. UMD         |
| <b>POINTS/GAME</b>        | (4) John Pohl, 11/19 vs. Minnesota-Duluth                            |
| <b>POINTS/PERIOD</b>      | (2) seven times, last Pohl, Roed, Miller, 11/20 third period vs. UMD |
| <b>PENALTIES/GAME</b>     | (3) two times, last Dave Spehar, 11/20 vs. UMD                       |
| <b>PIM/GAME</b>           | (6) two times, last Dave Spehar, 11/20 vs. UMD                       |
| <b>SHOTS ON GOAL/GAME</b> | (10) Jordan Leopold, 11/20 vs. Minnesota-Duluth                      |
| <b>SAVES/GAME</b>         | (44) Adam Hauser, 10/22 vs. North Dakota                             |

## Goals Breakdown

|                              | OPP | MN |
|------------------------------|-----|----|
| 5-on-5                       | 24  | 13 |
| 5-on-4                       | 10  | 15 |
| 6-on-5                       | 2   | 1  |
| 6-on-4                       | 1   | 1  |
| 4-on-5                       | 2   | 3  |
| 4-on-4                       | 0   | 2  |
| 5-on-3                       | 1   | 0  |
| 4-on-3                       | 0   | 1  |
| Power Play                   | 12  | 17 |
| Shorthanded                  | 2   | 3  |
| Empty Net                    | 2   | 0  |
| First Minute of Game         | 0   | 0  |
| First 2 Minutes of Game      | 0   | 0  |
| First 5 Minutes of Game      | 0   | 2  |
| First 10 Minutes of Game     | 1   | 7  |
| First Goal of Game           | 5   | 7  |
| First Minute of Period       | 1   | 0  |
| Last Minute of Period        | 5   | 3  |
| Last Minute of Game          | 5   | 2  |
| Last 5 Minutes of Game       | 7   | 2  |
| To Tie Game - Last 5 Minutes | 1   | 0  |
| To Win Game - Last 5 Minutes | 2   | 1  |
| October                      | 24  | 18 |
| November                     | 16  | 18 |
| December                     | 0   | 0  |
| January                      | 0   | 0  |
| February                     | 0   | 0  |
| March                        | 0   | 0  |
| Unassisted                   | 3   | 3  |
| One Assist                   | 12  | 11 |
| Two Assists                  | 25  | 22 |
| Home                         | 17  | 20 |
| Road                         | 23  | 16 |
| Neutral                      | 0   | 0  |
| Overtime                     | 1   | 1  |

### GOALS SCORED AFTER OPPONENTS' GOAL

|                       | OPP | MN |
|-----------------------|-----|----|
| Less Than One Minute  | 1   | 1  |
| One To Three Minutes  | 2   | 5  |
| Three To Five Minutes | 4   | 1  |

## Goals By Period

**First (12)** - Westrum (4), Mills (3), Leopold, Welch, Taffe, Anthony, Miller

**Second (11)** - Miskovich (2), Spehar (2), Pohl (2), Roed (2), Westrum (2), Miller

**Third (12)** - Westrum (2), Pohl (2), Miller (2), Mills, Roed, Senden, Miskovich, Spehar, Leopold

**Overtime (1)** - Miller

## Stats By Class

| Season        | G-A--Pts | P/M   | Shots | PP | GW |
|---------------|----------|-------|-------|----|----|
| Senior (5)    | 8-9-17   | 19/38 | 61    | 3  | 2  |
| Junior (5)    | 16-13-29 | 25/50 | 114   | 6  | 1  |
| Sophomore (7) | 6-17-23  | 20/40 | 105   | 4  | 1  |
| Freshman (6)  | 6-16-22  | 27/54 | 84    | 3  | 0  |

| Last Weekend  | G-A--Pts | P/M  | Shots | PP | GW |
|---------------|----------|------|-------|----|----|
| Senior (3)    | 1-3-4    | 6/12 | 14    | 0  | 0  |
| Junior (5)    | 3-1-4    | 6/12 | 18    | 2  | 1  |
| Sophomore (8) | 4-5-9    | 5/10 | 29    | 3  | 1  |
| Freshman (5)  | 1-5-6    | 6/12 | 15    | 1  | 0  |

## College Hockey Showcase History

### 1993 - The Palace, Auburn Hills, Mich.

11/26 - Michigan State 4, Wisconsin 2/Michigan 6, Minnesota 0

11/27 - Minnesota 6, Michigan State 5/Wisconsin 5, Michigan 3

### 1994 - St. Paul Civic Center, St. Paul, Minn.

11/25 - Michigan 7, Wisconsin 2/Minnesota 3, Michigan State 2

11/26 - Michigan State 3, Wisconsin 2/Minnesota 4, Michigan 3

### 1995 - Bradley Center, Milwaukee, Wis.

11/24 - Minnesota 6, Michigan State 5 (ot)/Michigan 7, Wisconsin 3

11/25 - Minnesota 3, Michigan 2/Michigan State 5, Wisconsin 4

### 1996 - Joe Louis Arena, Detroit, Mich.

11/29 - Minnesota 5, Michigan State 3/Michigan 8, Wisconsin 4

11/30 - Michigan 4, Minnesota 3 (ot)/Michigan State 3, Wisconsin 1

### 1997 - ON CAMPUS Arenas (home team in CAPS)

11/28 - MICHIGAN 4, Minnesota 3/MICHIGAN STATE 2, Wisconsin 0

11/30 - MICHIGAN STATE 3, Minnesota 2/MICHIGAN 2, Wisconsin 1

### 1998 - ON CAMPUS Arenas (home team in CAPS)

11/27 - Michigan 3, MINNESOTA 2/Michigan State 3, WISCONSIN 1

11/29 - MINNESOTA 2, Michigan State 1/Michigan 1, WISCONSIN 1

**Records:** Michigan 8-3-1, Minnesota 7-5-0, Michigan State 7-5-0, Wisconsin 1-10-1

**College Hockey Showcase Notes:** Home state teams are 12-8-0 in Showcase history • six of the last eight games and 14 of the 24 games have been decided by one goal or less (a tie)

**Current Golden Gophers Scoring In CHS:** Aaron Miskovich (6 gp, 1-2--3); Jordan Leopold (4 gp, 2-0--2); Nate Miller (6 gp, 1-1--2); Dylan Mills (4 gp, 0-2--2); John Pohl (2 gp, 0-1--1); Erik Westrum (4 gp, 0-1--1); Dave Spehar (6 gp, 0-1--1)

## multiple-point games (season/career)

| Player (Games)        | Last Time                     | Record       |
|-----------------------|-------------------------------|--------------|
| John Pohl (5/6)       | 11/20/99 vs. UMD (1g, 1a)     | 2-3-0/3-3-0  |
| Erik Westrum (4/14)   | 11/13/99 @ Wisconsin (2g, 1a) | 1-3-0/3-9-2  |
| Nate Miller (3/7)     | 11/20/99 @ UMD (1g, 2a)       | 2-1-0/5-2-0  |
| Dylan Mills (2/7)     | 11/19/99 vs. UMD (1g, 1a)     | 1-1-0/6-1-0  |
| Shawn Roed (2/2)      | 11/20/99 vs. UMD (1g, 2a)     | 1-1-0/1-1-0  |
| Nick Anthony (1/1)    | 10/29/99 vs. BC (1g, 1a)      | 1-0-0/1-0-0  |
| Jordan Leopold (1/5)  | 11/20/99 vs. UMD (2a)         | 1-0-0/1-3-1  |
| Stuart Senden (1/3)   | 10/29/99 vs. BC (1g, 1a)      | 1-0-0/2-1-0  |
| Dave Spehar (1/25)    | 10/29/99 vs. BC (3a)          | 1-0-0/15-7-3 |
| Jeff Taffe (1/1)      | 10/29/99 vs. BC (1g, 1a)      | 1-0-0/1-0-0  |
| Ben Tharp (1/1)       | 11/19/99 vs. UMD (2a)         | 1-0-0/1-0-0  |
| Aaron Miskovich (0/6) | 2/19/99 @ SCSU (1g, 1a)       | 0-0-0/2-3-1  |
| Rico Pagel (0/9)      | 2/27/99 @ UMD (1g, 1a)        | 0-0-0/6-3-0  |
| Matt Leimbek (0/3)    | 1/30/99 vs. MTU (1g, 1a)      | 0-0-0/2-1-0  |
| Erik Wendell (0/2)    | 3/5/99 vs. UAA (1g, 1a)       | 0-0-0/2-0-0  |
| Doug Meyer (0/2)      | 3/5/99 vs. WIS (1g, 1a)       | 0-0-0/0-1-1  |
| Mike Lyons (0/1)      | 11/9/96 vs. UND (1g, 1a)      | 0-0-0/1-0-0  |
| Ryan Trebil (0/1)     | 1/17/98 vs. DU (2a)           | 0-0-0/1-0-0  |

## multiple-goal games (season/career)

| Player (Games)        | Last Time                 | Record      |
|-----------------------|---------------------------|-------------|
| Erik Westrum (3/6)    | 11/13/99 @ Wisconsin (3g) | 0-3-0/1-4-1 |
| Nate Miller (1/2)     | 11/6/99 @ CC (2g)         | 1-0-0/1-1-0 |
| John Pohl (1/1)       | 11/19/99 vs. UMD (2g)     | 1-0-0/1-0-0 |
| Dave Spehar (0/5)     | 3/18/99 vs. SCSU (2g)     | 0-0-0/5-0-0 |
| Aaron Miskovich (0/2) | 10/17/98 vs. UMD (2g)     | 0-0-0/2-0-0 |
| Jordan Leopold (0/1)  | 11/27/98 vs. Mich. (2g)   | 0-0-0/0-1-0 |
| Rico Pagel (0/1)      | 12/15/97 vs. SCSU (2g)    | 0-0-0/0-1-0 |
| Stuart Senden (0/1)   | 2/7/98 vs. WIS (2g)       | 0-0-0/1-0-0 |

Minnesota Men - 1999-2000 Schedule & Results

| Date         | Opponent           |    | Result      | Overall Record    | Conf Record |
|--------------|--------------------|----|-------------|-------------------|-------------|
| Sat Oct 16   | at Maine           | NC | 3- 5 L      | 0- 1- 0           | 0- 0- 0     |
| Sun Oct 17   | at Maine           | NC | 4- 5 L      | 0- 2- 0           | 0- 0- 0     |
| Fri Oct 22   | NORTH DAKOTA       |    | T 2- 2 T OT | 0- 2- 1           | 0- 0- 1     |
| Sat Oct 23   | NORTH DAKOTA       |    | 2- 3 L      | 0- 3- 1           | 0- 1- 1     |
| Fri Oct 29   | BOSTON COLLEGE     | NC | W 6- 5 OT   | 1- 3- 1           | 0- 1- 1     |
| Sat Oct 30   | BOSTON COLLEGE     | NC | 1- 4 L      | 1- 4- 1           | 0- 1- 1     |
| Fri Nov 5    | at Colorado Coll.  |    | 0- 3 L      | 1- 5- 1           | 0- 2- 1     |
| Sat Nov 6    | at Colorado Coll.  |    | W 2- 1      | 2- 5- 1           | 1- 2- 1     |
| Fri Nov 12   | at Wisconsin       |    | 3- 4 L      | 2- 6- 1           | 1- 3- 1     |
| Sat Nov 13   | at Wisconsin       |    | 4- 5 L OT   | 2- 7- 1           | 1- 4- 1     |
| Fri Nov 19   | MINN-DULUTH        |    | W 5- 3      | 3- 7- 1           | 2- 4- 1     |
| Sat Nov 20   | MINN-DULUTH        |    | W 4- 0      | 4- 7- 1           | 3- 4- 1     |
| * Fri Nov 26 | at Michigan        | NC |             | 7:35 pm           |             |
| # Sat Nov 27 | at Michigan State  | NC |             | 7:05 pm           |             |
| Fri Dec 3    | at Alask-Anchorage |    |             | 7:35 pm           |             |
| Sat Dec 4    | at Alask-Anchorage |    |             | 7:35 pm           |             |
| Fri Dec 10   | at St. Cloud       |    |             | 7:35 pm           |             |
| Sat Dec 11   | ST. CLOUD          |    |             | 7:05 pm           |             |
| Wed Dec 15   | VALERENGA          | EX |             | 7:05 pm           |             |
| & Wed Dec 29 | HARVARD            | NC |             | 7:00 pm           |             |
| % Thu Dec 30 | UM-AMHT/NORTHMI    | NC |             | 4:00 pm / 7:00 pm |             |
| Fri Jan 14   | DENVER             |    |             | 7:05 pm           |             |
| Sat Jan 15   | DENVER             |    |             | 7:05 pm           |             |
| Fri Jan 21   | at North Dakota    |    |             | 7:35 pm           |             |
| Sat Jan 22   | at North Dakota    |    |             | 7:35 pm           |             |
| Fri Jan 28   | MSU-MANKATO        |    |             | 7:05 pm           |             |
| Sat Jan 29   | MSU-MANKATO        |    |             | 7:05 pm           |             |
| Fri Feb 4    | at Minn-Duluth     |    |             | 7:05 pm           |             |
| Sat Feb 5    | at Minn-Duluth     |    |             | 7:05 pm           |             |
| Fri Feb 11   | COLORADO COLL.     |    |             | 7:05 pm           |             |
| Sat Feb 12   | COLORADO COLL.     |    |             | 7:05 pm           |             |
| Fri Feb 18   | at Michigan Tech.  |    |             | 7:35 pm           |             |
| Sat Feb 19   | at Michigan Tech.  |    |             | 7:05 pm           |             |
| Fri Feb 25   | WISCONSIN          |    |             | 7:05 pm           |             |
| Sat Feb 26   | WISCONSIN          |    |             | 7:05 pm           |             |
| Fri Mar 3    | ST. CLOUD          |    |             | 7:05 pm           |             |
| Sat Mar 4    | at St. Cloud       |    |             | 7:05 pm           |             |

- \* - College Hockey Showcase
- # - College Hockey Showcase
- & - Mariucci Classic
- % - Mariucci Classic Consolation/Championship

| Records | Conf    | Non-Conf | Overall | GF-GA   | Conf   | Non-Conf | Overall |
|---------|---------|----------|---------|---------|--------|----------|---------|
| Overall | 3- 4- 1 | 1- 3- 0  | 4- 7- 1 | Overall | 22- 21 | 14- 19   | 36- 40  |
| Home    | 2- 1- 1 | 1- 1- 0  | 3- 2- 1 | Home    | 13- 8  | 7- 9     | 20- 17  |
| Away    | 1- 3- 0 | 0- 2- 0  | 1- 5- 0 | Away    | 9- 13  | 7- 10    | 16- 23  |
| Neutral | 0- 0- 0 | 0- 0- 0  | 0- 0- 0 | Neutral | 0- 0   | 0- 0     | 0- 0    |

Please use the "Back" button on your browser to return to the previous page, or click on the puck at the right to return to the collegehockeystats.com Index.





# GOLDEN GOPHER

## HOCKEY

University of Minnesota  
Men's Media Relations

Phone: (612) 625-4090

Fax: (612) 625-0359

Website: www.gophersports.com

Contact: Brad Ruitter

Phone: (612) 625-4389

E-Mail: ruite001@gold.tc.umn.edu

### UPDATE NOTES December 13, 1999

#### LAST WEEKEND The Golden Gophers

ended a disappointing weekend series with St. Cloud State by yielding two goals in the final 4:49 of Saturday's game at Mariucci Arena to settle for a 2-2 tie with the Huskies. Sophomore F **John Pohl (Red Wing, Minn.)**, among the WCHA leaders in scoring (see notes below), notched his eighth goal of the season in the first period for an early 1-0 lead. Sophomore F **Doug Meyer (Bloomington, Minn.)** added to the Golden Gopher lead late in the opening frame with his first goal of the season. The two goals by SCSU in the third period ended Minnesota's home shutout streak at 126:41.

#### MEDIA INFORMATION

**TV:** Midwest Sports Channel (Live)/Frank Maz-zocco-play-by-play; Tom Reid, Doug Woog-color

**RADIO:** KSTP-AM (Live)/Dan Terhaar-play-by-play; Glen Sonmor-color

**INTERVIEWS:** The coaching staff and players are available for interviews on TUESDAY THIS WEEK by request through the media relations office. The Golden Gopher locker room is CLOSED to the media at all times. Postgame interviews should be done outside the locker room after a 10 minute cooling off period.

### Valerenga (Norway) vs. Minnesota (6-10-2, 4-6-2) Mariucci Arena • Minneapolis, Minn.

**Golden Gophers Host Valerenga In Exhibition Contest:** The Golden Gophers play host this Wednesday to Valerenga, one of Norway's top club teams, in an exhibition contest at Mariucci Arena. Faceoff is set for 7:05 p.m.

**About Valerenga:** Valerenga claimed their second straight Norway national championship last season by defeating Storhamar in the playoff series final. This year's team is made up of players from Norway and Sweden ranging in age from 17-year old Christian Thygesen to 37-year old veteran Ake Lillebjorn. Leading the team in scoring through the first 11 games was right wing Johan Brummer with 12 goals and nine assists for 21 points.

**International History:** This marks the 10th straight season that the University of Minnesota will play international competition in an exhibition affair - the Golden Gophers are 2-5-2 in the last nine years of games, having lost each of the last three seasons

**Extended Break After Tonight:** The Golden Gophers will get some time away from the rink following the contest with Valerenga. Minnesota will not practice again until working out on Sun., Dec. 26, with their next game action against Harvard in the Dodge Mariucci Classic on Wed., Dec. 29 at 7 p.m. Northern Michigan takes on UMass-Amherst in the first game of the tournament at 4 p.m.

**Team Notes:** Minnesota's penalty kill has been successful on 25 of the last 27 WCHA opponent man advantage opportunities • the Golden Gophers have outscored opponents 10-2 in the first 10:00 of games this season, but are on the short end of a 12-3 margin in the final 5:00 of games • Minnesota has not been whistled for a major or misconduct penalty to this point of the season - the Golden Gophers' total of 156 penalty minutes in 12 league games (13.0 avg./game) is second fewest in the league penalty totals

**Individual Notes:** Junior F **Erik Westrum (Apple Valley, Minn.)** has a current point scoring streak of 10 games heading into the Dodge Mariucci Classic • the line of sophomore F **John Pohl (Red Wing, Minn.)**, Westrum, and senior F **Nate Miller (Anoka, Minn.)** has combined to score over half (28 of 54) of Minnesota's goals this season • either Pohl or Westrum has scored a goal in Minnesota's last nine games, with one of the duo scoring at least a point in the team's last 11 contests

**How They Stack Up In The WCHA:** Pohl is tied for 10th in conference games only in total points (6-8-14) and fifth in all games (8-13-21) • Pohl leads the WCHA in power-play points in conference games (4-4-8) and all games (5-6-11) • Westrum is tied for fourth in league games only with seven goals, second in all games with 13 goals, and tied for seventh in all games in total points (13-7-20) • junior D **Dylan Mills (Duluth, Minn.)** is tied for fourth in all games in defenseman scoring (4-6-10) and seventh in league games only (2-5-7) • sophomore G **Adam Hauser (Bovey, Minn.)** is third in the league in save percentage with .918 in league games only and fourth in all games (.909) • Minnesota's power play leads the WCHA in league games (14/56, .250) and all games (23/99, .232) • the Golden Gopher penalty kill is third in conference games (47/54, .870) • Minnesota's combined special teams lead the league in conference games (61/110, .555)

### SCHEDULE/RESULTS

|                                 |                   |           |
|---------------------------------|-------------------|-----------|
| Oct. 16                         | #@ Maine          | L5-3      |
| Oct. 17                         | #@ Maine          | L5-4      |
| Oct. 22                         | NORTH DAKOTA      | T2-2 (ot) |
| Oct. 23                         | NORTH DAKOTA      | L3-2      |
| Oct. 29                         | #BOSTON COLL      | W6-5 (ot) |
| Oct. 30                         | #BOSTON COLL      | L4-1      |
| Nov. 5                          | @ Colorado Col.   | L3-0      |
| Nov. 6                          | @ Colorado Col.   | W2-1      |
| Nov. 12                         | @ Wisconsin       | L4-3      |
| Nov. 13                         | @ Wisconsin       | L5-4 (ot) |
| Nov. 19                         | MINN-DULUTH       | W5-3      |
| Nov. 20                         | MINN-DULUTH       | W4-0      |
| Nov. 26                         | #@ Michigan       | W6-1      |
| Nov. 27                         | #@ Michigan St.   | L6-2      |
| Dec. 3                          | @ Alaska-Anch.    | L5-2      |
| Dec. 4                          | @ Alaska-Anch.    | W3-1      |
| Dec. 10                         | @ St. Cloud State | L4-3 (ot) |
| Dec. 11                         | ST. CLOUD STATE   | T2-2 (ot) |
| Dec. 15                         | *VALERENGA        | 7:05 p.m. |
| Dec. 29                         | MARIUCCI CLASSIC  |           |
| No. Michigan/UMass-Amherst      |                   | 4 p.m.    |
| #Harvard/Minnesota              |                   | 7 p.m.    |
| Dec. 30                         | MARIUCCI CLASSIC  |           |
| Third place game                |                   | 4 p.m.    |
| Championship game               |                   | 7 p.m.    |
| Jan. 14                         | DENVER            | 7:05 p.m. |
| Jan. 15                         | DENVER            | 7:05 p.m. |
| Jan. 21                         | @ North Dakota    | 7:35 p.m. |
| Jan. 22                         | @ North Dakota    | 7:35 p.m. |
| Jan. 28                         | MSU MANKATO       | 7:05 p.m. |
| Jan. 29                         | MSU MANKATO       | 7:05 p.m. |
| Feb. 4                          | @ Minn-Duluth     | 7:05 p.m. |
| Feb. 5                          | @ Minn-Duluth     | 7:05 p.m. |
| Feb. 11                         | COLORADO COLL     | 7:05 p.m. |
| Feb. 12                         | COLORADO COLL     | 7:05 p.m. |
| Feb. 18                         | @ Michigan Tech   | 6:35 p.m. |
| Feb. 19                         | @ Michigan Tech   | 6:05 p.m. |
| Feb. 25                         | WISCONSIN         | 7:05 p.m. |
| Feb. 26                         | WISCONSIN         | 7:05 p.m. |
| March 3                         | ST. CLOUD STATE   | 7:05 p.m. |
| March 4                         | @ St. Cloud State | 7:05 p.m. |
| March 10-12                     | WCHA FIRST ROUND  |           |
| March 16-18                     | WCHA FINAL FIVE   |           |
| (@ Target Center, Minneapolis)  |                   |           |
| March 24-26                     | NCAA REGIONALS    |           |
| (@ Mariucci Arena, Minneapolis) |                   |           |
| (@ Pepsi Arena, Albany, N.Y.)   |                   |           |
| April 6                         | NCAA SEMIFINALS   |           |
| (@ Providence, R.I.)            |                   |           |
| April 8                         | NCAA CHAMPIONSHIP |           |
| (@ Providence, R.I.)            |                   |           |

\* - exhibition game  
# - nonconference game  
all game times are Central  
game times are subject to change

Minnesota Men - 1999-2000 Schedule & Results

| Date         | Opponent           | Result      | Overall Record    | Conf Record |
|--------------|--------------------|-------------|-------------------|-------------|
| Sat Oct 16   | at Maine           | NC 3-5 L    | 0-1-0             | 0-0-0       |
| Sun Oct 17   | at Maine           | NC 4-5 L    | 0-2-0             | 0-0-0       |
| Fri Oct 22   | NORTH DAKOTA       | T 2-2 T OT  | 0-2-1             | 0-0-1       |
| Sat Oct 23   | NORTH DAKOTA       | 2-3 L       | 0-3-1             | 0-1-1       |
| Fri Oct 29   | BOSTON COLLEGE     | NC W 6-5 OT | 1-3-1             | 0-1-1       |
| Sat Oct 30   | BOSTON COLLEGE     | NC 1-4 L    | 1-4-1             | 0-1-1       |
| Fri Nov 5    | at Colorado Coll.  | 0-3 L       | 1-5-1             | 0-2-1       |
| Sat Nov 6    | at Colorado Coll.  | W 2-1       | 2-5-1             | 1-2-1       |
| Fri Nov 12   | at Wisconsin       | 3-4 L       | 2-6-1             | 1-3-1       |
| Sat Nov 13   | at Wisconsin       | 4-5 L OT    | 2-7-1             | 1-4-1       |
| Fri Nov 19   | MINN-DULUTH        | W 5-3       | 3-7-1             | 2-4-1       |
| Sat Nov 20   | MINN-DULUTH        | W 4-0       | 4-7-1             | 3-4-1       |
| * Fri Nov 26 | at Michigan        | NC W 6-1    | 5-7-1             | 3-4-1       |
| # Sat Nov 27 | at Michigan State  | NC 2-6 L    | 5-8-1             | 3-4-1       |
| Fri Dec 3    | at Alask-Anchorage | 2-5 L       | 5-9-1             | 3-5-1       |
| Sat Dec 4    | at Alask-Anchorage | W 3-1       | 6-9-1             | 4-5-1       |
| Fri Dec 10   | at St. Cloud       | 3-4 L OT    | 6-10-1            | 4-6-1       |
| Sat Dec 11   | ST. CLOUD          | T 2-2 T OT  | 6-10-2            | 4-6-2       |
| Wed Dec 15   | VALERENGA          | EX          | 7:05 pm           |             |
| & Wed Dec 29 | HARVARD            | NC          | 7:00 pm           |             |
| % Thu Dec 30 | UM-AMHT/NORTHMI    | NC          | 4:00 pm / 7:00 pm |             |
| Fri Jan 14   | DENVER             |             | 7:05 pm           |             |
| Sat Jan 15   | DENVER             |             | 7:05 pm           |             |
| Fri Jan 21   | at North Dakota    |             | 7:35 pm           |             |
| Sat Jan 22   | at North Dakota    |             | 7:35 pm           |             |
| Fri Jan 28   | MSU-MANKATO        |             | 7:05 pm           |             |
| Sat Jan 29   | MSU-MANKATO        |             | 7:05 pm           |             |
| Fri Feb 4    | at Minn-Duluth     |             | 7:05 pm           |             |
| Sat Feb 5    | at Minn-Duluth     |             | 7:05 pm           |             |
| Fri Feb 11   | COLORADO COLL.     |             | 7:05 pm           |             |
| Sat Feb 12   | COLORADO COLL.     |             | 7:05 pm           |             |
| Fri Feb 18   | at Michigan Tech.  |             | 7:35 pm           |             |
| Sat Feb 19   | at Michigan Tech.  |             | 7:05 pm           |             |
| Fri Feb 25   | WISCONSIN          |             | 7:05 pm           |             |
| Sat Feb 26   | WISCONSIN          |             | 7:05 pm           |             |
| Fri Mar 3    | ST. CLOUD          |             | 7:05 pm           |             |
| Sat Mar 4    | at St. Cloud       |             | 7:05 pm           |             |

- \* - College Hockey Showcase
- # - College Hockey Showcase
- & - Mariucci Classic
- % - Mariucci Classic Consolation/Championship

| Records | Conf  | Non-Conf | Overall | GF-GA   | Conf  | Non-Conf | Overall |
|---------|-------|----------|---------|---------|-------|----------|---------|
| Overall | 4-6-2 | 2-4-0    | 6-10-2  | Overall | 32-33 | 22-26    | 54-59   |
| Home    | 2-1-2 | 1-1-0    | 3-2-2   | Home    | 15-10 | 7-9      | 22-19   |
| Away    | 2-5-0 | 1-3-0    | 3-8-0   | Away    | 17-23 | 15-17    | 32-40   |
| Neutral | 0-0-0 | 0-0-0    | 0-0-0   | Neutral | 0-0   | 0-0      | 0-0     |



1110  
8/16/54



# GOLDEN GOPHER

## HOCKEY

**University of Minnesota  
Men's Media Relations**  
**Phone:** (612) 625-4090  
**Fax:** (612) 625-0359  
**Website:** www.gophersports.com  
 Contact: Brad Ruitter  
 Phone: (612) 625-4389  
 E-Mail: ruite001@gold.tc.umn.edu

**WEEKLY RELEASE**  
**January 10, 2000**

**LAST WEEKEND**

**The Golden Gophers** have been idle from regular-season competition since taking home top prize from the Mariucci Classic with a 6-2 win over Northern Michigan.

**The Pioneers** swept a home nonconference series from Nebraska-Omaha by counts of 4-1 and 3-2.

**MEDIA INFORMATION**

**TV:** Friday live/Saturday tape-delayed after Timberwolves basketball (appr. 9:30 p.m.) on Midwest Sports Channel/Frank Mazzocco-play-by-play; Tom Reid-color

**RADIO:** Both games live on KSTP-AM/Dan Terhaar-play-by-play; Glen Sonmor-color

**INTERVIEWS:** The coaching staff and players are available for interviews on **WEDNESDAYS** by request through the media relations office. **This week, the Golden Gopher players and coaches will be available on Wed., Jan. 12 before practice (10:15 - 10:45) and after practice (1:00) at Mariucci Arena. During the second half of the season, the men's team will have ice time between 4:00 - 6:30 for practice.** The Golden Gopher locker room is CLOSED to the media at all times. Postgame interviews should be done outside the locker room after a 10 minute cooling off period.

**Denver (9-12-1, 5-9-0) vs. Minnesota (8-10-2, 4-6-2)**  
**Mariucci Arena • Minneapolis, Minn.**  
**Friday, January 14 • 7:05 p.m. (CST)**  
**Saturday, January 15 • 7:05 p.m. (CST)**

**All-Time Series vs. Pioneers: Minnesota leads 78-49-9**

**Series Notes:** Minnesota has a 5-4-1 edge in the last 10 games • the Golden Gophers own a 22-10-3 margin in the '90s and a 54-22-5 in the '80s and '90s combined • in 13 of the last 19 games in the series, the winning team has scored at least five goals • for the fifth straight season, Denver and Minnesota play their only two regular-season games against each other in January • the Pioneers are one of only two WCHA teams to have a winning record against the Golden Gophers in the new Mariucci Arena (Colorado College is the other) - Denver is 6-5-1 in 12 games in the seven-year old building

**Last Season vs. Pioneers:** (Jan. 9-10, 1999) - Minnesota managed just one point in a weekend series against Denver, tying the Pioneers (3-3) in game one before being blanked (5-0) in game two of the series • the first game of the series was played at World Arena in Colorado Springs, Colo., with the second game at McNichols Arena in Denver, Colo. • the 5-0 loss on Jan. 10 was the first time Minnesota had been shutout since a March 4, 1995 loss at St. Cloud State (153 games) • DU was 1-for-7 (.143) on the power play, while Minnesota was 1-for-12 (.083) with the man advantage

**Notes vs. Pioneers:** Minnesota has outshot Denver 159-104 in the last four meetings between the two schools • in last season's tie, 17 of the 18 Minnesota skaters registered at least one shot on goal as the Golden Gophers outshot the Pioneers 24-10 in the last 25 minutes of the game • the home team has hardly had the upper hand in recent series history, as the Golden Gophers have won six of the last 10 games in Denver, while the Pioneers have claimed five of the last eight meetings in Minneapolis • the two teams have combined for just three power-play goals in 41 man-advantage opportunities over the last two seasons

|                            | Denver        | Minnesota     |
|----------------------------|---------------|---------------|
| <b>TEAM COMPARISONS</b>    |               |               |
| <b>Power Play</b>          | 20/108 (.185) | 26/106 (.245) |
| <b>League Power Play</b>   | 13/69 (.188)  | 14/56 (.250)  |
| <b>Penalty Kill</b>        | 91/111 (.820) | 89/107 (.832) |
| <b>League Penalty Kill</b> | 59/73 (.808)  | 47/54 (.870)  |
| <b>Last 10 Games</b>       | 4-5-1 (.450)  | 6-3-1 (.650)  |
| <b>Home</b>                | 6-6-1 (.500)  | 5-2-2 (.667)  |
| <b>Road</b>                | 3-6-0 (.333)  | 3-8-0 (.273)  |
| <b>Goals/Game</b>          | 3.05          | 3.25          |
| <b>Goals Allowed/Game</b>  | 3.45          | 3.15          |
| <b>Penalties/Game</b>      | 7.68          | 7.65          |
| <b>Shots On Goal/Game</b>  | 27.09         | 30.20         |

**Current Scoring vs. Denver**

| Player (games)    | G-A--Pis | Notes                            |
|-------------------|----------|----------------------------------|
| Dave Spehar (6)   | 1-2--3   | 1-1--2 as a FR vs. Denver        |
| Stuart Senden (4) | 2-0--2   | 1st period goal in tie last year |
| Mike Lyons (6)    | 1-1--2   | Lone goal last year              |
| Ryan Trebil (4)   | 0-2--2   | 1st mult. pt. game vs. DU        |
| Erik Westrum (4)  | 0-2--2   | Assist as FR and SO              |
| Nate Miller (5)   | 0-1--1   | Assist as FR                     |
| Erik Wendell (2)  | 0-1--1   | Assist on Senden goal            |
| John Pohl (2)     | 0-1--1   | Assist on Senden goal            |

**SCHEDULE/RESULTS**

|             |                                 |           |
|-------------|---------------------------------|-----------|
| Oct. 16     | #@ Maine                        | L5-3      |
| Oct. 17     | #@ Maine                        | L5-4      |
| Oct. 22     | NORTH DAKOTA                    | T2-2 (ot) |
| Oct. 23     | NORTH DAKOTA                    | L3-2      |
| Oct. 29     | #BOSTON COLL.                   | W6-5 (ot) |
| Oct. 30     | #BOSTON COLL.                   | L4-1      |
| Nov. 5      | @ Colorado College              | L3-0      |
| Nov. 6      | @ Colorado College              | W2-1      |
| Nov. 12     | @ Wisconsin                     | L4-3      |
| Nov. 13     | @ Wisconsin                     | L5-4 (ot) |
| Nov. 19     | MINN-DULUTH                     | W5-3      |
| Nov. 20     | MINN-DULUTH                     | W4-0      |
| Nov. 26     | #@ Michigan                     | W6-1      |
| Nov. 27     | #@ Michigan State               | L6-2      |
| Dec. 3      | @ Alaska-Anch.                  | L5-2      |
| Dec. 4      | @ Alaska-Anch.                  | W3-1      |
| Dec. 10     | @ St. Cloud State               | L4-3 (ot) |
| Dec. 11     | ST. CLOUD STATE                 | T2-2 (ot) |
| Dec. 15     | *VALERENGA                      | L7-5      |
| Dec. 29     | #HARVARD                        | W5-2      |
| Dec. 30     | #NORTHERN MICH.                 | W6-2      |
| Jan. 14     | DENVER                          | 7:05 p.m. |
| Jan. 15     | DENVER                          | 7:05 p.m. |
| Jan. 21     | @ North Dakota                  | 7:35 p.m. |
| Jan. 22     | @ North Dakota                  | 7:35 p.m. |
| Jan. 28     | MSU MANKATO                     | 7:05 p.m. |
| Jan. 29     | MSU MANKATO                     | 7:05 p.m. |
| Feb. 4      | @ Minn-Duluth                   | 7:05 p.m. |
| Feb. 5      | @ Minn-Duluth                   | 7:05 p.m. |
| Feb. 11     | COLORADO COLL.                  | 7:05 p.m. |
| Feb. 12     | COLORADO COLL.                  | 7:05 p.m. |
| Feb. 18     | @ Michigan Tech                 | 6:35 p.m. |
| Feb. 19     | @ Michigan Tech                 | 6:05 p.m. |
| Feb. 25     | WISCONSIN                       | 7:05 p.m. |
| Feb. 26     | WISCONSIN                       | 7:05 p.m. |
| March 3     | ST. CLOUD STATE                 | 7:05 p.m. |
| March 4     | @ St. Cloud State               | 7:05 p.m. |
| March 10-12 | WCHA FIRST ROUND                |           |
| March 16-18 | WCHA FINAL FIVE                 |           |
|             | (@ Target Center, Minneapolis)  |           |
| March 24-26 | NCAA REGIONALS                  |           |
|             | (@ Mariucci Arena, Minneapolis) |           |
|             | (@ Pepsi Arena, Albany, N.Y.)   |           |
| April 6     | NCAA SEMIFINALS                 |           |
|             | (@ Providence, R.I.)            |           |
| April 8     | NCAA CHAMPIONSHIP               |           |
|             | (@ Providence, R.I.)            |           |

\* - exhibition game  
 # - nonconference game  
 @ game times are Central  
 game times are subject to change



## 1999-2000 RECORD WHEN

|                                      |        |
|--------------------------------------|--------|
| Overall Record                       | 8-10-2 |
| WCHA Record                          | 4-6-2  |
| Home Record                          | 5-2-2  |
| Road Record                          | 3-8-0  |
| Neutral Site Record                  | 0-0-0  |
| Last 20 Games                        | 8-10-2 |
| Last 10 Games                        | 6-3-1  |
| Last 5 Games                         | 3-1-1  |
| Scoring A Power-Play Goal            | 8-7-1  |
| Not Scoring A Power-Play Goal        | 0-3-1  |
| Allowing A Power-Play Goal           | 5-7-2  |
| Not Allowing A Power-Play Goal       | 3-3-0  |
| Scoring A Short-Handed Goal          | 2-2-0  |
| Allowing A Short-Handed Goal         | 1-2-0  |
| 10 Or More Penalties                 | 3-3-0  |
| Fewer Than 10 Penalties              | 5-7-2  |
| More Penalties Than Opponent         | 4-4-0  |
| Fewer Penalties Than Opponent        | 2-5-2  |
| Same Amount Of Penalties             | 2-1-0  |
| In One-Goal Games                    | 2-5-0  |
| In Two-Goal Games                    | 2-1-0  |
| In Three-Goal or More Games          | 4-4-0  |
| In Overtime Games                    | 1-1-2  |
| Scoring 4 or More Goals              | 6-2-0  |
| Scoring 3 or Fewer Goals             | 2-8-2  |
| Scoring 3 or More Goals              | 7-5-0  |
| Scoring 2 or Fewer Goals             | 1-5-2  |
| Allowing 4 or More Goals             | 1-8-0  |
| Allowing 3 or Fewer Goals            | 7-2-2  |
| Scoring First Goal Of Game           | 6-4-2  |
| Opponents Score First                | 2-6-0  |
| Leading After One Period             | 5-3-1  |
| Trailing After One Period            | 0-4-0  |
| Tied After One Period                | 3-3-1  |
| Scoring First Goal Of Second Period  | 8-4-1  |
| Leading After Two Periods            | 8-0-2  |
| Trailing After Two Periods           | 0-8-0  |
| Tied After Two Periods               | 0-2-0  |
| Scoring First Goal Of Third Period   | 6-6-0  |
| Having 10-19 Shots On Goal           | 1-1-0  |
| Having 20-29 Shots On Goal           | 2-5-0  |
| Having 30-39 Shots On Goal           | 4-4-2  |
| Having 40 or More Shots On Goal      | 1-0-0  |
| Allowing Fewer Than 10 Shots On Goal | 0-0-0  |
| Allowing 10-19 Shots On Goal         | 0-0-0  |
| Allowing 20-29 Shots On Goal         | 2-3-0  |
| Allowing 30-39 Shots On Goal         | 4-7-0  |
| Allowing 40 or More Shots On Goal    | 2-0-2  |
| Outshooting Opponent                 | 2-4-0  |
| Opponent Outshoots Minnesota         | 5-6-2  |
| Shots Are Even                       | 1-0-0  |
| October                              | 1-4-1  |
| November                             | 4-4-0  |
| December                             | 3-2-1  |
| January                              | 0-0-0  |
| February                             | 0-0-0  |
| March                                | 0-0-0  |
| Wednesdays                           | 1-0-0  |
| Thursdays                            | 1-0-0  |
| Fridays                              | 3-4-1  |
| Saturdays                            | 3-5-1  |
| Sundays                              | 0-1-0  |
| Series Record                        | 1-4-4  |
| Games Following A Win                | 3-4-0  |
| Games Following A Loss               | 4-4-2  |
| Games Following A Tie                | 1-1-0  |

## News & Notes

**The Coaches:** Minnesota Head Coach **Don Lucia** is in his first season with the Golden Gophers. Lucia, who has compiled a record of 287-165-30 (.627) in 13 seasons overall as a head coach, led Colorado College to the NCAA Tournament in each of the last four seasons. Lucia was 166-68-18 (.694) in six seasons with the Tigers, and is 123-55-18 (.673) in WCHA games. Lucia has a record of 17-14-2 in 33 games against Denver, including a 13-3-2 mark in home contests. Denver Head Coach **George Gwozdecky** is in his sixth season at the helm of the Pioneer program, with a career record of 267-216-35 (.549) in 14 seasons as a head coach with stops at Wisconsin-River Falls and Miami in addition to Denver. Gwozdecky has a mark of 117-92-14 (.556) during his time at Denver. In four of the last five seasons, Gwozdecky's teams have won 22 or more games.

**Coach Lucia On The Air:** Coach Lucia's regular weekly media appearances are as follows: KSTP-AM (1500) - Thursday mornings (7:45) with Barbara Carlson, Saturday mornings (11:50) with Joe Soucheray, and the pre-game and post-game shows before and following games; WCCO-AM (830) - Friday mornings with Dave Lee, and Friday evenings (6:40) with Mike Max; MSC - The Don Lucia Show which airs one hour before each MSC telecast

**Getting Used To The Break:** After an 11-day break (from practice or game action), Minnesota played Harvard and Northern Michigan in the Mariucci Classic. Now, after a second long break (seven days), the Golden Gophers return to the ice to prepare for Denver. Last season, Minnesota had a gap of nearly a month between its game against Michigan State (Nov. 29) and Princeton (Dec. 27), while the 1997-98 team had a break of 19 days between games during the season.

**Things Are Looking Up:** Minnesota owns its best 20-game record (8-10-2) since 1996-97 despite the grueling early-season schedule the team has endured. The Golden Gophers were 7-11-2 through 20 contests last season and 7-13-0 at that point in the 1997-98 campaign. The 1993-94 team, which ended up in the NCAA Frozen Four, had a similar 20-game record of 9-8-3.

**Balanced Attack:** The Golden Gophers were able to score 11 goals in the two Dodge Mariucci Classic victories by utilizing the efforts of a number of players. Six different players posted multiple-point games during the team's tournament championship. Junior F **Erik Westrum (Apple Valley, Minn.)** was the lone player to have a pair of points in each game.

**Scoring Drought Solved?:** In their last five wins, the Golden Gophers have scored 26 goals - in the previous five contests before the Dodge Mariucci Classic (1-3-1), Minnesota had scored just 12 goals. The total of 11 goals in back-to-back games marks a season high total in a set of contests. The last time Minnesota scored 10 or more goals in a series before the Dodge Mariucci Classic was last season's road sweep of Minnesota-Duluth (14).

**Get 'Em Early:** Minnesota is 8-0-2 this season when leading after two periods, but is 0-10-0 when tied or trailing after two frames - the Golden Gophers have not won in their last 38 games they have trailed after two periods (0-33-5).

**Leopold, Taffe To Rejoin Team For Denver Series:** In winning the Dodge Mariucci Classic title, Minnesota did so without the services of sophomore D **Jordan Leopold (Robbinsdale, Minn.)** and freshman F **Jeff Taffe (Hastings, Minn.)**. The duo were members of the U.S. National Junior Team competing in the IIHF World Junior Championship in Sweden. Both are expected to be back in uniform for this weekend's series with the Pioneers.

**Specialty Team Specialists:** The Golden Gophers have outnumbered their opponents 38-24 in all non-five-on-five situations this season, but have been outscored 39-27 in full strength occasions. Minnesota's power play leads the WCHA in conference games (14/56, .250) and all games (26/106, .245).

**Aint Misbehavin':** Minnesota has not been whistled for a major or misconduct penalty to this point of the season. The Golden Gophers' total of 156 penalty minutes in 12 league games (13.0 avg./game) is second fewest in the league penalty totals.

## THE LAST TIME IT HAPPENED

### Minnesota Swept A Road Series:

February 26-27, 1999 @ Minnesota-Duluth (4-1, 10-7)

### Minnesota Was Swept In A Road Series:

November 12-13, 1999 @ Wisconsin (4-3, 5-4 ot)

**Minnesota Swept A Home Series:** November 19-20, 1999 vs. Minnesota-Duluth (5-3, 4-0)

### Minnesota Was Swept In A Home Series:

November 6-7, 1998 vs. Colorado College (7-1, 6-1)

**Minnesota Shut Out An Opponent:** November 20, 1999 vs. Minnesota-Duluth (Adam Hauser, 4-0)

**An Opponent Shut Out Minnesota:** November 5, 1999 @ Colorado College (Jeff Sanger, 3-0)

### Minnesota Player Scored A Hat Trick:

November 13, 1999 @ Wisconsin (Erik Westrum, 5-4 Minnesota loss)

**Minnesota Player Scored A Pure Hat Trick:** February 26, 1999 @ Minnesota-Duluth (Wyatt Smith, 4-1 Minnesota win)

**An Opponent Scored A Hat Trick:** January 22, 1999 @ North Dakota (Jeff Panzer, four goals, 5-4, Minnesota loss)

### Minnesota Player Scored Four Goals In A

**Game:** February 27, 1999 @ Minnesota-Duluth (Reggie Berg, 10-7 Minnesota win)

### Minnesota Won When Trailing After Two Periods:

March 14, 1997 vs. St. Cloud State at WCHA Final Five (5-4 Minnesota overtime win/trailing 4-3 heading into third period)

### Minnesota Had 50 or More Shots On Goal In A

**Game:** February 27, 1999 @ Minnesota-Duluth (54 shots, 10-7 Minnesota win)

### Opponent Had 50 or More Shots On Goal In A

**Game:** January 31, 1997 @ North Dakota (51 shots, 6-4 Minnesota loss)

### Minnesota Player Scored A Shorthanded Goal:

December 30, 1999 vs. Northern Michigan (Aaron Miskovich, first period, 6-2 Minnesota win)

**Minnesota Won In Overtime:** October 29, 1999 vs. Boston College (6-5)

**Minnesota Lost In Overtime:** November 13, 1999 @ Wisconsin (5-4)

**Minnesota Tied In Overtime:** October 22, 1999 vs. North Dakota (2-2)

### Minnesota Scored 10 Goals Or More In A

**Game:** February 27, 1999 @ Minnesota-Duluth (10-7 Minnesota win)

### Opponent Scored 10 Goals Or More In A

**Game:** January 30, 1993 @ Michigan Tech (10-2 Minnesota loss)

## Did You Know & Player Notes

**Did You Know:** Minnesota skaters have killed 25 of the last 27 opponent man advantage opportunities in the last six league games • Minnesota has outscored opponents 13-3 in the first 10:00 of games this season, but are on the short end of a 12-4 margin in the final 5:00 of game time • the Golden Gophers own a 21-10 edge overall in the first period of games this season • Minnesota's power play is an efficient 19 for their last 60 (.317) with the man advantage dating back to the third period of the Nov. 6 game at Colorado College • despite a 8-10-2 record, Minnesota has led or been tied in over 75 percent of game time through 20 contests • the Golden Gophers are second in the WCHA in net special teams (+7) and lead in combined special teams percentage (61/110, .555) in league games • Minnesota is 12-7-0 (.632) on Jan. 14 and 13-6-2 (.667) on Jan. 15 in school history

### #1 Adam Hauser .....So., 6-3, 202.....Bovey, Minn.

Has started 56 of the last 57 games in net for Minnesota, with the lone exception being a Oct. 17 start by freshman Pete Samargia in Maine • stopped 73 of 77 shots in earning MVP honors in the Dodge Mariucci Classic • kicked away all 31 shots to post his fourth career shutout on Nov. 20 against UMD • posted a career high 44 saves to help preserve a 2-2 tie with North Dakota on Oct. 22 at Mariucci Arena • had a shutout streak of 129:35 ended with a late third-period goal in the Nov. 26 win at Michigan • allowed a single goal in three games this season • posted a .940 saves percentage or better in eight games this season and in four of the last five contests • ranks third in the WCHA in save percentage (league games only, .918) • named WCHA Defensive Player of the Week on two occasions this season (Oct. 25 and Jan. 3)

### #4 Dylan Mills.....Jr., 5-11, 202 .....Duluth, Minn.

Scored his first career goal after Dec. 1 by notching the game-winning tally in Minnesota's 6-2 win over Northern Michigan in the championship game of the Dodge Mariucci Classic • scored just three goals in 78 career games before this season - has five goals in 19 games played this season • four of his five goals this season have come in the first period

### #5 Ryan Trebil.....Sr., 6-1, 203 .....Bloomington, Minn.

Saw his first regular-season game action in the Dodge Mariucci Classic since the season opener at Maine and added an assist in the 5-2 win over Harvard

### #7 Erik Westrum .....Jr., 6-0, 195 .....Apple Valley, Minn.

Has 19-27-46 in his last 40 games • has 10 goals in the team's last 11 games including his first career hat trick at Wisconsin on Nov. 13 • notched back-to-back multiple point games for the second time this season with 1-1-2 in the 5-2 win over Harvard and 0-2-2 in the 6-2 win over NMU • leads the team with 14 goals - tied for the team lead with 24 points (14 goals, 10 assists) • has scored 11 of his 14 goals in the first or second periods • tied for fourth in the WCHA in scoring (all games, 14-10-24) • second in the league in goal scoring (all games, 14) • leads the WCHA in power play points (5-7-12) in all games • has notched at least one point in the last 12 games, the longest streak on the team this season and longest since Hobey Baker Award winner Brian Bonin scored in 19 straight games during the 1995-96 season • has six or more shots on goal in seven games this season • leads the team with 89 shots on goal • only league player with three shorthanded goals this year - school record for SHG in a single-season is five (Steve Griffith and Peter Hankinson)

### #9 John Pohl .....So., 6-1, 186.....Red Wing, Minn.

Maintained tie for team scoring lead with a goal and two assists in the Dodge Mariucci Classic (9-15-24) • has 7-11-18 in his last 13 games • has centered lines that have produced 19-26-45 in the last 12 games • leads the team in assists (15) • tied for sixth in the WCHA in assists (all games, 15) • tied for fourth place in all games in total points (24) • had 7-10-17 in 42 games last season - has already surpassed goal, assist and point total from freshman campaign • had career-long seven-game point scoring streak earlier this season - has scored a point in 12 of his last 13 games • fourth in the WCHA in power-play points (5-6-11)

### #13 Nate Miller .....Sr., 6-3, 200 .....Anoka, Minn.

Third on the team in goals (8) • already tied his career high for goals in a season (8 as a sophomore) • has played in 118 consecutive games (streak dates back to his freshman season) • posted fifth multiple-point game of the season (third on the team) with 1-1-2 vs. NMU

### #23 Dan Welch.....Fr., 5-11, 193.....Hastings, Minn.

Scored a point in back-to-back games in Mariucci Classic (goal vs. Harvard, assist vs. Northern Michigan) for the first time this season

### #33 Dave Spehar .....Sr., 5-8, 174 .....Duluth, Minn.

Scored a goal in back-to-back games for the first time since Oct. 30-31, 1998 with a marker in both wins of the Dodge Mariucci Classic

## WCHA Standings/Schedule

### CAREER GOALS - CURRENT PLAYERS

|                 |    |
|-----------------|----|
| Dave Spehar     | 57 |
| Erik Westrum    | 29 |
| Nate Miller     | 27 |
| Aaron Miskovich | 20 |
| Rico Pagel      | 17 |
| John Pohl       | 16 |
| Stuart Senden   | 12 |
| Jordan Leopold  | 9  |
| Dylan Mills     | 8  |
| Erik Wendell    | 8  |
| Doug Meyer      | 5  |
| Matt Leimbek    | 4  |
| Mike Lyons      | 3  |
| Ryan Trebil     | 3  |
| Dan Welch       | 3  |
| Nick Anthony    | 2  |
| Pat O'Leary     | 2  |
| Jeff Taffe      | 2  |
| Nick Angell     | 1  |
| Mark Nenovich   | 1  |

### CAREER ASSISTS - CURRENT PLAYERS

|                 |    |
|-----------------|----|
| Dave Spehar     | 63 |
| Erik Westrum    | 49 |
| Nate Miller     | 29 |
| Dylan Mills     | 28 |
| Rico Pagel      | 28 |
| Aaron Miskovich | 25 |
| John Pohl       | 25 |
| Jordan Leopold  | 23 |
| Mike Lyons      | 22 |
| Matt Leimbek    | 17 |
| Nick Angell     | 13 |
| Stuart Senden   | 11 |
| Doug Meyer      | 7  |
| Ben Tharp       | 7  |
| Erik Wendell    | 7  |
| Ryan Trebil     | 6  |
| Jeff Taffe      | 4  |
| Nick Anthony    | 2  |
| Pat O'Leary     | 2  |
| Dan Welch       | 2  |
| Matt DeMarchi   | 1  |
| Mark Nenovich   | 1  |

### CAREER POINTS - CURRENT PLAYERS

|                 |     |
|-----------------|-----|
| Dave Spehar     | 120 |
| Erik Westrum    | 78  |
| Nate Miller     | 56  |
| Rico Pagel      | 45  |
| Aaron Miskovich | 45  |
| John Pohl       | 41  |
| Dylan Mills     | 36  |
| Jordan Leopold  | 32  |
| Mike Lyons      | 25  |
| Stuart Senden   | 23  |
| Matt Leimbek    | 21  |
| Erik Wendell    | 15  |
| Nick Angell     | 14  |
| Doug Meyer      | 12  |
| Ryan Trebil     | 9   |
| Ben Tharp       | 7   |
| Jeff Taffe      | 6   |
| Dan Welch       | 5   |
| Nick Anthony    | 4   |
| Pat O'Leary     | 4   |
| Mark Nenovich   | 2   |
| Matt DeMarchi   | 1   |

### CAREER GAMES - CURRENT PLAYERS

|                 |     |
|-----------------|-----|
| Nate Miller     | 142 |
| Dave Spehar     | 141 |
| Mike Lyons      | 130 |
| Rico Pagel      | 108 |
| Erik Westrum    | 100 |
| Dylan Mills     | 97  |
| Aaron Miskovich | 90  |
| Stuart Senden   | 85  |
| Matt Leimbek    | 81  |
| Ryan Trebil     | 71  |
| John Pohl       | 62  |
| Adam Hauser     | 59  |
| Jordan Leopold  | 57  |
| Nick Angell     | 55  |
| Erik Wendell    | 54  |
| Doug Meyer      | 53  |
| Pat O'Leary     | 26  |
| Mark Nenovich   | 23  |
| Dan Welch       | 19  |
| Jeff Taffe      | 18  |
| Matt DeMarchi   | 18  |
| Ben Tharp       | 17  |
| Nick Anthony    | 13  |
| Pete Samargia   | 3   |

| Team (Overall Record, win %)     | GP | W  | L  | T | Pts | GF | GA | GDif |
|----------------------------------|----|----|----|---|-----|----|----|------|
| North Dakota (15-3-2, .800)      | 14 | 10 | 2  | 2 | 22  | 60 | 33 | +27  |
| Wisconsin (16-5-1, .750)         | 14 | 11 | 3  | 0 | 22  | 54 | 38 | +16  |
| Alaska Anchorage (10-8-0, .556)  | 14 | 8  | 6  | 0 | 16  | 35 | 37 | -2   |
| Colorado College (10-10-1, .500) | 14 | 7  | 6  | 1 | 15  | 46 | 35 | +11  |
| MSU, Mankato (11-8-1, .575)      | 12 | 7  | 5  | 0 | 14  | 44 | 40 | +4   |
| St. Cloud State (9-8-1, .528)    | 12 | 5  | 6  | 1 | 11  | 44 | 35 | +9   |
| Minnesota (8-10-2, .450)         | 12 | 4  | 6  | 2 | 10  | 32 | 33 | -1   |
| Minnesota-Duluth (9-9-0, .500)   | 12 | 5  | 7  | 0 | 10  | 29 | 43 | -14  |
| Denver (9-12-1, .432)            | 14 | 5  | 9  | 0 | 10  | 44 | 52 | -8   |
| Michigan Tech (3-19-0, .136)     | 12 | 1  | 13 | 0 | 2   | 26 | 68 | -42  |

#### This Weekend's Games (all Friday-Saturday series)

Alaska Anchorage @ MSU, Mankato  
 Minnesota-Duluth @ Colorado College  
 Denver @ Minnesota  
 North Dakota @ Wisconsin  
 Michigan Tech @ St. Cloud State

## Season Highs/Lows

### Team

|   |   |
|---|---|
| <b>MOST GOALS/GAME</b>                    | (6) three times, last 12/30 vs. Northern Michigan             |
| <b>LEAST GOALS/GAME</b>                   | (0) 11/5 @ Colorado College                                   |
| <b>MOST ASSISTS/GAME</b>                  | (9) 10/29 vs. Boston College                                  |
| <b>LEAST ASSISTS/GAME</b>                 | (0) 11/5 @ Colorado College                                   |
| <b>MOST GOALS AGAINST/GAME</b>            | (6) 11/27 @ Michigan State                                    |
| <b>LEAST GOALS AGAINST/GAME</b>           | (0) 11/20 vs. Minnesota-Duluth                                |
| <b>MOST ASSISTS AGAINST/GAME</b>          | (10) 11/27 @ Michigan State                                   |
| <b>LEAST ASSISTS AGAINST/GAME</b>         | (0) 11/20 vs. Minnesota-Duluth                                |
| <b>MOST GOALS/PERIOD</b>                  | (3) three times, last 12/30 vs. Northern Mich. - first period |
| <b>MOST GOALS AGAINST/PERIOD</b>          | (3) five times, last 12/10 @ St. Cloud State - second period  |
| <b>MOST POWER PLAY GOALS/GAME</b>         | (3) three times, last 11/20 vs. Minnesota-Duluth              |
| <b>MOST POWER PLAY GOALS ALLOWED/GAME</b> | (3) 11/27 @ Michigan State                                    |
| <b>MOST SHOTS ON GOAL/GAME</b>            | (42) 11/19 vs. Minnesota-Duluth                               |
| <b>LEAST SHOTS ON GOAL/GAME</b>           | (17) 11/5 @ Colorado College                                  |
| <b>MOST SHOTS AGAINST/GAME</b>            | (46) 10/22 vs. North Dakota                                   |
| <b>LEAST SHOTS AGAINST/GAME</b>           | (23) 12/4 @ Alaska Anchorage                                  |
| <b>MOST SHOTS ON GOAL/PERIOD</b>          | (19) 12/10 @ St. Cloud State                                  |
| <b>MOST SHOTS AGAINST/PERIOD</b>          | (20) 10/22 vs. North Dakota                                   |
| <b>MOST PENALTIES/GAME</b>                | (14) 11/26 @ Michigan   |
| <b>LEAST PENALTIES/GAME</b>               | (3) two times, last 12/4 @ Alaska Anchorage                   |
| <b>MOST PIM/GAME</b>                      | (28) 11/26 @ Michigan   |
| <b>LEAST PIM/GAME</b>                     | (6) two times, last 12/4 @ Alaska Anchorage                   |
| <b>MOST OPP. PENALTIES/GAME</b>           | (14) 11/26 @ Michigan   |
| <b>LEAST OPP. PENALTIES/GAME</b>          | (2) 11/12 @ Wisconsin   |
| <b>MOST OPP. PIM/GAME</b>                 | (36) 11/26 @ Michigan   |
| <b>LEAST OPP. PIM/GAME</b>                | (4) 11/12 @ Wisconsin   |
| <b>QUICKEST TWO GOALS</b>                 | (0:46) 10/29 vs. BC - first period (Taffe, Anthony)           |
| <b>QUICKEST THREE GOALS</b>               | (2:43) 11/26 @ Mich. - first period (Miller, Westrum, Senden) |

## Individual

|                           |  |
|---------------------------|--|
| <b>GOALS/GAME</b>         | (3) Erik Westrum, 11/13 @ Wisconsin                            |
| <b>GOALS/PERIOD</b>       | (2) Erik Westrum, 11/13 third period @ Wisconsin               |
| <b>ASSISTS/GAME</b>       | (3) Dave Spehar, 10/29 vs. Boston College                      |
| <b>ASSISTS/PERIOD</b>     | (2) seven times, last Erik Westrum, 12/30 third period vs. NMU |
| <b>POINTS/GAME</b>        | (4) John Pohl, 11/19 vs. Minnesota-Duluth                      |
| <b>POINTS/PERIOD</b>      | (2) 11 times, last Erik Westrum, 12/30 third period vs. NMU    |
| <b>PENALTIES/GAME</b>     | (3) five times, last Dylan Mills, 11/27 @ Michigan St.         |
| <b>PIM/GAME</b>           | (6) five times, last Dylan Mills, 11/27 @ Michigan St.         |
| <b>SHOTS ON GOAL/GAME</b> | (10) Jordan Leopold, 11/20 vs. Minnesota-Duluth                |
| <b>SAVES/GAME</b>         | (44) Adam Hauser, 10/22 vs. North Dakota                       |

## Goals Breakdown

|                              | OPP | MN |
|------------------------------|-----|----|
| 5-on-5                       | 39  | 27 |
| 5-on-4                       | 15  | 20 |
| 6-on-5                       | 2   | 2  |
| 6-on-4                       | 1   | 1  |
| 4-on-5                       | 3   | 4  |
| 4-on-4                       | 1   | 6  |
| 5-on-3                       | 1   | 1  |
| 4-on-3                       | 1   | 4  |
| Power Play                   | 18  | 26 |
| Shorthanded                  | 3   | 4  |
| Empty Net                    | 2   | 1  |
| First Minute of Game         | 1   | 0  |
| First 2 Minutes of Game      | 1   | 0  |
| First 5 Minutes of Game      | 1   | 4  |
| First 10 Minutes of Game     | 3   | 13 |
| First Goal of Game           | 8   | 12 |
| First Minute of Period       | 2   | 1  |
| Last Minute of Period        | 6   | 6  |
| Last Minute of Game          | 7   | 3  |
| Last 5 Minutes of Game       | 10  | 4  |
| To Tie Game - Last 5 Minutes | 2   | 0  |
| To Win Game - Last 5 Minutes | 3   | 1  |
| October                      | 24  | 18 |
| November                     | 23  | 26 |
| December                     | 16  | 21 |
| January                      | 0   | 0  |
| February                     | 0   | 0  |
| March                        | 0   | 0  |
| Unassisted                   | 3   | 7  |
| One Assist                   | 22  | 19 |
| Two Assists                  | 38  | 39 |
| Home                         | 23  | 33 |
| Road                         | 40  | 32 |
| Neutral                      | 0   | 0  |
| Overtime                     | 2   | 1  |

### GOALS SCORED AFTER OPPONENTS' GOAL

|                       | OPP | MN |
|-----------------------|-----|----|
| Less Than One Minute  | 2   | 1  |
| One To Three Minutes  | 6   | 6  |
| Three To Five Minutes | 4   | 3  |

## Goals By Period

**First (21)** - Westrum (6), Mills (4), Miller (2), Wendell, Leopold, Welch, Taffe, Anthony, Senden, Spehar, Pohl, Miskovich

**Second (22)** - Westrum (5), Pohl (4), Spehar (3), Miskovich (2), Roed (2), Welch (2), Meyer, Miller, Anthony, Senden

**Third (21)** - Pohl (4), Miller (4), Westrum (3), Miskovich (2), O' Leary (2), Taffe, Mills, Roed, Senden, Leopold, Nenovich

**Overtime (1)** - Miller

## Stats By Class

| Season        | G-A--Pts | P/M   | Shots | PP | GW |
|---------------|----------|-------|-------|----|----|
| Senior (5)    | 13-15-28 | 29/58 | 99    | 6  | 2  |
| Junior (5)    | 26-28-54 | 42/84 | 190   | 10 | 3  |
| Sophomore (7) | 16-32-48 | 39/78 | 176   | 6  | 1  |
| Freshman (6)  | 10-22-32 | 38/76 | 134   | 4  | 2  |

| Mariucci Classic | G-A--Pts | P/M  | Shots | PP | GW |
|------------------|----------|------|-------|----|----|
| Senior (4)       | 3-3-6    | 1/2  | 7     | 2  | 0  |
| Junior (5)       | 4-6-10   | 5/10 | 21    | 1  | 1  |
| Sophomore (7)    | 3-5-8    | 6/12 | 21    | 0  | 0  |
| Freshman (4)     | 1-3-4    | 1/2  | 16    | 0  | 1  |

## In The News

**Tickets On Sale For 2000 NCAA West Regional At Mariucci:** Ticket packages are now available for the 2000 NCAA West Hockey Regional games at Mariucci Arena from March 24-25. Tickets currently being sold include entry to all four games of the event, and are priced at \$50 for the contests which will decide half of the field for the 2000 NCAA Frozen Four in Providence, R.I. As of Dec. 20, approximately 3,000 seats remained for the event. Game times are 5 p.m. and 8:30 p.m. each evening. The 2000 NCAA East Hockey Regional is being held from March 25-26 at Albany, N.Y.

**Tickets On Sale For 2000 WCHA Final Five At Target Center:** One of college hockey's premier postseason tournaments - the annual NSP WCHA Final Five - returns to Target Center in Minneapolis from March 16-18, 2000. Five-game championship ticket packages are priced at \$76.25 per person. For more information on tickets, please call the Target Center at (612) 673-0900.

**Conference Stats Online:** The WCHA is part of a new college hockey statistical service available through the internet at [www.collegehockeystats.com](http://www.collegehockeystats.com). Information available includes complete team and individual statistics updated after each game, conference standings, team rosters, results and game summaries, and team schedules

**Skate With The Gophers Scheduled For Sunday:** The annual Skate With The Gophers is scheduled for Sun., Jan. 16, 2000 at Mariucci Arena from 1-4 p.m. Skate with members of the Gopher Hockey team, meet Goldy Gopher, and play interactive games. Ice times must be reserved in advance by calling the Gopher Ticket Office at (612) 624-8080 or 1-800-UGOPHER.

## multiple-point games (season/career)

| Player (Games)        | Last Time                     | Record       |
|-----------------------|-------------------------------|--------------|
| John Pohl (8/9)       | 12/29/99 vs. Harvard (2a)     | 5-3-0/6-3-0  |
| Erik Westrum (7/17)   | 12/30/99 vs. NMU (2a)         | 4-3-0/6-9-2  |
| Nate Miller (5/9)     | 12/30/99 @ NMU (1g, 1a)       | 3-2-0/6-3-0  |
| Dylan Mills (3/8)     | 12/3/99 @ UAA (2a)            | 1-2-0/6-2-0  |
| Jordan Leopold (2/6)  | 11/26/99 @ Michigan (2a)      | 2-0-0/2-3-1  |
| Shawn Roed (2/2)      | 11/20/99 vs. UMD (1g, 2a)     | 1-1-0/1-1-0  |
| Dave Spehar (2/26)    | 12/30/99 vs. NMU (1g, 1a)     | 2-0-0/16-7-3 |
| Nick Angell (1/1)     | 12/10/99 @ SCSU (2a)          | 0-1-0/0-1-0  |
| Nick Anthony (1/1)    | 10/29/99 vs. BC (1g, 1a)      | 1-0-0/1-0-0  |
| Aaron Miskovich (1/7) | 12/29/99 vs. Harvard (1g, 1a) | 1-0-0/3-3-1  |
| Mark Nenovich (1/1)   | 12/29/99 vs. Harvard (1g, 1a) | 1-0-0/1-0-0  |
| Stuart Senden (1/3)   | 10/29/99 vs. BC (1g, 1a)      | 1-0-0/2-1-0  |
| Jeff Taffe (1/1)      | 10/29/99 vs. BC (1g, 1a)      | 1-0-0/1-0-0  |
| Ben Tharp (1/1)       | 11/19/99 vs. UMD (2a)         | 1-0-0/1-0-0  |
| Rico Pagel (0/9)      | 2/27/99 @ UMD (1g, 1a)        | 0-0-0/6-3-0  |
| Matt Leimbek (0/3)    | 1/30/99 vs. MTU (1g, 1a)      | 0-0-0/2-1-0  |
| Erik Wendell (0/2)    | 3/5/99 vs. UAA (1g, 1a)       | 0-0-0/2-0-0  |
| Doug Meyer (0/2)      | 3/5/99 vs. WIS (1g, 1a)       | 0-0-0/0-1-1  |
| Mike Lyons (0/1)      | 11/9/96 vs. UND (1g, 1a)      | 0-0-0/1-0-0  |
| Ryan Trebil (0/1)     | 1/17/98 vs. DU (2a)           | 0-0-0/1-0-0  |

## multiple-goal games (season/career)

| Player (Games)        | Last Time                | Record      |
|-----------------------|--------------------------|-------------|
| Erik Westrum (4/7)    | 11/26/99 @ Michigan (2g) | 1-3-0/2-4-1 |
| Nate Miller (1/2)     | 11/6/99 @ CC (2g)        | 1-0-0/1-1-0 |
| John Pohl (1/1)       | 11/19/99 vs. UMD (2g)    | 1-0-0/1-0-0 |
| Dave Spehar (0/5)     | 3/18/99 vs. SCSU (2g)    | 0-0-0/5-0-0 |
| Aaron Miskovich (0/2) | 10/17/98 vs. UMD (2g)    | 0-0-0/2-0-0 |
| Jordan Leopold (0/1)  | 11/27/98 vs. Mich. (2g)  | 0-0-0/0-1-0 |
| Rico Pagel (0/1)      | 12/15/97 vs. SCSU (2g)   | 0-0-0/0-1-0 |
| Stuart Senden (0/1)   | 2/7/98 vs. WIS (2g)      | 0-0-0/1-0-0 |

Minnesota Men - 1999-2000 Schedule & Results

| Date         | Opponent           |    | Result      | Overall Record | Conf Record |
|--------------|--------------------|----|-------------|----------------|-------------|
| Sat Oct 16   | at Maine           | NC | 3- 5 L      | 0- 1- 0        | 0- 0- 0     |
| Sun Oct 17   | at Maine           | NC | 4- 5 L      | 0- 2- 0        | 0- 0- 0     |
| Fri Oct 22   | NORTH DAKOTA       |    | T 2- 2 T OT | 0- 2- 1        | 0- 0- 1     |
| Sat Oct 23   | NORTH DAKOTA       |    | 2- 3 L      | 0- 3- 1        | 0- 1- 1     |
| Fri Oct 29   | BOSTON COLLEGE     | NC | W 6- 5 OT   | 1- 3- 1        | 0- 1- 1     |
| Sat Oct 30   | BOSTON COLLEGE     | NC | 1- 4 L      | 1- 4- 1        | 0- 1- 1     |
| Fri Nov 5    | at Colorado Coll.  |    | 0- 3 L      | 1- 5- 1        | 0- 2- 1     |
| Sat Nov 6    | at Colorado Coll.  |    | W 2- 1      | 2- 5- 1        | 1- 2- 1     |
| Fri Nov 12   | at Wisconsin       |    | 3- 4 L      | 2- 6- 1        | 1- 3- 1     |
| Sat Nov 13   | at Wisconsin       |    | 4- 5 L OT   | 2- 7- 1        | 1- 4- 1     |
| Fri Nov 19   | MINN-DULUTH        |    | W 5- 3      | 3- 7- 1        | 2- 4- 1     |
| Sat Nov 20   | MINN-DULUTH        |    | W 4- 0      | 4- 7- 1        | 3- 4- 1     |
| * Fri Nov 26 | at Michigan        | NC | W 6- 1      | 5- 7- 1        | 3- 4- 1     |
| # Sat Nov 27 | at Michigan State  | NC | 2- 6 L      | 5- 8- 1        | 3- 4- 1     |
| Fri Dec 3    | at Alask-Anchorage |    | 2- 5 L      | 5- 9- 1        | 3- 5- 1     |
| Sat Dec 4    | at Alask-Anchorage |    | W 3- 1      | 6- 9- 1        | 4- 5- 1     |
| Fri Dec 10   | at St. Cloud       |    | 3- 4 L OT   | 6-10- 1        | 4- 6- 1     |
| Sat Dec 11   | ST. CLOUD          |    | T 2- 2 T OT | 6-10- 2        | 4- 6- 2     |
| Wed Dec 15   | VALERENGA          | EX | 5- 7 L      | 6-10- 2        | 4- 6- 2     |
| & Wed Dec 29 | HARVARD            | NC | W 5- 2      | 7-10- 2        | 4- 6- 2     |
| % Thu Dec 30 | NORTHERN MICH.     | NC | W 6- 2      | 8-10- 2        | 4- 6- 2     |
| Fri Jan 14   | DENVER             |    |             | 7:05 pm        |             |
| Sat Jan 15   | DENVER             |    |             | 7:05 pm        |             |
| Fri Jan 21   | at North Dakota    |    |             | 7:35 pm        |             |
| Sat Jan 22   | at North Dakota    |    |             | 7:35 pm        |             |
| Fri Jan 28   | MSU-MANKATO        |    |             | 7:05 pm        |             |
| Sat Jan 29   | MSU-MANKATO        |    |             | 7:05 pm        |             |
| Fri Feb 4    | at Minn-Duluth     |    |             | 7:05 pm        |             |
| Sat Feb 5    | at Minn-Duluth     |    |             | 7:05 pm        |             |
| Fri Feb 11   | COLORADO COLL.     |    |             | 7:05 pm        |             |
| Sat Feb 12   | COLORADO COLL.     |    |             | 7:05 pm        |             |
| Fri Feb 18   | at Michigan Tech.  |    |             | 7:35 pm        |             |
| Sat Feb 19   | at Michigan Tech.  |    |             | 7:05 pm        |             |
| Fri Feb 25   | WISCONSIN          |    |             | 7:05 pm        |             |
| Sat Feb 26   | WISCONSIN          |    |             | 7:05 pm        |             |
| Fri Mar 3    | ST. CLOUD          |    |             | 7:05 pm        |             |
| Sat Mar 4    | at St. Cloud       |    |             | 7:05 pm        |             |

\* - College Hockey Showcase  
# - College Hockey Showcase  
& - Mariucci Classic  
% - Mariucci Classic Championship

| Records | Conf    | Non-Conf | Overall | GF-GA   | Conf   | Non-Conf | Overall |
|---------|---------|----------|---------|---------|--------|----------|---------|
| Overall | 4- 6- 2 | 4- 4- 0  | 8-10- 2 | Overall | 32- 33 | 33- 30   | 65- 63  |
| Home    | 2- 1- 2 | 3- 1- 0  | 5- 2- 2 | Home    | 15- 10 | 18- 13   | 33- 23  |
| Away    | 2- 5- 0 | 1- 3- 0  | 3- 8- 0 | Away    | 17- 23 | 15- 17   | 32- 40  |
| Neutral | 0- 0- 0 | 0- 0- 0  | 0- 0- 0 | Neutral | 0- 0   | 0- 0     | 0- 0    |



M110  
8/11/65h



# GOLDEN GOPHER HOCKEY

**University of Minnesota  
Men's Media Relations**  
**Phone:** (612) 625-4090  
**Fax:** (612) 625-0359  
**Website:** www.gophersports.com  
**Contact:** Brad Ruitter  
**Phone:** (612) 625-4389  
**E-Mail:** ruite001@gold.tc.umn.edu

**WEEKLY RELEASE**  
**January 17, 2000**

**Minnesota (10-10-2, 66-2) @ North Dakota (15-5-2, 104-2)**  
**Engelstad Arena • Grand Forks, N.D.**  
**Friday, January 21 • 7:35 p.m. (CST)**  
**Saturday, January 22 • 7:35 p.m. (CST)**

**SCHEDULE/RESULTS**

|             |                                 |           |
|-------------|---------------------------------|-----------|
| Oct. 16     | #@ Maine                        | L5-3      |
| Oct. 17     | #@ Maine                        | L5-4      |
| Oct. 22     | NORTH DAKOTA                    | T2-2 (ot) |
| Oct. 23     | NORTH DAKOTA                    | L3-2      |
| Oct. 29     | #BOSTON COLL                    | W6-5 (ot) |
| Oct. 30     | #BOSTON COLL                    | L4-1      |
| Nov. 5      | @ Colorado College              | L3-0      |
| Nov. 6      | @ Colorado College              | W2-1      |
| Nov. 12     | @ Wisconsin                     | L4-3      |
| Nov. 13     | @ Wisconsin                     | L5-4 (ot) |
| Nov. 19     | MINN-DULUTH                     | W5-3      |
| Nov. 20     | MINN-DULUTH                     | W4-0      |
| Nov. 26     | #@ Michigan                     | W6-1      |
| Nov. 27     | #@ Michigan State               | L6-2      |
| Dec. 3      | @ Alaska-Anch.                  | L5-2      |
| Dec. 4      | @ Alaska-Anch.                  | W3-1      |
| Dec. 10     | @ St. Cloud State               | L4-3 (ot) |
| Dec. 11     | ST. CLOUD STATE                 | T2-2 (ot) |
| Dec. 15     | *VALERENGA                      | L7-5      |
| Dec. 29     | #HARVARD                        | W5-2      |
| Dec. 30     | #NORTHERN MICH.                 | W6-2      |
| Jan. 14     | DENVER                          | W7-6 (ot) |
| Jan. 15     | DENVER                          | W7-3      |
| Jan. 21     | @ North Dakota                  | 7:35 p.m. |
| Jan. 22     | @ North Dakota                  | 7:35 p.m. |
| Jan. 28     | MSU MANKATO                     | 7:05 p.m. |
| Jan. 29     | MSU MANKATO                     | 7:05 p.m. |
| Feb. 4      | @ Minn-Duluth                   | 7:05 p.m. |
| Feb. 5      | @ Minn-Duluth                   | 7:05 p.m. |
| Feb. 11     | COLORADO COLL                   | 7:05 p.m. |
| Feb. 12     | COLORADO COLL                   | 7:05 p.m. |
| Feb. 18     | @ Michigan Tech                 | 6:35 p.m. |
| Feb. 19     | @ Michigan Tech                 | 6:05 p.m. |
| Feb. 25     | WISCONSIN                       | 7:05 p.m. |
| Feb. 26     | WISCONSIN                       | 7:05 p.m. |
| March 3     | ST. CLOUD STATE                 | 7:05 p.m. |
| March 4     | @ St. Cloud State               | 7:05 p.m. |
| March 10-12 | WCHA FIRST ROUND                |           |
| March 16-18 | WCHA FINAL FIVE                 |           |
|             | (@ Target Center, Minneapolis)  |           |
| March 24-26 | NCAA REGIONALS                  |           |
|             | (@ Mariucci Arena, Minneapolis) |           |
|             | (@ Pepsi Arena, Albany, N.Y.)   |           |
| April 6     | NCAA SEMIFINALS                 |           |
|             | (@ Providence, R.I.)            |           |
| April 8     | NCAA CHAMPIONSHIP               |           |
|             | (@ Providence, R.I.)            |           |

**LAST WEEKEND**

**The Golden Gophers** swept Denver (7-6, ot; 7-3) in a weekend series at Mariucci Arena

**The Sioux** suffered a pair of heartbreaking overtime losses (3-2, 6-5) to Wisconsin last weekend at the Kohl Center in Madison, Wis.

**MEDIA INFORMATION**

**TV: Friday live/Saturday tape-delayed after Golden Gopher basketball @ Wisconsin (appr. 9 p.m.)** on Midwest Sports Channel/Frank Mazzocco-play-by-play; Tom Reid-color

**RADIO: Both games live** on KSTP-AM/Dan Terhaar-play-by-play; Glen Sonmor-color

**INTERVIEWS:** The coaching staff and players are available for interviews on **WEDNESDAYS** by request through the media relations office. **During the second half of the season, the men's team will have ice time between 4:00 - 6:30 for practice. Interview times on Wednesdays are from 2:45 - 3:30 and after practice (6:30).** The Golden Gopher locker room is CLOSED to the media at all times. Postgame interviews should be done outside the locker room after a 10 minute cooling off period.

**All-Time Series vs. Sioux:** Minnesota leads 120-105-10

**Last Time vs. Sioux:** (Oct. 22-23) - Sophomore G Adam Hauser (Bovey, Minn.) kicked away 44 of 46 shots to preserve a 2-2 tie in game one of the series, before North Dakota edged the Golden Gophers 3-2 in game two. Hauser's efforts on the weekend (74 saves in 79 shots) earned him WCHA Defensive Player of the Week honors • Minnesota was 2-for-14 (.143) on the power play, while UND was 2-for-10 (.200) with the man advantage

**Last Season in Grand Forks:** (Jan. 22-23, 1999) - North Dakota pulled out two one-goal wins (5-4, 6-5) at Engelstad Arena. The Sioux, who were led by Jeff Panzer's four goal-effort in games one, utilized six more power-play opportunities into a 5-2 edge in power-play goals on the weekend. The Golden Gophers jumped out to a 3-0 lead in game two, and held second-period leads of 4-1 and 5-3 before the Sioux battled back to claim victory.

**Series Notes:** Minnesota owned a 25-17-6 edge in the '90s • North Dakota has an 8-0-2 advantage in the last 10 games - the last time Minnesota won in the series was a 6-5 victory on Oct. 31, 1997 at Mariucci Arena • the Sioux have won the last nine contests in Grand Forks - Minnesota's last win on UND home ice was a 7-2 win on Feb. 12, 1994 • the last 10 regular-season meetings have been decided by a total of 11 goals, with two of the goals empty-net tallies

**TEAM COMPARISONS**

|                     | North Dakota  | Minnesota     |
|---------------------|---------------|---------------|
| Power Play          | 21/91 (.231)  | 32/120 (.267) |
| League Power Play   | 14/66 (.212)  | 20/70 (.286)  |
| Penalty Kill        | 86/104 (.827) | 97/118 (.822) |
| League Penalty Kill | 62/76 (.816)  | 55/65 (.846)  |
| Last 10 Games       | 6-3-1 (.650)  | 6-3-1 (.650)  |
| Home                | 5-2-1 (.688)  | 7-2-2 (.727)  |
| Road                | 8-3-1 (.708)  | 3-8-0 (.273)  |
| Goals/Game          | 4.32          | 3.59          |
| Goals Allowed/Game  | 2.64          | 3.27          |
| Penalties/Game      | 7.36          | 8.05          |
| Shots On Goal/Game  | 36.55         | 30.59         |

**Current Scoring vs. North Dakota**

| Player (games)       | G-A--Pts | Notes                            |
|----------------------|----------|----------------------------------|
| Dave Spehar (16)     | 6-13--19 | 5a in Mariucci games last yr.    |
| Aaron Miskovich (11) | 4-5--9   | 3 mult. pt games                 |
| Erik Westrum (11)    | 2-7--9   | 2a on 1/23/99                    |
| Nate Miller (16)     | 4-3--7   | 2g at UND as a sophomore         |
| Mike Lyons (16)      | 1-5--6   | assist on Leimbek goal 1/23/99   |
| Dylan Mills (11)     | 3-1--4   | all career goals vs. UND         |
| Jordan Leopold (8)   | 2-1--3   | first career goal on 11/13/98    |
| Rico Pagel (12)      | 1-2--3   | 1g, 1a in 6-4 loss on 1/31/97    |
| Matt Leimbek (10)    | 1-2--3   | first career goal on 1/23/99     |
| Erik Wendell (6)     | 2-0--2   | goal in Final Five game last yr. |
| John Pohl (7)        | 0-2--2   | assist in Final Five last yr.    |
| Stuart Senden (10)   | 0-2--2   | assist on goal on 10/31/97       |
| Dan Welch (2)        | 1-0--1   | first career goal                |
| Nick Angell (7)      | 0-1--1   | assist on goal on 1/23/99        |
| Ryan Trebil (9)      | 0-1--1   | assist on goal on 11/14/98       |
| Doug Meyer (5)       | 0-1--1   | assist on Spehar goal last nt.   |
| Jeff Taffe (2)       | 0-1--1   | first career point last night    |
| Ben Tharp (1)        | 0-1--1   | first career point in first game |

\*- exhibition game  
 #- nonconference game  
 all game times are Central  
 game times are subject to change

## 1999-2000 RECORD WHEN

|                                      |         |
|--------------------------------------|---------|
| Overall Record                       | 10-10-2 |
| WCHA Record                          | 6-6-2   |
| Home Record                          | 7-2-2   |
| Road Record                          | 3-8-0   |
| Neutral Site Record                  | 0-0-0   |
| Last 20 Games                        | 10-8-2  |
| Last 10 Games                        | 6-3-1   |
| Last 5 Games                         | 4-0-1   |
| Scoring A Power-Play Goal            | 10-7-1  |
| Not Scoring A Power-Play Goal        | 0-3-1   |
| Allowing A Power-Play Goal           | 7-7-2   |
| Not Allowing A Power-Play Goal       | 3-3-0   |
| Scoring A Short-Handed Goal          | 3-2-0   |
| Allowing A Short-Handed Goal         | 1-2-0   |
| 10 Or More Penalties                 | 5-3-0   |
| Fewer Than 10 Penalties              | 5-7-2   |
| More Penalties Than Opponent         | 5-4-0   |
| Fewer Penalties Than Opponent        | 3-5-2   |
| Same Amount Of Penalties             | 2-1-0   |
| In One-Goal Games                    | 3-5-0   |
| In Two-Goal Games                    | 2-1-0   |
| In Three-Goal or More Games          | 5-4-0   |
| In Overtime Games                    | 2-2-2   |
| Scoring 4 or More Goals              | 8-2-0   |
| Scoring 3 or Fewer Goals             | 2-8-2   |
| Scoring 3 or More Goals              | 9-5-0   |
| Scoring 2 or Fewer Goals             | 1-5-2   |
| Allowing 4 or More Goals             | 2-8-0   |
| Allowing 3 or Fewer Goals            | 8-2-2   |
| Scoring First Goal Of Game           | 6-4-2   |
| Opponents Score First                | 4-6-0   |
| Leading After One Period             | 7-3-1   |
| Trailing After One Period            | 0-4-0   |
| Tied After One Period                | 3-3-1   |
| Scoring First Goal Of Second Period  | 8-4-1   |
| Leading After Two Periods            | 10-0-2  |
| Trailing After Two Periods           | 0-8-0   |
| Tied After Two Periods               | 0-2-0   |
| Scoring First Goal Of Third Period   | 7-6-0   |
| Having 10-19 Shots On Goal           | 1-1-0   |
| Having 20-29 Shots On Goal           | 2-5-0   |
| Having 30-39 Shots On Goal           | 6-4-2   |
| Having 40 or More Shots On Goal      | 1-0-0   |
| Allowing Fewer Than 10 Shots On Goal | 0-0-0   |
| Allowing 10-19 Shots On Goal         | 0-0-0   |
| Allowing 20-29 Shots On Goal         | 2-3-0   |
| Allowing 30-39 Shots On Goal         | 5-7-0   |
| Allowing 40 or More Shots On Goal    | 3-0-2   |
| Outshooting Opponent                 | 3-4-0   |
| Opponent Outshoots Minnesota         | 6-6-2   |
| Shots Are Even                       | 1-0-0   |
| October                              | 1-4-1   |
| November                             | 4-4-0   |
| December                             | 3-2-1   |
| January                              | 2-0-0   |
| February                             | 0-0-0   |
| March                                | 0-0-0   |
| Wednesdays                           | 1-0-0   |
| Thursdays                            | 1-0-0   |
| Fridays                              | 4-4-1   |
| Saturdays                            | 4-5-1   |
| Sundays                              | 0-1-0   |
| Series Record                        | 2-4-4   |
| Games Following A Win                | 5-4-0   |
| Games Following A Loss               | 4-4-2   |
| Games Following A Tie                | 1-1-0   |

## News & Notes

**The Coaches:** Minnesota Head Coach **Don Lucia** is in his first season with the Golden Gophers. Lucia, who has compiled a record of 289-165-30 (.628) in 13 seasons overall as a head coach, led Colorado College to the NCAA Tournament in each of the last four seasons. Lucia was 166-68-18 (.694) in six seasons with the Tigers, and is 125-55-18 (.677) in WCHA games. Lucia has a career record of 10-14-3 (.426) vs. North Dakota, including a mark of 4-7-1 at Engelstad Arena. North Dakota Head Coach **Dean Blais** is in his sixth season at the helm of the Fighting Sioux program, with a career record of 145-65-12 (.680).

**Coach Lucia On The Air:** Coach Lucia's regular weekly media appearances are as follows: KSTP-AM (1500) - Thursday mornings (7:45) with Barbara Carlson, Saturday mornings (11:50) with Joe Southeray, and the pre-game and post-game shows before and following games; WCCO-AM (830) - Friday mornings with Dave Lee, and Friday evenings (6:40) with Mike Max; MSC - The Don Lucia Show which airs one hour before each MSC telecast

**Sweeping Notes:** The last time Minnesota won a pair of games in Grand Forks was March 6-7, 1992 (10-1, 5-3), but the last time North Dakota won two straight on Golden Gopher home ice was Feb. 15-16, 1980. However, there were 11 times in the 1990s when the home team swept a pair of games from the visiting team.

**Close But No Cigar:** North Dakota and Minnesota have been defeated by league-leader Wisconsin four times this season, with all four games one-goal contests decided on the final shot of the game (three overtime games).

**Don't Blink:** On three occasions in the October games against North Dakota at Mariucci Arena, back-to-back goals were scored within 22 seconds or less of each other. In the 2-2 tie, Minnesota answered a second-period North Dakota goal in just 19 seconds. In the 3-2 Sioux win the following evening, the Golden Gophers responded to a first-period UND goal only 16 seconds later, with North Dakota icing the game away with back-to-back markers 22 seconds apart in the second period.

**Don't Blink II:** Minnesota's five first-period goals in Friday night's win over Denver were scored in a span of 9:05. On two other occasions last weekend, the Golden Gophers answered Pioneer goals in 1:01 (Fri.) and :21 (Sat.). Denver contributed to the "quick-strike" weekend with a pair of goals in the final :24 of Friday's game to force overtime.

**Pohl Position:** Sophomore F John Pohl (Red Wing, Minn.) has been the catalyst for much of the Golden Gopher success of late. The second-year player has centered a line (different combinations) that have produced 24 goals and 37 assists for 61 points over the last 14 games. Pohl, who has 10-16--26 in his last 15 games, centered a line with junior F Aaron Miskovich (Grand Rapids, Minn.) and freshman F Dan Welch (Hastings, Minn.) that had 5-11--16 in last weekend's sweep of Denver.

**Things Are Looking Up:** Minnesota reached the .500 mark with a sweep of Denver last weekend - the last time the Golden Gophers saw even ground was a 5-5-2 record after a 5-3 loss to North Dakota at Mariucci Arena on Nov. 14, 1998.

**Power Play Success Continues:** Minnesota's power play has clicked on 25 of their last 74 (.338) man advantage opportunities dating back to the third period of the Nov. 6 game at Colorado College. The Golden Gophers, who lead the WCHA in power-play percentage both overall and in league games, were 6-for-14 (.429) on the power play last weekend against Denver. On five different occasions this season through 22 games, Minnesota has scored three or more power-play goals in a game - last season, the Golden Gophers scored three or more goals on the power play just four times the entire season (43 games)

**Mini-Streak:** Minnesota's four-game winning streak is its first of that length since winning six straight games from Feb. 22 to March 14, 1997. Three of those wins were in the postseason - the last time Minnesota won four games in a row during the regular season was a six-game winning streak from Nov. 2 to Nov. 22, 1996. In three of the four games during Minnesota's streak, their opponent has scored first.

**Scoring Drought Solved?:** By scoring seven goals in back-to-back wins last weekend, Minnesota has now scored five or more goals in its last four games and totalled 40 goals in its last seven wins. The last time the Golden Gophers scored seven or more goals in back-to-back games was a 7-3 win vs. Wisconsin and an 8-2 win over Alaska Anchorage (March 1 and 7, 1997).

**Specialty Team Specialists:** The Golden Gophers have outnumbered their opponents 45-29 in all non-five-on-five situations this season, but have been outscored 43-34 in full strength occasions.



## THE LAST TIME IT HAPPENED

### Minnesota Swept A Road Series:

February 26-27, 1999 @ Minnesota-Duluth (4-1, 10-7)

### Minnesota Was Swept In A Road Series:

November 12-13, 1999 @ Wisconsin (4-3, 5-4 ot)

### Minnesota Swept A Home Series:

January 14-15, 2000 vs. Denver (7-6, ot; 7-3)

### Minnesota Was Swept In A Home Series:

November 6-7, 1998 vs. Colorado College (7-1, 6-1)

### Minnesota Shut Out An Opponent:

November 20, 1999 vs. Minnesota-Duluth (Adam Hauser, 4-0)

### An Opponent Shut Out Minnesota:

November 5, 1999 @ Colorado College (Jeff Sanger, 3-0)

### Minnesota Player Scored A Hat Trick:

January 15, 2000 vs. Denver (John Pohl, 7-3 Minnesota win)

### Minnesota Player Scored A Pure Hat Trick:

February 26, 1999 @ Minnesota-Duluth (Wyatt Smith, 4-1 Minnesota win)

### An Opponent Scored A Hat Trick:

January 22, 1999 @ North Dakota (Jeff Panzer, four goals, 5-4, Minnesota loss)

### Minnesota Player Scored Four Goals In A

Game: February 27, 1999 @ Minnesota-Duluth (Reggie Berg, 10-7 Minnesota win)

### Minnesota Won When Trailing After Two Periods:

March 14, 1997 vs. St. Cloud State at WCHA Final Five (5-4 Minnesota overtime win/trailing 4-3 heading into third period)

### Minnesota Had 50 or More Shots On Goal In A

Game: February 27, 1999 @ Minnesota-Duluth (54 shots, 10-7 Minnesota win)

### Opponent Had 50 or More Shots On Goal In A

Game: January 31, 1997 @ North Dakota (51 shots, 6-4 Minnesota loss)

### Minnesota Player Scored A Shorthanded Goal:

January 15, 2000 vs. Denver (John Pohl, first period, 7-3 Minnesota win)

### Minnesota Won In Overtime:

January 14, 2000 vs. Denver (7-6)

### Minnesota Lost In Overtime:

November 13, 1999 @ Wisconsin (5-4)

### Minnesota Tied In Overtime:

October 22, 1999 vs. North Dakota (2-2)

### Minnesota Scored 10 Goals Or More In A

Game: February 27, 1999 @ Minnesota-Duluth (10-7 Minnesota win)

### Opponent Scored 10 Goals Or More In A

Game: January 30, 1993 @ Michigan Tech (10-2 Minnesota loss)

## Did You Know & Player Notes

**Did You Know:** Minnesota has outscored opponents 15-5 in the first 10:00 of games this season, but are on the short end of a 12-6 margin in the final 5:00 of game time • the Golden Gophers own a 28-12 edge overall in the first period of games this season, including a 7-2 edge last weekend against Denver • Minnesota is 10-0-2 this season when leading after two periods, but is 0-10-0 when tied or trailing after two frames - the Golden Gophers have not won in their last 38 games they have trailed after two periods (0-33-5) • Minnesota leads the WCHA (league games only) in net special teams (+11) • nine players totalled at least one point in Friday's 7-6 overtime win vs. Denver, with 11 skaters tallying a point or more in Saturday's 7-3 victory • Minnesota had five players post multiple-point games in Friday's win vs. Denver and three players with more than one point in Saturday's victory against the Pioneers • Reggie Berg scored the second fastest goal to start a game in school history just :07 into the Nov. 1, 1997 game against North Dakota at Mariucci Arena

### #1 Adam Hauser .....So., 6-3, 202 .....Bovey, Minn.

Has started 58 of the last 59 games in net for Minnesota, with the lone exception being a Oct. 17 start by freshman Pete Samargia in Maine • stopped 73 of 77 shots in earning MVP honors in the Dodge Mariucci Classic • kicked away all 31 shots to post his fourth career shutout on Nov. 20 against UMD • posted a career high 44 saves to help preserve a 2-2 tie with North Dakota on Oct. 22 at Mariucci Arena • posted a .940 saves percentage or better in eight games this season and in four of the last seven contests • named WCHA Defensive Player of the Week on two occasions this season (Oct. 25 and Jan. 3)

### #3 Jordan Leopold .....So., 6-1, 208 .....Robbinsdale, Minn.

Scored overtime goal with seven seconds remaining in Friday's 7-6 win over Denver • finished weekend with two goals and two assists in first action back after a stint on the U.S. Junior National Team

### #4 Dylan Mills .....Jr., 5-11, 202 .....Duluth, Minn.

Will play in his 100th career game Friday night at North Dakota • scored his first career goal after Dec. 1 by notching the game-winning tally in a 6-2 win over Northern Michigan in the championship game of the Mariucci Classic • scored just three goals in 78 career games before this season - has five goals in 21 games played this season • four of his five goals this season have come in the first period

### #7 Erik Westrum .....Jr., 6-0, 195 .....Apple Valley, Minn.

Has 20-29-49 in his last 42 games • has 11 goals in his last 12 games including his first career hat trick at Wisconsin on Nov. 13 • has three straight multiple-point games after 1-2--3 in Friday's 7-6 win over Denver • forced to sit out last Saturday's 7-3 win over Denver after a DQ penalty in the third period of Friday's win • leads the team with 15 goals - second on the team with 27 points (15 goals, 12 assists) • has scored 12 of his 15 goals in the first or second periods • sixth in the WCHA in scoring (all games, 15-12--27) • tied for second in the league in goal scoring (all games, 15) • tied for second in the WCHA in power play points (6-8--14) in all games • has notched at least one point in his last 13 games, the longest streak on the team this season and longest since Brian Bonin scored in 19 straight games during the 1995-96 season • only league player with three short-handed goals this year

### #9 John Pohl .....So., 6-1, 186 .....Red Wing, Minn.

Enjoyed outstanding weekend with four assists Friday night and a hat trick and an assist Saturday night against Denver • hat trick included a shorthanded goal, an even strength goal, and a power-play goal • leads the team in scoring (12-20--32) • has 10-15--25 in his last 15 games • tied for second in the WCHA in scoring (league games, 9-13--22) • in third place in all games in total points (32) • had 7-10--17 in 42 games last season - has already surpassed goal, assist and point total from freshman campaign • had career-long seven-game point scoring streak earlier this season - has scored a point in 14 of his last 15 games • leads the WCHA in power-play points in all games (6-9--15) and league games only (5-7--12) • tied for league lead with five power-play goals • has posted four points in a game on three occasions this season • has at least one point in nine of 11 road games this season

### #13 Nate Miller .....Sr., 6-3, 200 .....Anoka, Minn.

Third on the team in goals (8) and tied for third in scoring (8-9--17) • already tied his career high for goals in a season (8 as a sophomore) • has played in 120 consecutive games (streak dates back to his freshman season)

### #25 Pat O'Leary .....So., 6-3, 213 .....Robbinsdale, Minn.

First multiple-point and multiple-goal game of his career with a pair of markers in Saturday's 7-3 win over Denver • finished weekend with three goals • had not scored a goal in his first 20 career games - has five goals in his last eight contests

### #27 Aaron Miskovich .....Jr., 6-0, 190 .....Grand Rapids, Minn.

Had a career high four assists in Saturday's 7-3 win after scoring a pair of goals in Friday's 7-6 win over Denver • the six-point weekend was a career high for points in a series • led the team with nine shots on goal in last weekend's series • tied for third on the squad in scoring (7-10--17)

## WCHA Standings/Schedule

### CAREER GOALS - CURRENT PLAYERS

|                 |    |
|-----------------|----|
| Dave Spehar     | 57 |
| Erik Westrum    | 30 |
| Nate Miller     | 27 |
| Aaron Miskovich | 22 |
| John Pohl       | 19 |
| Rico Pagel      | 17 |
| Stuart Senden   | 12 |
| Jordan Leopold  | 11 |
| Dylan Mills     | 8  |
| Erik Wendell    | 8  |
| Matt Leimbek    | 5  |
| Doug Meyer      | 5  |
| Pat O'Leary     | 5  |
| Nick Anthony    | 3  |
| Mike Lyons      | 3  |
| Ryan Trebil     | 3  |
| Dan Welch       | 3  |
| Nick Angell     | 2  |
| Jeff Taffe      | 2  |
| Mark Nenovich   | 1  |

### CAREER ASSISTS - CURRENT PLAYERS

|                 |    |
|-----------------|----|
| Dave Spehar     | 64 |
| Erik Westrum    | 51 |
| Nate Miller     | 32 |
| John Pohl       | 30 |
| Dylan Mills     | 29 |
| Aaron Miskovich | 29 |
| Rico Pagel      | 28 |
| Jordan Leopold  | 25 |
| Mike Lyons      | 22 |
| Matt Leimbek    | 17 |
| Nick Angell     | 13 |
| Stuart Senden   | 12 |
| Doug Meyer      | 7  |
| Ben Tharp       | 7  |
| Erik Wendell    | 7  |
| Ryan Trebil     | 6  |
| Jeff Taffe      | 5  |
| Dan Welch       | 4  |
| Nick Anthony    | 2  |
| Pat O'Leary     | 2  |
| Matt DeMarchi   | 1  |
| Mark Nenovich   | 1  |

### CAREER POINTS - CURRENT PLAYERS

|                 |     |
|-----------------|-----|
| Dave Spehar     | 121 |
| Erik Westrum    | 81  |
| Nate Miller     | 59  |
| Aaron Miskovich | 51  |
| John Pohl       | 49  |
| Rico Pagel      | 45  |
| Dylan Mills     | 37  |
| Jordan Leopold  | 36  |
| Mike Lyons      | 25  |
| Stuart Senden   | 24  |
| Matt Leimbek    | 22  |
| Nick Angell     | 15  |
| Erik Wendell    | 15  |
| Doug Meyer      | 12  |
| Ryan Trebil     | 9   |
| Pat O'Leary     | 7   |
| Ben Tharp       | 7   |
| Jeff Taffe      | 7   |
| Dan Welch       | 7   |
| Nick Anthony    | 5   |
| Mark Nenovich   | 2   |
| Matt DeMarchi   | 1   |

### CAREER GAMES - CURRENT PLAYERS

|                 |     |
|-----------------|-----|
| Nate Miller     | 144 |
| Dave Spehar     | 143 |
| Mike Lyons      | 131 |
| Rico Pagel      | 108 |
| Erik Westrum    | 101 |
| Dylan Mills     | 99  |
| Aaron Miskovich | 92  |
| Stuart Senden   | 87  |
| Matt Leimbek    | 83  |
| Ryan Trebil     | 72  |
| John Pohl       | 64  |
| Adam Hauser     | 61  |
| Jordan Leopold  | 59  |
| Nick Angell     | 57  |
| Erik Wendell    | 56  |
| Doug Meyer      | 54  |
| Pat O'Leary     | 28  |
| Mark Nenovich   | 24  |
| Dan Welch       | 21  |
| Jeff Taffe      | 20  |
| Matt DeMarchi   | 20  |
| Ben Tharp       | 18  |
| Nick Anthony    | 15  |
| Pete Samargia   | 3   |

| Team (Overall Record, win %)     | GP | W  | L  | T | Pts | GF | GA | GDif |
|----------------------------------|----|----|----|---|-----|----|----|------|
| Wisconsin (18-5-1, .771)         | 16 | 13 | 3  | 0 | 26  | 63 | 45 | +18  |
| North Dakota (15-5-2, .727)      | 16 | 10 | 4  | 2 | 22  | 67 | 42 | +25  |
| Alaska Anchorage (11-8-1, .575)  | 16 | 9  | 6  | 1 | 19  | 40 | 40 | even |
| Colorado College (11-11-1, .500) | 16 | 8  | 7  | 1 | 17  | 51 | 38 | +13  |
| St. Cloud State (11-8-1, .575)   | 14 | 7  | 6  | 1 | 15  | 52 | 37 | +15  |
| MSU, Mankato (11-9-2, .545)      | 14 | 7  | 6  | 1 | 15  | 47 | 45 | +2   |
| Minnesota (10-10-2, .500)        | 14 | 6  | 6  | 2 | 14  | 46 | 42 | +4   |
| Minnesota-Duluth (10-10-0, .500) | 14 | 6  | 8  | 0 | 12  | 32 | 48 | -16  |
| Denver (9-14-1, .396)            | 16 | 5  | 11 | 0 | 10  | 53 | 66 | -13  |
| Michigan Tech (3-21-0, .125)     | 16 | 1  | 15 | 0 | 2   | 28 | 76 | -48  |

### This Weekend's Games (all Friday-Saturday series)

Alaska Anchorage @ St. Cloud State  
 Colorado College @ Denver  
 Minnesota @ North Dakota  
 Minnesota-Duluth @ Michigan Tech  
 Wisconsin @ MSU, Mankato

## Season Highs/Lows

### Team

|   |   |
|---|---|
| <b>MOST GOALS/GAME</b>                    | (7) two times, last 1/15 vs. Denver                           |
| <b>LEAST GOALS/GAME</b>                   | (0) 11/5 @ Colorado College                                   |
| <b>MOST ASSISTS/GAME</b>                  | (11) two times, last 1/15 vs. Denver                          |
| <b>LEAST ASSISTS/GAME</b>                 | (0) 11/5 @ Colorado College                                   |
| <b>MOST GOALS AGAINST/GAME</b>            | (6) two times, last 1/14 vs. Denver                           |
| <b>LEAST GOALS AGAINST/GAME</b>           | (0) 11/20 vs. Minnesota-Duluth                                |
| <b>MOST ASSISTS AGAINST/GAME</b>          | (10) 11/27 @ Michigan State                                   |
| <b>LEAST ASSISTS AGAINST/GAME</b>         | (0) 11/20 vs. Minnesota-Duluth                                |
| <b>MOST GOALS/PERIOD</b>                  | (5) 1/14 vs. Denver - first period                            |
| <b>MOST GOALS AGAINST/PERIOD</b>          | (3) six times, last 1/14 vs. Denver - third period            |
| <b>MOST POWER PLAY GOALS/GAME</b>         | (3) five times, last 1/15 vs. Denver                          |
| <b>MOST POWER PLAY GOALS ALLOWED/GAME</b> | (3) 11/27 @ Michigan State                                    |
| <b>MOST SHOTS ON GOAL/GAME</b>            | (42) 11/19 vs. Minnesota-Duluth                               |
| <b>LEAST SHOTS ON GOAL/GAME</b>           | (17) 11/5 @ Colorado College                                  |
| <b>MOST SHOTS AGAINST/GAME</b>            | (47) 1/14 vs. Denver  |
| <b>LEAST SHOTS AGAINST/GAME</b>           | (23) 12/4 @ Alaska Anchorage                                  |
| <b>MOST SHOTS ON GOAL/PERIOD</b>          | (19) 12/10 @ St. Cloud State                                  |
| <b>MOST SHOTS AGAINST/PERIOD</b>          | (20) 10/22 vs. North Dakota                                   |
| <b>MOST PENALTIES/GAME</b>                | (14) two times, last 1/14 vs. Denver                          |
| <b>LEAST PENALTIES/GAME</b>               | (3) two times, last 12/4 @ Alaska Anchorage                   |
| <b>MOST PIM/GAME</b>                      | (39) 1/14 vs. Denver  |
| <b>LEAST PIM/GAME</b>                     | (6) two times, last 12/4 @ Alaska Anchorage                   |
| <b>MOST OPP. PENALTIES/GAME</b>           | (14) two times, last 1/15 vs. Denver                          |
| <b>LEAST OPP. PENALTIES/GAME</b>          | (2) 11/12 @ Wisconsin   |
| <b>MOST OPP. PIM/GAME</b>                 | (36) 11/26 @ Michigan   |
| <b>LEAST OPP. PIM/GAME</b>                | (4) 11/12 @ Wisconsin   |
| <b>QUICKEST TWO GOALS</b>                 | (0:46) 10/29 vs. BC - first period (Taffe, Anthony)           |
| <b>QUICKEST THREE GOALS</b>               | (2:43) 11/26 @ Mich. - first period (Miller, Westrum, Senden) |

## Individual

|                           |  |
|---------------------------|--|
| <b>GOALS/GAME</b>         | (3) two times, last John Pohl, 1/15 vs. Denver                   |
| <b>GOALS/PERIOD</b>       | (2) two times, last John Pohl, 1/15 first period vs. Denver      |
| <b>ASSISTS/GAME</b>       | (4) two times, last Aaron Miskovich, 1/15 vs. Denver             |
| <b>ASSISTS/PERIOD</b>     | (2) 11 times, last Aaron Miskovich, 1/15 first period vs. Denver |
| <b>POINTS/GAME</b>        | (4) four times, last Pohl and Miskovich, 1/15 vs. Denver         |
| <b>POINTS/PERIOD</b>      | (3) Erik Westrum, 1/14 first period vs. Denver                   |
| <b>PENALTIES/GAME</b>     | (4) Erik Westrum, 1/14 vs. Denver                                |
| <b>PIM/GAME</b>           | (19) Erik Westrum, 1/14 vs. Denver                               |
| <b>SHOTS ON GOAL/GAME</b> | (10) Jordan Leopold, 11/20 vs. Minnesota-Duluth                  |
| <b>SAVES/GAME</b>         | (44) Adam Hauser, 10/22 vs. North Dakota                         |

## Goals Breakdown

|                              | OPP | MN |
|------------------------------|-----|----|
| 5-on-5                       | 43  | 34 |
| 5-on-4                       | 18  | 25 |
| 6-on-5                       | 4   | 2  |
| 6-on-4                       | 1   | 1  |
| 4-on-5                       | 3   | 5  |
| 4-on-4                       | 1   | 6  |
| 5-on-3                       | 1   | 2  |
| 4-on-3                       | 1   | 4  |
| Power Play                   | 21  | 32 |
| Shorthanded                  | 3   | 5  |
| Empty Net                    | 2   | 1  |
| First Minute of Game         | 2   | 0  |
| First 2 Minutes of Game      | 2   | 0  |
| First 5 Minutes of Game      | 3   | 4  |
| First 10 Minutes of Game     | 5   | 15 |
| First Goal of Game           | 10  | 12 |
| First Minute of Period       | 3   | 1  |
| Last Minute of Period        | 8   | 7  |
| Last Minute of Game          | 9   | 4  |
| Last 5 Minutes of Game       | 12  | 6  |
| To Tie Game - Last 5 Minutes | 3   | 0  |
| To Win Game - Last 5 Minutes | 3   | 2  |
| October                      | 24  | 18 |
| November                     | 23  | 26 |
| December                     | 16  | 21 |
| January                      | 9   | 14 |
| February                     | 0   | 0  |
| March                        | 0   | 0  |
| Unassisted                   | 3   | 7  |
| One Assist                   | 27  | 25 |
| Two Assists                  | 42  | 47 |
| Home                         | 32  | 47 |
| Road                         | 40  | 32 |
| Neutral                      | 0   | 0  |
| Overtime                     | 2   | 2  |

### GOALS SCORED AFTER OPPONENTS' GOAL

|                       | OPP | MN |
|-----------------------|-----|----|
| Less Than One Minute  | 3   | 2  |
| One To Three Minutes  | 6   | 8  |
| Three To Five Minutes | 4   | 4  |

## Goals By Period

**First (28)** - Westrum (7), Mills (4), Pohl (3), Leopold (2), Miller (2), Miskovich (2), Wendell, Welch, Taffe, Anthony, Senden, Spehar, Leimbek, O'Leary

**Second (26)** - Pohl (5), Westrum (5), Spehar (3), Miskovich (3), Roed (2), Welch (2), Meyer, Miller, Anthony, Senden, Angell, O'Leary

**Third (23)** - Pohl (4), Miller (4), O' Leary (3), Westrum (3), Miskovich (2), Taffe, Mills, Roed, Senden, Leopold, Nenovich, Anthony

**Overtime (2)** - Miller, Leopold

## Stats By Class

| Season        | G-A--Pts | P/M    | Shots | PP | GW |
|---------------|----------|--------|-------|----|----|
| Senior (5)    | 13-19-32 | 32/64  | 109   | 6  | 2  |
| Junior (5)    | 30-36-66 | 48/107 | 209   | 12 | 3  |
| Sophomore (7) | 25-39-54 | 47/94  | 200   | 10 | 3  |
| Freshman (6)  | 11-25-36 | 45/90  | 150   | 4  | 2  |

| Last Weekend  | G-A--Pts | P/M  | Shots | PP | GW |
|---------------|----------|------|-------|----|----|
| Senior (4)    | 0-4-4    | 3/6  | 10    | 0  | 0  |
| Junior (5)    | 4-8-12   | 6/23 | 19    | 2  | 0  |
| Sophomore (7) | 9-7-16   | 8/16 | 24    | 4  | 2  |
| Freshman (5)  | 1-3-4    | 7/14 | 16    | 0  | 0  |

## In The News

**Tickets On Sale For 2000 NCAA West Regional At Mariucci:** Ticket packages are now available for the 2000 NCAA West Hockey Regional games at Mariucci Arena from March 24-25. Tickets currently being sold include entry to all four games of the event, and are priced at \$50 for the contests which will decide half of the field for the 2000 NCAA Frozen Four in Providence, R.I. As of Jan. 17, less than 2,000 seats remained for the event. Game times are 5 p.m. and 8:30 p.m. each evening. The 2000 NCAA East Hockey Regional is being held from March 25-26 at Albany, N.Y.

**Tickets On Sale For 2000 WCHA Final Five At Target Center:** One of college hockey's premier postseason tournaments - the annual NSP WCHA Final Five - returns to Target Center in Minneapolis from March 16-18, 2000. Five-game championship ticket packages are priced at \$76.25 per person. For more information on tickets, please call the Target Center at (612) 673-0900.

**Conference Stats Online:** The WCHA is part of a new college hockey statistical service available through the internet at [www.collegehockeystats.com](http://www.collegehockeystats.com). Information available includes complete team and individual statistics updated after each game, conference standings, team rosters, results and game summaries, and team schedules

**Home State Schedule:** After this weekend's trek to North Dakota, the Golden Gophers will finish the regular season with 10 of their last 12 games in the state of Minnesota. The team will play seven games at Mariucci Arena to go along with a pair of road games at Minnesota-Duluth and a visit to St. Cloud State. The only remaining out-of-state contests is a two-game series at Michigan Tech (Feb. 18-19).

## multiple-point games (season/career)

| Player (Games)        | Last Time                     | Record       |
|-----------------------|-------------------------------|--------------|
| John Pohl (10/11)     | 1/15/00 vs. DU (3g, 1a)       | 7-3-0/8-3-0  |
| Erik Westrum (8/18)   | 1/14/00 vs. DU (1g, 2a)       | 5-3-0/7-9-2  |
| Nate Miller (6/10)    | 1/14/00 vs. DU (2a)           | 4-2-0/7-3-0  |
| Dylan Mills (3/8)     | 12/3/99 @ UAA (2a)            | 1-2-0/6-2-0  |
| Jordan Leopold (3/7)  | 1/14/00 vs. DU (2g, 1a)       | 3-0-0/3-3-1  |
| Shawn Roed (2/2)      | 11/20/99 vs. UMD (1g, 2a)     | 1-1-0/1-1-0  |
| Dave Spehar (2/26)    | 12/30/99 vs. NMU (1g, 1a)     | 2-0-0/16-7-3 |
| Nick Angell (1/1)     | 12/10/99 @ SCSU (2a)          | 0-1-0/0-1-0  |
| Nick Anthony (1/1)    | 10/29/99 vs. BC (1g, 1a)      | 1-0-0/1-0-0  |
| Aaron Miskovich (3/9) | 1/15/00 vs. DU (4a)           | 3-0-0/5-3-1  |
| Mark Nenovich (1/1)   | 12/29/99 vs. Harvard (1g, 1a) | 1-0-0/1-0-0  |
| Pat O'Leary (1/1)     | 1/15/00 vs. DU (2g)           | 1-0-0/1-0-0  |
| Stuart Senden (1/3)   | 10/29/99 vs. BC (1g, 1a)      | 1-0-0/2-1-0  |
| Jeff Taffe (1/1)      | 10/29/99 vs. BC (1g, 1a)      | 1-0-0/1-0-0  |
| Ben Tharp (1/1)       | 11/19/99 vs. UMD (2a)         | 1-0-0/1-0-0  |
| Rico Pagel (0/9)      | 2/27/99 @ UMD (1g, 1a)        | 0-0-0/6-3-0  |
| Matt Leimbek (0/3)    | 1/30/99 vs. MTU (1g, 1a)      | 0-0-0/2-1-0  |
| Erik Wendell (0/2)    | 3/5/99 vs. UAA (1g, 1a)       | 0-0-0/2-0-0  |
| Doug Meyer (0/2)      | 3/5/99 vs. WIS (1g, 1a)       | 0-0-0/0-1-1  |
| Mike Lyons (0/1)      | 11/9/96 vs. UND (1g, 1a)      | 0-0-0/1-0-0  |
| Ryan Trebil (0/1)     | 1/17/98 vs. DU (2a)           | 0-0-0/1-0-0  |

## multiple-goal games (season/career)

| Player (Games)        | Last Time                | Record      |
|-----------------------|--------------------------|-------------|
| Erik Westrum (4/7)    | 11/26/99 @ Michigan (2g) | 1-3-0/2-4-1 |
| Nate Miller (1/2)     | 11/6/99 @ CC (2g)        | 1-0-0/1-1-0 |
| John Pohl (2/2)       | 1/15/00 vs. DU (3g)      | 2-0-0/2-0-0 |
| Dave Spehar (0/5)     | 3/18/99 vs. SCSU (2g)    | 0-0-0/5-0-0 |
| Jordan Leopold (1/2)  | 1/14/00 vs. DU (2g)      | 1-0-0/1-1-0 |
| Aaron Miskovich (1/3) | 1/14/00 vs. DU (2g)      | 1-0-0/3-0-0 |
| Pat O'Leary (1/1)     | 1/15/00 vs. DU (2g)      | 1-0-0/1-0-0 |
| Rico Pagel (0/1)      | 12/15/97 vs. SCSU (2g)   | 0-0-0/0-1-0 |
| Stuart Senden (0/1)   | 2/7/98 vs. WIS (2g)      | 0-0-0/1-0-0 |

Minnesota Men - 1999-2000 Schedule & Results

| Date         | Opponent           |    | Result      | Overall Record | Conf Record |
|--------------|--------------------|----|-------------|----------------|-------------|
| Sat Oct 16   | at Maine           | NC | 3- 5 L      | 0- 1- 0        | 0- 0- 0     |
| Sun Oct 17   | at Maine           | NC | 4- 5 L      | 0- 2- 0        | 0- 0- 0     |
| Fri Oct 22   | NORTH DAKOTA       |    | T 2- 2 T OT | 0- 2- 1        | 0- 0- 1     |
| Sat Oct 23   | NORTH DAKOTA       |    | 2- 3 L      | 0- 3- 1        | 0- 1- 1     |
| Fri Oct 29   | BOSTON COLLEGE     | NC | W 6- 5 OT   | 1- 3- 1        | 0- 1- 1     |
| Sat Oct 30   | BOSTON COLLEGE     | NC | 1- 4 L      | 1- 4- 1        | 0- 1- 1     |
| Fri Nov 5    | at Colorado Coll.  |    | 0- 3 L      | 1- 5- 1        | 0- 2- 1     |
| Sat Nov 6    | at Colorado Coll.  |    | W 2- 1      | 2- 5- 1        | 1- 2- 1     |
| Fri Nov 12   | at Wisconsin       |    | 3- 4 L      | 2- 6- 1        | 1- 3- 1     |
| Sat Nov 13   | at Wisconsin       |    | 4- 5 L OT   | 2- 7- 1        | 1- 4- 1     |
| Fri Nov 19   | MINN-DULUTH        |    | W 5- 3      | 3- 7- 1        | 2- 4- 1     |
| Sat Nov 20   | MINN-DULUTH        |    | W 4- 0      | 4- 7- 1        | 3- 4- 1     |
| * Fri Nov 26 | at Michigan        | NC | W 6- 1      | 5- 7- 1        | 3- 4- 1     |
| # Sat Nov 27 | at Michigan State  | NC | 2- 6 L      | 5- 8- 1        | 3- 4- 1     |
| Fri Dec 3    | at Alask-Anchorage |    | 2- 5 L      | 5- 9- 1        | 3- 5- 1     |
| Sat Dec 4    | at Alask-Anchorage |    | W 3- 1      | 6- 9- 1        | 4- 5- 1     |
| Fri Dec 10   | at St. Cloud       |    | 3- 4 L OT   | 6-10- 1        | 4- 6- 1     |
| Sat Dec 11   | ST. CLOUD          |    | T 2- 2 T OT | 6-10- 2        | 4- 6- 2     |
| Wed Dec 15   | VALERENGA          | EX | 5- 7 L      | 6-10- 2        | 4- 6- 2     |
| & Wed Dec 29 | HARVARD            | NC | W 5- 2      | 7-10- 2        | 4- 6- 2     |
| % Thu Dec 30 | NORTHERN MICH.     | NC | W 6- 2      | 8-10- 2        | 4- 6- 2     |
| Fri Jan 14   | DENVER             |    | W 7- 6 OT   | 9-10- 2        | 5- 6- 2     |
| Sat Jan 15   | DENVER             |    | W 7- 3      | 10-10- 2       | 6- 6- 2     |
| Fri Jan 21   | at North Dakota    |    |             | 7:35 pm        |             |
| Sat Jan 22   | at North Dakota    |    |             | 7:35 pm        |             |
| Fri Jan 28   | MSU-MANKATO        |    |             | 7:05 pm        |             |
| Sat Jan 29   | MSU-MANKATO        |    |             | 7:05 pm        |             |
| Fri Feb 4    | at Minn-Duluth     |    |             | 7:05 pm        |             |
| Sat Feb 5    | at Minn-Duluth     |    |             | 7:05 pm        |             |
| Fri Feb 11   | COLORADO COLL.     |    |             | 7:05 pm        |             |
| Sat Feb 12   | COLORADO COLL.     |    |             | 7:05 pm        |             |
| Fri Feb 18   | at Michigan Tech.  |    |             | 7:35 pm        |             |
| Sat Feb 19   | at Michigan Tech.  |    |             | 7:05 pm        |             |
| Fri Feb 25   | WISCONSIN          |    |             | 7:05 pm        |             |
| Sat Feb 26   | WISCONSIN          |    |             | 7:05 pm        |             |
| Fri Mar 3    | ST. CLOUD          |    |             | 7:05 pm        |             |
| Sat Mar 4    | at St. Cloud       |    |             | 7:05 pm        |             |

\* - College Hockey Showcase

# - College Hockey Showcase

& - Mariucci Classic

% - Mariucci Classic Championship

| Records | Conf    | Non-Conf | Overall  | GF-GA   | Conf   | Non-Conf | Overall |
|---------|---------|----------|----------|---------|--------|----------|---------|
| Overall | 6- 6- 2 | 4- 4- 0  | 10-10- 2 | Overall | 46- 42 | 33- 30   | 79- 72  |
| Home    | 4- 1- 2 | 3- 1- 0  | 7- 2- 2  | Home    | 29- 19 | 18- 13   | 47- 32  |
| Away    | 2- 5- 0 | 1- 3- 0  | 3- 8- 0  | Away    | 17- 23 | 15- 17   | 32- 40  |
| Neutral | 0- 0- 0 | 0- 0- 0  | 0- 0- 0  | Neutral | 0- 0   | 0- 0     | 0- 0    |





# GOLDEN GOPHER HOCKEY

University of Minnesota  
Men's Media Relations

Phone: (612) 625-4090

Fax: (612) 625-0359

Website: www.gophersports.com

Contact: Brad Ruitter

Phone: (612) 625-4389

E-Mail: ruite001@gold.tc.umn.edu

**WEEKLY RELEASE**  
January 24, 2000

## LAST WEEKEND

### The Golden Gophers

split a weekend series against North Dakota in Grand Forks, N.D., winning 5-2 Saturday after dropping a 1-0 decision Friday.

**The Mavericks** split a weekend home series with WCHA frontrunner Wisconsin, shutting out the Badgers on Saturday night (3-0) after dropping a 5-2 decision on Friday evening.

## MEDIA INFORMATION

**TV: Both games live** on Midwest Sports Channel/Frank Mazzocco-play-by-play; Tom Reid-color

**RADIO: Both games live** on KSTP-AM/Dan Terhaar-play-by-play; Glen Sonmor-color

**INTERVIEWS:** The coaching staff and players are available for interviews on **WEDNESDAYS** by request through the media relations office. **During the second half of the season, the men's team will have ice time between 4:00 - 6:30 for practice. Interview times on Wednesdays are from 2:45 - 3:30 and after practice (6:30).** The Golden Gopher locker room is CLOSED to the media at all times. Postgame interviews should be done outside the locker room after a 10 minute cooling off period.

**MSU, Mankato (12-10-2, 8-7-1) @ Minnesota (11-11-2, 7-7-2)**  
**Mariucci Arena • Minneapolis, Minn.**  
**Friday, January 28 • 7:05 p.m. (CST)**  
**Saturday, January 29 • 7:05 p.m. (CST)**

**All-Time Series vs. Mavericks:** Minnesota leads 2-0-2

**Last Time vs. Mavericks:** (Jan. 15-16, 1999) - The Golden Gophers spotted the Mavericks a 6-2 lead in game one of the series before rallying for a 6-6 tie with four third-period goals • current junior F Erik Westrum (Apple Valley, Minn.) scored the game's final two goals, including the game-tying marker with just 38 seconds remaining • the Mavericks' Tyler Deis scored on a breakaway with just 1:56 remaining to give MSU, Mankato its second tie (2-2) in as many evenings • the Mavericks were 2-for-8 (.250) on the power play while the Golden Gophers were 3-for-10 (.300) with the man advantage

**Series Notes:** This weekend's series marks the only regular season meeting between the two clubs • all six games in the series (including this weekend) have been at Mariucci Arena • MSU, Mankato has scored first in three of the four contests, and has held a lead in all four games • the Golden Gophers have outscored the Mavericks 7-2 in the third period of the four games • all series meetings, including this weekend's, have been in January

**Tough To Take Two:** MSU, Mankato has not been swept in a road series this season - the only time the Mavericks have lost both games of a series was a home sweep at the hands of St. Cloud State (7-4, 8-2; Nov. 27-28, 1999)

| TEAM COMPARISONS    | MSU, Mankato  | Minnesota      |
|---------------------|---------------|----------------|
| Power Play          | 17/122 (.139) | 32/127 (.252)  |
| League Power Play   | 10/77 (.130)  | 20/77 (.260)   |
| Penalty Kill        | 91/109 (.835) | 103/124 (.831) |
| League Penalty Kill | 71/83 (.855)  | 61/71 (.859)   |
| Last 10 Games       | 5-4-1 (.550)  | 6-3-1 (.650)   |
| Home                | 7-7-2 (.500)  | 7-2-2 (.727)   |
| Road                | 5-3-0 (.625)  | 4-9-0 (.308)   |
| Goals/Game          | 3.29          | 3.50           |
| Goals Allowed/Game  | 3.17          | 3.13           |
| Penalties/Game      | 6.50          | 7.83           |
| Shots On Goal/Game  | 29.38         | 30.33          |

## Current Scoring vs. MSU, Mankato

| Player (games)      | G-A--Pts | Notes                          |
|---------------------|----------|--------------------------------|
| Erik Westrum (4)    | 3-2--5   | 2g, 2a in 1/15/99 tie          |
| Dylan Mills (4)     | 0-5--5   | 2 mult. pt. games as a FR      |
| Dave Spehar (4)     | 3-1--4   | Goals in three of four games   |
| Jordan Leopold (2)  | 0-3--3   | 3a last in 1/15/99 tie         |
| Rico Pagel (4)      | 1-1--2   | GWG in win on 1/3/98           |
| Matt Leimbek (3)    | 0-2--2   | Assist in both games last year |
| Doug Meyer (2)      | 1-0--1   | Goal in 1/15/99 tie            |
| Aaron Miskovich (4) | 1-0--1   | Goal in 1/16/99 tie            |
| Stuart Senden (4)   | 1-0--1   | Goal in 1/16/99 tie            |
| Mike Lyons (3)      | 0-1--1   | Assist in 1/15/99 tie          |
| Nate Miller (4)     | 0-1--1   | Assist in 1/15/99 tie          |
| Ryan Trebil (4)     | 0-1--1   | Assist in 1/15/99 tie          |

## SCHEDULE/RESULTS

|             |                                |           |
|-------------|--------------------------------|-----------|
| Oct. 16     | @@Maine                        | L5-3      |
| Oct. 17     | @@Maine                        | L5-4      |
| Oct. 22     | NORTH DAKOTA                   | T2-2 (ot) |
| Oct. 23     | NORTH DAKOTA                   | L3-2      |
| Oct. 29     | #BOSTON COLL                   | W6-5 (ot) |
| Oct. 30     | #BOSTON COLL                   | L4-1      |
| Nov. 5      | @Colorado College              | L3-0      |
| Nov. 6      | @Colorado College              | W2-1      |
| Nov. 12     | @Wisconsin                     | L4-3      |
| Nov. 13     | @Wisconsin                     | L5-4 (ot) |
| Nov. 19     | MINN-DULUTH                    | W5-3      |
| Nov. 20     | MINN-DULUTH                    | W4-0      |
| Nov. 26     | @@Michigan                     | W6-1      |
| Nov. 27     | @@Michigan State               | L6-2      |
| Dec. 3      | @Alaska-Anch.                  | L5-2      |
| Dec. 4      | @Alaska-Anch.                  | W3-1      |
| Dec. 10     | @St. Cloud State               | L4-3 (ot) |
| Dec. 11     | ST. CLOUD STATE                | T2-2 (ot) |
| Dec. 15     | *VALERENGA                     | L7-5      |
| Dec. 29     | #HARVARD                       | W5-2      |
| Dec. 30     | #NORTHERN MICH.                | W6-2      |
| Jan. 14     | DENVER                         | W7-6 (ot) |
| Jan. 15     | DENVER                         | W7-3      |
| Jan. 21     | @North Dakota                  | L1-0      |
| Jan. 22     | @North Dakota                  | W5-2      |
| Jan. 28     | MSU MANKATO                    | 7:05 p.m. |
| Jan. 29     | MSU MANKATO                    | 7:05 p.m. |
| Feb. 4      | @Minn-Duluth                   | 7:05 p.m. |
| Feb. 5      | @Minn-Duluth                   | 7:05 p.m. |
| Feb. 11     | COLORADO COLL                  | 7:05 p.m. |
| Feb. 12     | COLORADO COLL                  | 7:05 p.m. |
| Feb. 18     | @Michigan Tech                 | 6:35 p.m. |
| Feb. 19     | @Michigan Tech                 | 6:05 p.m. |
| Feb. 25     | WISCONSIN                      | 7:05 p.m. |
| Feb. 26     | WISCONSIN                      | 7:05 p.m. |
| March 3     | ST. CLOUD STATE                | 7:05 p.m. |
| March 4     | @St. Cloud State               | 7:05 p.m. |
| March 10-12 | WCHA FIRST ROUND               |           |
| March 16-18 | WCHA FINAL FIVE                |           |
|             | (@Target Center, Minneapolis)  |           |
| March 24-26 | NCAA REGIONALS                 |           |
|             | (@Mariucci Arena, Minneapolis) |           |
|             | (@Pepsi Arena, Albany, N.Y.)   |           |
| April 6     | NCAA SEMIFINALS                |           |
|             | (@Providence, R.I.)            |           |
| April 8     | NCAA CHAMPIONSHIP              |           |
|             | (@Providence, R.I.)            |           |

\*-exhibition game

#-nonconference game

all game times are Central

game times are subject to change

MHD  
9/16/54

## 1999-2000 RECORD WHEN

|                                      |         |
|--------------------------------------|---------|
| Overall Record                       | 11-11-2 |
| WCHA Record                          | 7-7-2   |
| Home Record                          | 7-2-2   |
| Road Record                          | 4-9-0   |
| Neutral Site Record                  | 0-0-0   |
| Last 20 Games                        | 11-8-1  |
| Last 10 Games                        | 6-3-1   |
| Last 5 Games                         | 4-1-0   |
| Scoring A Power-Play Goal            | 10-7-1  |
| Not Scoring A Power-Play Goal        | 1-4-1   |
| Allowing A Power-Play Goal           | 7-7-2   |
| Not Allowing A Power-Play Goal       | 4-4-0   |
| Scoring A Short-Handed Goal          | 3-2-0   |
| Allowing A Short-Handed Goal         | 1-2-0   |
| 10 Or More Penalties                 | 5-3-0   |
| Fewer Than 10 Penalties              | 6-8-2   |
| More Penalties Than Opponent         | 6-4-0   |
| Fewer Penalties Than Opponent        | 3-6-2   |
| Same Amount Of Penalties             | 2-1-0   |
| In One-Goal Games                    | 3-6-0   |
| In Two-Goal Games                    | 2-1-0   |
| In Three-Goal or More Games          | 6-4-0   |
| In Overtime Games                    | 2-2-2   |
| Scoring 4 or More Goals              | 9-2-0   |
| Scoring 3 or Fewer Goals             | 2-9-2   |
| Scoring 3 or More Goals              | 10-5-0  |
| Scoring 2 or Fewer Goals             | 1-6-2   |
| Allowing 4 or More Goals             | 2-8-0   |
| Allowing 3 or Fewer Goals            | 9-3-2   |
| Scoring First Goal Of Game           | 7-4-2   |
| Opponents Score First                | 4-7-0   |
| Leading After One Period             | 7-3-1   |
| Trailing After One Period            | 0-4-0   |
| Tied After One Period                | 4-4-1   |
| Scoring First Goal Of Second Period  | 9-4-1   |
| Leading After Two Periods            | 11-0-2  |
| Trailing After Two Periods           | 0-9-0   |
| Tied After Two Periods               | 0-2-0   |
| Scoring First Goal Of Third Period   | 8-6-0   |
| Having 10-19 Shots On Goal           | 1-1-0   |
| Having 20-29 Shots On Goal           | 3-6-0   |
| Having 30-39 Shots On Goal           | 6-4-2   |
| Having 40 or More Shots On Goal      | 1-0-0   |
| Allowing Fewer Than 10 Shots On Goal | 0-0-0   |
| Allowing 10-19 Shots On Goal         | 0-0-0   |
| Allowing 20-29 Shots On Goal         | 2-3-0   |
| Allowing 30-39 Shots On Goal         | 6-8-0   |
| Allowing 40 or More Shots On Goal    | 3-0-2   |
| Outshooting Opponent                 | 3-4-0   |
| Opponent Outshoots Minnesota         | 7-7-2   |
| Shots Are Even                       | 1-0-0   |
| October                              | 1-4-1   |
| November                             | 4-4-0   |
| December                             | 3-2-1   |
| January                              | 3-1-0   |
| February                             | 0-0-0   |
| March                                | 0-0-0   |
| Wednesdays                           | 1-0-0   |
| Thursdays                            | 1-0-0   |
| Fridays                              | 4-5-1   |
| Saturdays                            | 5-5-1   |
| Sundays                              | 0-1-0   |
| Series Record                        | 2-4-5   |
| Games Following A Win                | 5-5-0   |
| Games Following A Loss               | 5-4-2   |
| Games Following A Tie                | 1-1-0   |

## News & Notes

**The Coaches:** Minnesota Head Coach **Don Lucia** is in his first season with the Golden Gophers. Lucia, who has compiled a record of 290-166-30 (.628) in 13 seasons overall as a head coach, led Colorado College to the NCAA Tournament in each of the last four seasons. Lucia was 166-68-18 (.694) in six seasons with the Tigers, and is 126-56-18 (.675) in WCHA games. Last Saturday night's 5-2 win over North Dakota was Lucia's 200th career WCHA game coached. Lucia has a career record of 8-0-0 vs. the Mavericks. Minnesota State, Mankato Head Coach **Don Brose** is in his 31st season at the helm of the Mavericks' program, with a career record of 527-330-71 (.606).

**Coach Lucia On The Air:** Coach Lucia's regular weekly media appearances are as follows: KSTP-AM (1500) - Thursday mornings (7:45) with Barbara Carlson, Saturday mornings (11:50) with Joe Soucheray, and the pre-game and post-game shows before and following games; WCCO-AM (830) - Friday mornings with Dave Lee, and Friday evenings (6:40) with Mike Max; MSC - The Don Lucia Show which airs one hour before each MSC telecast

**Marginal Note:** The average margin of victory in Minnesota's 11 wins this season is 2.7 goals, while the average margin of defeat in the team's 11 losses is 1.9 goals. The Golden Gophers are 3-6-0 in nine one-goal games after their 1-0 loss to North Dakota last Friday night.

**Finally Breaking The Ice:** Minnesota's 5-2 win over North Dakota at Engelstad Arena last Saturday night marked the Golden Gophers' first win in Grand Forks since a 7-2 win on Feb. 12, 1994 - the Sioux had won the last 10 contests at home in the series.

**In State Success:** The Golden Gophers will play six of their final 12 games against teams from their home state - Minnesota is 32-11-6 (.714) the last six seasons in games against intrastate rivals (St. Cloud State, Minnesota State, Mankato, Minnesota-Duluth)

**Power Play Success Sidetracked:** Despite being shutout last weekend (0-for-7), Minnesota's power play has clicked on 25 of their last 81 (.309) man advantage opportunities dating back to the third period of the Nov. 6 game at Colorado College. The team's 5-2 win over North Dakota last Saturday night marked the first game this season Minnesota won without the benefit of a power-play goal. The Golden Gophers, who lead the WCHA in power-play percentage both overall and in league games, were 6-for-14 (.429) on the power play in Jan. 14-15 wins against Denver. On five different occasions this season through 24 games, Minnesota has scored three or more power-play goals in a game - last season, the Golden Gophers scored three or more goals on the power play just four times the entire season (43 games).

**Westrum Streak Extended:** Junior F **Erik Westrum (Apple Valley, Minn.)** extended his personal point-scoring streak to 14 games with an assist on Jeff Taffe's game-opening goal Saturday night at North Dakota. Westrum's streak is the team's longest in a single season since Hobey Baker Award winner Brian Bonin scored a point in 19 consecutive games in his senior season (1995-96).

**Misleading Stat Of The Day:** Minnesota has been outshot in 16 of 24 games this season, and has a .500 record of 11-11-2 - last season, with an overall record of 15-19-9, the Golden Gophers outshot their opponents in 30 of 43 contests.

**Getting Out Of The Gates Quick:** Minnesota has outscored its opponents 16-5 in the first 10:00 of games this season, but are on the short end of a 12-6 margin in the final 5:00 of game time. The Golden Gophers are 11-0-2 this season when leading after two periods and 0-11-0 when tied or trailing after two frames.

**Post-Christmas Success:** The Golden Gophers are 5-1-0 since the Christmas break - last season, Minnesota was 0-6-4 in its first 10 games after Christmas.

**Specialty Team Specialists:** The Golden Gophers have outnumbered their opponents 46-29 in all non-five-on-five situations this season, but have been outscored 46-38 in full strength occasions.

## THE LAST TIME IT HAPPENED

### Minnesota Swept A Road Series:

February 26-27, 1999 @ Minnesota-Duluth (4-1, 10-7)

### Minnesota Was Swept In A Road Series:

November 12-13, 1999 @ Wisconsin (4-3, 5-4 ot)

### Minnesota Swept A Home Series:

January 14-15, 2000 vs. Denver (7-6, ot; 7-3)

### Minnesota Was Swept In A Home Series:

November 6-7, 1998 vs. Colorado College (7-1, 6-1)

**Minnesota Shut Out An Opponent:** November 20, 1999 vs. Minnesota-Duluth (Adam Hauser, 4-0)

**An Opponent Shut Out Minnesota:** January 21, 2000 @ North Dakota (Karl Goehring, 1-0)

### Minnesota Player Scored A Hat Trick:

January 15, 2000 vs. Denver (John Pohl, 7-3 Minnesota win)

### Minnesota Player Scored A Pure Hat Trick:

February 26, 1999 @ Minnesota-Duluth (Wyatt Smith, 4-1 Minnesota win)

**An Opponent Scored A Hat Trick:** January 22, 1999 @ North Dakota (Jeff Panzer, four goals, 5-4, Minnesota loss)

### Minnesota Player Scored Four Goals In A Game:

February 27, 1999 @ Minnesota-Duluth (Reggie Berg, 10-7 Minnesota win)

### Minnesota Won When Trailing After Two Periods:

March 14, 1997 vs. St. Cloud State at WCHA Final Five (5-4 Minnesota overtime win/trailing 4-3 heading into third period)

### Minnesota Had 50 or More Shots On Goal In A Game:

February 27, 1999 @ Minnesota-Duluth (54 shots, 10-7 Minnesota win)

### Opponent Had 50 or More Shots On Goal In A Game:

January 31, 1997 @ North Dakota (51 shots, 6-4 Minnesota loss)

### Minnesota Player Scored A Shorthanded Goal:

January 15, 2000 vs. Denver (John Pohl, first period, 7-3 Minnesota win)

### Minnesota Won In Overtime:

January 14, 2000 vs. Denver (7-6)

### Minnesota Lost In Overtime:

November 13, 1999 @ Wisconsin (5-4)

### Minnesota Tied In Overtime:

October 22, 1999 vs. North Dakota (2-2)

### Minnesota Scored 10 Goals Or More In A Game:

February 27, 1999 @ Minnesota-Duluth (10-7 Minnesota win)

### Opponent Scored 10 Goals Or More In A Game:

January 30, 1993 @ Michigan Tech (10-2 Minnesota loss)

## Did You Know & Player Notes

**Did You Know:** The Golden Gophers own a 29-13 edge overall in the first period of games this season • the Golden Gophers have not won in their last 38 games they have trailed after two periods (0-33-5) • Minnesota leads the WCHA (league games only) in net special teams (+11) and combined special teams (.547) • Minnesota received goals from three of its four lines in Saturday's 5-2 win at North Dakota • the Golden Gophers are 11-3-0 (.786) on Jan. 28 and 8-8-1 (.500) on Jan. 29 in school history

**#1 Adam Hauser .....So., 6-3, 202 .....Bovey, Minn.**  
Has started 60 of the last 61 games in net for Minnesota, with the lone exception being a Oct. 17 start by freshman Pete Samargia in Maine • smothered 67 of 70 shots last weekend at North Dakota - in four games against the Sioux this season, he has stopped 141 of 149 shots (.946) and posted a 1.98 goals against average • stopped 73 of 77 shots in earning MVP honors in the Dodge Mariucci Classic • kicked away all 31 shots to post his fourth career shutout on Nov. 20 against UMD • posted a career high 44 saves to help preserve a 2-2 tie with North Dakota on Oct. 22 at Mariucci Arena • posted a .940 saves percentage or better in 10 games this season and in six of the last nine contests • named WCHA Defensive Player of the Week on two occasions this season (Oct. 25 and Jan. 3) • has 7-2-2 record, 2.75 GAA, and .921 saves percentage in home games this season

**#3 Jordan Leopold.....So., 6-1, 208 .....Robbinsdale, Minn.**  
Assisted on Dave Spehar's game-winning goal in Saturday night's win at North Dakota • has scored all four of his goals this season at home

**#4 Dylan Mills .....Jr., 5-11, 202 .....Duluth, Minn.**  
Played in his 100th career game last Friday night at North Dakota • scored his first career goal after Dec. 1 by notching the game-winning tally in a 6-2 win over Northern Michigan in the championship game of the Mariucci Classic • scored just three goals in 78 career games before this season - has five goals in 23 games played this season • four of his five goals this season have come in the first period

**#7 Erik Westrum .....Jr., 6-0, 195 .....Apple Valley, Minn.**  
Has 20-30--50 in his last 43 games • has multiple-point games in three of his last four contests • has notched at least one point in his last 14 games, the longest streak on the team this season and longest since Brian Bonin scored in 19 straight games during the 1995-96 season • forced to sit out Friday's 1-0 loss to North Dakota following an additional one-game suspension assessed by the WCHA after a kicking penalty on Jan. 14 against Denver • leads the team with 15 goals - second on the team with 27 points (15 goals, 13 assists) • has scored 12 of his 15 goals in the first or second periods • tied for sixth in the WCHA in scoring (all games, 15-13--28) • tied for third in the league in goal scoring (all games, 15) • third in the WCHA in power play points (6-8--14) in all games • only league player with three shorthanded goals this year

**#9 John Pohl .....So., 6-1, 186.....Red Wing, Minn.**  
Notched assist in Saturday night's 5-2 win at North Dakota • leads the team in scoring (12-21--33) • has 10-16--26 in his last 17 games • tied for second in the WCHA in scoring (league games, 9-14--23) • in third place in all games in total points (33) • had 7-10--17 in 42 games last season - has already surpassed goal, assist and point total from freshman campaign • had career-long seven-game point scoring streak earlier this season - has scored a point in 15 of his last 17 games • tied for first in the WCHA in power-play points in all games (6-9--15) and league games only (5-7--12) • second in the league with five power-play goals • has posted four points in a game on three occasions this season • leads the team with 8-10--18 in 11 home games

**#13 Nate Miller .....Sr., 6-3, 200 .....Anoka, Minn.**  
Has played in 122 consecutive games (streak dates back to his freshman season) • assisted on Erik Wendell's insurance goal in Saturday's 5-2 win at UND

**#22 Jeff Taffe.....Fr., 6-3, 176 .....Hastings, Minn.**  
Supplied a goal and an assist in Saturday night's win at North Dakota

**#26 Nick Angell .....So., 6-1, 212.....Duluth, Minn.**  
Scored Saturday night goal for the second straight weekend with a marker in the 5-2 win at North Dakota

**#27 Aaron Miskovich .....Jr., 6-0, 190.....Grand Rapids, Minn.**  
His six-point weekend against Denver (Jan. 14-15) was a career high for points in a series • assisted on Angell's goal in Saturday's win at North Dakota

**#33 Dave Spehar .....Sr., 5-8, 174 .....Duluth, Minn.**  
Has scored a point in four of the last six games after netting the game-winning goal early in the second period of Saturday night's 5-2 win at North Dakota



## WCHA Standings/Schedule

### CAREER GOALS - CURRENT PLAYERS

|                 |    |
|-----------------|----|
| Dave Spehar     | 58 |
| Erik Westrum    | 30 |
| Nate Miller     | 27 |
| Aaron Miskovich | 23 |
| John Pohl       | 19 |
| Rico Pagel      | 17 |
| Stuart Senden   | 12 |
| Jordan Leopold  | 11 |
| Erik Wendell    | 9  |
| Dylan Mills     | 8  |
| Matt Leimbek    | 5  |
| Doug Meyer      | 5  |
| Pat O'Leary     | 5  |
| Nick Angell     | 3  |
| Nick Anthony    | 3  |
| Mike Lyons      | 3  |
| Jeff Taffe      | 3  |
| Ryan Trebil     | 3  |
| Dan Welch       | 3  |
| Mark Nenovich   | 1  |

### CAREER ASSISTS - CURRENT PLAYERS

|                 |    |
|-----------------|----|
| Dave Spehar     | 64 |
| Erik Westrum    | 52 |
| Nate Miller     | 33 |
| John Pohl       | 31 |
| Aaron Miskovich | 30 |
| Dylan Mills     | 29 |
| Rico Pagel      | 28 |
| Jordan Leopold  | 26 |
| Mike Lyons      | 22 |
| Matt Leimbek    | 17 |
| Nick Angell     | 13 |
| Stuart Senden   | 12 |
| Doug Meyer      | 7  |
| Ben Tharp       | 7  |
| Erik Wendell    | 7  |
| Jeff Taffe      | 6  |
| Ryan Trebil     | 6  |
| Dan Welch       | 4  |
| Nick Anthony    | 2  |
| Pat O'Leary     | 2  |
| Matt DeMarchi   | 1  |
| Mark Nenovich   | 1  |

### CAREER POINTS - CURRENT PLAYERS

|                 |     |
|-----------------|-----|
| Dave Spehar     | 122 |
| Erik Westrum    | 82  |
| Nate Miller     | 60  |
| Aaron Miskovich | 53  |
| John Pohl       | 50  |
| Rico Pagel      | 45  |
| Jordan Leopold  | 37  |
| Dylan Mills     | 37  |
| Mike Lyons      | 25  |
| Stuart Senden   | 24  |
| Matt Leimbek    | 22  |
| Nick Angell     | 16  |
| Erik Wendell    | 16  |
| Doug Meyer      | 12  |
| Jeff Taffe      | 9   |
| Ryan Trebil     | 9   |
| Pat O'Leary     | 7   |
| Ben Tharp       | 7   |
| Dan Welch       | 7   |
| Nick Anthony    | 5   |
| Mark Nenovich   | 2   |
| Matt DeMarchi   | 1   |

### CAREER GAMES - CURRENT PLAYERS

|                 |     |
|-----------------|-----|
| Nate Miller     | 146 |
| Dave Spehar     | 145 |
| Mike Lyons      | 131 |
| Rico Pagel      | 108 |
| Erik Westrum    | 103 |
| Dylan Mills     | 101 |
| Aaron Miskovich | 94  |
| Stuart Senden   | 89  |
| Matt Leimbek    | 85  |
| Ryan Trebil     | 74  |
| John Pohl       | 66  |
| Adam Hauser     | 63  |
| Jordan Leopold  | 61  |
| Nick Angell     | 59  |
| Erik Wendell    | 58  |
| Doug Meyer      | 55  |
| Pat O'Leary     | 29  |
| Mark Nenovich   | 26  |
| Matt DeMarchi   | 22  |
| Jeff Taffe      | 22  |
| Dan Welch       | 21  |
| Ben Tharp       | 20  |
| Nick Anthony    | 17  |
| Pete Samargia   | 3   |

| Team (Overall Record, win %)     | GP | W  | L  | T | Pts | GF | GA | GDf |
|----------------------------------|----|----|----|---|-----|----|----|-----|
| Wisconsin (19-6-1, .750)         | 18 | 14 | 4  | 0 | 28  | 68 | 50 | +18 |
| North Dakota (16-6-2, .708)      | 18 | 11 | 5  | 2 | 24  | 70 | 47 | +23 |
| Colorado College (13-11-1, .540) | 18 | 10 | 7  | 1 | 21  | 59 | 42 | +17 |
| St. Cloud State (13-8-1, .614)   | 16 | 9  | 6  | 1 | 19  | 65 | 43 | +22 |
| Alaska Anchorage (11-10-1, .523) | 18 | 9  | 8  | 1 | 19  | 46 | 53 | -7  |
| MSU, Mankato (12-10-2, .542)     | 16 | 8  | 7  | 1 | 17  | 52 | 50 | +2  |
| Minnesota (11-11-2, .500)        | 16 | 7  | 7  | 2 | 16  | 51 | 45 | +6  |
| Minnesota-Duluth (11-11-0, .500) | 16 | 7  | 9  | 0 | 14  | 38 | 55 | -17 |
| Denver (9-16-1, .365)            | 18 | 5  | 13 | 0 | 10  | 57 | 74 | -17 |
| Michigan Tech (4-22-0, .154)     | 18 | 2  | 16 | 0 | 4   | 35 | 82 | -47 |

### This Weekend's Games (all Friday-Saturday series)

Denver @ Alaska Anchorage  
 North Dakota @ Michigan Tech  
 MSU, Mankato @ Minnesota  
 St. Cloud State @ Minnesota-Duluth  
 \*Air Force (Fri.)/Niagara (Sat.) @ Colorado College

\* - nonconference games

## Season Highs/Lows

### Team

|   |   |
|---|---|
| <b>MOST GOALS/GAME</b>                    | (7) two times, last 1/15 vs. Denver                           |
| <b>LEAST GOALS/GAME</b>                   | (0) two times, last 1/21 @ North Dakota                       |
| <b>MOST ASSISTS/GAME</b>                  | (11) two times, last 1/15 vs. Denver                          |
| <b>LEAST ASSISTS/GAME</b>                 | (0) two times, last 1/21 @ North Dakota                       |
| <b>MOST GOALS AGAINST/GAME</b>            | (6) two times, last 1/14 vs. Denver                           |
| <b>LEAST GOALS AGAINST/GAME</b>           | (0) 11/20 vs. Minnesota-Duluth                                |
| <b>MOST ASSISTS AGAINST/GAME</b>          | (10) 11/27 @ Michigan State                                   |
| <b>LEAST ASSISTS AGAINST/GAME</b>         | (0) 11/20 vs. Minnesota-Duluth                                |
| <b>MOST GOALS/PERIOD</b>                  | (5) 1/14 vs. Denver - first period                            |
| <b>MOST GOALS AGAINST/PERIOD</b>          | (3) six times, last 1/14 vs. Denver - third period            |
| <b>MOST POWER PLAY GOALS/GAME</b>         | (3) five times, last 1/15 vs. Denver                          |
| <b>MOST POWER PLAY GOALS ALLOWED/GAME</b> | (3) 11/27 @ Michigan State                                    |
| <b>MOST SHOTS ON GOAL/GAME</b>            | (42) 11/19 vs. Minnesota-Duluth                               |
| <b>LEAST SHOTS ON GOAL/GAME</b>           | (17) 11/5 @ Colorado College                                  |
| <b>MOST SHOTS AGAINST/GAME</b>            | (47) 1/14 vs. Denver  |
| <b>LEAST SHOTS AGAINST/GAME</b>           | (23) 12/4 @ Alaska Anchorage                                  |
| <b>MOST SHOTS ON GOAL/PERIOD</b>          | (19) 12/10 @ St. Cloud State                                  |
| <b>MOST SHOTS AGAINST/PERIOD</b>          | (20) 10/22 vs. North Dakota                                   |
| <b>MOST PENALTIES/GAME</b>                | (14) two times, last 1/14 vs. Denver                          |
| <b>LEAST PENALTIES/GAME</b>               | (3) three times, last 1/21 @ North Dakota                     |
| <b>MOST PIM/GAME</b>                      | (39) 1/14 vs. Denver  |
| <b>LEAST PIM/GAME</b>                     | (6) three times, last 1/21 @ North Dakota                     |
| <b>MOST OPP. PENALTIES/GAME</b>           | (14) two times, last 1/15 vs. Denver                          |
| <b>LEAST OPP. PENALTIES/GAME</b>          | (2) 11/12 @ Wisconsin   |
| <b>MOST OPP. PIM/GAME</b>                 | (36) 11/26 @ Michigan   |
| <b>LEAST OPP. PIM/GAME</b>                | (4) 11/12 @ Wisconsin   |
| <b>QUICKEST TWO GOALS</b>                 | (0:46) 10/29 vs. BC - first period (Taffe, Anthony)           |
| <b>QUICKEST THREE GOALS</b>               | (2:43) 11/26 @ Mich. - first period (Miller, Westrum, Senden) |

## Individual

|                           |  |
|---------------------------|--|
| <b>GOALS/GAME</b>         | (3) two times, last John Pohl, 1/15 vs. Denver                   |
| <b>GOALS/PERIOD</b>       | (2) two times, last John Pohl, 1/15 first period vs. Denver      |
| <b>ASSISTS/GAME</b>       | (4) two times, last Aaron Miskovich, 1/15 vs. Denver             |
| <b>ASSISTS/PERIOD</b>     | (2) 11 times, last Aaron Miskovich, 1/15 first period vs. Denver |
| <b>POINTS/GAME</b>        | (4) four times, last Pohl and Miskovich, 1/15 vs. Denver         |
| <b>POINTS/PERIOD</b>      | (3) Erik Westrum, 1/14 first period vs. Denver                   |
| <b>PENALTIES/GAME</b>     | (4) Erik Westrum, 1/14 vs. Denver                                |
| <b>PIM/GAME</b>           | (19) Erik Westrum, 1/14 vs. Denver                               |
| <b>SHOTS ON GOAL/GAME</b> | (10) Jordan Leopold, 11/20 vs. Minnesota-Duluth                  |
| <b>SAVES/GAME</b>         | (44) Adam Hauser, 10/22 vs. North Dakota                         |

## Goals Breakdown

|                              | OPP | MN |
|------------------------------|-----|----|
| 5-on-5                       | 46  | 38 |
| 5-on-4                       | 18  | 25 |
| 6-on-5                       | 4   | 2  |
| 6-on-4                       | 1   | 1  |
| 4-on-5                       | 3   | 5  |
| 4-on-4                       | 1   | 6  |
| 5-on-3                       | 1   | 2  |
| 4-on-3                       | 1   | 4  |
| Power Play                   | 21  | 32 |
| Shorthanded                  | 3   | 5  |
| Empty Net                    | 2   | 2  |
| First Minute of Game         | 2   | 0  |
| First 2 Minutes of Game      | 2   | 0  |
| First 5 Minutes of Game      | 3   | 5  |
| First 10 Minutes of Game     | 5   | 16 |
| First Goal of Game           | 11  | 13 |
| First Minute of Period       | 3   | 1  |
| Last Minute of Period        | 8   | 7  |
| Last Minute of Game          | 9   | 4  |
| Last 5 Minutes of Game       | 12  | 7  |
| To Tie Game - Last 5 Minutes | 3   | 0  |
| To Win Game - Last 5 Minutes | 3   | 2  |
| October                      | 24  | 18 |
| November                     | 23  | 26 |
| December                     | 16  | 21 |
| January                      | 12  | 19 |
| February                     | 0   | 0  |
| March                        | 0   | 0  |
| Unassisted                   | 3   | 8  |
| One Assist                   | 27  | 27 |
| Two Assists                  | 45  | 49 |
| Home                         | 32  | 47 |
| Road                         | 43  | 37 |
| Neutral                      | 0   | 0  |
| Overtime                     | 2   | 2  |

### GOALS SCORED AFTER OPPONENTS' GOAL

|                       | OPP | MN |
|-----------------------|-----|----|
| Less Than One Minute  | 3   | 2  |
| One To Three Minutes  | 6   | 8  |
| Three To Five Minutes | 4   | 4  |

## Goals By Period

**First (29)** - Westrum (7), Mills (4), Pohl (3), Leopold (2), Miller (2), Miskovich (2), Taffe (2), Wendell, Welch, Anthony, Senden, Spehar, Leimbek, O'Leary

**Second (28)** - Pohl (5), Westrum (5), Spehar (4), Miskovich (3), Angell (2), Roed (2), Welch (2), Meyer, Miller, Anthony, Senden, O'Leary

**Third (25)** - Pohl (4), Miller (4), Miskovich (3), O'Leary (3), Westrum (3), Taffe, Mills, Roed, Senden, Leopold, Nenovich, Anthony, Wendell

**Overtime (2)** - Miller, Leopold

## Stats By Class

| Season        | G-A--Pts | P/M    | Shots | PP | GW |
|---------------|----------|--------|-------|----|----|
| Senior (5)    | 14-20-34 | 36/72  | 122   | 6  | 3  |
| Junior (5)    | 31-38-69 | 50/111 | 225   | 12 | 3  |
| Sophomore (7) | 27-41-68 | 48/96  | 215   | 10 | 3  |
| Freshman (6)  | 12-26-38 | 49/98  | 161   | 4  | 2  |

| vs. North Dakota | G-A--Pts | P/M | Shots | PP | GW |
|------------------|----------|-----|-------|----|----|
| Senior (3)       | 1-1-2    | 4/8 | 13    | 0  | 1  |
| Junior (5)       | 1-2-3    | 2/4 | 16    | 0  | 0  |
| Sophomore (6)    | 2-2-4    | 1/2 | 15    | 0  | 0  |
| Freshman (4)     | 1-1-2    | 4/8 | 11    | 0  | 0  |

## In The News

**Tickets On Sale For 2000 NCAA West Regional At Mariucci:** Ticket packages are now available for the 2000 NCAA West Hockey Regional games at Mariucci Arena from March 24-25. Tickets currently being sold include entry to all four games of the event, and are priced at \$50 for the contests which will decide half of the field for the 2000 NCAA Frozen Four in Providence, R.I. As of Jan. 17, less than 2,000 seats remained for the event. Game times are 5 p.m. and 8:30 p.m. each evening. The 2000 NCAA East Hockey Regional is being held from March 25-26 at Albany, N.Y.

**Tickets On Sale For 2000 WCHA Final Five At Target Center:** One of college hockey's premier postseason tournaments - the annual NSP WCHA Final Five - returns to Target Center in Minneapolis from March 16-18, 2000. Five-game championship ticket packages are priced at \$76.25 per person. For more information on tickets, please call the Target Center at (612) 673-0900.

**Conference Stats Online:** The WCHA is part of a new college hockey statistical service available through the internet at [www.collegehockeystats.com](http://www.collegehockeystats.com). Information available includes complete team and individual statistics updated after each game, conference standings, team rosters, results and game summaries, and team schedules

**Home State Schedule:** After last weekend's trek to North Dakota, the Golden Gophers will finish the regular season with 10 of their last 12 games in the state of Minnesota. The team will play seven games at Mariucci Arena to go along with a pair of road games at Minnesota-Duluth and a visit to St. Cloud State. The only remaining out-of-state contests is a two-game series at Michigan Tech (Feb. 18-19).

## multiple-point games (season/career)

| Player (Games)         | Last Time                     | Record       |
|------------------------|-------------------------------|--------------|
| John Pohl (10/11)      | 1/15/00 vs. DU (3g, 1a)       | 7-3-0/8-3-0  |
| Erik Westrum (8/18)    | 1/14/00 vs. DU (1g, 2a)       | 5-3-0/7-9-2  |
| Nate Miller (6/10)     | 1/14/00 vs. DU (2a)           | 4-2-0/7-3-0  |
| Aaron Miskovich (4/10) | 1/22/00 vs. DU (1g, 1a)       | 4-0-0/6-3-1  |
| Dylan Mills (3/8)      | 12/3/99 @ UAA (2a)            | 1-2-0/6-2-0  |
| Jordan Leopold (3/7)   | 1/14/00 vs. DU (2g, 1a)       | 3-0-0/3-3-1  |
| Shawn Roed (2/2)       | 11/20/99 vs. UMD (1g, 2a)     | 1-1-0/1-1-0  |
| Dave Spehar (2/26)     | 12/30/99 vs. NMU (1g, 1a)     | 2-0-0/16-7-3 |
| Jeff Taffe (2/2)       | 1/22/00 (1g, 1a)              | 2-0-0/2-0-0  |
| Nick Angell (1/1)      | 12/10/99 @ SCSU (2a)          | 0-1-0/0-1-0  |
| Nick Anthony (1/1)     | 10/29/99 vs. BC (1g, 1a)      | 1-0-0/1-0-0  |
| Mark Nenovich (1/1)    | 12/29/99 vs. Harvard (1g, 1a) | 1-0-0/1-0-0  |
| Pat O'Leary (1/1)      | 1/15/00 vs. DU (2g)           | 1-0-0/1-0-0  |
| Stuart Senden (1/3)    | 10/29/99 vs. BC (1g, 1a)      | 1-0-0/2-1-0  |
| Ben Tharp (1/1)        | 11/19/99 vs. UMD (2a)         | 1-0-0/1-0-0  |
| Rico Pagel (0/9)       | 2/27/99 @ UMD (1g, 1a)        | 0-0-0/6-3-0  |
| Matt Leimbek (0/3)     | 1/30/99 vs. MTU (1g, 1a)      | 0-0-0/2-1-0  |
| Erik Wendell (0/2)     | 3/5/99 vs. UAA (1g, 1a)       | 0-0-0/2-0-0  |
| Doug Meyer (0/2)       | 3/5/99 vs. WIS (1g, 1a)       | 0-0-0/0-1-1  |
| Mike Lyons (0/1)       | 11/9/96 vs. UND (1g, 1a)      | 0-0-0/1-0-0  |
| Ryan Trebil (0/1)      | 1/17/98 vs. DU (2a)           | 0-0-0/1-0-0  |

## multiple-goal games (season/career)

| Player (Games)        | Last Time                | Record      |
|-----------------------|--------------------------|-------------|
| Erik Westrum (4/7)    | 11/26/99 @ Michigan (2g) | 1-3-0/2-4-1 |
| Nate Miller (1/2)     | 11/6/99 @ CC (2g)        | 1-0-0/1-1-0 |
| John Pohl (2/2)       | 1/15/00 vs. DU (3g)      | 2-0-0/2-0-0 |
| Dave Spehar (0/5)     | 3/18/99 vs. SCSU (2g)    | 0-0-0/5-0-0 |
| Jordan Leopold (1/2)  | 1/14/00 vs. DU (2g)      | 1-0-0/1-1-0 |
| Aaron Miskovich (1/3) | 1/14/00 vs. DU (2g)      | 1-0-0/3-0-0 |
| Pat O'Leary (1/1)     | 1/15/00 vs. DU (2g)      | 1-0-0/1-0-0 |
| Rico Pagel (0/1)      | 12/15/97 vs. SCSU (2g)   | 0-0-0/0-1-0 |
| Stuart Senden (0/1)   | 2/7/98 vs. WIS (2g)      | 0-0-0/1-0-0 |





# GOLDEN GOPHER HOCKEY

University of Minnesota  
Men's Media Relations

Phone: (612) 625-4090

Fax: (612) 625-0359

Website: www.gophersports.com

Contact: Brad Ruitter

Phone: (612) 625-4389

E-Mail: ruite001@gold.tc.umn.edu

WEEKLY RELEASE  
January 31, 2000

Minnesota (12-12-2, 882) @ Minnesota Duluth (11-13-0, 711-0)  
DECC • Duluth, Minn.

Friday, February 4 • 7:05 p.m. (CST)

Saturday, February 5 • 7:05 p.m. (CST)

## LAST WEEKEND

### The Golden Gophers

split a series with MSU, Mankato at Mariucci Arena, winning Friday night (3-2) before dropping an overtime decision (6-5) on Saturday evening.

**The Bulldogs** were swept in a home series against St. Cloud State (8-0, 4-1).

## MEDIA INFORMATION

**TV:** Friday night live/Saturday night tape-delayed after Golden Gopher basketball vs. Wisconsin (appr. 9 p.m.) on Midwest Sports Channel/Frank Mazzocco-play-by-play; Tom Reid-color

**RADIO:** Both games live on KSTP-AM/Dan Terhaar-play-by-play; Glen Sonmor-color

**INTERVIEWS:** The coaching staff and players are available for interviews on **WEDNESDAYS** by request through the media relations office. **During the second half of the season, the men's team will have ice time between 4:00 - 6:30 for practice. Interview times on Wednesdays are from 2:45 - 3:30 and after practice (6:30).** The Golden Gopher locker room is CLOSED to the media at all times. Postgame interviews should be done outside the locker room after a 10 minute cooling off period.

**All-Time Series vs. Bulldogs:** Minnesota leads 107-56-10

**Last Time vs. Bulldogs:** (Nov. 19-20, 1999) - The Golden Gophers scored six of their nine goals on the power play in a pair of wins over the Bulldogs (5-3, 4-0) • sophomore G Adam Hauser (Bovey, Minn.) pushed aside 31 shots en route to his fourth career shutout in the Saturday game • the line centered by sophomore F John Pohl (Red Wing, Minn.) scored five of the nine Minnesota goals • Minnesota was 6-for-14 (.429) on the power play, while UMD was 1-for-13 (.077) with the man advantage • Minnesota was 2-7-1 heading into the series with the Bulldogs - they have a 9-4-1 record since that point of the season

**Last Time In Duluth:** (Feb. 26-27, 1999) - Wyatt Smith scored a hat trick in game one to lead the Golden Gophers to a 4-1 win • Reggie Berg notched four goals in an offensive show (10-7) in game two • the teams combined to score on their first seven power-play opportunities

**Series Notes:** Minnesota leads the series 26-9-1 (.736) in the 36 games played in February • the Golden Gophers are 10-4-1 (.700) in the last 15 meetings in Duluth • Minnesota has claimed 12 of the last 14 meetings at Mariucci Arena (12-1-1, .893) • the Golden Gophers are 10-2-3 in 15 games decided by one goal or less in the '90s • Minnesota is 41-32-4 (.558) in games at Duluth

| TEAM COMPARISONS    | Minnesota-Duluth | Minnesota      |
|---------------------|------------------|----------------|
| Power Play          | 24/125 (.192)    | 36/138 (.261)  |
| League Power Play   | 16/91 (.176)     | 24/88 (.273)   |
| Penalty Kill        | 92/117 (.786)    | 111/133 (.835) |
| League Penalty Kill | 68/89 (.764)     | 69/80 (.862)   |
| Last 10 Games       | 5-5-0            | 6-3-1          |
| Home                | 4-7-0            | 8-3-2          |
| Road                | 7-6-0            | 4-9-0          |
| Goals/Game          | 2.71             | 3.54           |
| Goals Allowed/Game  | 3.54             | 3.19           |
| Penalties/Game      | 8.04             | 7.92           |
| Shots On Goal/Game  | 30.17            | 30.35          |

## Career Scoring vs. Minnesota-Duluth

| Player (games)       | G-A--Pts          | Notes                             |
|----------------------|-------------------|-----------------------------------|
| Dave Spehar (17)     | 10-3--13          | Pair of 2g games at home last yr  |
| Rico Pagel (15)      | 4-6--10           | Career high 3a on 1/23/98         |
| Erik Westrum (13)    | 4-6--10           | 1-1--2 on 2/26/99                 |
| John Pohl (6)        | 3-6--9            | All nine points in last three gms |
| Nate Miller (17)     | 4-3--7            | PPG in playoff win on 3/14/98     |
| Dylan Mills (13)     | 1-6--7            | Had 1-1--2 last night             |
| Aaron Miskovich (12) | 3-3--6            | 2g in 3-1 win on 10/17/98         |
| Jordan Leopold (6)   | 1-4--5            | Assist on goal in 10/17/98 win    |
| Erik Wendell (6)     | 1-1--2            | Both points in 2/27/99 game       |
| Nick Angell (6)      | 0-2--2            | First career point on 10/16/98    |
| Mike Lyons (17)      | 0-2--2            | Assist on goal in 3/14/98 win     |
| Ben Tharp (2)        | 0-2--2            | 2a in last night's game           |
| Stuart Senden (9)    | 1-0--1            | Goal in win on 1/23/98            |
| Matt Leimbek (9)     | 0-1--1            | Assist on goal in 2/27/99 game    |
| Pat O'Leary (1)      | 0-1--1            | Assist on goal in 2/27/99 game    |
| Adam Hauser (5)      | 5-0-0, 2.40, .902 | 4th career SHO in Nov.            |

## SCHEDULE/RESULTS

|             |                                |           |
|-------------|--------------------------------|-----------|
| Oct. 16     | ##@Maine                       | L5-3      |
| Oct. 17     | ##@Maine                       | L5-4      |
| Oct. 22     | NORTH DAKOTA                   | T2-2 (ot) |
| Oct. 23     | NORTH DAKOTA                   | L3-2      |
| Oct. 29     | #BOSTON COLL                   | W6-5 (ot) |
| Oct. 30     | #BOSTON COLL                   | L4-1      |
| Nov. 5      | @Colorado College              | L3-0      |
| Nov. 6      | @Colorado College              | W2-1      |
| Nov. 12     | @Wisconsin                     | L4-3      |
| Nov. 13     | @Wisconsin                     | L5-4 (ot) |
| Nov. 19     | MINN-DULUTH                    | W5-3      |
| Nov. 20     | MINN-DULUTH                    | W4-0      |
| Nov. 26     | ##@Michigan                    | W6-1      |
| Nov. 27     | ##@Michigan State              | L6-2      |
| Dec. 3      | @Alaska-Anch.                  | L5-2      |
| Dec. 4      | @Alaska-Anch.                  | W3-1      |
| Dec. 10     | @St. Cloud State               | L4-3 (ot) |
| Dec. 11     | ST. CLOUD STATE                | T2-2 (ot) |
| Dec. 15     | *VALERENGA                     | L7-5      |
| Dec. 29     | ##HARVARD                      | W5-2      |
| Dec. 30     | ##NORTH-ERN MICH.              | W6-2      |
| Jan. 14     | DENVER                         | W7-6 (ot) |
| Jan. 15     | DENVER                         | W7-3      |
| Jan. 21     | @North Dakota                  | L1-0      |
| Jan. 22     | @North Dakota                  | W5-2      |
| Jan. 28     | MSU MANKATO                    | W3-2      |
| Jan. 29     | MSU MANKATO                    | L6-5 (ot) |
| Feb. 4      | @Minn-Duluth                   | 7:05 p.m. |
| Feb. 5      | @Minn-Duluth                   | 7:05 p.m. |
| Feb. 11     | COLORADO COLL                  | 7:05 p.m. |
| Feb. 12     | COLORADO COLL                  | 7:05 p.m. |
| Feb. 18     | @Michigan Tech                 | 6:35 p.m. |
| Feb. 19     | @Michigan Tech                 | 6:05 p.m. |
| Feb. 25     | WISCONSIN                      | 7:05 p.m. |
| Feb. 26     | WISCONSIN                      | 7:05 p.m. |
| March 3     | ST. CLOUD STATE                | 7:05 p.m. |
| March 4     | @St. Cloud State               | 7:05 p.m. |
| March 10-12 | WCHA FIRST ROUND               |           |
| March 16-18 | WCHA FINAL FIVE                |           |
|             | (@Target Center, Minneapolis)  |           |
| March 24-26 | NCAA REGIONALS                 |           |
|             | (@Mariucci Arena, Minneapolis) |           |
|             | (@Pepsi Arena, Albany, N.Y.)   |           |
| April 6     | NCAA SEMIFINALS                |           |
|             | (@Providence, R.I.)            |           |
| April 8     | NCAA CHAMPIONSHIP              |           |
|             | (@Providence, R.I.)            |           |

\*- exhibition game

#- nonconference game  
all game times are Central  
game times are subject to change

## 1999-2000 RECORD WHEN

|                                      |         |
|--------------------------------------|---------|
| Overall Record                       | 12-12-2 |
| WCHA Record                          | 8-8-2   |
| Home Record                          | 8-3-2   |
| Road Record                          | 4-9-0   |
| Neutral Site Record                  | 0-0-0   |
| Last 20 Games                        | 11-8-1  |
| Last 10 Games                        | 6-3-1   |
| Last 5 Games                         | 3-2-0   |
| Scoring A Power-Play Goal            | 11-8-1  |
| Not Scoring A Power-Play Goal        | 1-4-1   |
| Allowing A Power-Play Goal           | 7-8-2   |
| Not Allowing A Power-Play Goal       | 5-4-0   |
| Scoring A Short-Handed Goal          | 4-2-0   |
| Allowing A Short-Handed Goal         | 1-2-0   |
| 10 Or More Penalties                 | 5-4-0   |
| Fewer Than 10 Penalties              | 7-8-2   |
| More Penalties Than Opponent         | 6-5-0   |
| Fewer Penalties Than Opponent        | 4-6-2   |
| Same Amount Of Penalties             | 2-1-0   |
| In One-Goal Games                    | 4-7-0   |
| In Two-Goal Games                    | 2-1-0   |
| In Three-Goal or More Games          | 6-4-0   |
| In Overtime Games                    | 2-3-2   |
| Scoring 4 or More Goals              | 9-3-0   |
| Scoring 3 or Fewer Goals             | 3-9-2   |
| Scoring 3 or More Goals              | 11-6-0  |
| Scoring 2 or Fewer Goals             | 1-6-2   |
| Allowing 4 or More Goals             | 2-9-0   |
| Allowing 3 or Fewer Goals            | 10-3-2  |
| Scoring First Goal Of Game           | 8-5-2   |
| Opponents Score First                | 4-7-0   |
| Leading After One Period             | 7-4-1   |
| Trailing After One Period            | 1-4-0   |
| Tied After One Period                | 4-4-1   |
| Scoring First Goal Of Second Period  | 10-4-1  |
| Leading After Two Periods            | 12-0-2  |
| Trailing After Two Periods           | 0-10-0  |
| Tied After Two Periods               | 0-2-0   |
| Scoring First Goal Of Third Period   | 8-7-0   |
| Having 10-19 Shots On Goal           | 1-1-0   |
| Having 20-29 Shots On Goal           | 4-6-0   |
| Having 30-39 Shots On Goal           | 6-5-2   |
| Having 40 or More Shots On Goal      | 1-0-0   |
| Allowing Fewer Than 10 Shots On Goal | 0-0-0   |
| Allowing 10-19 Shots On Goal         | 0-0-0   |
| Allowing 20-29 Shots On Goal         | 2-3-0   |
| Allowing 30-39 Shots On Goal         | 6-9-0   |
| Allowing 40 or More Shots On Goal    | 4-0-2   |
| Outshooting Opponent                 | 3-5-0   |
| Opponent Outshoots Minnesota         | 8-7-2   |
| Shots Are Even                       | 1-0-0   |
| October                              | 1-4-1   |
| November                             | 4-4-0   |
| December                             | 3-2-1   |
| January                              | 4-2-0   |
| February                             | 0-0-0   |
| March                                | 0-0-0   |
| Wednesdays                           | 1-0-0   |
| Thursdays                            | 1-0-0   |
| Fridays                              | 5-5-1   |
| Saturdays                            | 5-6-1   |
| Sundays                              | 0-1-0   |
| Series Record                        | 2-4-6   |
| Games Following A Win                | 6-6-0   |
| Games Following A Loss               | 5-4-2   |
| Games Following A Tie                | 1-1-0   |

## News & Notes

**The Coaches:** Minnesota Head Coach **Don Lucia** is in his first season with the Golden Gophers. Lucia, who has compiled a record of 291-167-30 (.627) in 13 seasons overall as a head coach, led Colorado College to the NCAA Tournament in each of the last four seasons. Lucia was 166-68-18 (.694) in six seasons with the Tigers, and is 127-57-18 (.673) in WCHA games. Lucia has a career record of 12-6-0 vs. the Bulldogs, including a 4-4-0 mark at the DECC. Minnesota-Duluth Head Coach **Mike Sertich** is in his 18th season at the helm of the Bulldogs' program, with a career record of 346-319-44 (.519).

**Coach Lucia On The Air:** Coach Lucia's regular weekly media appearances are as follows: KSTP-AM (1500) - Thursday mornings (7:45) with Barbara Carlson, Saturday mornings (11:50) with Joe Soucheray, and the pre-game and post-game shows before and following games; WCCO-AM (830) - Friday mornings with Dave Lee, and Friday evenings (6:40) with Mike Max; MSC - The Don Lucia Show which airs one hour before each MSC telecast

**Power Play Back On Track:** After converting on 4-of-11 power-play opportunities last weekend against MSU, Mankato, Minnesota's power play has clicked on 29 of their last 92 (.315) man advantage opportunities dating back to the third period of the Nov. 6 game at Colorado College. The Golden Gophers, who lead the WCHA in power-play percentage both overall and in league games and were third in the nation in that category heading into last weekend's games, are 10-for-25 (.400) with the man advantage in their last four home games. On five different occasions this season through 26 games, Minnesota has scored three or more power-play goals in a game - last season, the Golden Gophers scored three or more goals on the power play just four times the entire season (43 games).

**Westrum Streak Extended:** Junior F **Erik Westrum (Apple Valley, Minn.)** extended his personal point-scoring streak to 16 games with an assist on Friday night and a goal and two assists in Saturday night's loss. Westrum's streak is the team's longest in a single season since Hobey Baker Award winner Brian Bonin scored a point in 19 consecutive games in his senior season (1995-96), and ties Golden Gopher great John Mayasich for the fifth-longest single-season streak in school history (16 games, 1953-54 season). Steve Ulseth holds the school record by scoring in 21 consecutive games during the 1980-81 campaign.

**Marginal Note:** The average margin of victory in Minnesota's 12 wins this season is 2.6 goals, while the average margin of defeat in the team's 12 losses is 1.8 goals. The Golden Gophers are 4-7-0 in 11 one-goal games after their 6-5 overtime loss to Minnesota State, Mankato last Saturday night.

**Ever So Close:** Minnesota is 7-3-1 in its last 11 games, with all three losses coming by one goal and two of the setbacks occurring in overtime.

**In State Rivals:** The Golden Gophers will play four of their final 10 games against teams from their home state - Minnesota is 33-12-6 (.706) the last six seasons in games against intrastate rivals (St. Cloud State, Minnesota State, Mankato, Minnesota-Duluth)

**This Makes No Sense:** Minnesota has been outshot in 17 of 26 games this season, and has a .500 record of 12-12-2 - last season, with an overall record of 15-19-9, the Golden Gophers outshot their opponents in 30 of 43 contests. Last weekend, Minnesota won when outshot (42-27) in Friday night's game, and lost when outshooting MSU, Mankato (34-31) in Saturday night's affair.

**Getting Out Of The Gates Quick:** Minnesota has outscored its opponents 18-8 in the first 10:00 of games this season, but are on the short end of a 13-6 margin in the final 5:00 of game time. The Golden Gophers are 12-0-2 this season when leading after two periods and 0-12-0 when tied or trailing after two frames.

**Post-Christmas Success:** The Golden Gophers are 6-2-0 since the Christmas break - last season, Minnesota was 0-6-4 in its first 10 games after Christmas.

**Specialty Team Specialists:** The Golden Gophers have outnumbered their opponents 51-30 in all non-five-on-five situations this season, but have been outscored 53-41 in full strength occasions.

## THE LAST TIME IT HAPPENED

### Minnesota Swept A Road Series:

February 26-27, 1999 @ Minnesota-Duluth  
(4-1, 10-7)

### Minnesota Was Swept In A Road Series:

November 12-13, 1999 @ Wisconsin (4-3, 5-4 ot)

**Minnesota Swept A Home Series:** January 14-15, 2000 vs. Denver (7-6, ot; 7-3)

### Minnesota Was Swept In A Home Series:

November 6-7, 1998 vs. Colorado College  
(7-1, 6-1)

**Minnesota Shut Out An Opponent:** November 20, 1999 vs. Minnesota-Duluth (Adam Hauser, 4-0)

**An Opponent Shut Out Minnesota:** January 21, 2000 @ North Dakota (Karl Goehring, 1-0)

### Minnesota Player Scored A Hat Trick:

January 15, 2000 vs. Denver (John Pohl, 7-3 Minnesota win)

**Minnesota Player Scored A Pure Hat Trick:** February 26, 1999 @ Minnesota-Duluth (Wyatt Smith, 4-1 Minnesota win)

**An Opponent Scored A Hat Trick:** January 22, 1999 @ North Dakota (Jeff Panzer, four goals, 5-4, Minnesota loss)

### Minnesota Player Scored Four Goals In A

**Game:** February 27, 1999 @ Minnesota-Duluth (Reggie Berg, 10-7 Minnesota win)

### Minnesota Won When Trailing After Two Periods:

March 14, 1997 vs. St. Cloud State at WCHA Final Five (5-4 Minnesota overtime win/trailing 4-3 heading into third period)

### Minnesota Had 50 or More Shots On Goal In A

**Game:** February 27, 1999 @ Minnesota-Duluth (54 shots, 10-7 Minnesota win)

### Opponent Had 50 or More Shots On Goal In A

**Game:** January 31, 1997 @ North Dakota (51 shots, 6-4 Minnesota loss)

### Minnesota Player Scored A Shorthanded Goal:

January 28, 2000 vs. MSU, Mankato (Aaron Miskovich, second period, 3-2 Minnesota win)

**Minnesota Won In Overtime:** January 14, 2000 vs. Denver (7-6)

**Minnesota Lost In Overtime:** January 29, 2000 vs. MSU, Mankato (6-5)

**Minnesota Tied In Overtime:** October 22, 1999 vs. North Dakota (2-2)

### Minnesota Scored 10 Goals Or More In A

**Game:** February 27, 1999 @ Minnesota-Duluth (10-7 Minnesota win)

### Opponent Scored 10 Goals Or More In A

**Game:** January 30, 1993 @ Michigan Tech (10-2 Minnesota loss)

## Did You Know & Player Notes

**Did You Know:** The Golden Gophers own a 33-17 edge overall in the first period of games this season • the Golden Gophers have not won in their last 39 games they have trailed after two periods (0-34-5), extending that string with the overtime loss to MSU, Mankato last Saturday • Minnesota leads the WCHA (league games only) in net special teams (+15) and is second in combined special teams (.554) • Minnesota suffered its first loss in its last nine games at Mariucci Arena (7-1-1) with the 6-5 setback to the Mavericks • Minnesota is 9-7-1 (.559) on Feb. 4 and 12-5-1 (.694) on Feb. 5 in school history

**#1 Adam Hauser .....So., 6-3, 202 .....Bovey, Minn.**  
Has started 62 of the last 63 games in net for Minnesota, with the lone exception being a Oct. 17 start by freshman Pete Samargia in Maine • stopped 40 of 42 shots in Friday night's 3-2 win over the Mavericks • smothered 67 of 70 shots on Jan. 21-22 at North Dakota - in four games against the Sioux this season, he has stopped 141 of 149 shots (.946) and posted a 1.98 goals against average • stopped 73 of 77 shots in earning MVP honors in the Dodge Mariucci Classic • kicked away all 31 shots to post his fourth career shutout on Nov. 20 against UMD • posted a .940 saves percentage or better in 11 games this season and in seven of the last 11 contests • named WCHA Defensive Player of the Week on two occasions this season (Oct. 25 and Jan. 3) • has numbers of 3-7-0, 3.42, .898 in 10 road appearances this season

**#3 Jordan Leopold.....So., 6-1, 208 .....Robbinsdale, Minn.**  
Has 4-7--11 in 13 home games and just 0-4--4 in 11 road games

**#4 Dylan Mills.....Jr., 5-11, 202 .....Duluth, Minn.**  
Notched first career multiple-goal game with a pair of first-period markers in Saturday night's loss to MSU, Mankato • finished game with a career high four points (two goals, two assists) • third in the WCHA in defenseman scoring (4-8--12) • fifth on the team in scoring (7-9--16) • scored just three goals in 78 career games before this season - has seven goals in 25 games played this season • six of his seven goals this season have come in the first period • led Golden Gopher skaters with eight shots on goal last weekend

**#7 Erik Westrum .....Jr., 6-0, 195 .....Apple Valley, Minn.**  
Has 21-33--54 in his last 45 games • has multiple-point games in four of his last six contests • has notched at least one point in his last 16 games, the longest streak on the team this season and longest since Brian Bonin scored in 19 straight games during the 1995-96 season • totalled a goal and three assists in last weekend's series against the Mavericks • leads the team with 16 goals - second on the team with 32 points (16 goals, 16 assists) • has scored 12 of his 16 goals in the first or second periods • tied for sixth in the WCHA in scoring (all games) • tied for third in the league in goal scoring (all games, 16) • second in the WCHA in power play points (16) in all games • only league player with three short-handed goals this year

**#9 John Pohl .....So., 6-1, 186.....Red Wing, Minn.**  
Notched two goals and three assists in last weekend's series • leads the team in scoring (14-24--38) • has 12-19--31 in his last 19 games • second in the WCHA in scoring (league games, 11-17--28) • in second place in all games in total points (38) • had 7-10--17 in 42 games last season - has already surpassed goal, assist and point total from freshman campaign • had career-long seven-game point scoring streak earlier this season - has scored a point in 17 of his last 19 games • first in the WCHA in power-play points in league games only (7-9--16) • first in the league with seven power-play goals • has posted four points in a game on three occasions this season and had a hand in all three Golden Gopher goals in Friday's win • leads the team with 10-13--23 in 13 home games - has 4-10--14 in 11 road games • leads the league in power-play points (all games)

**#13 Nate Miller .....Sr., 6-3, 200 .....Anoka, Minn.**  
Has played in 124 consecutive games (streak dates back to his freshman season) • assisted on career-high three goals in Saturday night's loss to MSU, Mankato • has scored five of his eight goals this season on the road

**#16 Nick Anthony.....Fr., 5-10, 176.....Faribault, Minn.**  
Led the team with five shots on goal in Friday's win over MSU, Mankato

**#22 Jeff Taffe.....Fr., 6-3, 176 .....Hastings, Minn.**  
Notched a pair of goals in Saturday night's loss to the Mavericks • the two-goal game was the first multiple-goal game of his career • three of his five goals this season have come in the last two Saturday night games

**#27 Aaron Miskovich.....Jr., 6-0, 190.....Grand Rapids, Minn.**  
Scored shorthanded goal, which proved to be the game-winner, in the second period of Friday's 3-2 win against the Mavericks

**#33 Dave Spehar .....Sr., 5-8, 174 .....Duluth, Minn.**  
Has 5-5--10 in 15 home games and just 0-1--1 in 11 road contests

## WCHA Standings/Schedule

### CAREER GOALS – CURRENT PLAYERS

|                 |    |
|-----------------|----|
| Dave Spehar     | 57 |
| Erik Westrum    | 31 |
| Nate Miller     | 27 |
| Aaron Miskovich | 24 |
| John Pohl       | 21 |
| Rico Pagel      | 17 |
| Stuart Senden   | 12 |
| Jordan Leopold  | 11 |
| Dylan Mills     | 10 |
| Erik Wendell    | 9  |
| Matt Leimbek    | 5  |
| Doug Meyer      | 5  |
| Pat O'Leary     | 5  |
| Jeff Taffe      | 5  |
| Nick Angell     | 5  |
| Nick Anthony    | 3  |
| Mike Lyons      | 3  |
| Ryan Trebil     | 3  |
| Dan Welch       | 3  |
| Mark Nenovich   | 1  |

### CAREER ASSISTS – CURRENT PLAYERS

|                 |    |
|-----------------|----|
| Dave Spehar     | 64 |
| Erik Westrum    | 55 |
| Nate Miller     | 37 |
| John Pohl       | 34 |
| Dylan Mills     | 31 |
| Aaron Miskovich | 30 |
| Rico Pagel      | 28 |
| Jordan Leopold  | 27 |
| Mike Lyons      | 22 |
| Matt Leimbek    | 17 |
| Nick Angell     | 13 |
| Stuart Senden   | 12 |
| Doug Meyer      | 7  |
| Ben Tharp       | 7  |
| Erik Wendell    | 7  |
| Jeff Taffe      | 6  |
| Ryan Trebil     | 6  |
| Dan Welch       | 4  |
| Nick Anthony    | 2  |
| Mark Nenovich   | 2  |
| Pat O'Leary     | 2  |
| Matt DeMarchi   | 1  |

### CAREER POINTS – CURRENT PLAYERS

|                 |     |
|-----------------|-----|
| Dave Spehar     | 121 |
| Erik Westrum    | 86  |
| Nate Miller     | 64  |
| John Pohl       | 55  |
| Aaron Miskovich | 54  |
| Rico Pagel      | 45  |
| Dylan Mills     | 41  |
| Jordan Leopold  | 38  |
| Mike Lyons      | 25  |
| Stuart Senden   | 24  |
| Matt Leimbek    | 22  |
| Nick Angell     | 16  |
| Erik Wendell    | 16  |
| Doug Meyer      | 12  |
| Jeff Taffe      | 11  |
| Ryan Trebil     | 9   |
| Pat O'Leary     | 7   |
| Ben Tharp       | 7   |
| Dan Welch       | 7   |
| Nick Anthony    | 5   |
| Mark Nenovich   | 3   |
| Matt DeMarchi   | 1   |

### CAREER GAMES – CURRENT PLAYERS

|                 |     |
|-----------------|-----|
| Nate Miller     | 148 |
| Dave Spehar     | 147 |
| Mike Lyons      | 132 |
| Rico Pagel      | 109 |
| Erik Westrum    | 105 |
| Dylan Mills     | 103 |
| Aaron Miskovich | 96  |
| Stuart Senden   | 91  |
| Matt Leimbek    | 87  |
| Ryan Trebil     | 74  |
| John Pohl       | 68  |
| Adam Hauser     | 65  |
| Jordan Leopold  | 63  |
| Nick Angell     | 61  |
| Erik Wendell    | 60  |
| Doug Meyer      | 56  |
| Pat O'Leary     | 29  |
| Mark Nenovich   | 28  |
| Matt DeMarchi   | 24  |
| Jeff Taffe      | 24  |
| Dan Welch       | 23  |
| Ben Tharp       | 21  |
| Nick Anthony    | 19  |
| Pete Samargia   | 3   |

| Team (Overall Record, win %)     | GP | W  | L  | T | Pts | GF | GA | GD† |
|----------------------------------|----|----|----|---|-----|----|----|-----|
| Wisconsin (19-6-1, .750)         | 18 | 14 | 4  | 0 | 28  | 68 | 50 | +18 |
| North Dakota (18-6-2, .731)      | 20 | 13 | 5  | 2 | 28  | 86 | 48 | +38 |
| St. Cloud State (15-8-1, .646)   | 18 | 11 | 6  | 1 | 23  | 77 | 44 | +33 |
| Alaska Anchorage (12-10-2, .542) | 20 | 10 | 8  | 2 | 22  | 50 | 56 | -6  |
| Colorado College (14-12-1, .537) | 18 | 10 | 7  | 1 | 21  | 59 | 42 | +17 |
| MSU, Mankato (13-11-2, .538)     | 18 | 9  | 8  | 1 | 19  | 60 | 58 | +2  |
| Minnesota (12-12-2, .500)        | 18 | 8  | 8  | 2 | 18  | 59 | 53 | +6  |
| Minnesota-Duluth (11-13-0, .458) | 18 | 7  | 11 | 0 | 14  | 39 | 67 | -28 |
| Denver (9-17-2, .357)            | 20 | 5  | 14 | 1 | 11  | 60 | 78 | -18 |
| Michigan Tech (4-24-0, .143)     | 20 | 2  | 18 | 0 | 4   | 36 | 98 | -62 |

### This Weekend's Games (all Friday-Saturday series)

Colorado College @ Alaska Anchorage  
 MSU, Mankato @ Denver  
 Minnesota @ Minnesota-Duluth  
 North Dakota @ St. Cloud State  
 Wisconsin @ Michigan Tech

## Season Highs/Lows Team

|   |   |
|---|---|
| <b>MOST GOALS/GAME</b>                    | (7) two times, last 1/15 vs. Denver                           |
| <b>LEAST GOALS/GAME</b>                   | (0) two times, last 1/21 @ North Dakota                       |
| <b>MOST ASSISTS/GAME</b>                  | (11) two times, last 1/15 vs. Denver                          |
| <b>LEAST ASSISTS/GAME</b>                 | (0) two times, last 1/21 @ North Dakota                       |
| <b>MOST GOALS AGAINST/GAME</b>            | (6) three times, last 1/29 vs. MSU, Mankato                   |
| <b>LEAST GOALS AGAINST/GAME</b>           | (0) 11/20 vs. Minnesota-Duluth                                |
| <b>MOST ASSISTS AGAINST/GAME</b>          | (10) two times, last 1/29 vs. MSU, Mankato                    |
| <b>LEAST ASSISTS AGAINST/GAME</b>         | (0) 11/20 vs. Minnesota-Duluth                                |
| <b>MOST GOALS/PERIOD</b>                  | (5) 1/14 vs. Denver - first period                            |
| <b>MOST GOALS AGAINST/PERIOD</b>          | (3) six times, last 1/14 vs. Denver - third period            |
| <b>MOST POWER PLAY GOALS/GAME</b>         | (3) five times, last 1/15 vs. Denver                          |
| <b>MOST POWER PLAY GOALS ALLOWED/GAME</b> | (3) 11/27 @ Michigan State                                    |
| <b>MOST SHOTS ON GOAL/GAME</b>            | (42) 11/19 vs. Minnesota-Duluth                               |
| <b>LEAST SHOTS ON GOAL/GAME</b>           | (17) 11/5 @ Colorado College                                  |
| <b>MOST SHOTS AGAINST/GAME</b>            | (47) 1/14 vs. Denver  |
| <b>LEAST SHOTS AGAINST/GAME</b>           | (23) 12/4 @ Alaska Anchorage                                  |
| <b>MOST SHOTS ON GOAL/PERIOD</b>          | (19) 12/10 @ St. Cloud State                                  |
| <b>MOST SHOTS AGAINST/PERIOD</b>          | (20) 10/22 vs. North Dakota                                   |
| <b>MOST PENALTIES/GAME</b>                | (14) two times, last 1/14 vs. Denver                          |
| <b>LEAST PENALTIES/GAME</b>               | (3) three times, last 1/21 @ North Dakota                     |
| <b>MOST PIM/GAME</b>                      | (39) 1/14 vs. Denver  |
| <b>LEAST PIM/GAME</b>                     | (6) three times, last 1/21 @ North Dakota                     |
| <b>MOST OPP. PENALTIES/GAME</b>           | (14) two times, last 1/15 vs. Denver                          |
| <b>LEAST OPP. PENALTIES/GAME</b>          | (2) 11/12 @ Wisconsin   |
| <b>MOST OPP. PIM/GAME</b>                 | (36) 11/26 @ Michigan   |
| <b>LEAST OPP. PIM/GAME</b>                | (4) 11/12 @ Wisconsin   |
| <b>QUICKEST TWO GOALS</b>                 | (0:46) 10/29 vs. BC - first period (Taffe, Anthony)           |
| <b>QUICKEST THREE GOALS</b>               | (2:43) 11/26 @ Mich. - first period (Miller, Westrum, Senden) |

## Individual

|                           |  |
|---------------------------|--|
| <b>GOALS/GAME</b>         | (3) two times, last John Pohl, 1/15 vs. Denver               |
| <b>GOALS/PERIOD</b>       | (2) three times, last Dylan Mills, 1/29 first period vs. MSU |
| <b>ASSISTS/GAME</b>       | (4) two times, last Aaron Miskovich, 1/15 vs. Denver         |
| <b>ASSISTS/PERIOD</b>     | (2) 13 times, last Nate Miller, 1/29 third period vs. MSU    |
| <b>POINTS/GAME</b>        | (4) five times, last Dylan Mills, 1/29 vs. MSU               |
| <b>POINTS/PERIOD</b>      | (3) two times, last Dylan Mills, 1/29 first period vs. MSU   |
| <b>PENALTIES/GAME</b>     | (4) Erik Westrum, 1/14 vs. Denver                            |
| <b>PIM/GAME</b>           | (19) Erik Westrum, 1/14 vs. Denver                           |
| <b>SHOTS ON GOAL/GAME</b> | (10) Jordan Leopold, 11/20 vs. Minnesota-Duluth              |
| <b>SAVES/GAME</b>         | (44) Adam Hauser, 10/22 vs. North Dakota                     |

## Goals Breakdown

|                              | OPP | MN |
|------------------------------|-----|----|
| 5-on-5                       | 53  | 41 |
| 5-on-4                       | 19  | 29 |
| 6-on-5                       | 4   | 2  |
| 6-on-4                       | 1   | 1  |
| 4-on-5                       | 3   | 6  |
| 4-on-4                       | 1   | 6  |
| 5-on-3                       | 1   | 2  |
| 4-on-3                       | 1   | 4  |
| Power Play                   | 22  | 36 |
| Shorthanded                  | 3   | 6  |
| Empty Net                    | 2   | 2  |
| First Minute of Game         | 2   | 1  |
| First 2 Minutes of Game      | 2   | 1  |
| First 5 Minutes of Game      | 3   | 7  |
| First 10 Minutes of Game     | 8   | 18 |
| First Goal of Game           | 11  | 15 |
| First Minute of Period       | 3   | 3  |
| Last Minute of Period        | 8   | 7  |
| Last Minute of Game          | 10  | 4  |
| Last 5 Minutes of Game       | 13  | 7  |
| To Tie Game - Last 5 Minutes | 3   | 0  |
| To Win Game - Last 5 Minutes | 4   | 2  |
| October                      | 24  | 18 |
| November                     | 23  | 26 |
| December                     | 16  | 21 |
| January                      | 20  | 27 |
| February                     | 0   | 0  |
| March                        | 0   | 0  |
| Unassisted                   | 3   | 8  |
| One Assist                   | 30  | 28 |
| Two Assists                  | 50  | 55 |
| Home                         | 40  | 55 |
| Road                         | 43  | 37 |
| Neutral                      | 0   | 0  |
| Overtime                     | 2   | 2  |

### GOALS SCORED AFTER OPPONENTS' GOAL

|                       | OPP | MN |
|-----------------------|-----|----|
| Less Than One Minute  | 4   | 2  |
| One To Three Minutes  | 6   | 9  |
| Three To Five Minutes | 7   | 4  |

## Goals By Period

**First (33)** - Westrum (7), Mills (6), Pohl (4), Taffe (3), Leopold (2), Miller (2), Miskovich (2), Wendell, Welch, Anthony, Senden, Spehar, Leimbek, O'Leary

**Second (30)** - Pohl (6), Westrum (5), Miskovich (4), Spehar (4), Angell (2), Roed (2), Welch (2), Meyer, Miller, Anthony, Senden, O'Leary

**Third (27)** - Pohl (4), Miller (4), Westrum (4), Miskovich (3), O'Leary (3), Taffe (2), Mills, Roed, Senden, Leopold, Nenovich, Anthony, Wendell

**Overtime (2)** - Miller, Leopold

## Stats By Class

| Season        | G-A--Pts | P/M    | Shots | PP | GW |
|---------------|----------|--------|-------|----|----|
| Senior (5)    | 14-24-38 | 40/80  | 132   | 6  | 3  |
| Junior (5)    | 35-43-78 | 54/119 | 245   | 14 | 4  |
| Sophomore (7) | 29-46-75 | 54/108 | 230   | 12 | 3  |
| Freshman (6)  | 14-26-40 | 53/117 | 177   | 4  | 2  |

| Last Weekend  | G-A--Pts | P/M  | Shots | PP | GW |
|---------------|----------|------|-------|----|----|
| Senior (4)    | 0-4-4    | 4/8  | 10    | 0  | 0  |
| Junior (5)    | 4-5-9    | 4/8  | 20    | 2  | 1  |
| Sophomore (7) | 2-5-7    | 6/12 | 15    | 2  | 0  |
| Freshman (5)  | 2-0-2    | 4/19 | 16    | 0  | 0  |

## In The News

**Tickets On Sale For 2000 NCAA West Regional At Mariucci:** Ticket packages are now available for the 2000 NCAA West Hockey Regional games at Mariucci Arena from March 24-25. Tickets currently being sold include entry to all four games of the event, and are priced at \$50 for the contests which will decide half of the field for the 2000 NCAA Frozen Four in Providence, R.I. As of Jan. 17, less than 2,000 seats remained for the event. Game times are 5 p.m. and 8:30 p.m. each evening. The 2000 NCAA East Hockey Regional is being held from March 25-26 at Albany, N.Y.

**Tickets On Sale For 2000 WCHA Final Five At Target Center:** One of college hockey's premier postseason tournaments - the annual NSP WCHA Final Five - returns to Target Center in Minneapolis from March 16-18, 2000. Five-game championship ticket packages are priced at \$76.25 per person. For more information on tickets, please call the Target Center at (612) 673-0900.

**Conference Stats Online:** The WCHA is part of a new college hockey statistical service available through the internet at [www.collegehockeystats.com](http://www.collegehockeystats.com). Information available includes complete team and individual statistics updated after each game, conference standings, team rosters, results and game summaries, and team schedules

## multiple-point games (season/career)

| Player (Games)         | Last Time                     | Record       |
|------------------------|-------------------------------|--------------|
| John Pohl (12/13)      | 1/29/00 vs. MSU (2a)          | 8-4-0/9-4-0  |
| Erik Westrum (9/19)    | 1/29/00 vs. MSU (1g, 2a)      | 5-4-0/7-10-2 |
| Nate Miller (7/11)     | 1/29/00 vs. MSU (3a)          | 4-3-0/7-4-0  |
| Dylan Mills (4/9)      | 1/29/00 vs. MSU (2g, 2a)      | 1-3-0/6-3-0  |
| Aaron Miskovich (4/10) | 1/22/00 vs. DU (1g, 1a)       | 4-0-0/6-3-1  |
| Jordan Leopold (3/7)   | 1/14/00 vs. DU (2g, 1a)       | 3-0-0/3-3-1  |
| Jeff Taffe (3/3)       | 1/29/00 vs. MSU (2g)          | 2-1-0/2-1-0  |
| Shawn Roed (2/2)       | 11/20/99 vs. UMD (1g, 2a)     | 1-1-0/1-1-0  |
| Dave Spehar (2/26)     | 12/30/99 vs. NMU (1g, 1a)     | 2-0-0/16-7-3 |
| Nick Angell (1/1)      | 12/10/99 @ SCSU (2a)          | 0-1-0/0-1-0  |
| Nick Anthony (1/1)     | 10/29/99 vs. BC (1g, 1a)      | 1-0-0/1-0-0  |
| Mark Nenovich (1/1)    | 12/29/99 vs. Harvard (1g, 1a) | 1-0-0/1-0-0  |
| Pat O'Leary (1/1)      | 1/15/00 vs. DU (2g)           | 1-0-0/1-0-0  |
| Stuart Senden (1/3)    | 10/29/99 vs. BC (1g, 1a)      | 1-0-0/2-1-0  |
| Ben Tharp (1/1)        | 11/19/99 vs. UMD (2a)         | 1-0-0/1-0-0  |
| Rico Pagel (0/9)       | 2/27/99 @ UMD (1g, 1a)        | 0-0-0/6-3-0  |
| Matt Leimbek (0/3)     | 1/30/99 vs. MTU (1g, 1a)      | 0-0-0/2-1-0  |
| Erik Wendell (0/2)     | 3/5/99 vs. UAA (1g, 1a)       | 0-0-0/2-0-0  |
| Doug Meyer (0/2)       | 3/5/99 vs. WIS (1g, 1a)       | 0-0-0/0-1-1  |
| Mike Lyons (0/1)       | 11/9/96 vs. UND (1g, 1a)      | 0-0-0/1-0-0  |
| Ryan Trebil (0/1)      | 1/17/98 vs. DU (2a)           | 0-0-0/1-0-0  |

## multiple-goal games (season/career)

| Player (Games)        | Last Time                | Record      |
|-----------------------|--------------------------|-------------|
| Erik Westrum (4/7)    | 11/26/99 @ Michigan (2g) | 1-3-0/2-4-1 |
| John Pohl (3/3)       | 1/28/00 vs. MSU (2g)     | 3-0-0/3-0-0 |
| Nate Miller (1/2)     | 11/6/99 @ CC (2g)        | 1-0-0/1-1-0 |
| Jordan Leopold (1/2)  | 1/14/00 vs. DU (2g)      | 1-0-0/1-1-0 |
| Aaron Miskovich (1/3) | 1/14/00 vs. DU (2g)      | 1-0-0/3-0-0 |
| Dylan Mills (1/1)     | 1/29/00 vs. MSU (2g)     | 0-1-0/0-1-0 |
| Pat O'Leary (1/1)     | 1/15/00 vs. DU (2g)      | 1-0-0/1-0-0 |
| Jeff Taffe (1/1)      | 1/29/00 vs. MSU (2g)     | 0-1-0/0-1-0 |
| Dave Spehar (0/5)     | 3/18/99 vs. SCSU (2g)    | 0-0-0/5-0-0 |
| Rico Pagel (0/1)      | 12/15/97 vs. SCSU (2g)   | 0-0-0/0-1-0 |
| Stuart Senden (0/1)   | 2/7/98 vs. WIS (2g)      | 0-0-0/1-0-0 |



Minnesota Men - 1999-2000 Schedule & Results

| Date         | Opponent           |    | Result     | Overall Record | Conf Record |
|--------------|--------------------|----|------------|----------------|-------------|
| Sat Oct 16   | at Maine           | NC | 3-5 L      | 0-1-0          | 0-0-0       |
| Sun Oct 17   | at Maine           | NC | 4-5 L      | 0-2-0          | 0-0-0       |
| Fri Oct 22   | NORTH DAKOTA       |    | T 2-2 T OT | 0-2-1          | 0-0-1       |
| Sat Oct 23   | NORTH DAKOTA       |    | 2-3 L      | 0-3-1          | 0-1-1       |
| Fri Oct 29   | BOSTON COLLEGE     | NC | W 6-5 OT   | 1-3-1          | 0-1-1       |
| Sat Oct 30   | BOSTON COLLEGE     | NC | 1-4 L      | 1-4-1          | 0-1-1       |
| Fri Nov 5    | at Colorado Coll.  |    | 0-3 L      | 1-5-1          | 0-2-1       |
| Sat Nov 6    | at Colorado Coll.  |    | W 2-1      | 2-5-1          | 1-2-1       |
| Fri Nov 12   | at Wisconsin       |    | 3-4 L      | 2-6-1          | 1-3-1       |
| Sat Nov 13   | at Wisconsin       |    | 4-5 L OT   | 2-7-1          | 1-4-1       |
| Fri Nov 19   | MINN-DULUTH        |    | W 5-3      | 3-7-1          | 2-4-1       |
| Sat Nov 20   | MINN-DULUTH        |    | W 4-0      | 4-7-1          | 3-4-1       |
| * Fri Nov 26 | at Michigan        | NC | W 6-1      | 5-7-1          | 3-4-1       |
| # Sat Nov 27 | at Michigan State  | NC | 2-6 L      | 5-8-1          | 3-4-1       |
| Fri Dec 3    | at Alask-Anchorage |    | 2-5 L      | 5-9-1          | 3-5-1       |
| Sat Dec 4    | at Alask-Anchorage |    | W 3-1      | 6-9-1          | 4-5-1       |
| Fri Dec 10   | at St. Cloud       |    | 3-4 L OT   | 6-10-1         | 4-6-1       |
| Sat Dec 11   | ST. CLOUD          |    | T 2-2 T OT | 6-10-2         | 4-6-2       |
| Wed Dec 15   | VALERENGA          | EX | 5-7 L      | 6-10-2         | 4-6-2       |
| & Wed Dec 29 | HARVARD            | NC | W 5-2      | 7-10-2         | 4-6-2       |
| % Thu Dec 30 | NORTHERN MICH.     | NC | W 6-2      | 8-10-2         | 4-6-2       |
| Fri Jan 14   | DENVER             |    | W 7-6 OT   | 9-10-2         | 5-6-2       |
| Sat Jan 15   | DENVER             |    | W 7-3      | 10-10-2        | 6-6-2       |
| Fri Jan 21   | at North Dakota    |    | 0-1 L      | 10-11-2        | 6-7-2       |
| Sat Jan 22   | at North Dakota    |    | W 5-2      | 11-11-2        | 7-7-2       |
| Fri Jan 28   | MSU-MANKATO        |    | W 3-2      | 12-11-2        | 8-7-2       |
| Sat Jan 29   | MSU-MANKATO        |    | 5-6 L OT   | 12-12-2        | 8-8-2       |
| Fri Feb 4    | at Minn-Duluth     |    |            | 7:05 pm        |             |
| Sat Feb 5    | at Minn-Duluth     |    |            | 7:05 pm        |             |
| Fri Feb 11   | COLORADO COLL.     |    |            | 7:05 pm        |             |
| Sat Feb 12   | COLORADO COLL.     |    |            | 7:05 pm        |             |
| Fri Feb 18   | at Michigan Tech.  |    |            | 7:35 pm        |             |
| Sat Feb 19   | at Michigan Tech.  |    |            | 7:05 pm        |             |
| Fri Feb 25   | WISCONSIN          |    |            | 7:05 pm        |             |
| Sat Feb 26   | WISCONSIN          |    |            | 7:05 pm        |             |
| Fri Mar 3    | ST. CLOUD          |    |            | 7:05 pm        |             |
| Sat Mar 4    | at St. Cloud       |    |            | 7:05 pm        |             |

- \* - College Hockey Showcase
- # - College Hockey Showcase
- & - Mariucci Classic
- % - Mariucci Classic Championship

| Records | Conf  | Non-Conf | Overall | GF-GA   | Conf  | Non-Conf | Overall |
|---------|-------|----------|---------|---------|-------|----------|---------|
| Overall | 8-8-2 | 4-4-0    | 12-12-2 | Overall | 59-53 | 33-30    | 92-83   |
| Home    | 5-2-2 | 3-1-0    | 8-3-2   | Home    | 37-27 | 18-13    | 55-40   |
| Away    | 3-6-0 | 1-3-0    | 4-9-0   | Away    | 22-26 | 15-17    | 37-43   |
| Neutral | 0-0-0 | 0-0-0    | 0-0-0   | Neutral | 0-0   | 0-0      | 0-0     |





# GOLDEN GOPHER HOCKEY

University of Minnesota  
Men's Media Relations

Phone: (612) 625-4090

Fax: (612) 625-0359

Website: www.gophersports.com

Contact: Brad Ruite

Phone: (612) 625-4389

E-Mail: ruite001@gold.tc.umn.edu

## WEEKLY RELEASE February 7, 2000

### LAST WEEKEND

#### The Golden Gophers

swept a two-game series at Minnesota-Duluth (3-2, 4-1) for their first road sweep of the 1999-2000 season

#### The Tigers

gained three of a possible four points from a weekend series at Alaska Anchorage (2-2 tie Friday, 4-0 win Saturday)

### MEDIA INFORMATION

**TV: Both games live** on Midwest Sports Channel/Frank Mazzocco-play-by-play; Tom Reid-color

**RADIO: Both games live** on KSTP-AM/Dan Terhaar-play-by-play; Glen Sonmor-color

**INTERVIEWS:** The coaching staff and players are available for interviews on **WEDNESDAYS** by request through the media relations office. **During the second half of the season, the men's team will have ice time between 4:00 - 6:30 for practice. Interview times on Wednesdays are from 2:45 - 3:30 and after practice (6:30).** The Golden Gopher locker room is CLOSED to the media at all times. Postgame interviews should be done outside the locker room after a 10 minute cooling off period.

**Colorado College (15-12-2, 11-7-2) @ Minnesota (14-12-2, 10-8-2)**  
**Mariucci Arena • Minneapolis, Minn.**  
**Friday, February 11 • 7:05 p.m. (CST)**  
**Saturday, February 12 • 7:05 p.m. (CST)**

**All-Time Series vs. Tigers:** Minnesota leads 136-70-6

**Last Time vs. Tigers:** (Nov. 5-6, 1999) - The Golden Gophers only managed a season-low 17 shots on goal in dropping Friday night's 3-0 decision before rebounding for a 2-1 win on Saturday evening. Sophomore G **Adam Hauser (Bovey, Minn.)** stopped 71 of 75 shots on the weekend, while senior F **Nate Miller (Anoka, Minn.)** supplied all the offense Minnesota would need in Saturday's win with a pair of markers.

**Last Time vs. Tigers At Mariucci Arena:** (November 6-7, 1998) - The Tigers blitzed the Golden Gophers (7-1, 6-1) in a two-game series early in the 1998-99 season. Minnesota owned a 60-56 advantage for the weekend in shots on goal despite the 13-2 domination on the scoreboard.

**Series Notes:** Colorado College has won 10 of the last 11 meetings between the two teams • Minnesota last swept Colorado College on Feb. 5-6, 1993 at the old Mariucci Arena • the Tigers have outscored the Golden Gophers 16-5 in the first period of the last eight games • the 11-goal differential in the sweep in Minneapolis last season (7-1, 6-1) was the largest against the Golden Gophers in a home series in the new Mariucci Arena • Minnesota owns a 44-19-2 edge in games played in February • the Tigers have tied or won the season series in five of the last six campaigns • Colorado College is the only WCHA team that the Golden Gophers have yet to sweep at the new Mariucci Arena

| TEAM COMPARISONS    | Colorado College | Minnesota      |
|---------------------|------------------|----------------|
| Power Play          | 31/149 (.208)    | 37/142 (.261)  |
| League Power Play   | 18/100 (.180)    | 25/92 (.272)   |
| Penalty Kill        | 101/120 (.842)   | 120/143 (.839) |
| League Penalty Kill | 70/82 (.854)     | 78/90 (.867)   |
| Last 10 Games       | 5-3-2 (.600)     | 8-2-0 (.800)   |
| Home                | 9-6-0 (.600)     | 8-3-2 (.692)   |
| Road                | 5-5-2 (.500)     | 6-9-0 (.400)   |
| Goals/Game          | 3.41             | 3.54           |
| Goals Allowed/Game  | 2.41             | 3.07           |
| Penalties/Game      | 6.55             | 7.93           |
| Shots On Goal/Game  | 34.03            | 30.25          |

### Career Scoring vs. Colorado College

| Player (games)      | G-A--Pts | Notes                           |
|---------------------|----------|---------------------------------|
| Dave Spehar (14)    | 4-5--9   | GWG in 3-0 win on 2/22/97       |
| Erik Westrum (11)   | 1-5--6   | 3a in 3/20/99 Final Five loss   |
| Nate Miller (15)    | 3-0--3   | First career goal on 10/18/96   |
| Erik Wendell (6)    | 1-2--3   | SHG on 2/27/98                  |
| Jordan Leopold (7)  | 0-3--3   | 2a in 3/20/99 Final Five loss   |
| Aaron Miskovich (9) | 2-0--2   | MN's final goal in 98-99 season |
| Rico Pagel (11)     | 1-1--2   | Goal in loss on 2/28/98         |
| Stuart Senden (9)   | 1-1--2   | Opened scoring in 11/6/98 loss  |
| Matt Leimbek (9)    | 1-1--2   | Only MN goal on 2/6/99          |
| John Pohl (7)       | 1-1--2   | Goal in Final Five game last yr |
| Mike Lyons (14)     | 0-1--1   | Assist on goal on 11/22/98      |
| Dylan Mills (10)    | 0-1--1   | Assist on goal on 2/5/99        |
| Pat O'Leary (3)     | 0-1--1   | First career point on 2/5/99    |
| Jeff Taffe (2)      | 0-1--1   | Assist on PPG on 11/5/99        |
| Ben Tharp (2)       | 0-1--1   | Assist on GWG on 11/5/99        |

### SCHEDULE/RESULTS

|             |                                 |           |
|-------------|---------------------------------|-----------|
| Oct. 16     | #@ Maine                        | L5-3      |
| Oct. 17     | #@ Maine                        | L5-4      |
| Oct. 22     | NORTH DAKOTA                    | T2-2 (ot) |
| Oct. 23     | NORTH DAKOTA                    | L3-2      |
| Oct. 29     | #BOSTON COLL.                   | W6-5 (ot) |
| Oct. 30     | #BOSTON COLL.                   | L4-1      |
| Nov. 5      | @ Colorado College              | L3-0      |
| Nov. 6      | @ Colorado College              | W2-1      |
| Nov. 12     | @ Wisconsin                     | L4-3      |
| Nov. 13     | @ Wisconsin                     | L5-4 (ot) |
| Nov. 19     | MINN-DULUTH                     | W5-3      |
| Nov. 20     | MINN-DULUTH                     | W4-0      |
| Nov. 26     | #@ Michigan                     | W6-1      |
| Nov. 27     | #@ Michigan State               | L6-2      |
| Dec. 3      | @ Alaska-Anch.                  | L5-2      |
| Dec. 4      | @ Alaska-Anch.                  | W3-1      |
| Dec. 10     | @ St. Cloud State               | L4-3 (ot) |
| Dec. 11     | ST. CLOUD STATE                 | T2-2 (ot) |
| Dec. 15     | *VALERENGA                      | L7-5      |
| Dec. 29     | #HARVARD                        | W5-2      |
| Dec. 30     | #NORTHERN MICH.                 | W6-2      |
| Jan. 14     | DENVER                          | W7-6 (ot) |
| Jan. 15     | DENVER                          | W7-3      |
| Jan. 21     | @ North Dakota                  | L1-0      |
| Jan. 22     | @ North Dakota                  | W5-2      |
| Jan. 28     | MSU MANKATO                     | W3-2      |
| Jan. 29     | MSU MANKATO                     | L6-5 (ot) |
| Feb. 4      | @ Minn-Duluth                   | W3-2      |
| Feb. 5      | @ Minn-Duluth                   | W4-1      |
| Feb. 11     | COLORADO COLL.                  | 7:05 p.m. |
| Feb. 12     | COLORADO COLL.                  | 7:05 p.m. |
| Feb. 18     | @ Michigan Tech                 | 6:35 p.m. |
| Feb. 19     | @ Michigan Tech                 | 6:05 p.m. |
| Feb. 25     | WISCONSIN                       | 7:05 p.m. |
| Feb. 26     | WISCONSIN                       | 7:05 p.m. |
| March 3     | ST. CLOUD STATE                 | 7:05 p.m. |
| March 4     | @ St. Cloud State               | 7:05 p.m. |
| March 10-12 | WCHA FIRST ROUND                |           |
| March 16-18 | WCHA FINAL FIVE                 |           |
|             | (@ Target Center, Minneapolis)  |           |
| March 24-26 | NCAA REGIONALS                  |           |
|             | (@ Mariucci Arena, Minneapolis) |           |
|             | (@ Pepsi Arena, Albany, N.Y.)   |           |
| April 6     | NCAA SEMIFINALS                 |           |
|             | (@ Providence, R.I.)            |           |
| April 8     | NCAA CHAMPIONSHIP               |           |
|             | (@ Providence, R.I.)            |           |

\* - exhibition game

# - nonconference game

all game times are Central  
game times are subject to change

## 1999-2000 RECORD WHEN

|                                      |         |
|--------------------------------------|---------|
| Overall Record                       | 14-12-2 |
| WCHA Record                          | 10-8-2  |
| Home Record                          | 8-3-2   |
| Road Record                          | 6-9-0   |
| Neutral Site Record                  | 0-0-0   |
| Last 20 Games                        | 12-7-1  |
| Last 10 Games                        | 8-2-0   |
| Last 5 Games                         | 4-1-0   |
| Scoring A Power-Play Goal            | 12-8-1  |
| Not Scoring A Power-Play Goal        | 2-4-1   |
| Allowing A Power-Play Goal           | 8-8-2   |
| Not Allowing A Power-Play Goal       | 6-4-0   |
| Scoring A Short-Handed Goal          | 5-2-0   |
| Allowing A Short-Handed Goal         | 1-2-0   |
| 10 Or More Penalties                 | 5-4-0   |
| Fewer Than 10 Penalties              | 9-8-2   |
| More Penalties Than Opponent         | 8-5-0   |
| Fewer Penalties Than Opponent        | 4-6-2   |
| Same Amount Of Penalties             | 2-1-0   |
| In One-Goal Games                    | 5-7-0   |
| In Two-Goal Games                    | 2-1-0   |
| In Three-Goal or More Games          | 7-4-0   |
| In Overtime Games                    | 2-3-2   |
| Scoring 4 or More Goals              | 10-3-0  |
| Scoring 3 or Fewer Goals             | 4-9-2   |
| Scoring 3 or More Goals              | 13-6-0  |
| Scoring 2 or Fewer Goals             | 1-6-2   |
| Allowing 4 or More Goals             | 2-9-0   |
| Allowing 3 or Fewer Goals            | 12-3-2  |
| Scoring First Goal Of Game           | 9-5-2   |
| Opponents Score First                | 5-7-0   |
| Leading After One Period             | 8-4-1   |
| Trailing After One Period            | 2-4-0   |
| Tied After One Period                | 4-4-1   |
| Scoring First Goal Of Second Period  | 12-4-1  |
| Leading After Two Periods            | 13-0-2  |
| Trailing After Two Periods           | 0-10-0  |
| Tied After Two Periods               | 1-2-0   |
| Scoring First Goal Of Third Period   | 10-7-0  |
| Having 10-19 Shots On Goal           | 1-1-0   |
| Having 20-29 Shots On Goal           | 5-6-0   |
| Having 30-39 Shots On Goal           | 7-5-2   |
| Having 40 or More Shots On Goal      | 1-0-0   |
| Allowing Fewer Than 10 Shots On Goal | 0-0-0   |
| Allowing 10-19 Shots On Goal         | 1-0-0   |
| Allowing 20-29 Shots On Goal         | 2-3-0   |
| Allowing 30-39 Shots On Goal         | 7-9-0   |
| Allowing 40 or More Shots On Goal    | 4-0-2   |
| Outshooting Opponent                 | 5-5-0   |
| Opponent Outshoots Minnesota         | 8-7-2   |
| Shots Are Even                       | 1-0-0   |
| October                              | 1-4-1   |
| November                             | 4-4-0   |
| December                             | 3-2-1   |
| January                              | 4-2-0   |
| February                             | 2-0-0   |
| March                                | 0-0-0   |
| Wednesdays                           | 1-0-0   |
| Thursdays                            | 1-0-0   |
| Fridays                              | 6-5-1   |
| Saturdays                            | 6-6-1   |
| Sundays                              | 0-1-0   |
| Series Record                        | 3-4-6   |
| Games Following A Win                | 7-6-0   |
| Games Following A Loss               | 6-4-2   |
| Games Following A Tie                | 1-1-0   |

## News & Notes

**The Coaches:** Minnesota Head Coach **Don Lucia** is in his first season with the Golden Gophers. Lucia, who has compiled a record of 293-167-30 (.629) in 13 seasons overall as a head coach, led Colorado College to the NCAA Tournament in each of the last four seasons. Lucia was 166-68-18 (.694) in six seasons with the Tigers, and is 129-57-18 (.676) in WCHA games. Lucia has a career record of 1-3-0 vs. the Tigers, including a 0-2-0 mark while the head coach at Alaska Fairbanks and 1-1-0 this season. Colorado College Head Coach **Scott Owens** is in his first season at the helm of the Tigers' program, with a career record of 15-12-2 (.552).

**Coach Lucia On The Air:** Coach Lucia's regular weekly media appearances are as follows: KSTP-AM (1500) - Thursday mornings (7:45) with Barbara Carlson, Saturday mornings (11:50) with Joe Soucheray, and the pre-game and post-game shows before and following games; WCCO-AM (830) - Friday mornings with Dave Lee, and Friday evenings (6:40) with Mike Max; MSC - The Don Lucia Show which airs one hour before each MSC telecast

**Pairwise Rankings:** Minnesota is ranked 12th in the latest NCAA Division I Pairwise Rankings (games through Saturday). The Pairwise Rankings is the ranking system used by the NCAA Selection committee to determine participants for the NCAA Division I men's ice hockey tournament. A full listing of teams eligible to be rated can be found on U.S. College Hockey Online's website ([www.uscollegehockey.com](http://www.uscollegehockey.com)). The 12-team field for the championships will be announced on Sun., March 19.

**Christmas Presents:** Minnesota is 8-2-0 since Christmas - last season, the team was winless (0-6-4) in its first 10 games after the holiday. The Golden Gophers are 9-3-1 in their last 13 games, with all three losses by one goal and two of the setbacks in overtime.

**Head Above Water:** With the sweep of UMD last weekend, Minnesota moved two games over .500 for the first time since being 5-3-1 nine games into the 1998-99 campaign - the sweep of the Bulldogs also marked the first road sweep for the Golden Gophers since a visit to Duluth last season.

**Road Warriors:** Minnesota has won three straight road games for the first time since the 1996-97 WCHA regular-season championship season (Dec. 14 at St. Cloud State; Jan. 3-4 at Alaska Anchorage)

**Road Warriors Part II:** Sophomore G **Adam Hauser (Bovey, Minn.)** has provided Minnesota with an excellent chance to win road games with his performance away from Mariucci Arena as of late. Hauser is 3-1-0 with a 1.51 goals-against average and .959 saves percentage in his last four road contests. Hauser has stopped 116 out of his last 121 shots faced away from home.

**Westrum Streak Extended:** Junior F **Erik Westrum (Apple Valley, Minn.)** extended his personal point-scoring streak to 18 games with a goal in Friday night's win and a pair of assists in Saturday night's victory. Westrum's streak is the team's longest in a single season since Hobey Baker Award winner Brian Bonin scored a point in 19 consecutive games in his senior season (1995-96). The streak by Westrum is fourth-best in a single season and ranks sixth all-time. Steve Ulseth holds the school record for a single season and all-time by scoring in 24 consecutive games in 1980-81.

**Squeezing By:** The average margin of victory in Minnesota's 14 wins this season is 2.5 goals, while the average margin of defeat in the team's 12 losses is 1.8 goals. The Golden Gophers are 5-7 in 12 one-goal games after their 3-2 win over Minnesota-Duluth last Friday night, with seven of their last 10 conference games decided by one goal or less (3-3-1).

**Getting Out Of The Gates Quick:** Minnesota has outscored its opponents 19-8 in the first 10:00 of games this season, but are on the short end of a 13-8 margin in the final 5:00 of game time. The Golden Gophers are 14-2-2 this season when tied or leading after two periods and 0-10-0 when trailing after two frames.

**Specialty Team Specialists:** The Golden Gophers have outnumbered their opponents 55-31 in all non-five-on-five situations this season, but have been outscored 55-44 in full strength occasions.

**Home Sweet Home:** Minnesota is 10-for-25 (.400) on the power play in its last four home games - since the third period of the Nov. 6 game at Colorado College, the Golden Gopher power play has clicked on 30 of their last 96 (.313) chances • on five occasions this season through 28 games, the Golden Gopher power play has scored three or more times in a game • Minnesota is 7-1-1 in its last nine games at Mariucci Arena

## THE LAST TIME IT HAPPENED

### Minnesota Swept A Road Series:

February 4-5, 2000 @ Minnesota-Duluth (3-2, 4-1)

### Minnesota Was Swept In A Road Series:

November 12-13, 1999 @ Wisconsin (4-3, 5-4 ot)

### Minnesota Swept A Home Series:

January 14-15, 2000 vs. Denver (7-6, ot: 7-3)

### Minnesota Was Swept In A Home Series:

November 6-7, 1998 vs. Colorado College (7-1, 6-1)

**Minnesota Shut Out An Opponent:** November 20, 1999 vs. Minnesota Duluth (Adam Hauser, 4-0)

**An Opponent Shut Out Minnesota:** January 21, 2000 @ North Dakota (Karl Goehring, 1-0)

### Minnesota Player Scored A Hat Trick:

January 15, 2000 vs. Denver (John Pohl, 7-3 Minnesota win)

### Minnesota Player Scored A Pure Hat Trick:

February 26, 1999 @ Minnesota-Duluth (Wyatt Smith, 4-1 Minnesota win)

### An Opponent Scored A Hat Trick:

January 22, 1999 @ North Dakota (Jeff Panzer, four goals, 5-4, Minnesota loss)

### Minnesota Player Scored Four Goals In A

**Game:** February 27, 1999 @ Minnesota-Duluth (Reggie Berg, 10-7 Minnesota win)

### Minnesota Won When Trailing After Two Periods:

March 14, 1997 vs. St. Cloud State at WCHA Final Five (5-4 Minnesota overtime win/trailing 4-3 heading into third period)

### Minnesota Had 50 or More Shots On Goal In A

**Game:** February 27, 1999 @ Minnesota-Duluth (54 shots, 10-7 Minnesota win)

### Opponent Had 50 or More Shots On Goal In A

**Game:** January 31, 1997 @ North Dakota (51 shots, 6-4 Minnesota loss)

### Minnesota Player Scored A Shorthanded Goal:

February 5, 2000 @ Minnesota-Duluth (Aaron Miskovich, second period, 4-1 Minnesota win)

### Minnesota Won In Overtime:

January 14, 2000 vs. Denver (7-6)

### Minnesota Lost In Overtime:

January 29, 2000 vs. MSU, Mankato (6-5)

### Minnesota Tied In Overtime:

October 22, 1999 vs. North Dakota (2-2)

### Minnesota Scored 10 Goals Or More In A

**Game:** February 27, 1999 @ Minnesota-Duluth (10-7 Minnesota win)

### Opponent Scored 10 Goals Or More In A

**Game:** January 30, 1993 @ Michigan Tech (10-2 Minnesota loss)

## WCHA Teams Since Nov. 19 (all games)

| Team             | Before 11/19 | Since 11/19 |
|------------------|--------------|-------------|
| St. Cloud State  | 4-6-0        | 12-2-2      |
| MINNESOTA        | 2-7-1        | 12-5-1      |
| Wisconsin        | 9-1-0        | 12-5-1      |
| North Dakota     | 7-0-1        | 11-7-2      |
| Alaska Anchorage | 6-6-0        | 6-5-3       |
| MSU, Mankato     | 3-2-1        | 11-10-1     |
| Colorado College | 6-3-0        | 9-9-2       |
| Minnesota-Duluth | 4-2-0        | 7-13-0      |
| Denver           | 5-5-0        | 5-13-2      |
| Michigan Tech    | 0-10-0       | 4-16-0      |

## The "A-LIST"

### Goaltender Save Percentage U of M - Single Season

| Player           | Season    | Save % (GP)  |
|------------------|-----------|--------------|
| Jack McCartan    | 1956-57   | .920 (15 GP) |
| Don Vaira        | 1956-57   | .917 (16 GP) |
| ADAM HAUSER      | 1999-2000 | .914 (27 GP) |
| Robb Stauber     | 1987-88   | .913 (44 GP) |
| Robb Stauber     | 1988-89   | .911 (34 GP) |
| Jim Mattson      | 1952-53   | .910 (24 GP) |
| Murray McLachlan | 1968-69   | .910 (24 GP) |

## Did You Know & Player Notes

**Did You Know:** The Golden Gophers own a 34-19 edge overall in the first period of games this season • the Golden Gophers have not won in their last 39 games • they have trailed after two periods (0-34-5) • Minnesota second in the WCHA (all games) in net special teams (+18) and is third in combined special teams (.551) • Minnesota is 12-8-1 (.595) on Feb. 11 and 12-4-2 (.722) on Feb. 12

**#1 Adam Hauser .....So., 6-3, 202 .....Bovey, Minn.**  
Has started 64 of the last 65 games in net for Minnesota • stopped 48 of 51 shots in last weekend's series against the Bulldogs to raise his career record to 7-0-0 against UMD • ranks third in the WCHA in save percentage (.914, all games) • posted a .940 saves percentage or better in 13 games this season and in nine of the last 13 contests • named WCHA Defensive Player of the Week on two occasions this season (Oct. 25 and Jan. 3) • has numbers of 8-3-2, 2.93, .916 in 13 home appearances this season

**#4 Dylan Mills .....Jr., 5-11, 202 .....Duluth, Minn.**  
Registered fifth multiple-point game of the season and 10th of his career with a pair of assists in Friday's win over UMD - three of his five multiple-point games this season have been on the road • tied for third in the WCHA in defenseman scoring (7-11--18) • scored just three goals in 78 career games before this season - has seven goals in 27 games played this season • six of his seven goals this season have come in the first period

**#7 Erik Westrum .....Jr., 6-0, 195 .....Apple Valley, Minn.**  
Has 22-35--57 in his last 47 games • has multiple-point games in five of his last eight contests • has notched at least one point in his last 18 games, the longest streak on the team this season and longest since Brian Bonin scored in 19 straight games during the 1995-96 season • totalled a goal and two assists in last weekend's series against the Bulldogs • leads the team with 17 goals - second on the team with 35 points (17 goals, 18 assists) • has scored 13 of his 17 goals in the first or second periods • has either scored or assisted on Minnesota's opening goal of the game in 11 of 26 contests the team has scored this season • tied for fifth in the WCHA in scoring (all games) • tied for third in the league in goal scoring (all games, 17) • second in the WCHA in power play points (17) in all games

**#9 John Pohl .....So., 6-1, 186 .....Red Wing, Minn.**  
Notched an assist in each game of last weekend's series • leads the team in scoring (14-26--40) • has 12-21--33 in his last 21 games • tied for second in the WCHA in scoring (all games) • had 7-10--17 in 42 games last season - has already surpassed goal, assist and point total from freshman campaign • had career-long seven-game point scoring streak earlier this season - has scored a point in 19 of his last 21 games • first in the WCHA in power-play points in all games (8-11--19) • first in the league with eight power-play goals • has posted four points in a game on three occasions this season • leads the team with 10-13--23 in 13 home games - has 4-12--16 in 13 road games

**#13 Nate Miller .....Sr., 6-3, 200 .....Anoka, Minn.**  
Has played in 126 consecutive games (streak dates back to his freshman season) • scored two goals in Minnesota's 4-1 win over UMD Saturday night, marking his second two-goal game on the road this season - the other occasion accounted for both Minnesota goals in the 2-1 win at Colorado College (Nov. 6) • has scored seven of his 10 goals this season on the road • has 2-4--6 in his last four games

**#15 Stuart Senden .....Jr., 6-1, 197 .....Alexandria, Minn.**  
Scored game-winning goal with 2:11 remaining in regulation to lift the Golden Gophers to a 3-2 win over UMD Friday night

**#27 Aaron Miskovich .....Jr., 6-0, 190 .....Grand Rapids, Minn.**  
Scored second shorthanded, game-winning goal in as many weekends with a second-period marker in Minnesota's 4-1 win on Saturday at Duluth • chipped in a goal in Friday night's victory

# WCHA Standings/Schedule

## CAREER GOALS - CURRENT PLAYERS

|                 |    |
|-----------------|----|
| Dave Spehar     | 57 |
| Erik Westrum    | 32 |
| Nate Miller     | 29 |
| Aaron Miskovich | 26 |
| John Pohl       | 21 |
| Rico Pagel      | 17 |
| Stuart Senden   | 13 |
| Jordan Leopold  | 11 |
| Dylan Mills     | 10 |
| Erik Wendell    | 9  |
| Jeff Taffe      | 6  |
| Matt Leimbek    | 5  |
| Doug Meyer      | 5  |
| Pat O'Leary     | 5  |
| Nick Angell     | 3  |
| Nick Anthony    | 3  |
| Mike Lyons      | 3  |
| Ryan Trebil     | 3  |
| Dan Welch       | 3  |
| Mark Nenovich   | 1  |

## CAREER ASSISTS - CURRENT PLAYERS

|                 |    |
|-----------------|----|
| Dave Spehar     | 64 |
| Erik Westrum    | 57 |
| Nate Miller     | 37 |
| John Pohl       | 36 |
| Dylan Mills     | 33 |
| Aaron Miskovich | 30 |
| Rico Pagel      | 28 |
| Jordan Leopold  | 28 |
| Mike Lyons      | 22 |
| Matt Leimbek    | 17 |
| Nick Angell     | 13 |
| Stuart Senden   | 12 |
| Doug Meyer      | 7  |
| Ben Tharp       | 7  |
| Erik Wendell    | 7  |
| Jeff Taffe      | 6  |
| Ryan Trebil     | 6  |
| Dan Welch       | 4  |
| Nick Anthony    | 3  |
| Mark Nenovich   | 2  |
| Pat O'Leary     | 2  |
| Matt DeMarchi   | 2  |

## CAREER POINTS - CURRENT PLAYERS

|                 |     |
|-----------------|-----|
| Dave Spehar     | 121 |
| Erik Westrum    | 89  |
| Nate Miller     | 66  |
| John Pohl       | 57  |
| Aaron Miskovich | 56  |
| Rico Pagel      | 45  |
| Dylan Mills     | 43  |
| Jordan Leopold  | 39  |
| Mike Lyons      | 25  |
| Stuart Senden   | 25  |
| Matt Leimbek    | 22  |
| Nick Angell     | 16  |
| Erik Wendell    | 16  |
| Doug Meyer      | 12  |
| Jeff Taffe      | 12  |
| Ryan Trebil     | 9   |
| Pat O'Leary     | 7   |
| Ben Tharp       | 7   |
| Dan Welch       | 7   |
| Nick Anthony    | 6   |
| Mark Nenovich   | 3   |
| Matt DeMarchi   | 2   |

## CAREER GAMES - CURRENT PLAYERS

|                 |     |
|-----------------|-----|
| Nate Miller     | 150 |
| Dave Spehar     | 148 |
| Mike Lyons      | 134 |
| Rico Pagel      | 111 |
| Erik Westrum    | 107 |
| Dylan Mills     | 105 |
| Aaron Miskovich | 98  |
| Stuart Senden   | 93  |
| Matt Leimbek    | 87  |
| Ryan Trebil     | 76  |
| John Pohl       | 70  |
| Adam Hauser     | 67  |
| Jordan Leopold  | 65  |
| Nick Angell     | 63  |
| Erik Wendell    | 62  |
| Doug Meyer      | 56  |
| Pat O'Leary     | 31  |
| Mark Nenovich   | 30  |
| Matt DeMarchi   | 26  |
| Jeff Taffe      | 26  |
| Dan Welch       | 24  |
| Ben Tharp       | 21  |
| Nick Anthony    | 21  |
| Pete Samargia   | 3   |

| Team (Overall Record, win %)     | GP | W  | L  | T | Pts | GF | GA  | GDif |
|----------------------------------|----|----|----|---|-----|----|-----|------|
| Wisconsin (21-6-1, .768)         | 20 | 16 | 4  | 0 | 32  | 76 | 53  | +23  |
| North Dakota (18-7-3, .696)      | 22 | 13 | 6  | 3 | 29  | 87 | 52  | +35  |
| St. Cloud State (16-8-2, .654)   | 20 | 12 | 6  | 2 | 26  | 81 | 45  | +36  |
| Colorado College (15-12-2, .552) | 20 | 11 | 7  | 2 | 24  | 65 | 44  | +21  |
| Alaska Anchorage (12-11-3, .519) | 22 | 10 | 9  | 3 | 23  | 52 | 62  | -10  |
| Minnesota (14-12-2, .536)        | 20 | 10 | 8  | 2 | 22  | 66 | 56  | +10  |
| MSU, Mankato (14-12-2, .536)     | 20 | 10 | 9  | 1 | 21  | 65 | 64  | +1   |
| Minnesota-Duluth (11-15-0, .423) | 20 | 7  | 13 | 0 | 14  | 42 | 74  | -32  |
| Denver (10-18-2, .367)           | 22 | 6  | 15 | 1 | 13  | 66 | 83  | -17  |
| Michigan Tech (4-26-0, .133)     | 22 | 2  | 20 | 0 | 4   | 39 | 106 | -67  |

### This Weekend's Games (all Friday-Saturday series)

Colorado College @ Minnesota  
 Alaska Anchorage @ North Dakota  
 Minnesota-Duluth @ Denver  
 Michigan Tech @ MSU, Mankato  
 St. Cloud State @ Wisconsin

## Season Highs/Lows

### Team

|   |   |
|---|---|
| <b>MOST GOALS/GAME</b>                    | (7) two times, last 1/15 vs. Denver                           |
| <b>LEAST GOALS/GAME</b>                   | (0) two times, last 1/21 @ North Dakota                       |
| <b>MOST ASSISTS/GAME</b>                  | (11) two times, last 1/15 vs. Denver                          |
| <b>LEAST ASSISTS/GAME</b>                 | (0) two times, last 1/21 @ North Dakota                       |
| <b>MOST GOALS AGAINST/GAME</b>            | (6) three times, last 1/29 vs. MSU, Mankato                   |
| <b>LEAST GOALS AGAINST/GAME</b>           | (0) 11/20 vs. Minnesota-Duluth                                |
| <b>MOST ASSISTS AGAINST/GAME</b>          | (10) two times, last 1/29 vs. MSU, Mankato                    |
| <b>LEAST ASSISTS AGAINST/GAME</b>         | (0) 11/20 vs. Minnesota-Duluth                                |
| <b>MOST GOALS/PERIOD</b>                  | (5) 1/14 vs. Denver - first period                            |
| <b>MOST GOALS AGAINST/PERIOD</b>          | (3) six times, last 1/14 vs. Denver - third period            |
| <b>MOST POWER PLAY GOALS/GAME</b>         | (3) five times, last 1/15 vs. Denver                          |
| <b>MOST POWER PLAY GOALS ALLOWED/GAME</b> | (3) 11/27 @ Michigan State                                    |
| <b>MOST SHOTS ON GOAL/GAME</b>            | (42) 11/19 vs. Minnesota-Duluth                               |
| <b>LEAST SHOTS ON GOAL/GAME</b>           | (17) 11/5 @ Colorado College                                  |
| <b>MOST SHOTS AGAINST/GAME</b>            | (47) 1/14 vs. Denver  |
| <b>LEAST SHOTS AGAINST/GAME</b>           | (19) 2/5 @ Minnesota-Duluth                                   |
| <b>MOST SHOTS ON GOAL/PERIOD</b>          | (19) 12/10 @ St. Cloud State                                  |
| <b>MOST SHOTS AGAINST/PERIOD</b>          | (20) 10/22 vs. North Dakota                                   |
| <b>MOST PENALTIES/GAME</b>                | (14) two times, last 1/14 vs. Denver                          |
| <b>LEAST PENALTIES/GAME</b>               | (3) three times, last 1/21 @ North Dakota                     |
| <b>MOST PIM/GAME</b>                      | (39) 1/14 vs. Denver  |
| <b>LEAST PIM/GAME</b>                     | (6) three times, last 1/21 @ North Dakota                     |
| <b>MOST OPP. PENALTIES/GAME</b>           | (14) two times, last 1/15 vs. Denver                          |
| <b>LEAST OPP. PENALTIES/GAME</b>          | (2) 11/12 @ Wisconsin   |
| <b>MOST OPP. PIM/GAME</b>                 | (36) 11/26 @ Michigan   |
| <b>LEAST OPP. PIM/GAME</b>                | (4) 11/12 @ Wisconsin   |
| <b>QUICKEST TWO GOALS</b>                 | (0:46) 10/29 vs. BC - first period (Taffe, Anthony)           |
| <b>QUICKEST THREE GOALS</b>               | (2:43) 11/26 @ Mich. - first period (Miller, Westrum, Senden) |

## Individual

|                           |  |
|---------------------------|--|
| <b>GOALS/GAME</b>         | (3) two times, last John Pohl, 1/15 vs. Denver               |
| <b>GOALS/PERIOD</b>       | (2) three times, last Dylan Mills, 1/29 first period vs. MSU |
| <b>ASSISTS/GAME</b>       | (4) two times, last Aaron Miskovich, 1/15 vs. Denver         |
| <b>ASSISTS/PERIOD</b>     | (2) 13 times, last Nate Miller, 1/29 third period vs. MSU    |
| <b>POINTS/GAME</b>        | (4) five times, last Dylan Mills, 1/29 vs. MSU               |
| <b>POINTS/PERIOD</b>      | (3) two times, last Dylan Mills, 1/29 first period vs. MSU   |
| <b>PENALTIES/GAME</b>     | (4) Erik Westrum, 1/14 vs. Denver                            |
| <b>PIM/GAME</b>           | (19) Erik Westrum, 1/14 vs. Denver                           |
| <b>SHOTS ON GOAL/GAME</b> | (10) Jordan Leopold, 11/20 vs. Minnesota-Duluth              |
| <b>SAVES/GAME</b>         | (44) Adam Hauser, 10/22 vs. North Dakota                     |

## Goals Breakdown

|                              | OPP | MN |
|------------------------------|-----|----|
| 5-on-5                       | 55  | 44 |
| 5-on-4                       | 19  | 31 |
| 6-on-5                       | 4   | 3  |
| 6-on-4                       | 1   | 1  |
| 4-on-5                       | 3   | 7  |
| 4-on-4                       | 1   | 7  |
| 5-on-3                       | 1   | 2  |
| 4-on-3                       | 2   | 4  |
| Power Play                   | 23  | 37 |
| Shorthanded                  | 3   | 7  |
| Empty Net                    | 2   | 3  |
| First Minute of Game         | 2   | 1  |
| First 2 Minutes of Game      | 2   | 1  |
| First 5 Minutes of Game      | 3   | 7  |
| First 10 Minutes of Game     | 8   | 19 |
| First Goal of Game           | 12  | 16 |
| First Minute of Period       | 3   | 3  |
| Last Minute of Period        | 10  | 7  |
| Last Minute of Game          | 10  | 5  |
| Last 5 Minutes of Game       | 13  | 8  |
| To Tie Game - Last 5 Minutes | 3   | 0  |
| To Win Game - Last 5 Minutes | 4   | 3  |
| October                      | 24  | 18 |
| November                     | 23  | 26 |
| December                     | 16  | 21 |
| January                      | 20  | 27 |
| February                     | 3   | 7  |
| March                        | 0   | 0  |
| Unassisted                   | 3   | 9  |
| One Assist                   | 30  | 31 |
| Two Assists                  | 53  | 59 |
| Home                         | 40  | 55 |
| Road                         | 46  | 44 |
| Neutral                      | 0   | 0  |
| Overtime                     | 2   | 2  |

### GOALS SCORED AFTER OPPONENTS' GOAL

|                       | OPP | MN |
|-----------------------|-----|----|
| Less Than One Minute  | 4   | 2  |
| One To Three Minutes  | 6   | 9  |
| Three To Five Minutes | 7   | 4  |

## Goals By Period

**First (34)** - Westrum (7), Mills (6), Pohl (4), Miller (3), Taffe (3), Leopold (2), Miskovich (2), Wendell, Welch, Anthony, Senden, Spehar, Leimbek, O'Leary

**Second (33)** - Pohl (6), Westrum (6), Miskovich (6), Spehar (4), Angell (2), Roed (2), Welch (2), Meyer, Miller, Anthony, Senden, O'Leary

**Third (30)** - Miller (5), Pohl (4), Westrum (4), Miskovich (3), O'Leary (3), Taffe (3), Senden (2), Mills, Roed, Leopold, Nenovich, Anthony, Wendell

**Overtime (2)** - Miller, Leopold

## Stats By Class

| Season        | G-A--Pts | P/M    | Shots | PP | GW |
|---------------|----------|--------|-------|----|----|
| Senior (5)    | 16-24-40 | 45/98  | 144   | 7  | 3  |
| Junior (5)    | 39-47-86 | 57/125 | 263   | 14 | 6  |
| Sophomore (7) | 29-49-78 | 57/114 | 240   | 12 | 3  |
| Freshman (6)  | 15-28-43 | 58/127 | 195   | 4  | 2  |

| Last Weekend  | G-A--Pts | P/M  | Shots | PP | GW |
|---------------|----------|------|-------|----|----|
| Senior (5)    | 2-0-2    | 5/18 | 12    | 1  | 0  |
| Junior (4)    | 4-4-8    | 3/6  | 18    | 0  | 2  |
| Sophomore (7) | 0-3-3    | 3/6  | 10    | 0  | 0  |
| Freshman (4)  | 1-2-3    | 5/10 | 18    | 0  | 0  |

## In The News

**Tickets On Sale For 2000 NCAA West Regional At Mariucci:** Ticket packages are now available for the 2000 NCAA West Hockey Regional games at Mariucci Arena from March 24-25. Tickets currently being sold include entry to all four games of the event, and are priced at \$50 for the contests which will decide half of the field for the 2000 NCAA Frozen Four in Providence, R.I. As of Jan. 17, less than 2,000 seats remained for the event. Game times are 5 p.m. and 8:30 p.m. each evening. The 2000 NCAA East Hockey Regional is being held from March 25-26 at Albany, N.Y.

**Tickets On Sale For 2000 WCHA Final Five At Target Center:** One of college hockey's premier postseason tournaments - the annual NSP WCHA Final Five - returns to Target Center in Minneapolis from March 16-18, 2000. Five-game championship ticket packages are priced at \$76.25 per person. For more information on tickets, please call the Target Center at (612) 673-0900.

**Conference Stats Online:** The WCHA is part of a new college hockey statistical service available through the internet at [www.collegehockeystats.com](http://www.collegehockeystats.com). Information available includes complete team and individual statistics updated after each game, conference standings, team rosters, results and game summaries, and team schedules

## multiple-point games (season/career)

| Player (Games)         | Last Time                     | Record       |
|------------------------|-------------------------------|--------------|
| John Pohl (12/13)      | 1/29/00 vs. MSU (2a)          | 8-4-0/9-4-0  |
| Erik Westrum (10/20)   | 2/5/00 @ UMD (2a)             | 6-4-0/8-10-2 |
| Nate Miller (8/12)     | 2/5/00 @ UMD (2g)             | 5-3-0/8-4-0  |
| Dylan Mills (5/10)     | 2/4/00 @ UMD (2a)             | 2-3-0/7-3-0  |
| Aaron Miskovich (4/10) | 1/22/00 vs. DU (1g, 1a)       | 4-0-0/6-3-1  |
| Jordan Leopold (3/7)   | 1/14/00 vs. DU (2g, 1a)       | 3-0-0/3-3-1  |
| Jeff Taffe (3/3)       | 1/29/00 vs. MSU (2g)          | 2-1-0/2-1-0  |
| Shawn Roed (2/2)       | 11/20/99 vs. UMD (1g, 2a)     | 1-1-0/1-1-0  |
| Dave Spehar (2/26)     | 12/30/99 vs. NMU (1g, 1a)     | 2-0-0/16-7-3 |
| Nick Angell (1/1)      | 12/10/99 @ SCSU (2a)          | 0-1-0/0-1-0  |
| Nick Anthony (1/1)     | 10/29/99 vs. BC (1g, 1a)      | 1-0-0/1-0-0  |
| Mark Nenovich (1/1)    | 12/29/99 vs. Harvard (1g, 1a) | 1-0-0/1-0-0  |
| Pat O'Leary (1/1)      | 1/15/00 vs. DU (2g)           | 1-0-0/1-0-0  |
| Stuart Senden (1/3)    | 10/29/99 vs. BC (1g, 1a)      | 1-0-0/2-1-0  |
| Ben Tharp (1/1)        | 11/19/99 vs. UMD (2a)         | 1-0-0/1-0-0  |
| Rico Pagel (0/9)       | 2/27/99 @ UMD (1g, 1a)        | 0-0-0/6-3-0  |
| Matt Leimbek (0/3)     | 1/30/99 vs. MTU (1g, 1a)      | 0-0-0/2-1-0  |
| Erik Wendell (0/2)     | 3/5/99 vs. UAA (1g, 1a)       | 0-0-0/2-0-0  |
| Doug Meyer (0/2)       | 3/5/99 vs. WIS (1g, 1a)       | 0-0-0/0-1-1  |
| Mike Lyons (0/1)       | 11/9/96 vs. UND (1g, 1a)      | 0-0-0/1-0-0  |
| Ryan Trebil (0/1)      | 1/17/98 vs. DU (2a)           | 0-0-0/1-0-0  |

## multiple-goal games (season/career)

| Player (Games)        | Last Time                | Record      |
|-----------------------|--------------------------|-------------|
| Erik Westrum (4/7)    | 11/26/99 @ Michigan (2g) | 1-3-0/2-4-1 |
| John Pohl (3/3)       | 1/28/00 vs. MSU (2g)     | 3-0-0/3-0-0 |
| Nate Miller (2/3)     | 2/5/00 @ UMD (2g)        | 2-0-0/2-1-0 |
| Jordan Leopold (1/2)  | 1/14/00 vs. DU (2g)      | 1-0-0/1-1-0 |
| Aaron Miskovich (1/3) | 1/14/00 vs. DU (2g)      | 1-0-0/3-0-0 |
| Dylan Mills (1/1)     | 1/29/00 vs. MSU (2g)     | 0-1-0/0-1-0 |
| Pat O'Leary (1/1)     | 1/15/00 vs. DU (2g)      | 1-0-0/1-0-0 |
| Jeff Taffe (1/1)      | 1/29/00 vs. MSU (2g)     | 0-1-0/0-1-0 |
| Dave Spehar (0/5)     | 3/18/99 vs. SCSU (2g)    | 0-0-0/5-0-0 |
| Rico Pagel (0/1)      | 12/15/97 vs. SCSU (2g)   | 0-0-0/0-1-0 |
| Stuart Senden (0/1)   | 2/7/98 vs. WIS (2g)      | 0-0-0/1-0-0 |

Minnesota Men - 1999-2000 Schedule & Results

| Date         | Opponent           |    | Result      | Overall Record | Conf Record |
|--------------|--------------------|----|-------------|----------------|-------------|
| Sat Oct 16   | at Maine           | NC | 3- 5 L      | 0- 1- 0        | 0- 0- 0     |
| Sun Oct 17   | at Maine           | NC | 4- 5 L      | 0- 2- 0        | 0- 0- 0     |
| Fri Oct 22   | NORTH DAKOTA       |    | T 2- 2 T OT | 0- 2- 1        | 0- 0- 1     |
| Sat Oct 23   | NORTH DAKOTA       |    | 2- 3 L      | 0- 3- 1        | 0- 1- 1     |
| Fri Oct 29   | BOSTON COLLEGE     | NC | W 6- 5 OT   | 1- 3- 1        | 0- 1- 1     |
| Sat Oct 30   | BOSTON COLLEGE     | NC | 1- 4 L      | 1- 4- 1        | 0- 1- 1     |
| Fri Nov 5    | at Colorado Coll.  |    | 0- 3 L      | 1- 5- 1        | 0- 2- 1     |
| Sat Nov 6    | at Colorado Coll.  |    | W 2- 1      | 2- 5- 1        | 1- 2- 1     |
| Fri Nov 12   | at Wisconsin       |    | 3- 4 L      | 2- 6- 1        | 1- 3- 1     |
| Sat Nov 13   | at Wisconsin       |    | 4- 5 L OT   | 2- 7- 1        | 1- 4- 1     |
| Fri Nov 19   | MINN-DULUTH        |    | W 5- 3      | 3- 7- 1        | 2- 4- 1     |
| Sat Nov 20   | MINN-DULUTH        |    | W 4- 0      | 4- 7- 1        | 3- 4- 1     |
| * Fri Nov 26 | at Michigan        | NC | W 6- 1      | 5- 7- 1        | 3- 4- 1     |
| # Sat Nov 27 | at Michigan State  | NC | 2- 6 L      | 5- 8- 1        | 3- 4- 1     |
| Fri Dec 3    | at Alask-Anchorage |    | 2- 5 L      | 5- 9- 1        | 3- 5- 1     |
| Sat Dec 4    | at Alask-Anchorage |    | W 3- 1      | 6- 9- 1        | 4- 5- 1     |
| Fri Dec 10   | at St. Cloud       |    | 3- 4 L OT   | 6-10- 1        | 4- 6- 1     |
| Sat Dec 11   | ST. CLOUD          |    | T 2- 2 T OT | 6-10- 2        | 4- 6- 2     |
| Wed Dec 15   | VALERENGA          | EX | 5- 7 L      | 6-10- 2        | 4- 6- 2     |
| & Wed Dec 29 | HARVARD            | NC | W 5- 2      | 7-10- 2        | 4- 6- 2     |
| % Thu Dec 30 | NORTHERN MICH.     | NC | W 6- 2      | 8-10- 2        | 4- 6- 2     |
| Fri Jan 14   | DENVER             |    | W 7- 6 OT   | 9-10- 2        | 5- 6- 2     |
| Sat Jan 15   | DENVER             |    | W 7- 3      | 10-10- 2       | 6- 6- 2     |
| Fri Jan 21   | at North Dakota    |    | 0- 1 L      | 10-11- 2       | 6- 7- 2     |
| Sat Jan 22   | at North Dakota    |    | W 5- 2      | 11-11- 2       | 7- 7- 2     |
| Fri Jan 28   | MSU-MANKATO        |    | W 3- 2      | 12-11- 2       | 8- 7- 2     |
| Sat Jan 29   | MSU-MANKATO        |    | 5- 6 L OT   | 12-12- 2       | 8- 8- 2     |
| Fri Feb 4    | at Minn-Duluth     |    | W 3- 2      | 13-12- 2       | 9- 8- 2     |
| Sat Feb 5    | at Minn-Duluth     |    | W 4- 1      | 14-12- 2       | 10- 8- 2    |
| Fri Feb 11   | COLORADO COLL.     |    |             | 7:05 pm        |             |
| Sat Feb 12   | COLORADO COLL.     |    |             | 7:05 pm        |             |
| Fri Feb 18   | at Michigan Tech.  |    |             | 7:35 pm        |             |
| Sat Feb 19   | at Michigan Tech.  |    |             | 7:05 pm        |             |
| Fri Feb 25   | WISCONSIN          |    |             | 7:05 pm        |             |
| Sat Feb 26   | WISCONSIN          |    |             | 7:05 pm        |             |
| Fri Mar 3    | ST. CLOUD          |    |             | 7:05 pm        |             |
| Sat Mar 4    | at St. Cloud       |    |             | 7:05 pm        |             |

- \* - College Hockey Showcase
- # - College Hockey Showcase
- & - Mariucci Classic
- % - Mariucci Classic Championship

| Records | Conf     | Non-Conf | Overall  | GF-GA   | Conf   | Non-Conf | Overall |
|---------|----------|----------|----------|---------|--------|----------|---------|
| Overall | 10- 8- 2 | 4- 4- 0  | 14-12- 2 | Overall | 66- 56 | 33- 30   | 99- 86  |
| Home    | 5- 2- 2  | 3- 1- 0  | 8- 3- 2  | Home    | 37- 27 | 18- 13   | 55- 40  |
| Away    | 5- 6- 0  | 1- 3- 0  | 6- 9- 0  | Away    | 29- 29 | 15- 17   | 44- 46  |
| Neutral | 0- 0- 0  | 0- 0- 0  | 0- 0- 0  | Neutral | 0- 0   | 0- 0     | 0- 0    |







# GOLDEN GOPHER HOCKEY

University of Minnesota  
Men's Media Relations

Phone: (612) 625-4090

Fax: (612) 625-0359

Website: www.gophersports.com

Contact: Brad Ruitter

Phone: (612) 625-4389

E-Mail: ruite001@gold.fc.umn.edu

**WEEKLY RELEASE**  
February 16, 2000

## LAST WEEKEND

### The Golden Gophers

split a home weekend series with Colorado College, winning 6-2 Friday night before dropping a 5-1 decision Saturday.

**The Huskies** dropped both games of a weekend series at Minnesota State, Mankato (4-2, 3-1)

## MEDIA INFORMATION

**TV:** There will be no live television for the series with Michigan Tech this weekend

**RADIO:** Both games live on KSTP-AM/Dan Terhaar-play-by-play; Glen Sonmor-color

**INTERVIEWS:** The coaching staff and players are available for interviews on **WEDNESDAYS** by request through the media relations office. **During the second half of the season, the men's team will have ice time between 4:00 - 6:30 for practice. Interview times on Wednesdays are from 2:45 - 3:30 and after practice (6:30).** The Golden Gopher locker room is CLOSED to the media at all times. Postgame interviews should be done outside the locker room after a 10 minute cooling off period.

**Minnesota (15-13-2, 11-9-2) @ Michigan Tech (4-28-0, 2-22-0)**  
**MacInnes Student Ice Arena • Houghton, Mich.**  
**Friday, February 18 • 6:35 p.m. (CST)**  
**Saturday, February 19 • 6:05 p.m. (CST)**

**All-Time Series vs. Huskies:** Minnesota leads 140-68-10

**Last Time vs. Huskies:** (January 29-30, 1999) - The Golden Gophers won a pair of 4-2 games from the Huskies at Mariucci Arena to earn their first home sweep of the season • seven different Golden Gophers scored goals in the series • junior F **Matt Leimbek (Rochester, Minn.)** earned WCHA Offensive Player of the Week honors with 2-3--5 in the series • Michigan Tech scored first in both games • sophomore G **Adam Hauser (Bovey, Minn.)** turned aside 42 of 46 pucks on the weekend, including 42 of the final 44

**Last Time vs. Huskies At Houghton:** (January 30-31, 1998) - Michigan Tech swept a pair of games from Minnesota with two 5-3 wins • the Huskies outscored the Golden Gophers 4-1 in the third period of the two games • Minnesota was tied after two periods in game one (3-3), and was in a tie game until late in the second period of game two (2-2) • the Golden Gophers lost game two despite outshooting the Huskies 33-19

**Series Notes:** The Golden Gophers have won eight of the last 10 games against MTU • Minnesota is 4-4-2 in its last 10 games in Houghton • Minnesota owned a 45-12-3 edge in the series in the 80s and 90s • the Golden Gophers are 11-3-1 in 15 postseason meetings with MTU • Minnesota has outscored Michigan Tech 24-10 in the second period of the last 12 games of the series • the two teams will play just once this season (two games) for the third straight season

| TEAM COMPARISONS    | Minnesota      | Michigan Tech  |
|---------------------|----------------|----------------|
| Power Play          | 39/152 (.257)  | 17/169 (.101)  |
| League Power Play   | 27/102 (.265)  | 13/124 (.105)  |
| Penalty Kill        | 129/153 (.843) | 134/177 (.757) |
| League Penalty Kill | 87/100 (.870)  | 97/132 (.735)  |
| Last 10 Games       | 7-3-0          | 1-9-0          |
| Home                | 9-4-2          | 2-14-0         |
| Road                | 6-9-0          | 1-13-0         |
| Goals/Game          | 3.53           | 1.84           |
| Goals Allowed/Game  | 3.10           | 4.59           |
| Penalties/Game      | 7.97           | 9.56           |
| Shots On Goal/Game  | 30.10          | 23.88          |

## Career Scoring vs. Michigan Tech

| Player (games)      | G-A--Pts          | Notes                              |
|---------------------|-------------------|------------------------------------|
| Dave Spehar (8)     | 3-5--8            | Hand in five of six goals in 96-97 |
| Rico Pagel (6)      | 1-6--7            | 1-3--4 in series sweep last yr     |
| Matt Leimbek (4)    | 2-3--5            | All 5 pts in series sweep last yr  |
| Nate Miller (8)     | 2-1--3            | Goal as FR and SO                  |
| Erik Westrum (4)    | 1-1--2            | Point in each game as FR           |
| Doug Meyer (2)      | 1-0--1            | Opening goal in win on 1/30/99     |
| John Pohl (2)       | 1-0--1            | Goal in win on 1/30/99             |
| Nick Angell (2)     | 0-1--1            | Assist on 1/30/99                  |
| Dylan Mills (4)     | 0-1--1            | Assist on 1/31/98                  |
| Aaron Miskovich (4) | 0-1--1            | Assist on goal in win on 1/29/99   |
| Stuart Senden (4)   | 0-1--1            | Assist on 1/30/99                  |
| Erik Wendell (2)    | 0-1--1            | Assist on 1/30/99                  |
| Adam Hauser (2)     | 2-0-0, 2.00, .913 | Won both games last year           |

## SCHEDULE/RESULTS

|             |                                 |           |
|-------------|---------------------------------|-----------|
| Oct. 16     | #@ Maine                        | L5-3      |
| Oct. 17     | #@ Maine                        | L5-4      |
| Oct. 22     | NORTH DAKOTA                    | T2-2 (ot) |
| Oct. 23     | NORTH DAKOTA                    | L3-2      |
| Oct. 29     | #BOSTON COLL.                   | W6-5 (ot) |
| Oct. 30     | #BOSTON COLL.                   | L4-1      |
| Nov. 5      | @ Colorado College              | L3-0      |
| Nov. 6      | @ Colorado College              | W2-1      |
| Nov. 12     | @ Wisconsin                     | L4-3      |
| Nov. 13     | @ Wisconsin                     | L5-4 (ot) |
| Nov. 19     | MINN-DULUTH                     | W5-3      |
| Nov. 20     | MINN-DULUTH                     | W4-0      |
| Nov. 26     | #@ Michigan                     | W6-1      |
| Nov. 27     | #@ Michigan State               | L6-2      |
| Dec. 3      | @ Alaska-Anch.                  | L5-2      |
| Dec. 4      | @ Alaska-Anch.                  | W3-1      |
| Dec. 10     | @ St. Cloud State               | L4-3 (ot) |
| Dec. 11     | ST. CLOUD STATE                 | T2-2 (ot) |
| Dec. 15     | *VALERENGA                      | L7-5      |
| Dec. 29     | #HARVARD                        | W5-2      |
| Dec. 30     | #NORTHERN MICH.                 | W6-2      |
| Jan. 14     | DENVER                          | W7-6 (ot) |
| Jan. 15     | DENVER                          | W7-3      |
| Jan. 21     | @ North Dakota                  | L1-0      |
| Jan. 22     | @ North Dakota                  | W5-2      |
| Jan. 28     | MSU MANKATO                     | W3-2      |
| Jan. 29     | MSU MANKATO                     | L6-5 (ot) |
| Feb. 4      | @ Minn-Duluth                   | W3-2      |
| Feb. 5      | @ Minn-Duluth                   | W4-1      |
| Feb. 11     | COLORADO COLL.                  | W6-2      |
| Feb. 12     | COLORADO COLL.                  | L5-1      |
| Feb. 18     | @ Michigan Tech                 | 6:35 p.m. |
| Feb. 19     | @ Michigan Tech                 | 6:05 p.m. |
| Feb. 25     | WISCONSIN                       | 7:05 p.m. |
| Feb. 26     | WISCONSIN                       | 7:05 p.m. |
| March 3     | ST. CLOUD STATE                 | 7:05 p.m. |
| March 4     | @ St. Cloud State               | 7:05 p.m. |
| March 10-12 | WCHA FIRST ROUND                |           |
| March 16-18 | WCHA FINAL FIVE                 |           |
|             | (@ Target Center, Minneapolis)  |           |
| March 24-26 | NCAA REGIONALS                  |           |
|             | (@ Mariucci Arena, Minneapolis) |           |
|             | (@ Pepsi Arena, Albany, N.Y.)   |           |
| April 6     | NCAA SEMIFINALS                 |           |
|             | (@ Providence, R.I.)            |           |
| April 8     | NCAA CHAMPIONSHIP               |           |
|             | (@ Providence, R.I.)            |           |

\* - exhibition game  
# - nonconference game  
all game times are Central  
game times are subject to change

## 1999-2000 RECORD WHEN

|                                      |         |
|--------------------------------------|---------|
| Overall Record                       | 15-13-2 |
| WCHA Record                          | 11-9-2  |
| Home Record                          | 9-4-2   |
| Road Record                          | 6-9-0   |
| Neutral Site Record                  | 0-0-0   |
| Last 20 Games                        | 13-6-1  |
| Last 10 Games                        | 7-3-0   |
| Last 5 Games                         | 3-2-0   |
| Scoring A Power-Play Goal            | 13-8-1  |
| Not Scoring A Power-Play Goal        | 2-5-1   |
| Allowing A Power-Play Goal           | 8-9-2   |
| Not Allowing A Power-Play Goal       | 7-4-0   |
| Scoring A Short-Handed Goal          | 6-2-0   |
| Allowing A Short-Handed Goal         | 1-3-0   |
| 10 Or More Penalties                 | 6-4-0   |
| Fewer Than 10 Penalties              | 9-9-2   |
| More Penalties Than Opponent         | 8-5-0   |
| Fewer Penalties Than Opponent        | 5-6-2   |
| Same Amount Of Penalties             | 2-2-0   |
| In One-Goal Games                    | 5-7-0   |
| In Two-Goal Games                    | 2-1-0   |
| In Three-Goal or More Games          | 8-5-0   |
| In Overtime Games                    | 2-3-2   |
| Scoring 4 or More Goals              | 11-3-0  |
| Scoring 3 or Fewer Goals             | 4-10-2  |
| Scoring 3 or More Goals              | 14-6-0  |
| Scoring 2 or Fewer Goals             | 1-7-2   |
| Allowing 4 or More Goals             | 2-10-0  |
| Allowing 3 or Fewer Goals            | 13-3-2  |
| Scoring First Goal Of Game           | 10-5-2  |
| Opponents Score First                | 5-8-0   |
| Leading After One Period             | 9-4-1   |
| Trailing After One Period            | 2-5-0   |
| Tied After One Period                | 4-4-1   |
| Scoring First Goal Of Second Period  | 13-4-1  |
| Leading After Two Periods            | 14-0-2  |
| Trailing After Two Periods           | 0-11-0  |
| Tied After Two Periods               | 1-2-0   |
| Scoring First Goal Of Third Period   | 10-7-0  |
| Having 10-19 Shots On Goal           | 1-1-0   |
| Having 20-29 Shots On Goal           | 6-7-0   |
| Having 30-39 Shots On Goal           | 7-5-2   |
| Having 40 or More Shots On Goal      | 1-0-0   |
| Allowing Fewer Than 10 Shots On Goal | 0-0-0   |
| Allowing 10-19 Shots On Goal         | 1-1-0   |
| Allowing 20-29 Shots On Goal         | 3-3-0   |
| Allowing 30-39 Shots On Goal         | 7-9-0   |
| Allowing 40 or More Shots On Goal    | 4-0-2   |
| Outshooting Opponent                 | 5-6-0   |
| Opponent Outshoots Minnesota         | 8-7-2   |
| Shots Are Even                       | 2-0-0   |
| October                              | 1-4-1   |
| November                             | 4-4-0   |
| December                             | 3-2-1   |
| January                              | 4-2-0   |
| February                             | 3-1-0   |
| March                                | 0-0-0   |
| Wednesdays                           | 1-0-0   |
| Thursdays                            | 1-0-0   |
| Fridays                              | 7-5-1   |
| Saturdays                            | 6-7-1   |
| Sundays                              | 0-1-0   |
| Series Record                        | 3-4-7   |
| Games Following A Win                | 8-7-0   |
| Games Following A Loss               | 6-4-2   |
| Games Following A Tie                | 1-1-0   |

## News & Notes

**The Coaches:** Minnesota Head Coach **Don Lucia** is in his first season with the Golden Gophers. Lucia, who has compiled a record of 294-168-30 (.628) in 13 seasons overall as a head coach, led Colorado College to the NCAA Tournament in each of the last four seasons. Lucia was 166-68-18 (.694) in six seasons with the Tigers, and is 130-58-18 (.675) in WCHA games. Lucia has a career record of 18-4-5 vs. the Huskies, including a 9-2-3 mark in Houghton. Michigan Tech Head Coach **Tim Watters** is in his third season at the helm of the Huskies' program, with a career record of 38-100-6 (.271).

**Coach Lucia On The Air:** Coach Lucia's regular weekly media appearances are as follows: KSTP-AM (1500) - Thursday mornings (7:45) with Barbara Carlson, Saturday mornings (11:50) with Joe Soucheray, and the pre-game and post-game shows before and following games; WCCO-AM (830) - Friday mornings with Dave Lee, and Friday evenings (6:40) with Mike Max; MSC - The Don Lucia Show which airs one hour before each MSC telecast

**Pairwise Rankings:** Minnesota is ranked 13th in the latest NCAA Division I Pairwise Rankings (games through Sunday). The Pairwise Rankings is the ranking system used by the NCAA Selection committee to determine participants for the NCAA Division I men's ice hockey tournament. A full listing of teams eligible to be rated can be found on U.S. College Hockey Online's website ([www.uscollegehockey.com](http://www.uscollegehockey.com)). The 12-team field for the championships will be announced on Sun., March 19.

**Not Many Of Those:** The 5-1 setback to Colorado College on Saturday was Minnesota's first multiple-goal loss in its last 14 games - the last time the Golden Gophers lost by more than one goal was a 3-1 loss at Alaska Anchorage on Dec. 4, 1999

**Road Warriors:** Minnesota has a three-game road winning streak for the first time since the 1996-97 WCHA regular-season championship season (Dec. 14 at St. Cloud State; Jan. 3-4 at Alaska Anchorage) - the last time the Golden Gophers won four straight or more on the road was the 1991-92 season, when the team rattled off a school-record nine wins in a row on the road from Nov. 22 through Feb. 7

**Road Warriors Part II:** Sophomore G **Adam Hauser (Bovey, Minn.)** has provided Minnesota with an excellent chance to win road games with his performance away from Mariucci Arena as of late. Hauser is 3-1-0 with a 1.51 goals-against average and .959 saves percentage in his last four road contests. Hauser has stopped 116 out of his last 121 shots faced away from home.

**Changing Times:** Hauser's very respectable goals-against average of 2.84 in conference games and 2.93 in conference games place him only seventh among 12 regular conference netminders in both categories. Just five seasons ago (1994-95), Minnesota's Jeff Callinan **LED** the league with a goals-against average of 2.74 in WCHA games and 2.78 overall.

**Westrum Streak Ends:** Junior F **Erik Westrum (Apple Valley, Minn.)** extended his personal point-scoring streak to 19 games with a goal in Friday night's win over Colorado College, but the streak came to a halt as Westrum was held without a point in Saturday's loss to the Tigers. Westrum's streak was the team's longest in a single season since Hobey Baker Award winner Brian Bonin scored a point in 19 consecutive games in his senior season (1995-96). The streak by Westrum tied for second-best in a single season and ranks tied for fifth all-time. Steve Ulseth holds the school record for a single season and all-time by scoring in 24 consecutive games in 1980-81.

**Specialty Team Specialists:** The Golden Gophers have outnumbered their opponents 59-35 in all non-five-on-five situations this season, but have been outscored 58-47 in full strength occasions.

**Power Play Numbers:** Minnesota is 12-for-35 (.343) on the power play in its last six home games - since the third period of the Nov. 6 game at Colorado College, the Golden Gopher power play has clicked on 32 of their last 106 (.302) chances. By not scoring on the power play in Saturday night's loss to Colorado College, the Golden Gophers ended a string of scoring at least one power play goal in their last seven home games and had scored at least two power-play goals in their last six home contests. The Golden Gophers lead the WCHA in both league games and all games in power-play percentage.

## THE LAST TIME IT HAPPENED

### Minnesota Swept A Road Series:

February 4-5, 2000 @ Minnesota-Duluth (3-2, 4-1)

### Minnesota Was Swept In A Road Series:

November 12-13, 1999 @ Wisconsin (4-3, 5-4 ot)

**Minnesota Swept A Home Series:** January 14-15, 2000 vs. Denver (7-6, ot; 7-3)

### Minnesota Was Swept In A Home Series:

November 6-7, 1998 vs. Colorado College (7-1, 6-1)

**Minnesota Shut Out An Opponent:** November 20, 1999 vs. Minnesota-Duluth (Adam Hauser, 4-0)

**An Opponent Shut Out Minnesota:** January 21, 2000 @ North Dakota (Karl Goehring, 1-0)

### Minnesota Player Scored A Hat Trick:

January 15, 2000 vs. Denver (John Pohl, 7-3 Minnesota win)

**Minnesota Player Scored A Pure Hat Trick:** February 26, 1999 @ Minnesota-Duluth (Wyatt Smith, 4-1 Minnesota win)

**An Opponent Scored A Hat Trick:** January 22, 1999 @ North Dakota (Jeff Panzer, four goals, 5-4, Minnesota loss)

### Minnesota Player Scored Four Goals In A

**Game:** February 27, 1999 @ Minnesota-Duluth (Reggie Berg, 10-7 Minnesota win)

### Minnesota Won When Trailing After Two Periods:

March 14, 1997 vs. St. Cloud State at WCHA Final Five (5-4 Minnesota overtime win/trailing 4-3 heading into third period)

### Minnesota Had 50 or More Shots On Goal In A

**Game:** February 27, 1999 @ Minnesota-Duluth (54 shots, 10-7 Minnesota win)

### Opponent Had 50 or More Shots On Goal In A

**Game:** January 31, 1997 @ North Dakota (51 shots, 6-4 Minnesota loss)

### Minnesota Player Scored A Shorthanded Goal:

February 17, 2000 vs. Colorado College (Aaron Miskovich, third period, 6-2 Minnesota win)

**Minnesota Won In Overtime:** January 14, 2000 vs. Denver (7-6)

**Minnesota Lost In Overtime:** January 29, 2000 vs. MSU, Mankato (6-5)

**Minnesota Tied In Overtime:** October 22, 1999 vs. North Dakota (2-2)

### Minnesota Scored 10 Goals Or More In A

**Game:** February 27, 1999 @ Minnesota-Duluth (10-7 Minnesota win)

### Opponent Scored 10 Goals Or More In A

**Game:** January 30, 1993 @ Michigan Tech (10-2 Minnesota loss)

## WCHA Teams Since Nov. 19 (all games)

| Team             | Before 11/19 | Since 11/19 |
|------------------|--------------|-------------|
| Wisconsin        | 9-1-0        | 14-5-1      |
| St. Cloud State  | 4-6-0        | 12-4-2      |
| MINNESOTA        | 2-7-1        | 13-6-1      |
| North Dakota     | 7-0-1        | 13-7-2      |
| MSU, Mankato     | 3-2-1        | 13-10-1     |
| Colorado College | 6-3-0        | 10-10-2     |
| Alaska Anchorage | 6-6-0        | 6-7-3       |
| Minnesota-Duluth | 4-2-0        | 8-14-0      |
| Denver           | 5-5-0        | 6-14-2      |
| Michigan Tech    | 0-10-0       | 4-18-0      |

## The "A-LIST"

### Goaltender Save Percentage

#### U of M - Single Season

| Player           | Season    | Save % (GP)  |
|------------------|-----------|--------------|
| Jack McCartan    | 1956-57   | .920 (15 GP) |
| Don Vaia         | 1956-57   | .917 (16 GP) |
| Robb Stauber     | 1987-88   | .913 (44 GP) |
| ADAM HAUSER      | 1999-2000 | .911 (29 GP) |
| Robb Stauber     | 1988-89   | .911 (34 GP) |
| Jim Mattson      | 1952-53   | .910 (24 GP) |
| Murray McLachlan | 1968-69   | .910 (24 GP) |

## Did You Know & Player Notes

**Did You Know:** The Golden Gophers own a 37-22 edge overall in the first period of games this season • Minnesota has not won in their last 40 games they have trailed after two periods (0-35-5) • Minnesota third-to-last in the WCHA in penalty minutes per game (16.6) while this weekend's opponent, Michigan Tech, leads the league in that category (21.4) • the Golden Gophers are 10-4-1 in their last 15 games after a 5-9-1 record through the first 15 games of the schedule • in the last nine games, Minnesota has scored almost as many times on the penalty kill (4) as its opponents have on the power play (5)

**#1 Adam Hauser .....So., 6-3, 202 .....Bovey, Minn.**  
Has started 66 of the last 67 games in net for Minnesota • stopped 26 of 28 shots in Friday's win over Colorado College • ranks fourth in the WCHA in save percentage (.911, all games) • posted a .940 saves percentage or better in 14 games this season and in 10 of the last 15 contests • named WCHA Defensive Player of the Week on two occasions this season (Oct. 25 and Jan. 3)

**#4 Dylan Mills .....Jr., 5-11, 202 .....Duluth, Minn.**  
Three of his five multiple-point games this season have been on the road • second on the team with seven assists on the road this season • tied for fourth in the WCHA in defenseman scoring (4-10--14, conference games only) • six of his seven goals have come in the first period

**#7 Erik Westrum .....Jr., 6-0, 195 .....Apple Valley, Minn.**  
Has 23-35--58 in his last 48 games • leads the team with 18 goals - second on the team with 36 points (18 goals, 18 assists) • has scored 13 of his 18 goals in the first or second periods • leads the team in road scoring (12-6--18 in 14 road games) • has either scored or assisted on Minnesota's opening goal of the game in 11 of 28 contests the team has scored this season • tied for seventh in the WCHA in scoring (all games) • tied for third in the league in goal scoring (all games, 18) • tied for second in the WCHA in power play points (17) in all games • fourth in the league in shorthanded points (3)

**#9 John Pohl .....So., 6-1, 186 .....Red Wing, Minn.**  
Notched a goal and an assist in Friday night's win for his team-leading 13th multiple-point game of the season • leads the team in scoring (15-27--42) • has 13-22--35 in his last 23 games • third in the WCHA in scoring (all games) and alone in second place in league games only (12-20--32) • had 7-10--17 in 42 games last season - has already surpassed goal, assist and point total from freshman campaign • had career-long seven-game point scoring streak earlier this season - has scored a point in 20 of his last 22 games • first in the WCHA in power-play points in all games (8-11--19) • first in the league with eight power-play goals • has posted four points in a game on three occasions this season

**#13 Nate Miller .....Sr., 6-3, 200 .....Anoka, Minn.**  
Has played in 128 consecutive games (streak dates back to his freshman season) • has scored seven of his 10 goals this season on the road

**#16 Nick Anthony .....Fr., 5-10, 176 .....Faribault, Minn.**  
Scored Minnesota's lone goal in Saturday's 5-1 loss to Colorado College

**#22 Jeff Taffe .....Fr., 6-3, 176 .....Hastings, Minn.**  
Scored Minnesota's opening goal in Friday night's win • has scored a goal in four straight weekends, and has 5-1--6 in his last seven games

**#25 Pat O' Leary .....So., 6-3, 213 .....Robbinsdale, Minn.**  
Scored the fifth goal in his last seven games played with a first-period marker in Friday's win against Colorado College

**#27 Aaron Miskovich .....Jr., 6-0, 190 .....Grand Rapids, Minn.**  
Scored two goals and two assists for a career-high tying four points in Friday night's win over Colorado College • has scored a shorthanded goal in four straight weekends • has scored at least one goal in eight of his last 12 games - has 10-8--18 in 12 games since Christmas

# WCHA Standings/Schedule

## CAREER GOALS – CURRENT PLAYERS

|                 |    |
|-----------------|----|
| Dave Spehar     | 57 |
| Erik Westrum    | 33 |
| Nate Miller     | 29 |
| Aaron Miskovich | 28 |
| John Pohl       | 22 |
| Rico Pagel      | 17 |
| Stuart Senden   | 13 |
| Jordan Leopold  | 11 |
| Dylan Mills     | 10 |
| Erik Wendell    | 9  |
| Jeff Taffe      | 7  |
| Pat O'Leary     | 6  |
| Matt Leimbek    | 5  |
| Doug Meyer      | 5  |
| Nick Anthony    | 4  |
| Nick Angell     | 3  |
| Mike Lyons      | 3  |
| Ryan Trebil     | 3  |
| Dan Welch       | 3  |
| Mark Nenovich   | 1  |

## CAREER ASSISTS – CURRENT PLAYERS

|                 |    |
|-----------------|----|
| Dave Spehar     | 66 |
| Erik Westrum    | 57 |
| Nate Miller     | 37 |
| John Pohl       | 37 |
| Dylan Mills     | 33 |
| Aaron Miskovich | 32 |
| Rico Pagel      | 28 |
| Jordan Leopold  | 28 |
| Mike Lyons      | 23 |
| Matt Leimbek    | 17 |
| Nick Angell     | 13 |
| Stuart Senden   | 12 |
| Erik Wendell    | 8  |
| Doug Meyer      | 7  |
| Ben Tharp       | 7  |
| Jeff Taffe      | 6  |
| Ryan Trebil     | 6  |
| Dan Welch       | 4  |
| Nick Anthony    | 3  |
| Matt DeMarchi   | 3  |
| Mark Nenovich   | 2  |
| Pat O'Leary     | 2  |

## CAREER POINTS – CURRENT PLAYERS

|                 |     |
|-----------------|-----|
| Dave Spehar     | 123 |
| Erik Westrum    | 90  |
| Nate Miller     | 66  |
| Aaron Miskovich | 60  |
| John Pohl       | 59  |
| Rico Pagel      | 45  |
| Dylan Mills     | 43  |
| Jordan Leopold  | 39  |
| Mike Lyons      | 26  |
| Stuart Senden   | 25  |
| Matt Leimbek    | 22  |
| Erik Wendell    | 17  |
| Nick Angell     | 16  |
| Jeff Taffe      | 13  |
| Doug Meyer      | 12  |
| Pat O'Leary     | 9   |
| Ryan Trebil     | 9   |
| Nick Anthony    | 7   |
| Ben Tharp       | 7   |
| Dan Welch       | 7   |
| Mark Nenovich   | 3   |
| Matt DeMarchi   | 3   |

## CAREER GAMES – CURRENT PLAYERS

|                 |     |
|-----------------|-----|
| Nate Miller     | 152 |
| Dave Spehar     | 150 |
| Mike Lyons      | 136 |
| Rico Pagel      | 113 |
| Erik Westrum    | 109 |
| Dylan Mills     | 107 |
| Aaron Miskovich | 100 |
| Stuart Senden   | 95  |
| Matt Leimbek    | 87  |
| Ryan Trebil     | 76  |
| John Pohl       | 72  |
| Adam Hauser     | 69  |
| Jordan Leopold  | 67  |
| Nick Angell     | 65  |
| Erik Wendell    | 64  |
| Doug Meyer      | 58  |
| Pat O'Leary     | 33  |
| Mark Nenovich   | 32  |
| Matt DeMarchi   | 28  |
| Jeff Taffe      | 28  |
| Dan Welch       | 26  |
| Nick Anthony    | 23  |
| Ben Tharp       | 21  |
| Pete Samargia   | 3   |

| Team (Overall Record, win %)     | GP | W  | L  | T | Pts | GF | GA  | GDif |
|----------------------------------|----|----|----|---|-----|----|-----|------|
| Wisconsin (23-6-1, .783)         | 22 | 18 | 4  | 0 | 36  | 84 | 56  | +28  |
| North Dakota (20-7-3, .717)      | 24 | 15 | 6  | 3 | 33  | 95 | 56  | +39  |
| St. Cloud State (16-10-2, .607)  | 22 | 12 | 8  | 2 | 26  | 84 | 53  | +31  |
| Colorado College (16-13-2, .548) | 22 | 12 | 8  | 2 | 26  | 72 | 51  | +21  |
| MSU, Mankato (16-12-2, .567)     | 22 | 12 | 9  | 1 | 25  | 72 | 67  | +5   |
| Minnesota (15-13-2, .533)        | 22 | 11 | 9  | 2 | 24  | 73 | 63  | +10  |
| Alaska Anchorage (12-13-3, .482) | 24 | 10 | 11 | 3 | 23  | 56 | 70  | -14  |
| Minnesota-Duluth (12-16-0, .429) | 22 | 8  | 14 | 0 | 16  | 47 | 86  | -39  |
| Denver (11-19-2, .375)           | 24 | 7  | 16 | 1 | 15  | 78 | 88  | -10  |
| Michigan Tech (4-28-0, .125)     | 24 | 2  | 22 | 0 | 4   | 42 | 113 | -71  |

### This Weekend's Games (all Friday-Saturday series)

Wisconsin @ Alaska Anchorage  
 MSU, Mankato @ Colorado College  
 Denver @ St. Cloud State  
 Minnesota @ Michigan Tech  
 Minnesota-Duluth @ North Dakota

## Season Highs/Lows

### Team

|   |   |
|---|---|
| <b>MOST GOALS/GAME</b>                    | (7) two times, last 1/15 vs. Denver                           |
| <b>LEAST GOALS/GAME</b>                   | (0) two times, last 1/21 @ North Dakota                       |
| <b>MOST ASSISTS/GAME</b>                  | (11) two times, last 1/15 vs. Denver                          |
| <b>LEAST ASSISTS/GAME</b>                 | (0) two times, last 1/21 @ North Dakota                       |
| <b>MOST GOALS AGAINST/GAME</b>            | (6) three times, last 1/29 vs. MSU, Mankato                   |
| <b>LEAST GOALS AGAINST/GAME</b>           | (0) 11/20 vs. Minnesota-Duluth                                |
| <b>MOST ASSISTS AGAINST/GAME</b>          | (10) two times, last 1/29 vs. MSU, Mankato                    |
| <b>LEAST ASSISTS AGAINST/GAME</b>         | (0) 11/20 vs. Minnesota-Duluth                                |
| <b>MOST GOALS/PERIOD</b>                  | (5) 1/14 vs. Denver - first period                            |
| <b>MOST GOALS AGAINST/PERIOD</b>          | (3) seven times, last 2/12 vs. CC - first period              |
| <b>MOST POWER PLAY GOALS/GAME</b>         | (3) five times, last 1/15 vs. Denver                          |
| <b>MOST POWER PLAY GOALS ALLOWED/GAME</b> | (3) 11/27 @ Michigan State                                    |
| <b>MOST SHOTS ON GOAL/GAME</b>            | (42) 11/19 vs. Minnesota-Duluth                               |
| <b>LEAST SHOTS ON GOAL/GAME</b>           | (17) 11/5 @ Colorado College                                  |
| <b>MOST SHOTS AGAINST/GAME</b>            | (47) 1/14 vs. Denver  |
| <b>LEAST SHOTS AGAINST/GAME</b>           | (18) 2/12 vs. Colorado College                                |
| <b>MOST SHOTS ON GOAL/PERIOD</b>          | (19) 12/10 @ St. Cloud State                                  |
| <b>MOST SHOTS AGAINST/PERIOD</b>          | (20) 10/22 vs. North Dakota                                   |
| <b>MOST PENALTIES/GAME</b>                | (14) two times, last 1/14 vs. Denver                          |
| <b>LEAST PENALTIES/GAME</b>               | (3) three times, last 1/21 @ North Dakota                     |
| <b>MOST PIM/GAME</b>                      | (39) 1/14 vs. Denver  |
| <b>LEAST PIM/GAME</b>                     | (6) three times, last 1/21 @ North Dakota                     |
| <b>MOST OPP. PENALTIES/GAME</b>           | (14) two times, last 1/15 vs. Denver                          |
| <b>LEAST OPP. PENALTIES/GAME</b>          | (2) 11/12 @ Wisconsin   |
| <b>MOST OPP. PIM/GAME</b>                 | (36) 11/26 @ Michigan   |
| <b>LEAST OPP. PIM/GAME</b>                | (4) 11/12 @ Wisconsin   |
| <b>QUICKEST TWO GOALS</b>                 | (0:46) 10/29 vs. BC - first period (Taffe, Anthony)           |
| <b>QUICKEST THREE GOALS</b>               | (2:43) 11/26 @ Mich. - first period (Miller, Westrum, Senden) |

## Individual

|                           |  |
|---------------------------|--|
| <b>GOALS/GAME</b>         | (3) two times, last John Pohl, 1/15 vs. Denver               |
| <b>GOALS/PERIOD</b>       | (2) three times, last Dylan Mills, 1/29 first period vs. MSU |
| <b>ASSISTS/GAME</b>       | (4) two times, last Aaron Miskovich, 1/15 vs. Denver         |
| <b>ASSISTS/PERIOD</b>     | (2) 14 times, last Dave Spehar, 2/11 first period vs. CC     |
| <b>POINTS/GAME</b>        | (4) six times, last Aaron Miskovich, 2/11 vs. CC             |
| <b>POINTS/PERIOD</b>      | (3) two times, last Dylan Mills, 1/29 first period vs. MSU   |
| <b>PENALTIES/GAME</b>     | (4) Erik Westrum, 1/14 vs. Denver                            |
| <b>PIM/GAME</b>           | (19) Erik Westrum, 1/14 vs. Denver                           |
| <b>SHOTS ON GOAL/GAME</b> | (10) Jordan Leopold, 11/20 vs. Minnesota-Duluth              |
| <b>SAVES/GAME</b>         | (44) Adam Hauser, 10/22 vs. North Dakota                     |

## Goals Breakdown

|                              | OPP | MN |
|------------------------------|-----|----|
| 5-on-5                       | 58  | 47 |
| 5-on-4                       | 20  | 33 |
| 6-on-5                       | 4   | 3  |
| 6-on-4                       | 1   | 1  |
| 4-on-5                       | 4   | 8  |
| 4-on-4                       | 3   | 8  |
| 5-on-3                       | 1   | 2  |
| 4-on-3                       | 2   | 4  |
| Power Play                   | 24  | 39 |
| Shorthanded                  | 4   | 8  |
| Empty Net                    | 2   | 3  |
| First Minute of Game         | 2   | 1  |
| First 2 Minutes of Game      | 3   | 1  |
| First 5 Minutes of Game      | 4   | 7  |
| First 10 Minutes of Game     | 9   | 20 |
| First Goal of Game           | 13  | 17 |
| First Minute of Period       | 3   | 3  |
| Last Minute of Period        | 10  | 7  |
| Last Minute of Game          | 10  | 5  |
| Last 5 Minutes of Game       | 13  | 9  |
| To Tie Game - Last 5 Minutes | 3   | 0  |
| To Win Game - Last 5 Minutes | 4   | 3  |
| October                      | 24  | 18 |
| November                     | 23  | 26 |
| December                     | 16  | 21 |
| January                      | 20  | 27 |
| February                     | 10  | 14 |
| March                        | 0   | 0  |
| Unassisted                   | 3   | 11 |
| One Assist                   | 35  | 33 |
| Two Assists                  | 55  | 62 |
| Home                         | 47  | 62 |
| Road                         | 46  | 44 |
| Neutral                      | 0   | 0  |
| Overtime                     | 2   | 2  |

### GOALS SCORED AFTER OPPONENTS' GOAL

|                       | OPP | MN |
|-----------------------|-----|----|
| Less Than One Minute  | 4   | 2  |
| One To Three Minutes  | 6   | 10 |
| Three To Five Minutes | 7   | 4  |

## Goals By Period

**First (37)** - Westrum (7), Mills (6), Pohl (4), Taffe (4), Miller (3), Miskovich (3), Leopold (2), O'Leary (2), Wendell, Welch, Anthony, Senden, Spehar, Leimbek

**Second (34)** - Pohl (7), Westrum (6), Miskovich (6), Spehar (4), Angell (2), Roed (2), Welch (2), Meyer, Miller, Anthony, Senden, O'Leary

**Third (33)** - Miller (5), Westrum (5), Miskovich (4), Pohl (4), O'Leary (3), Taffe (3), Anthony (2), Senden (2), Mills, Roed, Leopold, Nenovich, Wendell

**Overtime (2)** - Miller, Leopold

## Stats By Class

| Season        | G-A--Pts | P/M    | Shots | PP | GW |
|---------------|----------|--------|-------|----|----|
| Senior (5)    | 16-27-43 | 47/102 | 148   | 7  | 3  |
| Junior (5)    | 42-49-91 | 65/141 | 276   | 14 | 6  |
| Sophomore (7) | 31-51-82 | 60/120 | 248   | 13 | 4  |
| Freshman (6)  | 17-29-46 | 62/135 | 198   | 5  | 2  |

| Last Weekend  | G-A--Pts | P/M  | Shots | PP | GW |
|---------------|----------|------|-------|----|----|
| Senior (4)    | 0-3-3    | 2/4  | 4     | 0  | 0  |
| Junior (4)    | 3-2-5    | 8/16 | 13    | 0  | 0  |
| Sophomore (7) | 2-2-4    | 3/6  | 8     | 1  | 1  |
| Freshman (4)  | 2-1-3    | 4/8  | 3     | 1  | 0  |

## In The News

**Tickets On Sale For 2000 NCAA West Regional At Mariucci:** Ticket packages are now available for the 2000 NCAA West Hockey Regional games at Mariucci Arena from March 24-25. Tickets currently being sold include entry to all four games of the event, and are priced at \$50 for the contests which will decide half of the field for the 2000 NCAA Frozen Four in Providence, R.I. As of Jan. 17, less than 2,000 seats remained for the event. Game times are 5 p.m. and 8:30 p.m. each evening. The 2000 NCAA East Hockey Regional is being held from March 25-26 at Albany, N.Y.

**Tickets On Sale For 2000 WCHA Final Five At Target Center:** One of college hockey's premier postseason tournaments - the annual NSP WCHA Final Five - returns to Target Center in Minneapolis from March 16-18, 2000. Five-game championship ticket packages are priced at \$76.25 per person. For more information on tickets, please call the Target Center at (612) 673-0900.

**Conference Stats Online:** The WCHA is part of a new college hockey statistical service available through the internet at [www.collegehockeystats.com](http://www.collegehockeystats.com). Information available includes complete team and individual statistics updated after each game, conference standings, team rosters, results and game summaries, and team schedules

## multiple-point games (season/career)

| Player (Games)         | Last Time                     | Record       |
|------------------------|-------------------------------|--------------|
| John Pohl (13/14)      | 2/11/00 vs. CC (1g, 1a)       | 9-4-0/10-4-0 |
| Erik Westrum (10/20)   | 2/5/00 @ UMD (2a)             | 6-4-0/8-10-2 |
| Nate Miller (8/12)     | 2/5/00 @ UMD (2g)             | 5-3-0/8-4-0  |
| Dylan Mills (5/10)     | 2/4/00 @ UMD (2a)             | 2-3-0/7-3-0  |
| Aaron Miskovich (5/11) | 2/11/00 vs. CC (2g, 2a)       | 5-0-0/7-3-1  |
| Jordan Leopold (3/7)   | 1/14/00 vs. DU (2g, 1a)       | 3-0-0/3-3-1  |
| Dave Spehar (3/27)     | 2/11/00 vs. CC (2a)           | 3-0-0/17-7-3 |
| Jeff Taffe (3/3)       | 1/29/00 vs. MSU (2g)          | 2-1-0/2-1-0  |
| Shawn Roed (2/2)       | 11/20/99 vs. UMD (1g, 2a)     | 1-1-0/1-1-0  |
| Nick Angell (1/1)      | 12/10/99 @ SCSU (2a)          | 0-1-0/0-1-0  |
| Nick Anthony (1/1)     | 10/29/99 vs. BC (1g, 1a)      | 1-0-0/1-0-0  |
| Mark Nenovich (1/1)    | 12/29/99 vs. Harvard (1g, 1a) | 1-0-0/1-0-0  |
| Pat O'Leary (1/1)      | 1/15/00 vs. DU (2g)           | 1-0-0/1-0-0  |
| Stuart Senden (1/3)    | 10/29/99 vs. BC (1g, 1a)      | 1-0-0/2-1-0  |
| Ben Tharp (1/1)        | 11/19/99 vs. UMD (2a)         | 1-0-0/1-0-0  |
| Rico Pagel (0/9)       | 2/27/99 @ UMD (1g, 1a)        | 0-0-0/6-3-0  |
| Matt Leimbek (0/3)     | 1/30/99 vs. MTU (1g, 1a)      | 0-0-0/2-1-0  |
| Erik Wendell (0/2)     | 3/5/99 vs. UAA (1g, 1a)       | 0-0-0/2-0-0  |
| Doug Meyer (0/2)       | 3/5/99 vs. WIS (1g, 1a)       | 0-0-0/0-1-1  |
| Mike Lyons (0/1)       | 11/9/96 vs. UND (1g, 1a)      | 0-0-0/1-0-0  |
| Ryan Trebil (0/1)      | 1/17/98 vs. DU (2a)           | 0-0-0/1-0-0  |

## multiple-goal games (season/career)

| Player (Games)        | Last Time                | Record      |
|-----------------------|--------------------------|-------------|
| Erik Westrum (4/7)    | 11/26/99 @ Michigan (2g) | 1-3-0/2-4-1 |
| John Pohl (3/3)       | 1/28/00 vs. MSU (2g)     | 3-0-0/3-0-0 |
| Nate Miller (2/3)     | 2/5/00 @ UMD (2g)        | 2-0-0/2-1-0 |
| Aaron Miskovich (2/4) | 2/13/00 vs. CC (2g)      | 2-0-0/4-0-0 |
| Jordan Leopold (1/2)  | 1/14/00 vs. DU (2g)      | 1-0-0/1-1-0 |
| Dylan Mills (1/1)     | 1/29/00 vs. MSU (2g)     | 0-1-0/0-1-0 |
| Pat O'Leary (1/1)     | 1/15/00 vs. DU (2g)      | 1-0-0/1-0-0 |
| Jeff Taffe (1/1)      | 1/29/00 vs. MSU (2g)     | 0-1-0/0-1-0 |
| Dave Spehar (0/5)     | 3/18/99 vs. SCSU (2g)    | 0-0-0/5-0-0 |
| Rico Pagel (0/1)      | 12/15/97 vs. SCSU (2g)   | 0-0-0/0-1-0 |
| Stuart Senden (0/1)   | 2/7/98 vs. WIS (2g)      | 0-0-0/1-0-0 |

Minnesota Men - 1999-2000 Schedule & Results

| Date         | Opponent           |    | Result      | Overall Record | Conf Record |
|--------------|--------------------|----|-------------|----------------|-------------|
| Sat Oct 16   | at Maine           | NC | 3- 5 L      | 0- 1- 0        | 0- 0- 0     |
| Sun Oct 17   | at Maine           | NC | 4- 5 L      | 0- 2- 0        | 0- 0- 0     |
| Fri Oct 22   | NORTH DAKOTA       |    | T 2- 2 T OT | 0- 2- 1        | 0- 0- 1     |
| Sat Oct 23   | NORTH DAKOTA       |    | 2- 3 L      | 0- 3- 1        | 0- 1- 1     |
| Fri Oct 29   | BOSTON COLLEGE     | NC | W 6- 5 OT   | 1- 3- 1        | 0- 1- 1     |
| Sat Oct 30   | BOSTON COLLEGE     | NC | 1- 4 L      | 1- 4- 1        | 0- 1- 1     |
| Fri Nov 5    | at Colorado Coll.  |    | 0- 3 L      | 1- 5- 1        | 0- 2- 1     |
| Sat Nov 6    | at Colorado Coll.  |    | W 2- 1      | 2- 5- 1        | 1- 2- 1     |
| Fri Nov 12   | at Wisconsin       |    | 3- 4 L      | 2- 6- 1        | 1- 3- 1     |
| Sat Nov 13   | at Wisconsin       |    | 4- 5 L OT   | 2- 7- 1        | 1- 4- 1     |
| Fri Nov 19   | MINN-DULUTH        |    | W 5- 3      | 3- 7- 1        | 2- 4- 1     |
| Sat Nov 20   | MINN-DULUTH        |    | W 4- 0      | 4- 7- 1        | 3- 4- 1     |
| * Fri Nov 26 | at Michigan        | NC | W 6- 1      | 5- 7- 1        | 3- 4- 1     |
| * Sat Nov 27 | at Michigan State  | NC | 2- 6 L      | 5- 8- 1        | 3- 4- 1     |
| Fri Dec 3    | at Alask-Anchorage |    | 2- 5 L      | 5- 9- 1        | 3- 5- 1     |
| Sat Dec 4    | at Alask-Anchorage |    | W 3- 1      | 6- 9- 1        | 4- 5- 1     |
| Fri Dec 10   | at St. Cloud       |    | 3- 4 L OT   | 6-10- 1        | 4- 6- 1     |
| Sat Dec 11   | ST. CLOUD          |    | T 2- 2 T OT | 6-10- 2        | 4- 6- 2     |
| Wed Dec 15   | VALERENGA          | EX | 5- 7 L      | 6-10- 2        | 4- 6- 2     |
| & Wed Dec 29 | HARVARD            | NC | W 5- 2      | 7-10- 2        | 4- 6- 2     |
| % Thu Dec 30 | NORTHERN MICH.     | NC | W 6- 2      | 8-10- 2        | 4- 6- 2     |
| Fri Jan 14   | DENVER             |    | W 7- 6 OT   | 9-10- 2        | 5- 6- 2     |
| Sat Jan 15   | DENVER             |    | W 7- 3      | 10-10- 2       | 6- 6- 2     |
| Fri Jan 21   | at North Dakota    |    | 0- 1 L      | 10-11- 2       | 6- 7- 2     |
| Sat Jan 22   | at North Dakota    |    | W 5- 2      | 11-11- 2       | 7- 7- 2     |
| Fri Jan 28   | MSU-MANKATO        |    | W 3- 2      | 12-11- 2       | 8- 7- 2     |
| Sat Jan 29   | MSU-MANKATO        |    | 5- 6 L OT   | 12-12- 2       | 8- 8- 2     |
| Fri Feb 4    | at Minn-Duluth     |    | W 3- 2      | 13-12- 2       | 9- 8- 2     |
| Sat Feb 5    | at Minn-Duluth     |    | W 4- 1      | 14-12- 2       | 10- 8- 2    |
| Fri Feb 11   | COLORADO COLL.     |    | W 6- 2      | 15-12- 2       | 11- 8- 2    |
| Sat Feb 12   | COLORADO COLL.     |    | 1- 5 L      | 15-13- 2       | 11- 9- 2    |
| Fri Feb 18   | at Michigan Tech.  |    |             | 7:35 pm        |             |
| Sat Feb 19   | at Michigan Tech.  |    |             | 7:05 pm        |             |
| Fri Feb 25   | WISCONSIN          |    |             | 7:05 pm        |             |
| Sat Feb 26   | WISCONSIN          |    |             | 7:05 pm        |             |
| Fri Mar 3    | ST. CLOUD          |    |             | 7:05 pm        |             |
| Sat Mar 4    | at St. Cloud       |    |             | 7:05 pm        |             |

- \* - College Hockey Showcase
- # - College Hockey Showcase
- & - Mariucci Classic
- % - Mariucci Classic Championship

| Records | Conf     | Non-Conf | Overall  | GF-GA   | Conf   | Non-Conf | Overall |
|---------|----------|----------|----------|---------|--------|----------|---------|
| Overall | 11- 9- 2 | 4- 4- 0  | 15-13- 2 | Overall | 73- 63 | 33- 30   | 106- 93 |
| Home    | 6- 3- 2  | 3- 1- 0  | 9- 4- 2  | Home    | 44- 34 | 18- 13   | 62- 47  |
| Away    | 5- 6- 0  | 1- 3- 0  | 6- 9- 0  | Away    | 29- 29 | 15- 17   | 44- 46  |
| Neutral | 0- 0- 0  | 0- 0- 0  | 0- 0- 0  | Neutral | 0- 0   | 0- 0     | 0- 0    |

Minnesota Men - 1999-2000 Team Statistics

| Minnesota                |        | Overall - 30 Games Played (15-13-2 .533) |              |              |         |           |               |         |                                      |                                      |              |  |    | Conf Only - 22 Games Played (11-9-2 .545) |              |       |     |      |               |         |    |    |              |       |    |  |        |       |           |        |       |
|--------------------------|--------|--|--------------|--------------|---------|-----------|---------------|---------|--------------------------------------|--------------------------------------|--------------|--|----|---|--------------|-------|-----|------|---------------|---------|----|----|--------------|-------|----|--|--------|-------|-----------|--------|-------|
| Player                   | YR/POS | GP                                       | G            | A            | PTS     | P/GM      | G/GM          | PEN/MIN | PP                                   | SH                                   | GW           | GT   | EN | GP  | G            | A     | PTS | P/GM | G/GM          | PEN/MIN | PP | SH | GW           | GT    | EN |  |        |       |           |        |       |
| John Pohl                | S0 F   | 30                                       | 15           | 27           | 42      | 1.40      | 0.50          | 9/ 18   | 8                                    | 1                                    | 1            | 0  | 1  | 22  | 12           | 20    | 32  | 1.45 | 0.55          | 7/ 14   | 7  | 1  | 1            | 0     | 1  |  |        |       |           |        |       |
| Erik Westrum             | JR F   | 28                                       | 18           | 18           | 36      | 1.29      | 0.64          | 25/ 69  | 6                                    | 3                                    | 2            | 0  | 0  | 22  | 11           | 12    | 23  | 1.15 | 0.55          | 19/ 57  | 3  | 1  | 1            | 0     | 1  |  |        |       |           |        |       |
| Aaron Miskovich          | JR F   | 30                                       | 13           | 13           | 26      | 0.87      | 0.43          | 10/ 20  | 2                                    | 4                                    | 2            | 0  | 1  | 22  | 9            | 10    | 19  | 0.86 | 0.41          | 6/ 12   | 1  | 3  | 2            | 0     | 1  |  |        |       |           |        |       |
| Nate Miller              | SR F   | 30                                       | 10           | 14           | 24      | 0.80      | 0.33          | 14/ 28  | 5                                    | 0                                    | 2            | 0  | 0  | 22  | 6            | 12    | 18  | 0.82 | 0.27          | 10/ 20  | 3  | 0  | 1            | 0     | 0  |  |        |       |           |        |       |
| Dylan Mills              | JR D   | 29                                       | 7            | 11           | 14      | 0.62      | 0.24          | 17/ 34  | 6                                    | 0                                    | 1            | 0  | 0  | 21  | 4            | 10    | 14  | 0.67 | 0.19          | 11/ 22  | 4  | 0  | 0            | 0     | 0  |  |        |       |           |        |       |
| Jordan Leopold           | S0 D   | 28                                       | 4            | 12           | 16      | 0.57      | 0.14          | 8/ 16   | 2                                    | 0                                    | 1            | 0  | 0  | 22  | 4            | 8     | 12  | 0.55 | 0.18          | 5/ 10   | 2  | 0  | 2            | 0     | 0  |  |        |       |           |        |       |
| Jeff Taffe               | FR F   | 28                                       | 7            | 6            | 13      | 0.46      | 0.25          | 8/ 16   | 2                                    | 0                                    | 0            | 0  | 1  | 22  | 6            | 4     | 10  | 0.45 | 0.27          | 6/ 12   | 1  | 0  | 0            | 0     | 1  |  |        |       |           |        |       |
| Dave Spehar              | SR F   | 29                                       | 5            | 8            | 13      | 0.45      | 0.17          | 10/ 20  | 2                                    | 0                                    | 1            | 0  | 0  | 21  | 2            | 4     | 6   | 0.29 | 0.10          | 7/ 14   | 0  | 0  | 1            | 0     | 0  |  |        |       |           |        |       |
| Shaun Roed               | FR F   | 12                                       | 3            | 6            | 9       | 0.75      | 0.25          | 5/ 10   | 3                                    | 0                                    | 0            | 0  | 0  | 8   | 3            | 5     | 8   | 1.00 | 0.38          | 3/ 6    | 3  | 0  | 0            | 0     | 0  |  |        |       |           |        |       |
| Stuart Senden            | JR F   | 29                                       | 4            | 4            | 8       | 0.28      | 0.14          | 11/ 22  | 0                                    | 0                                    | 1            | 0  | 0  | 21  | 2            | 2     | 4   | 0.19 | 0.10          | 7/ 14   | 0  | 0  | 1            | 0     | 0  |  |        |       |           |        |       |
| Nick Anthony             | FR F   | 23                                       | 4            | 3            | 7       | 0.30      | 0.17          | 5/ 10   | 0                                    | 0                                    | 0            | 0  | 0  | 17  | 2            | 2     | 4   | 0.24 | 0.12          | 3/ 6    | 0  | 0  | 0            | 0     | 0  |  |        |       |           |        |       |
| Dan Welch                | FR F   | 26                                       | 3            | 4            | 7       | 0.27      | 0.12          | 9/ 29   | 0                                    | 0                                    | 2            | 0  | 0  | 18  | 2            | 2     | 4   | 0.22 | 0.11          | 8/ 27   | 0  | 0  | 1            | 0     | 0  |  |        |       |           |        |       |
| Nick Angell              | S0 D   | 27                                       | 2            | 5            | 7       | 0.26      | 0.07          | 16/ 32  | 0                                    | 0                                    | 0            | 0  | 0  | 20  | 2            | 2     | 4   | 0.20 | 0.10          | 11/ 22  | 0  | 0  | 0            | 0     | 0  |  |        |       |           |        |       |
| Ben Tharp                | FR D   | 21                                       | 0            | 7            | 7       | 0.33      | 0.00          | 5/ 10   | 0                                    | 0                                    | 0            | 0  | 0  | 15  | 0            | 5     | 5   | 0.33 | 0.00          | 5/ 10   | 0  | 0  | 0            | 0     | 0  |  |        |       |           |        |       |
| Pat O'Leary              | S0 F   | 16                                       | 6            | 0            | 6       | 0.38      | 0.38          | 2/ 4    | 3                                    | 0                                    | 1            | 0  | 0  | 11  | 4            | 0     | 4   | 0.36 | 0.36          | 1/ 2    | 3  | 0  | 1            | 0     | 0  |  |        |       |           |        |       |
| Matt Leimbek             | JR F   | 18                                       | 1            | 4            | 5       | 0.28      | 0.06          | 1/ 2    | 0                                    | 0                                    | 0            | 0  | 0  | 14  | 1            | 2     | 3   | 0.21 | 0.07          |         | 0  | 0  | 0            | 0     | 0  |  |        |       |           |        |       |
| Doug Meyer               | S0 F   | 21                                       | 1            | 3            | 4       | 0.19      | 0.05          | 7/ 14   | 0                                    | 0                                    | 0            | 0  | 0  | 14  | 1            | 1     | 2   | 0.14 | 0.07          | 5/ 10   | 0  | 0  | 0            | 0     | 0  |  |        |       |           |        |       |
| Erik Wendell             | S0 F   | 22                                       | 2            | 1            | 3       | 0.14      | 0.09          | 9/ 18   | 0                                    | 0                                    | 0            | 0  | 0  | 17  | 2            | 1     | 3   | 0.18 | 0.12          | 4/ 8    | 0  | 0  | 0            | 0     | 0  |  |        |       |           |        |       |
| Mark Nenovich            | S0 D   | 19                                       | 1            | 2            | 3       | 0.16      | 0.05          | 8/ 16   | 0                                    | 0                                    | 0            | 0  | 0  | 15  | 0            | 1     | 1   | 0.07 | 0.00          | 6/ 12   | 0  | 0  | 0            | 0     | 0  |  |        |       |           |        |       |
| Matt DeMarchi            | FR D   | 28                                       | 0            | 3            | 3       | 0.11      | 0.00          | 30/ 60  | 0                                    | 0                                    | 0            | 0  | 0  | 21  | 0            | 2     | 2   | 0.10 | 0.00          | 19/ 38  | 0  | 0  | 0            | 0     | 0  |  |        |       |           |        |       |
| Mike Lyons               | SR D   | 24                                       | 0            | 2            | 2       | 0.08      | 0.00          | 14/ 28  | 0                                    | 0                                    | 0            | 0  | 0  | 17  | 0            | 2     | 2   | 0.12 | 0.00          | 11/ 22  | 0  | 0  | 0            | 0     | 0  |  |        |       |           |        |       |
| Ryan Trebil              | SR D   | 8  | 0            | 1            | 1       | 0.12      | 0.00          | 7/ 22   | 0                                    | 0                                    | 0            | 0  | 0  | 5   | 0            | 0     | 0   | 0.00 | 0.00          | 6/ 20   | 0  | 0  | 0            | 0     | 0  |  |        |       |           |        |       |
| Rico Pagel               | SR F   | 13                                       | 0            | 1            | 1       | 0.08      | 0.00          | 3/ 6    | 0                                    | 0                                    | 0            | 0  | 0  | 10  | 0            | 0     | 0   | 0.00 | 0.00          | 1/ 2    | 0  | 0  | 0            | 0     | 0  |  |        |       |           |        |       |
| Pete Samargia            | FR G   | 3  | 0            | 0            | 0       | 0.00      | 0.00          |         | 0                                    | 0                                    | 0            | 0  | 0  | 1   | 0            | 0     | 0   | 0.00 | 0.00          |         | 0  | 0  | 0            | 0     | 0  |  |        |       |           |        |       |
| Adam Hauser              | S0 G   | 29                                       | 0            | 0            | 0       | 0.00      | 0.00          | 1/ 2    | 0                                    | 0                                    | 0            | 0  | 0  | 22  | 0            | 0     | 0   | 0.00 | 0.00          | 1/ 2    | 0  | 0  | 0            | 0     | 0  |  |        |       |           |        |       |
| Bench                    |        |  |              |              |         |           |               | 5/ 10   |                                      |                                      |              |  |    |   |              |       |     |      |               | 2/ 4    |    |    |              |       |    |  |        |       |           |        |       |
| Minnesota Opponents      |        | 30                                       | 106          | 155          | 261     | 8.70      | 3.53          | 239/516 | 39                                   | 8                                    | 15           | 0  | 3  | 22  | 73           | 107   | 180 | 8.18 | 3.32          | 164/366 | 27 | 5  | 11           | 0     | 3  |  |        |       |           |        |       |
|                          |        | 30                                       | 93           | 145          | 238     | 7.93      | 3.10          | 240/548 | 24                                   | 4                                    | 13           | 2  | 2  | 22  | 63           | 101   | 164 | 7.45 | 2.86          | 167/394 | 13 | 2  | 9            | 2     | 0  |  |        |       |           |        |       |
| Goaltending              |        | GP                                       | Minutes      | GA           | Savs    | Sav%      | GAA           | Record  | Win%                                 | ST                                   | S0           |  |    |   |              |       |     |      |               |         |    |    |              |       |    |  |        |       |           |        |       |
| Adam Hauser              | S0     | 29                                       | 1719:09      | 84           | 862     | .911      | 2.93          | 15-12-2 | .552                                 | 29                                   | 1            | 22 1331:47 63 656 .912 2.84 11-9-2 .545 22 1 |    |   |              |       |     |      |               |         |    |    |              |       |    |  |        |       |           |        |       |
| Pete Samargia            | FR     | 3  | 104:17       | 7            | 30      | .811      | 4.03          | 0-1-0   | .000                                 | 1                                    | 0            | 1 10:28 0 5 1.00 0.00 0-0-0 --- 0 0          |    |   |              |       |     |      |               |         |    |    |              |       |    |  |        |       |           |        |       |
| Open Net                 |        | 6  | 4:03         | 2            |         |           |               |         |                                      |                                      |              | 3 2:01 0                                     |    |   |              |       |     |      |               |         |    |    |              |       |    |  |        |       |           |        |       |
| Minnesota Opponents      |        | 30                                       | 1827:29      | 93           | 892     | .906      | 3.05          | 15-13-2 | .533                                 | 30                                   | 1            | 22 1344:16 63 661 .913 2.81 11-9-2 .545 22 1 |    |   |              |       |     |      |               |         |    |    |              |       |    |  |        |       |           |        |       |
|                          |        | 30                                       | 1827:29      | 106          | 797     | .883      | 3.48          | 13-15-2 | .467                                 | 30                                   | 2            | 22 1344:16 73 588 .890 3.26 9-11-2 .455 22 2 |    |   |              |       |     |      |               |         |    |    |              |       |    |  |        |       |           |        |       |
| Special Teams            |        | Power Play                               | SHA          | Penalty Kill | SHF     | Combined  |               |         |                                      |                                      |              |  |    |   |              |       |     |      |               |         |    |    |              |       |    |  |        |       |           |        |       |
| Minnesota                |        | 39/152                                   | .257         | 4            | 129/153 | .843      | 8             | 168/305 | .551                                 |                                      |              |  |    |   |              |       |     |      |               |         |    |    |              |       |    |  |        |       |           |        |       |
| Opponents                |        | 24/153                                   | .157         | 8            | 113/152 | .743      | 4             | 137/305 | .449                                 |                                      |              |  |    |   |              |       |     |      |               |         |    |    |              |       |    |  |        |       |           |        |       |
| Scoring/Shots On Goal    |        | 1st                                      | 2nd          | 3rd          | OT      | TOT       | 1st           | 2nd     | 3rd                                  | OT                                   | SOG          |  |    |   |              |       |     |      |               |         |    |    |              |       |    |  |        |       |           |        |       |
| Minnesota                |        | 37                                       | 34           | 33           | 2       | 106       | 310           | 306     | 271                                  | 16                                   | 903          | 22 24 24 24 1 73 1 233 226 188 14 661        |    |   |              |       |     |      |               |         |    |    |              |       |    |  |        |       |           |        |       |
| Opponents                |        | 22                                       | 38           | 30           | 3       | 93        | 317           | 355     | 296                                  | 17                                   | 785          | 17 25 18 3 63 1 223 224 221 16 724           |    |   |              |       |     |      |               |         |    |    |              |       |    |  |        |       |           |        |       |
| Difference               |        | +15                                      | -4           | +3           | -1      | +13       | -7            | -49     | -25                                  | -1                                   | -82          | +7 -1 +6 -2 +10 1 +10 -38 -33 -2 -63         |    |   |              |       |     |      |               |         |    |    |              |       |    |  |        |       |           |        |       |
| Streaks   Overall   Conf |        | Site                                     | H:15         | 9-4-2        | A:15    | 6-9-0     | N:0           | 0-0-0   |                                      |                                      |              |  |    |   |              |       |     |      |               |         |    |    |              |       |    |  |        |       |           |        |       |
| W/L                      | 0-1    | 0-1                                      | End1         | +:14         | 9-4-1   | -:6       | 2-4-0         | E:10    | 4-5-1                                | Site H:11 6-3-2 A:11 5-6-0 N:0 0-0-0 |              |  |    |   |              |       |     |      |               |         |    |    |              |       |    |  |        |       |           |        |       |
| WT/LT                    | 0-1-0  | 0-1-0                                    | End2         | +:16         | 14-0-2  | -:11      | 0-11-0        | E:3     | 1-2-0                                | End1 +:9 5-3-1 -:5 2-3-0 E:8 4-3-1   |              |  |    |   |              |       |     |      |               |         |    |    |              |       |    |  |        |       |           |        |       |
| Last 5                   | 3-2-0  | 3-2-0                                    | Scoring      | lst:17       | 10-5-2  | Scored on | lst:13        | 5-8-0   | End2 +:12 10-0-2 -:8 0-8-0 E:2 1-1-0 |                                      |              |  |    |   |              |       |     |      |               |         |    |    |              |       |    |  |        |       |           |        |       |
| Last 10                  | 7-3-0  | 7-3-0                                    |              |              |         |           |               |         |                                      |                                      |              |  |    |   | Scoring      |       |     |      |               |         |    |    |              |       |    |  | lst:12 | 7-3-2 | Scored on | lst:10 | 4-6-0 |
| Last 15                  | 10-4-1 | 9-5-1                                    | Min. Leading |              |         |           | Min. Trailing |         |                                      |                                      | Minutes Even |  |    |   | Min. Leading |       |     |      | Min. Trailing |         |    |    | Minutes Even |       |    |  |        |       |           |        |       |
| Last 20                  | 13-6-1 | 11-8-1                                   | 738:46       | 40.4%        |         |           | 472:53        | 25.9%   |                                      |                                      | 615:50       | 33.7%  |    |   | 496:22       | 36.9% |     |      | 335:36        | 25.0%   |    |    | 512:18       | 38.1% |    |  |        |       |           |        |       |





# GOLDEN GOPHER HOCKEY

University of Minnesota  
Men's Media Relations

Phone: (612) 625-4090

Fax: (612) 625-0359

Website: www.gophersports.com

Contact: Brad Ruitter

Phone: (612) 625-4389

E-Mail: ruite001@gold.tc.umn.edu

**WEEKLY RELEASE**  
February 21, 2000

## LAST WEEKEND

### The Golden Gophers

swept a weekend series at Michigan Tech, scoring a season-high nine goals in the Friday night win (9-2) before a 4-1 victory on Saturday evening.

**The Badgers** swept a weekend series at Alaska Anchorage, posting a 5-0 shutout Saturday night with three second-period goals in a span of 1:04 after a dominating 8-2 win on Friday evening.

## MEDIA INFORMATION

**TV: Both games live** on Midwest Sports Channel/Frank Mazzocco-play-by-play; Tom Reid-color

**RADIO: Both games live** on KSTP-AM/Dan Terhaar-play-by-play; Glen Sonmor-color

**INTERVIEWS:** The coaching staff and players are available for interviews on

**WEDNESDAYS** by request through the media relations office. **During the second half of the season, the men's team will have ice time between 4:00 - 6:30 for practice. Interview times on Wednesdays are from 2:45 - 3:30 and after practice (6:30).** The Golden Gopher locker room is CLOSED to the media at all times. Postgame interviews should be done outside the locker room after a 10 minute cooling off period.

**Wisconsin (25-6-1, 20-4-0) @ Minnesota (17-13-2, 13-9-2)**  
**Mariucci Arena • Minneapolis, Minn.**  
**Friday, February 25 • 7:05 p.m. (CST)**  
**Saturday, February 26 • 7:05 p.m. (CST)**

**All-Time Series vs. Badgers:** Minnesota leads 127-68-14

**Last Time vs. Badgers:** (November 12-13, 1999) - Wisconsin won both contests in Madison, claiming victory both nights on the last shot of the game. The Badgers won 4-3 in game one on Dustin Kuk's goal with seven seconds remaining, then gained the sweep with Steve Reinprecht's goal in the final minute of overtime in game two. The Golden Gophers' junior F **Erik Westrum (Apple Valley, Minn.)** notched his first career hat trick in a losing effort in the Saturday contest.

**Last Time vs. Badgers At Mariucci:** (March 5-6, 1999) - The Badgers won for the first time on Minnesota home ice since Nov. 14, 1992 with their 6-4 win in game one. The two teams skated to a 2-2 tie in the series finale. Neither team could score in game two in the final 38:00 of action.

**Series Notes:** The Golden Gophers will need a sweep this weekend to keep a streak of over two decades alive - Minnesota has won or split the season series with the Badgers in each of the last 21 seasons. The last time Wisconsin won a season series from Minnesota was the 1977-78 campaign • Minnesota has scored on 8-of-27 (.296) power-play chances against the Badgers over the last six games (**more series notes on page two**)

## TEAM COMPARISONS

|                     | Wisconsin      | Minnesota      |
|---------------------|----------------|----------------|
| Power Play          | 29/133 (.218)  | 46/167 (.275)  |
| League Power Play   | 20/106 (.189)  | 34/117 (.291)  |
| Penalty Kill        | 134/161 (.832) | 140/165 (.848) |
| League Penalty Kill | 107/126 (.849) | 98/112 (.875)  |
| Last 10 Games       | 9-1-0          | 7-3-0          |
| Home                | 13-2-1         | 9-4-2          |
| Road                | 11-3-0         | 8-9-0          |
| Goals/Game          | 4.03           | 3.72           |
| Goals Allowed/Game  | 2.53           | 3.00           |
| Penalties/Game      | 8.41           | 8.09           |
| Shots On Goal/Game  | 32.28          | 30.31          |

## Career Scoring vs. Wisconsin

| Player (games)       | G-A--Pts          | Notes                                |
|----------------------|-------------------|--------------------------------------|
| Erik Westrum (10)    | 7-3--10           | 5g in last four games vs. UW         |
| Dave Spehar (14)     | 3-7--10           | Scored in both games @ WIS last yr.  |
| Nate Miller (14)     | 2-3--5            | Goal and assist on 11/12             |
| Aaron Miskovich (10) | 1-3--4            | Assist on Leopold goal last yr.      |
| John Pohl (6)        | 1-3--4            | 1st collegiate goal 10/31/98         |
| Dylan Mills (10)     | 1-2--3            | Assist on Meyer goal on 3/5/99       |
| Stuart Senden (9)    | 2-0--2            | 2g in 7-0 win on 2/7/98              |
| Jordan Leopold (6)   | 1-1--2            | Assisted on GWG on 10/30/98          |
| Doug Meyer (6)       | 1-1--2            | 1st career mult. pt. game 3/5/99     |
| Rico Pagel (14)      | 1-1--2            | Both pts. in Feb. 1998 series        |
| Ryan Trebil (7)      | 1-1--2            | 1st collegiate goal on 11/7/97       |
| Nick Angell (5)      | 0-2--2            | Assists in both games @ WIS last yr. |
| Matt Leimbek (8)     | 0-1--1            | Assist in 11/8/97 loss               |
| Mike Lyons (13)      | 0-1--1            | Assist in 2/7/98 win                 |
| Ben Tharp (2)        | 0-1--1            | First career road pt. on 11/13       |
| Adam Hauser (6)      | 2-3-1, 3.25, .894 | Two wins in first two starts         |

## SCHEDULE/RESULTS

|             |                                 |            |
|-------------|---------------------------------|------------|
| Oct. 16     | #@ Maine                        | L53        |
| Oct. 17     | #@ Maine                        | L54        |
| Oct. 22     | NORTH DAKOTA                    | T2-2 (off) |
| Oct. 23     | NORTH DAKOTA                    | L32        |
| Oct. 29     | #BOSTON COLL                    | W6-5 (off) |
| Oct. 30     | #BOSTON COLL                    | L4-1       |
| Nov. 5      | @ Colorado College              | L30        |
| Nov. 6      | @ Colorado College              | W2-1       |
| Nov. 12     | @ Wisconsin                     | L4-3       |
| Nov. 13     | @ Wisconsin                     | L5-4 (off) |
| Nov. 19     | MINN-DULUTH                     | W5-3       |
| Nov. 20     | MINN-DULUTH                     | W40        |
| Nov. 26     | #@ Michigan                     | W6-1       |
| Nov. 27     | #@ Michigan State               | L6-2       |
| Dec. 3      | @ Alaska-Anch.                  | L5-2       |
| Dec. 4      | @ Alaska-Anch.                  | W3-1       |
| Dec. 10     | @ St. Cloud State               | L4-3 (off) |
| Dec. 11     | ST. CLOUD STATE                 | T2-2 (off) |
| Dec. 15     | *VALERENGA                      | L7-5       |
| Dec. 29     | #HARVARD                        | W5-2       |
| Dec. 30     | #NORTHERN MICH.                 | W6-2       |
| Jan. 14     | DENVER                          | W7-6 (off) |
| Jan. 15     | DENVER                          | W7-3       |
| Jan. 21     | @ North Dakota                  | L1-0       |
| Jan. 22     | @ North Dakota                  | W5-2       |
| Jan. 28     | MSU/MANKATO                     | W3-2       |
| Jan. 29     | MSU/MANKATO                     | L6-5 (off) |
| Feb. 4      | @ Minn-Duluth                   | W3-2       |
| Feb. 5      | @ Minn-Duluth                   | W4-1       |
| Feb. 11     | COLORADO COLL                   | W6-2       |
| Feb. 12     | COLORADO COLL                   | L5-1       |
| Feb. 18     | @ Michigan Tech                 | W9-2       |
| Feb. 19     | @ Michigan Tech                 | W4-1       |
| Feb. 25     | WISCONSIN                       | 7:05 p.m.  |
| Feb. 26     | WISCONSIN                       | 7:05 p.m.  |
| March 3     | ST. CLOUD STATE                 | 7:05 p.m.  |
| March 4     | @ St. Cloud State               | 7:05 p.m.  |
| March 10-12 | WCHA FIRST ROUND                |            |
| March 16-18 | WCHA FINAL FIVE                 |            |
|             | (@ Target Center, Minneapolis)  |            |
| March 24-26 | NCAA REGIONALS                  |            |
|             | (@ Mariucci Arena, Minneapolis) |            |
|             | (@ Pepsi Arena, Albany, N.Y.)   |            |
| April 6     | NCAA SEMIFINALS                 |            |
|             | (@ Providence, R.I.)            |            |
| April 8     | NCAA CHAMPIONSHIP               |            |
|             | (@ Providence, R.I.)            |            |

\*- exhibition game

#- nonconference game

all game times are Central

game times are subject to change

## 1999-2000 RECORD WHEN

|                                      |         |
|--------------------------------------|---------|
| Overall Record                       | 17-13-2 |
| WCHA Record                          | 13-9-2  |
| Home Record                          | 9-4-2   |
| Road Record                          | 8-9-0   |
| Neutral Site Record                  | 0-0-0   |
| Last 20 Games                        | 13-6-1  |
| Last 10 Games                        | 7-3-0   |
| Last 5 Games                         | 4-1-0   |
| Scoring A Power-Play Goal            | 15-8-1  |
| Not Scoring A Power-Play Goal        | 2-5-1   |
| Allowing A Power-Play Goal           | 9-9-2   |
| Not Allowing A Power-Play Goal       | 8-4-0   |
| Scoring A Short-Handed Goal          | 6-2-0   |
| Allowing A Short-Handed Goal         | 1-3-0   |
| 10 Or More Penalties                 | 7-4-0   |
| Fewer Than 10 Penalties              | 10-9-2  |
| More Penalties Than Opponent         | 8-5-0   |
| Fewer Penalties Than Opponent        | 7-6-2   |
| Same Amount Of Penalties             | 2-2-0   |
| In One-Goal Games                    | 5-7-0   |
| In Two-Goal Games                    | 2-1-0   |
| In Three-Goal or More Games          | 10-5-0  |
| In Overtime Games                    | 2-3-2   |
| Scoring 4 or More Goals              | 13-3-0  |
| Scoring 3 or Fewer Goals             | 4-10-2  |
| Scoring 3 or More Goals              | 16-6-0  |
| Scoring 2 or Fewer Goals             | 1-7-2   |
| Allowing 4 or More Goals             | 2-10-0  |
| Allowing 3 or Fewer Goals            | 15-3-2  |
| Scoring First Goal Of Game           | 12-5-2  |
| Opponents Score First                | 5-8-0   |
| Leading After One Period             | 10-4-1  |
| Trailing After One Period            | 2-5-0   |
| Tied After One Period                | 5-4-1   |
| Scoring First Goal Of Second Period  | 15-4-1  |
| Leading After Two Periods            | 16-0-2  |
| Trailing After Two Periods           | 0-11-0  |
| Tied After Two Periods               | 1-2-0   |
| Scoring First Goal Of Third Period   | 11-7-0  |
| Having 10-19 Shots On Goal           | 1-1-0   |
| Having 20-29 Shots On Goal           | 7-7-0   |
| Having 30-39 Shots On Goal           | 8-5-2   |
| Having 40 or More Shots On Goal      | 1-0-0   |
| Allowing Fewer Than 10 Shots On Goal | 0-0-0   |
| Allowing 10-19 Shots On Goal         | 1-1-0   |
| Allowing 20-29 Shots On Goal         | 5-3-0   |
| Allowing 30-39 Shots On Goal         | 7-9-0   |
| Allowing 40 or More Shots On Goal    | 4-0-2   |
| Outshooting Opponent                 | 7-6-0   |
| Opponent Outshoots Minnesota         | 8-7-2   |
| Shots Are Even                       | 2-0-0   |
| October                              | 1-4-1   |
| November                             | 4-4-0   |
| December                             | 3-2-1   |
| January                              | 4-2-0   |
| February                             | 5-1-0   |
| March                                | 0-0-0   |
| Wednesdays                           | 1-0-0   |
| Thursdays                            | 1-0-0   |
| Fridays                              | 8-5-1   |
| Saturdays                            | 7-7-1   |
| Sundays                              | 0-1-0   |
| Series Record                        | 4-4-7   |
| Games Following A Win                | 9-7-0   |
| Games Following A Loss               | 7-4-2   |
| Games Following A Tie                | 1-1-0   |

## News & Notes

**The Coaches:** Minnesota Head Coach **Don Lucia** is in his first season with the Golden Gophers. Lucia, who has compiled a record of 296-168-30 (.630) in 13 seasons overall as a head coach, led Colorado College to the NCAA Tournament in each of the last four seasons. Lucia was 166-68-18 (.694) in six seasons with the Tigers, and is 132-58-18 (.678) in WCHA games. Lucia has a career record of 13-18-0 vs. the Badgers. Wisconsin Head Coach **Jeff Sauer** is in his 18th season at the helm of the Badgers' program, with a record of 445-269-38 (.617) at UW and a career record of 611-495-48 (.550) in 29 seasons as a head coach.

**Coach Lucia On The Air:** Coach Lucia's regular weekly media appearances are as follows: KSTP-AM (1500) - Thursday mornings (7:45) with Barbara Carlson, Saturday mornings (11:50) with Joe Southery, and the pre-game and post-game shows before and following games; WCCO-AM (830) - Friday mornings with Dave Lee, and Friday evenings (6:40) with Mike Max; MSC - The Don Lucia Show which airs one hour before each MSC telecast

**Pairwise Rankings:** Minnesota is ranked 14th in the latest NCAA Division I Pairwise Rankings (games through Sunday). The Pairwise Rankings is the ranking system used by the NCAA Selection committee to determine participants for the NCAA Division I men's ice hockey tournament. Other WCHA teams listed are Wisconsin (1st), North Dakota (2nd), St. Cloud State (13th), Minnesota State, Mankato (17th), and Colorado College (19th). A full listing of teams eligible to be rated can be found on U.S. College Hockey Online's website ([www.uscollegehockey.com](http://www.uscollegehockey.com)). The 12-team field for the championships will be announced on Sun., March 19.

**More Series Notes vs. Wisconsin:** Minnesota owns an edge in the all-time series in Madison (52-43-9) and in Minneapolis (72-19-5) • in postseason play, each team claims 12 wins • there have been 31 shutouts in the series, with Minnesota claiming 26 • Minnesota has won 18 of the last 27 meetings • the Badgers have scored first in five of the last six games, but the Golden Gophers have outshot UW in four of the last six games • the last Badger sweep in Minneapolis was Dec. 3-4, 1976 (4-3, ot; 7-2) • Minnesota has a 5-1-1 advantage at the new Mariucci Arena

**Blowouts:** Since early December, Minnesota has won nine games by two or more goals while suffering only one setback by two or more goals. Minnesota's 11-3-0 record in its 14 games since Christmas can only be rivaled in the past decade by the 1993-94 team's 11-2-1 mark in the first 14 games after the holiday. The 1995-96 team was also 11-3-0 in the first 14 games after Dec. 25.

**Power Play Numbers:** Minnesota is 12-for-35 (.343) on the power play in its last six home games - since the third period of the Nov. 6 game at Colorado College, the Golden Gopher power play has clicked on 39 of their last 121 (.322) chances • by scoring on four PPG in Friday's win and three PPG in Saturday's victory, Minnesota has scored three or more power-play goals in seven games this season • Minnesota has scored at least two power-play goals in six of its last seven home games • the Golden Gophers are 27-for-89 (.303) on the power play at home - they are 34-for-88 (.386) with the man advantage in wins and just 11-for-67 (.164) in losses • the Golden Gophers lead the WCHA in both league games and all games in power-play percentage

**Road Warriors:** Minnesota has a five-game road winning streak for the first time since the 1996-97 WCHA regular-season championship season (Dec. 14 at St. Cloud State; Jan. 3-4 at Alaska Anchorage) - the last time the Golden Gophers won four straight or more on the road was the 1991-92 season, when the team rattled off a school-record nine wins in a row on the road from Nov. 22 through Feb. 7

**Changing Times:** Hauser's very respectable goals-against average of 2.73 in conference games and 2.84 in all games place him only seventh among 12 regular conference netminders in both categories. Just five seasons ago (1994-95), Minnesota's Jeff Callinan **LED** the league with a goals-against average of 2.74 in WCHA games and 2.78 overall.

**Specialty Team Specialists:** The Golden Gophers have outnumbered their opponents 67-36 in all non-five-on-five situations this season, but have been outscored 60-52 in full strength occasions.

**Make Haste:** The freshman trio from Hastings, Minn., forwards **Jeff Taffe** and **Dan Welch** along with defenseman **Ben Tharp**, combined for three goals and eight assists in last weekend's sweep of Michigan Tech. The three had 2-7--9 in Friday's win alone, with Welch netting the goals and Taffe (4) and Tharp (3) splitting the assists.

## THE LAST TIME IT HAPPENED

### Minnesota Swept A Road Series:

February 18-19, 2000 @ Michigan Tech (9-2, 4-1)

### Minnesota Was Swept In A Road Series:

November 12-13, 1999 @ Wisconsin (4-3, 5-4 ot)

**Minnesota Swept A Home Series:** January 14-15, 2000 vs. Denver (7-6, ot; 7-3)

### Minnesota Was Swept In A Home Series:

November 6-7, 1998 vs. Colorado College (7-1, 6-1)

**Minnesota Shut Out An Opponent:** November 20, 1999 vs. Minnesota-Duluth (Adam Hauser, 4-0)

**An Opponent Shut Out Minnesota:** January 21, 2000 @ North Dakota (Karl Goehring, 1-0)

### Minnesota Player Scored A Hat Trick:

February 18, 2000 at Michigan Tech (Dave Spehar, 9-2 Minnesota win)

### Minnesota Player Scored A Pure Hat Trick:

February 26, 1999 @ Minnesota-Duluth (Wyatt Smith, 4-1 Minnesota win)

### An Opponent Scored A Hat Trick:

January 22, 1999 @ North Dakota (Jeff Panzer, four goals, 5-4, Minnesota loss)

### Minnesota Player Scored Four Goals In A Game:

February 27, 1999 @ Minnesota-Duluth (Reggie Berg, 10-7 Minnesota win)

### Minnesota Won When Trailing After Two Periods:

March 14, 1997 vs. St. Cloud State at WCHA Final Five (5-4 Minnesota overtime win/trailing 4-3 heading into third period)

### Minnesota Had 50 or More Shots On Goal In A Game:

February 27, 1999 @ Minnesota-Duluth (54 shots, 10-7 Minnesota win)

### Opponent Had 50 or More Shots On Goal In A Game:

January 31, 1997 @ North Dakota (51 shots, 6-4 Minnesota loss)

### Minnesota Player Scored A Shorthanded Goal:

February 17, 2000 vs. Colorado College (Aaron Miskovich, third period, 6-2 Minnesota win)

### Minnesota Won In Overtime:

January 14, 2000 vs. Denver (7-6)

### Minnesota Lost In Overtime:

January 29, 2000 vs. MSU, Mankato (6-5)

### Minnesota Tied In Overtime:

October 22, 1999 vs. North Dakota (2-2)

### Minnesota Scored 10 Goals Or More In A Game:

February 27, 1999 @ Minnesota-Duluth (10-7 Minnesota win)

### Opponent Scored 10 Goals Or More In A Game:

January 30, 1993 @ Michigan Tech (10-2 Minnesota loss)

## WCHA Teams Since Dec. 25 (all games)

| Team             | Before 12/25 | Since 12/25 |
|------------------|--------------|-------------|
| Wisconsin        | 14-4-0       | 11-2-1      |
| St. Cloud State  | 9-8-1        | 9-2-1       |
| MINNESOTA        | 6-10-2       | 11-3-0      |
| North Dakota     | 12-3-1       | 10-4-2      |
| MSU, Mankato     | 7-6-1        | 11-6-1      |
| Colorado College | 9-8-0        | 7-7-2       |
| Alaska Anchorage | 8-8-0        | 4-7-3       |
| Minnesota-Duluth | 6-8-0        | 6-10-0      |
| Denver           | 7-11-0       | 4-10-2      |
| Michigan Tech    | 2-16-0       | 2-14-0      |

## U of M Team Records

### Best Season Power Play Percentage

| Year      | Power Play % | Team Record |
|-----------|--------------|-------------|
| 1980-81   | .367         | 33-12-0     |
| 1979-80   | .330         | 26-15-0     |
| 1982-83   | .288         | 33-12-1     |
| 1983-84   | .284         | 27-11-2     |
| 1984-85   | .280         | 31-13-3     |
| 1999-2000 | .275         | 17-13-2     |

## Did You Know & Player Notes

**Did You Know:** The Golden Gophers own a 39-23 edge overall in the first period of games this season • Head Coach Don Lucia is only four wins shy of 300 in his coaching career • the Golden Gophers are 12-4-1 in their last 17 games after a 5-9-1 record through the first 15 games of the schedule • in the last 11 games, Minnesota has scored almost as many times on the penalty kill (4) as its opponents have on the power play (6)

**#1 Adam Hauser .....So., 6-3, 202 .....Bovey, Minn.**  
Has started 68 of the last 69 games in net for Minnesota • stopped 50 of 53 shots in last weekend's sweep of Michigan Tech • ranks fourth in the WCHA in save percentage (.913, all games; .915 league games) • posted a .940 saves percentage or better in 13 games this season • named WCHA Defensive Player of the Week on two occasions this season (Oct. 25 and Jan. 3) • is 9-4-2, 3.01, .910 in 15 home games and 8-8-0, 2.67, .916 in 16 road games • has 2.10 GAA and .936 saves percentage in his 17 wins

**#4 Dylan Mills.....Jr., 5-11, 202 .....Duluth, Minn.**  
Five of his seven multiple-point games this season have been on the road • second on the team with five power-play goals at home this season • first in the WCHA in defenseman scoring (both league games only and all games) • six of his eight goals have come in the first period • tied personal high with six shots on goal in Friday's win at MTU

**#7 Erik Westrum .....Jr., 6-0, 195 .....Apple Valley, Minn.**  
Has 25-36-61 in his last 50 games • leads the team with 20 goals - second on the team with 39 points (20 goals, 19 assists) • has scored 14 of his 20 goals on the road • has either scored or assisted on Minnesota's opening goal of the game in 12 of 30 contests the team has scored this season • tied for sixth in the WCHA in scoring (all games) • third in the league in goal scoring (all games, 20) • second in the WCHA in power play points (20) in all games • fourth in the league in shorthanded points (3) • has 21 career multiple-point games, including six since Christmas

**#9 John Pohl .....So., 6-1, 186 .....Red Wing, Minn.**  
Had 1-4-5 last weekend (0-3-3 Friday, 1-1-2 Saturday) for his 14th and 15th multiple-point games of the season • had only one game with more than one point as a freshman • leads the team in scoring (16-31-47) • has 14-26-40 in his last 25 games • third in the WCHA in scoring (all games) and second place in league games only (13-24-37) • third in the league in goal scoring (league games only, 13) • has scored a point in 22 of his last 24 games • first in the WCHA in power-play points in all games (9-14-23) • first in the league with nine power-play goals • his total of 20 power-play points in WCHA games equals or is greater than the total number power-play goals scored by six TEAMS in the league • has posted three or more points in a game on six occasions this season • has scored 11 of his 16 goals at home

**#13 Nate Miller .....Sr., 6-3, 200 .....Anoka, Minn.**  
Has played in 130 consecutive games (streak dates back to his freshman season)

**#22 Jeff Taffe.....Fr., 6-3, 176 .....Hastings, Minn.**  
Posted career-high four points (all assists) in Friday's win at MTU • has scored a goal in five straight weekends, and has 6-5-11 in his last nine games • had 2-4-6 in 18 games before his stint with the U.S. Junior National Team - has 6-6-12 in 12 games since

**#23 Dan Welch .....Fr., 5-11, 193 .....Hastings, Minn.**  
Posted first collegiate two-goal game in Friday's win at MTU

**#27 Aaron Miskovich .....Jr., 6-0, 190 .....Grand Rapids, Minn.**  
Assisted on two goals in Friday's win at MTU, then scored a goal and added a helper in Saturday's victory • has scored at least one goal in nine of his last 14 games - has 11-11-22 in 14 games since Christmas • team is unbeaten in his seven multiple-point games this season (7-0-0) • ranks 15th in the WCHA in scoring (league games only, 10-13-23) • leads the league in shorthanded points (4-1-5, all games)

**#33 Dave Spehar .....Sr., 5-8, 174 .....Duluth, Minn.**  
Scored his first career hat trick in Friday's 9-2 win at MTU • tied season high with five shots on goal in the Friday win • team is 6-0-0 in his career when he scores two or more goals in a game • leads active Golden Gophers with 28 career multiple-point games

# WCHA Standings/Schedule

## CAREER GOALS - CURRENT PLAYERS

|                 |    |
|-----------------|----|
| Dave Spehar     | 60 |
| Erik Westrum    | 35 |
| Nate Miller     | 29 |
| Aaron Miskovich | 29 |
| John Pohl       | 23 |
| Rico Pagel      | 17 |
| Stuart Senden   | 13 |
| Jordan Leopold  | 11 |
| Dylan Mills     | 11 |
| Erik Wendell    | 10 |
| Jeff Taffe      | 8  |
| Pat O'Leary     | 6  |
| Matt Leimbek    | 5  |
| Doug Meyer      | 5  |
| Dan Welch       | 5  |
| Nick Anthony    | 4  |
| Nick Angell     | 4  |
| Mike Lyons      | 3  |
| Ryan Trebil     | 3  |
| Mark Nenovich   | 1  |

## CAREER ASSISTS - CURRENT PLAYERS

|                 |    |
|-----------------|----|
| Dave Spehar     | 66 |
| Erik Westrum    | 58 |
| John Pohl       | 41 |
| Nate Miller     | 38 |
| Dylan Mills     | 37 |
| Aaron Miskovich | 35 |
| Jordan Leopold  | 29 |
| Rico Pagel      | 28 |
| Mike Lyons      | 23 |
| Matt Leimbek    | 17 |
| Nick Angell     | 14 |
| Stuart Senden   | 13 |
| Ben Tharp       | 11 |
| Jeff Taffe      | 10 |
| Erik Wendell    | 8  |
| Doug Meyer      | 7  |
| Ryan Trebil     | 6  |
| Dan Welch       | 4  |
| Nick Anthony    | 3  |
| Matt DeMarchi   | 3  |
| Mark Nenovich   | 2  |
| Pat O'Leary     | 2  |

## CAREER POINTS - CURRENT PLAYERS

|                 |     |
|-----------------|-----|
| Dave Spehar     | 126 |
| Erik Westrum    | 93  |
| Nate Miller     | 67  |
| Aaron Miskovich | 64  |
| John Pohl       | 64  |
| Dylan Mills     | 48  |
| Rico Pagel      | 45  |
| Jordan Leopold  | 40  |
| Mike Lyons      | 26  |
| Stuart Senden   | 26  |
| Matt Leimbek    | 22  |
| Erik Wendell    | 18  |
| Nick Angell     | 18  |
| Jeff Taffe      | 18  |
| Doug Meyer      | 12  |
| Ben Tharp       | 11  |
| Pat O'Leary     | 9   |
| Ryan Trebil     | 9   |
| Dan Welch       | 9   |
| Nick Anthony    | 7   |
| Mark Nenovich   | 3   |
| Matt DeMarchi   | 3   |

## CAREER GAMES - CURRENT PLAYERS

|                 |     |
|-----------------|-----|
| Nate Miller     | 154 |
| Dave Spehar     | 152 |
| Mike Lyons      | 136 |
| Rico Pagel      | 115 |
| Erik Westrum    | 111 |
| Dylan Mills     | 109 |
| Aaron Miskovich | 102 |
| Stuart Senden   | 97  |
| Matt Leimbek    | 87  |
| Ryan Trebil     | 76  |
| John Pohl       | 74  |
| Adam Hauser     | 71  |
| Jordan Leopold  | 69  |
| Nick Angell     | 67  |
| Erik Wendell    | 66  |
| Doug Meyer      | 58  |
| Pat O'Leary     | 35  |
| Mark Nenovich   | 34  |
| Matt DeMarchi   | 30  |
| Jeff Taffe      | 30  |
| Dan Welch       | 28  |
| Nick Anthony    | 25  |
| Ben Tharp       | 23  |
| Pete Samargia   | 3   |

| Team (Overall Record, win %)     | GP | W  | L  | T | Pts | GF  | GA  | GDif |
|----------------------------------|----|----|----|---|-----|-----|-----|------|
| Wisconsin (25-6-1, .797)         | 24 | 20 | 4  | 0 | 40  | 97  | 58  | +39  |
| North Dakota (22-7-3, .734)      | 26 | 17 | 6  | 3 | 37  | 109 | 57  | +52  |
| St. Cloud State (18-10-2, .633)  | 24 | 14 | 8  | 2 | 30  | 91  | 57  | +34  |
| MSU, Mankato (18-12-2, .594)     | 24 | 14 | 9  | 1 | 29  | 79  | 71  | +8   |
| Minnesota (17-13-2, .563)        | 24 | 13 | 9  | 2 | 28  | 86  | 66  | +20  |
| Colorado College (16-15-2, .515) | 24 | 12 | 10 | 2 | 26  | 76  | 58  | +18  |
| Alaska Anchorage (12-15-3, .450) | 26 | 10 | 13 | 3 | 23  | 58  | 83  | -25  |
| Minnesota-Duluth (12-18-0, .400) | 24 | 8  | 16 | 0 | 16  | 48  | 100 | -52  |
| Denver (11-21-2, .353)           | 26 | 7  | 16 | 1 | 15  | 82  | 95  | -13  |
| Michigan Tech (4-30-0, .118)     | 26 | 2  | 24 | 0 | 4   | 45  | 126 | -81  |

### This Weekend's Games (all Friday-Saturday series except where noted)

Alaska Anchorage @ Minnesota-Duluth

St. Cloud State @ Colorado College

Wisconsin @ Minnesota

North Dakota @ MSU, Mankato

Air Force @ Denver (Fri.)

Bemidji State @ Denver (Sun.)

## Season Highs/Lows

### Team

|   |   |
|---|---|
| <b>MOST GOALS/GAME</b>                    | (9) 2/18 @ Michigan Tech                                      |
| <b>LEAST GOALS/GAME</b>                   | (0) two times, last 1/21 @ North Dakota                       |
| <b>MOST ASSISTS/GAME</b>                  | (17) 2/18 @ Michigan Tech                                     |
| <b>LEAST ASSISTS/GAME</b>                 | (0) two times, last 1/21 @ North Dakota                       |
| <b>MOST GOALS AGAINST/GAME</b>            | (6) three times, last 1/29 vs. MSU, Mankato                   |
| <b>LEAST GOALS AGAINST/GAME</b>           | (0) 11/20 vs. Minnesota-Duluth                                |
| <b>MOST ASSISTS AGAINST/GAME</b>          | (10) two times, last 1/29 vs. MSU, Mankato                    |
| <b>LEAST ASSISTS AGAINST/GAME</b>         | (0) 11/20 vs. Minnesota-Duluth                                |
| <b>MOST GOALS/PERIOD</b>                  | (5) two times, last 2/18 @ Michigan Tech - second period      |
| <b>MOST GOALS AGAINST/PERIOD</b>          | (3) seven times, last 2/12 vs. CC - first period              |
| <b>MOST POWER PLAY GOALS/GAME</b>         | (4) 2/18 @ Michigan Tech                                      |
| <b>MOST POWER PLAY GOALS ALLOWED/GAME</b> | (3) 11/27 @ Michigan State                                    |
| <b>MOST SHOTS ON GOAL/GAME</b>            | (42) 11/19 vs. Minnesota-Duluth                               |
| <b>LEAST SHOTS ON GOAL/GAME</b>           | (17) 11/5 @ Colorado College                                  |
| <b>MOST SHOTS AGAINST/GAME</b>            | (47) 1/14 vs. Denver  |
| <b>LEAST SHOTS AGAINST/GAME</b>           | (18) 2/12 vs. Colorado College                                |
| <b>MOST SHOTS ON GOAL/PERIOD</b>          | (19) 12/10 @ St. Cloud State                                  |
| <b>MOST SHOTS AGAINST/PERIOD</b>          | (20) 10/22 vs. North Dakota                                   |
| <b>MOST PENALTIES/GAME</b>                | (14) two times, last 1/14 vs. Denver                          |
| <b>LEAST PENALTIES/GAME</b>               | (3) three times, last 1/21 @ North Dakota                     |
| <b>MOST PIM/GAME</b>                      | (39) 1/14 vs. Denver  |
| <b>LEAST PIM/GAME</b>                     | (6) three times, last 1/21 @ North Dakota                     |
| <b>MOST OPP. PENALTIES/GAME</b>           | (14) three times, last 2/18 @ Michigan Tech                   |
| <b>LEAST OPP. PENALTIES/GAME</b>          | (2) 11/12 @ Wisconsin   |
| <b>MOST OPP. PIM/GAME</b>                 | (36) two times, last 2/18 @ Michigan Tech                     |
| <b>LEAST OPP. PIM/GAME</b>                | (4) 11/12 @ Wisconsin   |
| <b>QUICKEST TWO GOALS</b>                 | (0:46) 10/29 vs. BC - first period (Taffe, Anthony)           |
| <b>QUICKEST THREE GOALS</b>               | (2:43) 11/26 @ Mich. - first period (Miller, Westrum, Senden) |

## Individual

|                           |  |
|---------------------------|--|
| <b>GOALS/GAME</b>         | (3) three times, last Dave Spehar, 2/18 @ Michigan Tech          |
| <b>GOALS/PERIOD</b>       | (2) four times, last Dave Spehar, 2/18 second period vs. MTU     |
| <b>ASSISTS/GAME</b>       | (4) three times, last Jeff Taffe, 2/18 @ Michigan Tech           |
| <b>ASSISTS/PERIOD</b>     | (2) 18 times, last Jeff Taffe, 2/18 third period @ Michigan Tech |
| <b>POINTS/GAME</b>        | (4) seven times, last Jeff Taffe, 2/18 @ Michigan Tech           |
| <b>POINTS/PERIOD</b>      | (3) two times, last Dylan Mills, 1/29 first period vs. MSU       |
| <b>PENALTIES/GAME</b>     | (4) Erik Westrum, 1/14 vs. Denver                                |
| <b>PIM/GAME</b>           | (19) Erik Westrum, 1/14 vs. Denver                               |
| <b>SHOTS ON GOAL/GAME</b> | (10) Jordan Leopold, 11/20 vs. Minnesota-Duluth                  |
| <b>SAVES/GAME</b>         | (44) Adam Hauser, 10/22 vs. North Dakota                         |

## Goals Breakdown

|                              | OPP | MN |
|------------------------------|-----|----|
| 5-on-5                       | 60  | 52 |
| 5-on-4                       | 21  | 39 |
| 6-on-5                       | 4   | 4  |
| 6-on-4                       | 1   | 1  |
| 4-on-5                       | 4   | 8  |
| 4-on-4                       | 3   | 8  |
| 5-on-3                       | 1   | 3  |
| 4-on-3                       | 2   | 4  |
| Power Play                   | 25  | 46 |
| Shorthanded                  | 4   | 8  |
| Empty Net                    | 2   | 4  |
| First Minute of Game         | 2   | 1  |
| First 2 Minutes of Game      | 3   | 1  |
| First 5 Minutes of Game      | 4   | 7  |
| First 10 Minutes of Game     | 9   | 20 |
| First Goal of Game           | 13  | 19 |
| First Minute of Period       | 3   | 3  |
| Last Minute of Period        | 10  | 9  |
| Last Minute of Game          | 10  | 6  |
| Last 5 Minutes of Game       | 14  | 10 |
| To Tie Game - Last 5 Minutes | 3   | 0  |
| To Win Game - Last 5 Minutes | 4   | 3  |
| October                      | 24  | 18 |
| November                     | 23  | 26 |
| December                     | 16  | 21 |
| January                      | 20  | 27 |
| February                     | 13  | 27 |
| March                        | 0   | 0  |
| Unassisted                   | 3   | 11 |
| One Assist                   | 35  | 35 |
| Two Assists                  | 58  | 73 |
| Home                         | 47  | 62 |
| Road                         | 49  | 57 |
| Neutral                      | 0   | 0  |
| Overtime                     | 2   | 2  |

### GOALS SCORED AFTER OPPONENTS' GOAL

|                       | OPP | MN |
|-----------------------|-----|----|
| Less Than One Minute  | 5   | 3  |
| One To Three Minutes  | 6   | 10 |
| Three To Five Minutes | 8   | 5  |

## Goals By Period

**First (39)** - Westrum (7), Mills (6), Pohl (5), Taffe (4), Miller (3), Miskovich (3), Leopold (2), O'Leary (2), Wendell (2), Welch, Anthony, Senden, Spehar, Leimbek

**Second (41)** - Pohl (7), Westrum (7), Miskovich (6), Spehar (6), Angell (3), Welch (3), Roed (2), Meyer, Miller, Anthony, Senden, O'Leary, Mills, Taffe

**Third (37)** - Westrum (6), Miller (5), Miskovich (5), Pohl (4), O'Leary (3), Taffe (3), Anthony (2), Senden (2), Mills, Roed, Leopold, Nenovich, Spehar, Wendell, Welch

**Overtime (2)** - Miller, Leopold

## Stats By Class

| Season        | G-A-Pts   | P/M    | Shots | PP | GW |
|---------------|-----------|--------|-------|----|----|
| Senior (5)    | 19-28-47  | 48/104 | 161   | 8  | 3  |
| Junior (5)    | 46-58-104 | 69/157 | 299   | 17 | 6  |
| Sophomore (7) | 34-56-90  | 68/136 | 266   | 15 | 5  |
| Freshman (6)  | 20-37-57  | 69/149 | 211   | 6  | 3  |

| Last Weekend  | G-A-Pts | P/M  | Shots | PP | GW |
|---------------|---------|------|-------|----|----|
| Senior (3)    | 3-1-4   | 1/2  | 13    | 1  | 0  |
| Junior (4)    | 4-9-13  | 4/16 | 23    | 3  | 0  |
| Sophomore (6) | 3-5-8   | 8/16 | 18    | 2  | 1  |
| Freshman (5)  | 3-8-11  | 7/14 | 13    | 1  | 1  |

## In The News

**Tickets On Sale For 2000 NCAA West Regional At Mariucci:** Ticket packages are now available for the 2000 NCAA West Hockey Regional games at Mariucci Arena from March 24-25. Tickets currently being sold include entry to all four games of the event, and are priced at \$50 for the contests which will decide half of the field for the 2000 NCAA Frozen Four in Providence, R.I. As of Feb. 17, about 2,000 seats remained for the event. Game times are 5 p.m. and 8:30 p.m. each evening. The 2000 NCAA East Hockey Regional is being held from March 25-26 at Albany, N.Y.

**Tickets On Sale For 2000 WCHA Final Five At Target Center:** One of college hockey's premier postseason tournaments - the annual NSP WCHA Final Five - returns to Target Center in Minneapolis from March 16-18, 2000. Five-game championship ticket packages are priced at \$76.25 per person. For more information on tickets, please call the Target Center at (612) 673-0900.

**Conference Stats Online:** The WCHA is part of a new college hockey statistical service available through the internet at [www.collegehockeystats.com](http://www.collegehockeystats.com). Information available includes complete team and individual statistics updated after each game, conference standings, team rosters, results and game summaries, and team schedules

## multiple-point games (season/career)

| Player (Games)         | Last Time                     | Record        |
|------------------------|-------------------------------|---------------|
| John Pohl (15/16)      | 2/19/00 @ MTU (1g, 1a)        | 11-4-0/12-4-0 |
| Erik Westrum (11/21)   | 2/19/00 @ MTU (1g, 1a)        | 7-4-0/9-10-2  |
| Nate Miller (8/12)     | 2/5/00 @ UMD (2g)             | 5-3-0/8-4-0   |
| Dylan Mills (7/12)     | 2/19/00 @ MTU (2a)            | 4-3-0/9-3-0   |
| Aaron Miskovich (7/13) | 2/19/00 @ MTU (1g, 1a)        | 7-0-0/9-3-1   |
| Dave Spehar (4/28)     | 2/18/00 @ MTU (3g)            | 4-0-0/18-7-3  |
| Jeff Taffe (4/4)       | 2/18/00 @ MTU (4a)            | 3-1-0/3-1-0   |
| Jordan Leopold (3/7)   | 1/14/00 vs. DU (2g, 1a)       | 3-0-0/3-3-1   |
| Nick Angell (2/2)      | 2/18/00 @ MTU (1g, 1a)        | 1-1-0/1-1-0   |
| Shawn Roed (2/2)       | 11/20/99 vs. UMD (1g, 2a)     | 1-1-0/1-1-0   |
| Ben Tharp (2/2)        | 2/18/00 @ MTU (3a)            | 2-0-0/2-0-0   |
| Nick Anthony (1/1)     | 10/29/99 vs. BC (1g, 1a)      | 1-0-0/1-0-0   |
| Mark Nenovich (1/1)    | 12/29/99 vs. Harvard (1g, 1a) | 1-0-0/1-0-0   |
| Pat O'Leary (1/1)      | 1/15/00 vs. DU (2g)           | 1-0-0/1-0-0   |
| Stuart Senden (1/3)    | 10/29/99 vs. BC (1g, 1a)      | 1-0-0/2-1-0   |
| Dan Welch (1/1)        | 2/18/00 @ MTU (2g)            | 1-0-0/1-0-0   |
| Rico Pagel (0/9)       | 2/27/99 @ UMD (1g, 1a)        | 0-0-0/6-3-0   |
| Matt Leimbek (0/3)     | 1/30/99 vs. MTU (1g, 1a)      | 0-0-0/2-1-0   |
| Erik Wendell (0/2)     | 3/5/99 vs. UAA (1g, 1a)       | 0-0-0/2-0-0   |
| Doug Meyer (0/2)       | 3/5/99 vs. WIS (1g, 1a)       | 0-0-0/0-1-1   |
| Mike Lyons (0/1)       | 11/9/96 vs. UND (1g, 1a)      | 0-0-0/1-0-0   |
| Ryan Trebil (0/1)      | 1/17/98 vs. DU (2a)           | 0-0-0/1-0-0   |

## multiple-goal games (season/career)

| Player (Games)        | Last Time                | Record      |
|-----------------------|--------------------------|-------------|
| Erik Westrum (4/7)    | 11/26/99 @ Michigan (2g) | 1-3-0/2-4-1 |
| John Pohl (3/3)       | 1/28/00 vs. MSU (2g)     | 3-0-0/3-0-0 |
| Nate Miller (2/3)     | 2/5/00 @ UMD (2g)        | 2-0-0/2-1-0 |
| Aaron Miskovich (2/4) | 2/13/00 vs. CC (2g)      | 2-0-0/4-0-0 |
| Dave Spehar (1/6)     | 2/18/00 @ MTU (3g)       | 1-0-0/6-0-0 |
| Jordan Leopold (1/2)  | 1/14/00 vs. DU (2g)      | 1-0-0/1-1-0 |
| Dylan Mills (1/1)     | 1/29/00 vs. MSU (2g)     | 0-1-0/0-1-0 |
| Pat O'Leary (1/1)     | 1/15/00 vs. DU (2g)      | 1-0-0/1-0-0 |
| Jeff Taffe (1/1)      | 1/29/00 vs. MSU (2g)     | 0-1-0/0-1-0 |
| Dan Welch (1/1)       | 2/13/00 vs. MTU (2g)     | 1-0-0/1-0-0 |
| Rico Pagel (0/1)      | 12/15/97 vs. SCSU (2g)   | 0-0-0/0-1-0 |
| Stuart Senden (0/1)   | 2/7/98 vs. WIS (2g)      | 0-0-0/1-0-0 |

Minnesota Men - 1999-2000 Schedule & Results

| Date         | Opponent           |    | Result      | Overall Record | Conf Record |
|--------------|--------------------|----|-------------|----------------|-------------|
| Sat Oct 16   | at Maine           | NC | 3- 5 L      | 0- 1- 0        | 0- 0- 0     |
| Sun Oct 17   | at Maine           | NC | 4- 5 L      | 0- 2- 0        | 0- 0- 0     |
| Fri Oct 22   | NORTH DAKOTA       |    | T 2- 2 T OT | 0- 2- 1        | 0- 0- 1     |
| Sat Oct 23   | NORTH DAKOTA       |    | 2- 3 L      | 0- 3- 1        | 0- 1- 1     |
| Fri Oct 29   | BOSTON COLLEGE     | NC | W 6- 5 OT   | 1- 3- 1        | 0- 1- 1     |
| Sat Oct 30   | BOSTON COLLEGE     | NC | 1- 4 L      | 1- 4- 1        | 0- 1- 1     |
| Fri Nov 5    | at Colorado Coll.  |    | 0- 3 L      | 1- 5- 1        | 0- 2- 1     |
| Sat Nov 6    | at Colorado Coll.  |    | W 2- 1      | 2- 5- 1        | 1- 2- 1     |
| Fri Nov 12   | at Wisconsin       |    | 3- 4 L      | 2- 6- 1        | 1- 3- 1     |
| Sat Nov 13   | at Wisconsin       |    | 4- 5 L OT   | 2- 7- 1        | 1- 4- 1     |
| Fri Nov 19   | MINN-DULUTH        |    | W 5- 3      | 3- 7- 1        | 2- 4- 1     |
| Sat Nov 20   | MINN-DULUTH        |    | W 4- 0      | 4- 7- 1        | 3- 4- 1     |
| * Fri Nov 26 | at Michigan        | NC | W 6- 1      | 5- 7- 1        | 3- 4- 1     |
| # Sat Nov 27 | at Michigan State  | NC | 2- 6 L      | 5- 8- 1        | 3- 4- 1     |
| Fri Dec 3    | at Alask-Anchorage |    | 2- 5 L      | 5- 9- 1        | 3- 5- 1     |
| Sat Dec 4    | at Alask-Anchorage |    | W 3- 1      | 6- 9- 1        | 4- 5- 1     |
| Fri Dec 10   | at St. Cloud       |    | 3- 4 L OT   | 6-10- 1        | 4- 6- 1     |
| Sat Dec 11   | ST. CLOUD          |    | T 2- 2 T OT | 6-10- 2        | 4- 6- 2     |
| Wed Dec 15   | VALERENGA          | EX | 5- 7 L      | 6-10- 2        | 4- 6- 2     |
| & Wed Dec 29 | HARVARD            | NC | W 5- 2      | 7-10- 2        | 4- 6- 2     |
| % Thu Dec 30 | NORTHERN MICH.     | NC | W 6- 2      | 8-10- 2        | 4- 6- 2     |
| Fri Jan 14   | DENVER             |    | W 7- 6 OT   | 9-10- 2        | 5- 6- 2     |
| Sat Jan 15   | DENVER             |    | W 7- 3      | 10-10- 2       | 6- 6- 2     |
| Fri Jan 21   | at North Dakota    |    | 0- 1 L      | 10-11- 2       | 6- 7- 2     |
| Sat Jan 22   | at North Dakota    |    | W 5- 2      | 11-11- 2       | 7- 7- 2     |
| Fri Jan 28   | MSU-MANKATO        |    | W 3- 2      | 12-11- 2       | 8- 7- 2     |
| Sat Jan 29   | MSU-MANKATO        |    | 5- 6 L OT   | 12-12- 2       | 8- 8- 2     |
| Fri Feb 4    | at Minn-Duluth     |    | W 3- 2      | 13-12- 2       | 9- 8- 2     |
| Sat Feb 5    | at Minn-Duluth     |    | W 4- 1      | 14-12- 2       | 10- 8- 2    |
| Fri Feb 11   | COLORADO COLL.     |    | W 6- 2      | 15-12- 2       | 11- 8- 2    |
| Sat Feb 12   | COLORADO COLL.     |    | 1- 5 L      | 15-13- 2       | 11- 9- 2    |
| Fri Feb 18   | at Michigan Tech.  |    | W 9- 2      | 16-13- 2       | 12- 9- 2    |
| Sat Feb 19   | at Michigan Tech.  |    | W 4- 1      | 17-13- 2       | 13- 9- 2    |
| Fri Feb 25   | WISCONSIN          |    |             | 7:05 pm        |             |
| Sat Feb 26   | WISCONSIN          |    |             | 7:05 pm        |             |
| Fri Mar 3    | ST. CLOUD          |    |             | 7:05 pm        |             |
| Sat Mar 4    | at St. Cloud       |    |             | 7:05 pm        |             |

- \* - College Hockey Showcase
- # - College Hockey Showcase
- & - Mariucci Classic
- % - Mariucci Classic Championship

| Records | Conf     | Non-Conf | Overall  | GF-GA   | Conf   | Non-Conf | Overall |
|---------|----------|----------|----------|---------|--------|----------|---------|
| Overall | 13- 9- 2 | 4- 4- 0  | 17-13- 2 | Overall | 86- 66 | 33- 30   | 119- 96 |
| Home    | 6- 3- 2  | 3- 1- 0  | 9- 4- 2  | Home    | 44- 34 | 18- 13   | 62- 47  |
| Away    | 7- 6- 0  | 1- 3- 0  | 8- 9- 0  | Away    | 42- 32 | 15- 17   | 57- 49  |
| Neutral | 0- 0- 0  | 0- 0- 0  | 0- 0- 0  | Neutral | 0- 0   | 0- 0     | 0- 0    |

Minnesota Men - 1999-2000 Team Statistics

| Minnesota                | Overall - 32 Games Played (17-13- 2 .562) |              |         |               |           |              |         |              |        |               |           |              |         | Conf Only - 24 Games Played (13- 9- 2 .583) |         |               |           |              |          |              |         |               |           |              |          |              |         |               |           |              |         |
|--------------------------|---|--------------|---------|---------------|-----------|--------------|---------|--------------|--------|---------------|-----------|--------------|---------|---|---------|---------------|-----------|--------------|----------|--------------|---------|---------------|-----------|--------------|----------|--------------|---------|---------------|-----------|--------------|---------|
| Player                   | YR/POS                                    | GP           | G       | A             | PTS       | P/GM         | G/GM    | PEN/MIN      |        | PP            | SH        | GW           | GT      | EN  | GP      | G             | A         | PTS          | P/GM     | G/GM         | PEN/MIN |               | PP        | SH           | GW       | GT           | EN      |               |           |              |         |
| John Pohl                | SO F                                      | 32           | 16      | 31            | 47        | 1.47         | 0.50    | 9/           | 18     | 9             | 1         | 1            | 0       | 1   | 24      | 13            | 24        | 37           | 1.54     | 0.54         | 7/      | 14            | 8         | 1            | 1        | 0            | 1       |               |           |              |         |
| Erik Westrum             | JR F                                      | 30           | 20      | 19            | 39        | 1.30         | 0.67    | 25/          | 69     | 8             | 3         | 2            | 0       | 0   | 22      | 13            | 13        | 26           | 1.18     | 0.59         | 19/     | 57            | 5         | 1            | 1        | 0            | 0       |               |           |              |         |
| Aaron Miskovich          | JR F                                      | 32           | 14      | 16            | 30        | 0.94         | 0.44    | 11/          | 22     | 2             | 4         | 2            | 0       | 2   | 24      | 10            | 13        | 23           | 0.96     | 0.42         | 7/      | 14            | 1         | 3            | 2        | 0            | 2       |               |           |              |         |
| Nate Miller              | SR F                                      | 32           | 10      | 15            | 25        | 0.78         | 0.31    | 14/          | 28     | 5             | 0         | 2            | 0       | 0   | 24      | 6             | 13        | 19           | 0.79     | 0.25         | 10/     | 20            | 3         | 0            | 1        | 0            | 0       |               |           |              |         |
| Dylan Mills              | JR D                                      | 31           | 8       | 15            | 23        | 0.74         | 0.26    | 20/          | 48     | 7             | 0         | 1            | 0       | 0   | 23      | 5             | 14        | 19           | 0.83     | 0.22         | 14/     | 36            | 5         | 0            | 0        | 0            | 0       |               |           |              |         |
| Jeff Taffe               | FR F                                      | 30           | 8       | 10            | 18        | 0.60         | 0.27    | 8/           | 16     | 3             | 0         | 1            | 0       | 1   | 24      | 7             | 8         | 15           | 0.62     | 0.29         | 6/      | 12            | 2         | 0            | 1        | 0            | 1       |               |           |              |         |
| Jordan Leopold           | SO D                                      | 30           | 4       | 13            | 17        | 0.57         | 0.13    | 8/           | 16     | 2             | 0         | 2            | 0       | 0   | 24      | 4             | 9         | 13           | 0.54     | 0.17         | 5/      | 10            | 2         | 0            | 2        | 0            | 0       |               |           |              |         |
| Dave Spehar              | SR F                                      | 31           | 8       | 8             | 16        | 0.52         | 0.26    | 11/          | 22     | 3             | 0         | 1            | 0       | 0   | 23      | 5             | 4         | 9            | 0.39     | 0.22         | 8/      | 16            | 1         | 0            | 1        | 0            | 0       |               |           |              |         |
| Ben Tharp                | FR D                                      | 23           | 0       | 11            | 11        | 0.48         | 0.00    | 6/           | 12     | 0             | 0         | 0            | 0       | 0   | 17      | 0             | 9         | 9            | 0.53     | 0.00         | 6/      | 12            | 0         | 0            | 0        | 0            | 0       |               |           |              |         |
| Dan Welch                | FR F                                      | 28           | 5       | 4             | 9         | 0.32         | 0.18    | 9/           | 29     | 0             | 0         | 2            | 0       | 0   | 20      | 4             | 2         | 6            | 0.30     | 0.20         | 8/      | 27            | 0         | 0            | 1        | 0            | 0       |               |           |              |         |
| Stuart Senden            | JR F                                      | 31           | 4       | 5             | 9         | 0.29         | 0.13    | 11/          | 22     | 0             | 0         | 1            | 0       | 0   | 23      | 2             | 3         | 5            | 0.22     | 0.09         | 7/      | 14            | 0         | 0            | 1        | 0            | 0       |               |           |              |         |
| Shawn Roed               | FR F                                      | 12           | 3       | 6             | 9         | 0.75         | 0.25    | 5/           | 10     | 3             | 0         | 0            | 0       | 0   | 8       | 3             | 5         | 8            | 1.00     | 0.38         | 3/      | 6             | 3         | 0            | 0        | 0            | 0       |               |           |              |         |
| Nick Angell              | SO D                                      | 29           | 3       | 6             | 9         | 0.31         | 0.10    | 18/          | 36     | 1             | 0         | 1            | 0       | 0   | 22      | 3             | 3         | 6            | 0.27     | 0.14         | 13/     | 26            | 1         | 0            | 1        | 0            | 0       |               |           |              |         |
| Nick Anthony             | FR F                                      | 25           | 4       | 3             | 7         | 0.28         | 0.16    | 7/           | 14     | 0             | 0         | 0            | 0       | 0   | 19      | 2             | 2         | 4            | 0.21     | 0.11         | 5/      | 10            | 0         | 0            | 0        | 0            | 0       |               |           |              |         |
| Pat O'Leary              | SO F                                      | 18           | 6       | 0             | 6         | 0.33         | 0.33    | 4/           | 8      | 3             | 0         | 1            | 0       | 0   | 13      | 4             | 0         | 4            | 0.31     | 0.31         | 3/      | 6             | 3         | 0            | 1        | 0            | 0       |               |           |              |         |
| Matt Leimbek             | JR F                                      | 18           | 1       | 4             | 5         | 0.28         | 0.06    | 1/           | 2      | 0             | 0         | 0            | 0       | 0   | 14      | 1             | 2         | 3            | 0.21     | 0.07         |         |               | 0         | 0            | 0        | 0            | 0       |               |           |              |         |
| Erik Wendell             | SO F                                      | 24           | 3       | 1             | 4         | 0.17         | 0.12    | 12/          | 24     | 0             | 0         | 0            | 0       | 0   | 19      | 3             | 1         | 4            | 0.21     | 0.16         | 7/      | 14            | 0         | 0            | 0        | 0            | 0       |               |           |              |         |
| Doug Meyer               | SO F                                      | 21           | 1       | 3             | 4         | 0.19         | 0.05    | 7/           | 14     | 0             | 0         | 0            | 0       | 0   | 14      | 1             | 1         | 2            | 0.14     | 0.07         | 5/      | 10            | 0         | 0            | 0        | 0            | 0       |               |           |              |         |
| Mark Nenovich            | SO D                                      | 21           | 1       | 2             | 3         | 0.14         | 0.05    | 9/           | 18     | 0             | 0         | 0            | 0       | 0   | 17      | 0             | 1         | 1            | 0.06     | 0.00         | 7/      | 14            | 0         | 0            | 0        | 0            | 0       |               |           |              |         |
| Matt DeMarchi            | FR D                                      | 30           | 0       | 3             | 3         | 0.10         | 0.00    | 34/          | 68     | 0             | 0         | 0            | 0       | 0   | 23      | 0             | 2         | 2            | 0.09     | 0.00         | 23/     | 46            | 0         | 0            | 0        | 0            | 0       |               |           |              |         |
| Mike Lyons               | SR D                                      | 24           | 0       | 2             | 2         | 0.08         | 0.00    | 14/          | 28     | 0             | 0         | 0            | 0       | 0   | 17      | 0             | 2         | 2            | 0.12     | 0.00         | 11/     | 22            | 0         | 0            | 0        | 0            | 0       |               |           |              |         |
| Ryan Trebil              | SR D                                      | 8            | 0       | 1             | 1         | 0.12         | 0.00    | 7/           | 22     | 0             | 0         | 0            | 0       | 0   | 5       | 0             | 0         | 0            | 0.00     | 0.00         | 6/      | 20            | 0         | 0            | 0        | 0            | 0       |               |           |              |         |
| Rico Pagel               | SR F                                      | 15           | 0       | 1             | 1         | 0.07         | 0.00    | 3/           | 6      | 0             | 0         | 0            | 0       | 0   | 12      | 0             | 0         | 0            | 0.00     | 0.00         | 1/      | 2             | 0         | 0            | 0        | 0            | 0       |               |           |              |         |
| Pete Samargia            | FR G                                      | 3            | 0       | 0             | 0         | 0.00         | 0.00    |              |        | 0             | 0         | 0            | 0       | 0   | 1       | 0             | 0         | 0            | 0.00     | 0.00         |         |               | 0         | 0            | 0        | 0            | 0       |               |           |              |         |
| Adam Hauser              | SO G                                      | 31           | 0       | 0             | 0         | 0.00         | 0.00    | 1/           | 2      | 0             | 0         | 0            | 0       | 0   | 24      | 0             | 0         | 0            | 0.00     | 0.00         | 1/      | 2             | 0         | 0            | 0        | 0            | 0       |               |           |              |         |
| Bench                    |   |              |         |               |           |              |         | 5/           | 10     |               |           |              |         |   |         |               |           |              |          |              | 2/      | 4             |           |              |          |              |         |               |           |              |         |
| Minnesota                |   | 32           | 119     | 179           | 298       | 9.31         | 3.72    | 259/564      |        | 46            | 8         | 17           | 0       | 4   | 24      | 86            | 131       | 217          | 9.04     | 3.58         | 184/414 |               | 34        | 5            | 13       | 0            | 4       |               |           |              |         |
| Opponents                |   | 32           | 96      | 151           | 247       | 7.72         | 3.00    | 263/602      |        | 25            | 4         | 13           | 2       | 2   | 24      | 66            | 107       | 173          | 7.21     | 2.75         | 190/448 |               | 14        | 2            | 9        | 2            | 0       |               |           |              |         |
| Goaltending              |   | GP           | Minutes | GA            | Savs      | Sav%         | GAA     | Record       | Win%   | ST            | SO        |              | GP      | Minutes                                     | GA      | Savs          | Sav%      | GAA          | Record   | Win%         | ST      | SO            |           |              |          |              |         |               |           |              |         |
| Adam Hauser              | SO  | 31           | 1839:09 | 87            | 912       | .913         | 2.84    | 17-12- 2     | .581   | 31            | 1         |              | 24      | 1451:47                                     | 66      | 706           | .915      | 2.73         | 13- 9- 2 | .583         | 24      | 1             |           |              |          |              |         |               |           |              |         |
| Pete Samargia            | FR  | 3            | 104:17  | 7             | 30        | .811         | 4.03    | 0- 1- 0      | .000   | 1             | 0         |              | 1       | 10:28                                       | 0       | 5             | 1.00      | 0.00         | 0- 0- 0  | ---          | 0       | 0             |           |              |          |              |         |               |           |              |         |
| Open Net                 |   | 6            | 4:03    | 2             |           |              |         |              |        |               |           |              | 3       | 2:01  | 0       |               |           |              |          |              |         |               |           |              |          |              |         |               |           |              |         |
| Minnesota                |   | 32           | 1947:29 | 96            | 942       | .908         | 2.96    | 17-13- 2     | .562   | 32            | 1         |              | 24      | 1464:16                                     | 66      | 711           | .915      | 2.70         | 13- 9- 2 | .583         | 24      | 1             |           |              |          |              |         |               |           |              |         |
| Opponents                |   | 32           | 1947:29 | 119           | 851       | .877         | 3.67    | 13-17- 2     | .438   | 32            | 2         |              | 24      | 1464:16                                     | 86      | 642           | .882      | 3.52         | 9-13- 2  | .417         | 24      | 2             |           |              |          |              |         |               |           |              |         |
| Special Teams            |   | Power Play   | SHA     | Penalty       | Kill      | SHF          |         | Combined     |        | Power Play    | SHA       | Penalty      | Kill    | SHF   |         | Combined      |           |              |          |              |         |               |           |              |          |              |         |               |           |              |         |
| Minnesota                |   | 46/167       | .275    | 4             | 140/165   | .848         | 8       | 186/332      | .560   | 34/117        | .291      | 2            | 98/112  | .875  | 5       | 132/229       | .576      |              |          |              |         |               |           |              |          |              |         |               |           |              |         |
| Opponents                |   | 25/165       | .152    | 8             | 121/167   | .725         | 4       | 146/332      | .440   | 14/112        | .125      | 5            | 83/117  | .709  | 2       | 97/229        | .424      |              |          |              |         |               |           |              |          |              |         |               |           |              |         |
| Scoring/Shots On Goal    |   | 1st          | 2nd     | 3rd           | OT        | TOT          |         | 1st          | 2nd    | 3rd           | OT        | SOG          | 1st     | 2nd   | 3rd     | OT            | TOT       |              | 1st      | 2nd          | 3rd     | OT            | SOG       |              |          |              |         |               |           |              |         |
| Minnesota                |   | 39           | 41      | 37            | 2         | 119          |         | 329          | 334    | 291           | 16        | 970          | 26      | 31  | 28      | 1             | 86        |              | 252      | 254          | 208     | 14            | 728       |              |          |              |         |               |           |              |         |
| Opponents                |   | 23           | 39      | 31            | 3         | 96           |         | 339          | 370    | 312           | 17        | 1038         | 18      | 26  | 19      | 3             | 66        |              | 245      | 279          | 237     | 16            | 777       |              |          |              |         |               |           |              |         |
| Difference               |   | +16          | +2      | +6            | -1        | +23          |         | -10          | -36    | -21           | -1        | -68          | +8      | +5  | +9      | -2            | +20       |              | +7       | -25          | -29     | -2            | -49       |              |          |              |         |               |           |              |         |
| Streaks   Overall   Conf |   | Site         | H:15    | 9- 4- 2       | A:17      | 8- 9- 0      | N: 0    | 0- 0- 0      | Site   | H:11          | 6- 3- 2   | A:13         | 7- 6- 0 | N: 0  | 0- 0- 0 | Site          | H:11      | 6- 3- 2      | A:13     | 7- 6- 0      | N: 0    | 0- 0- 0       | Site      | H:11         | 6- 3- 2  | A:13         | 7- 6- 0 | N: 0          | 0- 0- 0   |              |         |
| W/L                      |   | End1         | +:15    | 10- 4- 1      | -: 6      | 2- 4- 0      | E:11    | 5- 5- 1      | End1   | +:10          | 6- 3- 1   | -: 5         | 2- 3- 0 | E: 9  | 5- 3- 1 | End1          | +:10      | 6- 3- 1      | -: 5     | 2- 3- 0      | E: 9    | 5- 3- 1       | End1      | +:10         | 6- 3- 1  | -: 5         | 2- 3- 0 | E: 9          | 5- 3- 1   |              |         |
| WT/LT                    |   | End2         | +:18    | 16- 0- 2      | -:11      | 0-11- 0      | E: 3    | 1- 2- 0      | End2   | +:14          | 12- 0- 2  | -: 8         | 0- 8- 0 | E: 2  | 1- 1- 0 | End2          | +:14      | 12- 0- 2     | -: 8     | 0- 8- 0      | E: 2    | 1- 1- 0       | End2      | +:14         | 12- 0- 2 | -: 8         | 0- 8- 0 | E: 2          | 1- 1- 0   |              |         |
| Last 5                   |   | Scoring      | 1st:19  | 12- 5- 2      | Scored on | 1st:13       | 5- 8- 0 | Scoring      | 1st:14 | 9- 3- 2       | Scored on | 1st:10       | 4- 6- 0 | Scoring                                     | 1st:14  | 9- 3- 2       | Scored on | 1st:10       | 4- 6- 0  | Scoring      | 1st:14  | 9- 3- 2       | Scored on | 1st:10       | 4- 6- 0  | Scoring      | 1st:14  | 9- 3- 2       | Scored on | 1st:10       | 4- 6- 0 |
| Last 10                  |   | Min. Leading |         | Min. Trailing |           | Minutes Even |         | Min. Leading |        | Min. Trailing |           | Minutes Even |         | Min. Leading                                |         | Min. Trailing |           | Minutes Even |          | Min. Leading |         | Min. Trailing |           | Minutes Even |          | Min. Leading |         | Min. Trailing |           | Minutes Even |         |
| Last 15                  |   | 825:18       | 42.4%   | 472:53        | 24.3%     | 649:18       | 33.3%   | 582:54       | 39.8%  | 335:36        | 22.9%     | 545:46       | 37.3%   | 825:18                                      | 42.4%   | 472:53        | 24.3%     | 649:18       | 33.3%    | 582:54       | 39.8%   | 335:36        | 22.9%     | 545:46       | 37.3%    | 825:18       | 42.4%   | 472:53        | 24.3%     | 649:18       | 33.3%   |



# GOLDEN GOPHER HOCKEY

University of Minnesota  
Men's Media Relations

Phone: (612) 625-4090

Fax: (612) 625-0359

Website: www.gophersports.com

Contact: Brad Ruitter

Phone: (612) 625-4389

E-Mail: ruite001@gold.tc.umn.edu

**WEEKLY RELEASE**  
February 28, 2000

## LAST WEEKEND

### The Golden Gophers

were swept at home by Wisconsin (4-2, 5-4), allowing the Badgers to clinch the 1999-2000 WCHA regular season title

### The Huskies

earned one point from a weekend trip to Colorado College with a x-x tie on Friday before dropping a 4-3 overtime decision on Saturday

## MEDIA INFORMATION

**TV: Both games live** on Midwest Sports Channel/Frank Mazzocco-play-by-play; Tom Reid-color

**RADIO: Both games live** on KSTP-AM/Dan Terhaar-play-by-play; Glen Sonmor-color

**INTERVIEWS:** The coaching staff and players are available for interviews on **WEDNESDAYS** by request through the media relations office. **During the second half of the season, the men's team will have ice time between 4:00 - 6:30 for practice. Interview times on Wednesdays are from 2:45 - 3:30 and after practice (6:30).** The Golden Gopher locker room is CLOSED to the media at all times. Postgame interviews should be done outside the locker room after a 10 minute cooling off period.

**St. Cloud State (18-11-3, 149-3) vs. Minnesota (17-15-2, 13-11-2)**  
**Friday, March 3 • Mariucci Arena**  
**Saturday, March 4 • National Hockey Center**  
**Both games start at 7:05 p.m. (CST)**

**All-Time Series vs. Huskies:** Minnesota leads 25-10-6

**Last Time vs. Huskies:** (December 10-11, 1999) - Two overtime games resulted in a SCSU win at National Hockey Center (5-4) and a tie at Mariucci Arena (2-2). Each team was 1-for-9 (.111) on the power play, with the Golden Gophers scoring first in each contest. Minnesota's 19 shots on goal in the first period of the Dec. 10 game in St. Cloud is a season high.

**Series Notes:** Four of the last five games in the series have gone to overtime • Minnesota leads the series at Mariucci (14-2-2), with the teams even at National Hockey Center (8-8-2) • 32 of the last 35 meetings have been decided by three goals or less • Minnesota won 10 of the first 11 games in series history • there has been a goal scored in the first 5:25 in 10 of the last 15 regular-season games between the two teams • SCSU is just 3-for-32 (.094) in the last six games vs. Minnesota on the power play • Minnesota has outshot SCSU in 10 of the last 12 meetings • SCSU has totalled more penalties and penalty minutes in eight of the last 11 games • a shorthanded goal has been scored in seven of the last 13 games

**Let The Postseason Begin:** This weekend's series marks the end of the regular season for both teams. A listing of playoff scenarios is listed on page three.

| TEAM COMPARISONS    | St. Cloud State | Minnesota      |
|---------------------|-----------------|----------------|
| Power Play          | 33/165 (.200)   | 48/179 (.268)  |
| League Power Play   | 22/127 (.173)   | 36/129 (.279)  |
| Penalty Kill        | 145/162 (.895)  | 148/173 (.855) |
| League Penalty Kill | 111/127 (.874)  | 106/120 (.883) |
| Last 10 Games       | 5-3-2           | 6-4-0          |
| Home                | 11-5-1          | 9-6-2          |
| Road                | 7-6-2           | 8-9-0          |
| Goals/Game          | 3.78            | 3.68           |
| Goals Allowed/Game  | 2.38            | 3.09           |
| Penalties/Game      | 7.75            | 7.91           |
| Shots On Goal/Game  | 32.56           | 30.03          |

## Career Scoring vs. St. Cloud State

| Player (games)       | G-A--Pts          | Notes                             |
|----------------------|-------------------|-----------------------------------|
| Dave Spehar (15)     | 7-9--16           | 4-5--9 in 5 games last season     |
| Nate Miller (16)     | 4-4--8            | 3g vs. SCSU last season           |
| Rico Pagel (15)      | 4-3--7            | First collegiate goal 12/15/96    |
| Erik Westrum (11)    | 0-6--6            | Assist on goal in 5-3 win last yr |
| Jordan Leopold (7)   | 1-3--4            | GTG with 2:05 left on 2/19/99     |
| Nick Angell (7)      | 0-4--4            | 2a in 12/10/99 game               |
| Aaron Miskovich (10) | 1-2--3            | 1-1--2 on 2/19/99                 |
| Mike Lyons (16)      | 0-3--3            | Assist in 3/7/98 win              |
| John Pohl (7)        | 2-0--2            | Goal in each Dec. game            |
| Erik Wendell (7)     | 2-0--2            | First collegiate goal on 10/23/98 |
| Doug Meyer (7)       | 1-1--2            | Assist on 2/20/98                 |
| Matt Leimbek (9)     | 0-2--2            | Assist last night (Wendell)       |
| Jeff Taffe (2)       | 1-0--1            | Goal on tip in on 12/10/99        |
| Ryan Trebil (8)      | 1-0--1            | Goal in 6-2 win on 3/6/98         |
| Dylan Mills (11)     | 0-1--1            | Assist on 10/24/98                |
| Stuart Senden (8)    | 0-1--1            | Assist on Meyer goal              |
| Nick Anthony (2)     | 0-1--1            | Assist on Meyer goal              |
| Adam Hauser (6)      | 2-1-3, 2.38, .921 | First career SHO on 10/23/98      |

## SCHEDULE/RESULTS

|             |                                |           |
|-------------|--------------------------------|-----------|
| Oct. 16     | #@Maine                        | L53       |
| Oct. 17     | #@Maine                        | L54       |
| Oct. 22     | NORTH DAKOTA                   | T2-2 (ot) |
| Oct. 23     | NORTH DAKOTA                   | L32       |
| Oct. 29     | #BOSTON COLL                   | W6-5 (ot) |
| Oct. 30     | #BOSTON COLL                   | L4-1      |
| Nov. 5      | @Colorado College              | L30       |
| Nov. 6      | @Colorado College              | W2-1      |
| Nov. 12     | @Wisconsin                     | L4-3      |
| Nov. 13     | @Wisconsin                     | L5-4 (ot) |
| Nov. 19     | MINN-DULUTH                    | W5-3      |
| Nov. 20     | MINN-DULUTH                    | W4-0      |
| Nov. 26     | #@Michigan                     | W6-1      |
| Nov. 27     | #@Michigan State               | L6-2      |
| Dec. 3      | @Alaska-Anch.                  | L5-2      |
| Dec. 4      | @Alaska-Anch.                  | W3-1      |
| Dec. 10     | @St. Cloud State               | L4-3 (ot) |
| Dec. 11     | ST. CLOUD STATE                | T2-2 (ot) |
| Dec. 15     | *VALERENGA                     | L7-5      |
| Dec. 29     | #HARVARD                       | W5-2      |
| Dec. 30     | #NORTHERN MICH.                | W6-2      |
| Jan. 14     | DENVER                         | W7-6 (ot) |
| Jan. 15     | DENVER                         | W7-3      |
| Jan. 21     | @North Dakota                  | L1-0      |
| Jan. 22     | @North Dakota                  | W5-2      |
| Jan. 28     | MSU MANKATO                    | W3-2      |
| Jan. 29     | MSU MANKATO                    | L6-5 (ot) |
| Feb. 4      | @Minn-Duluth                   | W3-2      |
| Feb. 5      | @Minn-Duluth                   | W4-1      |
| Feb. 11     | COLORADO COLL                  | W6-2      |
| Feb. 12     | COLORADO COLL                  | L5-1      |
| Feb. 18     | @Michigan Tech                 | W9-2      |
| Feb. 19     | @Michigan Tech                 | W4-1      |
| Feb. 25     | WISCONSIN                      | L4-2      |
| Feb. 26     | WISCONSIN                      | L5-4      |
| March 3     | ST. CLOUD STATE                | 7:05 p.m. |
| March 4     | @St. Cloud State               | 7:05 p.m. |
| March 10-12 | WCHA FIRST ROUND               |           |
| March 16-18 | WCHA FINAL FIVE                |           |
|             | (@Target Center, Minneapolis)  |           |
| March 24-26 | NCAA REGIONALS                 |           |
|             | (@Mariucci Arena, Minneapolis) |           |
|             | (@Pepsi Arena, Albany, N.Y.)   |           |
| April 6     | NCAA SEMIFINALS                |           |
|             | (@Providence, R.I.)            |           |
| April 8     | NCAA CHAMPIONSHIP              |           |
|             | (@Providence, R.I.)            |           |

\*-exhibition game

#-nonconference game

all game times are Central

game times are subject to change



## 1999-2000 RECORD WHEN

|                                      |         |
|--------------------------------------|---------|
| Overall Record                       | 17-15-2 |
| WCHA Record                          | 13-11-2 |
| Home Record                          | 9-6-2   |
| Road Record                          | 8-9-0   |
| Neutral Site Record                  | 0-0-0   |
| Last 20 Games                        | 12-7-1  |
| Last 10 Games                        | 6-4-0   |
| Last 5 Games                         | 2-3-0   |
| Scoring A Power-Play Goal            | 15-10-1 |
| Not Scoring A Power-Play Goal        | 2-5-1   |
| Allowing A Power-Play Goal           | 9-9-2   |
| Not Allowing A Power-Play Goal       | 8-6-0   |
| Scoring A Short-Handed Goal          | 6-2-0   |
| Allowing A Short-Handed Goal         | 1-3-0   |
| 10 Or More Penalties                 | 7-4-0   |
| Fewer Than 10 Penalties              | 30-11-2 |
| More Penalties Than Opponent         | 8-5-0   |
| Fewer Penalties Than Opponent        | 7-7-2   |
| Same Amount Of Penalties             | 2-3-0   |
| In One-Goal Games                    | 5-8-0   |
| In Two-Goal Games                    | 2-2-0   |
| In Three-Goal or More Games          | 10-5-0  |
| In Overtime Games                    | 2-3-2   |
| Scoring 4 or More Goals              | 13-4-0  |
| Scoring 3 or Fewer Goals             | 4-11-2  |
| Scoring 3 or More Goals              | 16-7-0  |
| Scoring 2 or Fewer Goals             | 1-8-2   |
| Allowing 4 or More Goals             | 2-12-0  |
| Allowing 3 or Fewer Goals            | 15-3-2  |
| Scoring First Goal Of Game           | 12-6-2  |
| Opponents Score First                | 5-9-0   |
| Leading After One Period             | 10-4-1  |
| Trailing After One Period            | 2-6-0   |
| Tied After One Period                | 5-5-1   |
| Scoring First Goal Of Second Period  | 15-5-1  |
| Leading After Two Periods            | 16-0-2  |
| Trailing After Two Periods           | 0-12-0  |
| Tied After Two Periods               | 1-3-0   |
| Scoring First Goal Of Third Period   | 11-7-0  |
| Having 10-19 Shots On Goal           | 1-1-0   |
| Having 20-29 Shots On Goal           | 7-9-0   |
| Having 30-39 Shots On Goal           | 8-5-2   |
| Having 40 or More Shots On Goal      | 1-0-0   |
| Allowing Fewer Than 10 Shots On Goal | 0-0-0   |
| Allowing 10-19 Shots On Goal         | 1-1-0   |
| Allowing 20-29 Shots On Goal         | 5-3-0   |
| Allowing 30-39 Shots On Goal         | 7-11-0  |
| Allowing 40 or More Shots On Goal    | 4-0-2   |
| Outshooting Opponent                 | 7-6-0   |
| Opponent Outshoots Minnesota         | 8-9-2   |
| Shots Are Even                       | 2-0-0   |
| October                              | 1-4-1   |
| November                             | 4-4-0   |
| December                             | 3-2-1   |
| January                              | 4-2-0   |
| February                             | 5-3-0   |
| March                                | 0-0-0   |
| Wednesdays                           | 1-0-0   |
| Thursdays                            | 1-0-0   |
| Fridays                              | 8-6-1   |
| Saturdays                            | 7-8-1   |
| Sundays                              | 0-1-0   |
| Series Record                        | 4-5-7   |
| Games Following A Win                | 9-8-0   |
| Games Following A Loss               | 7-5-2   |
| Games Following A Tie                | 1-1-0   |

## News & Notes

**The Coaches:** Minnesota Head Coach **Don Lucia** is in his first season with the Golden Gophers. Lucia, who has compiled a record of 296-170-30 (.627) in 13 seasons overall as a head coach, led Colorado College to the NCAA Tournament in each of the last four seasons. Lucia was 166-68-18 (.694) in six seasons with the Tigers, and is 132-60-18 (.671) in WCHA games. Lucia has a career record of 22-12-1 vs. the Huskies. St. Cloud State Head Coach **Craig Dahl** is in his 13th season at the helm of the Huskies' program, with a record of 224-231-37 (.493) at SCSU and a career record of 300-319-39 (.486) in 19 seasons as a head coach.

**Coach Lucia On The Air:** Coach Lucia's regular weekly media appearances are as follows: KSTP-AM (1500) - Thursday mornings (7:45) with Barbara Carlson, Saturday mornings (11:50) with Joe Soucheray, and the pre-game and post-game shows before and following games; WCCO-AM (830) - Friday mornings with Dave Lee, and Friday evenings (6:40) with Mike Max; MSC - The Don Lucia Show which airs one hour before each MSC telecast

**Pairwise Rankings:** Minnesota is ranked 14th in the latest NCAA Division I Pairwise Rankings (games through Sunday). The Pairwise Rankings is the ranking system used by the NCAA Selection committee to determine participants for the NCAA Division I men's ice hockey tournament. Other WCHA teams listed are Wisconsin (1st), North Dakota (4th), St. Cloud State (13th), Minnesota State, Mankato (17th), and Colorado College (19th). A full listing of teams eligible to be rated can be found on U.S. College Hockey Online's website ([www.uscollegehockey.com](http://www.uscollegehockey.com)). The 12-team field for the championships will be announced on Sun., March 19.

**Power Outage:** The Golden Gophers' power play unit, which leads the WCHA and was second in the nation entering last weekend's games, was only 2-for-12 against Wisconsin last weekend. Minnesota had scored at least two power-play goals in six of its last seven home games before scoring just one in each game against the Badgers.

**Power Outage II:** While a great deal of attention has been thrust upon the Golden Gopher power play as of late, the penalty kill unit has quietly climbed to the top of the WCHA. Minnesota's penalty kill has successfully denied 51 of the last 55 opponent man advantage opportunities - the Golden Gophers have not allowed more than one power-play goal to be scored against them in a series since Denver scored three times on the power play in a Jan. 14-15 two-game set (12 games, six series ago)

**Key To Success:** Minnesota is 34-for-88 (.386) with the man advantage in its 17 wins and just 13-for-79 (.165) in its 15 losses.

**Same Time, Two Years Later?:** The Golden Gophers are in a similar situation heading into this weekend's regular-season ending series against St. Cloud State as they were two seasons ago. Minnesota was in seventh place in the league standings entering the two-game series, with the difference between then and this season's sixth-place standing being the 1997-98 squad was mathematically eliminated from contending for home ice. Minnesota swept that series - 6-2 in St. Cloud the first night, then winning 5-3 at Mariucci the second night - meaning a trip to Duluth for the first round of the league playoffs. The Bulldogs won the best-of-three series (two games to one), denying the Golden Gophers a spot in the WCHA Playoff Championship for the first time since the league adopted its current format.

**Road Warriors:** Minnesota has a five-game road winning streak for the first time since the 1996-97 WCHA regular-season championship season (Dec. 14 at St. Cloud State; Jan. 3-4 at Alaska Anchorage) - the last time the Golden Gophers won four straight or more on the road was the 1991-92 season, when the team rattled off a school-record nine wins in a row on the road from Nov. 22 through Feb. 7

**Specialty Team Specialists:** The Golden Gophers have outnumbered their opponents 69-38 in all non-five-on-five situations this season, but have been outscored 67-56 in full strength occasions.

**Sweeping Notes:** The Golden Gophers were swept for just the second time in a WCHA series all season with a pair of losses to Wisconsin last weekend - both sweeps occurred at the hands of the Badgers. Minnesota dropped all four regular season meetings to Wisconsin for the first time in school history. Wisconsin recorded its first two-game sweep in Minneapolis in nearly 24 years (Dec. 3-4, 1976). St. Cloud State has only swept Minnesota one time (Dec. 19-20, 1997 - 3-1, 4-1) in series history.

## THE LAST TIME IT HAPPENED

### Minnesota Swept A Road Series:

February 18-19, 2000 @ Michigan Tech  
(9-2, 4-1)

### Minnesota Was Swept In A Road Series:

November 12-13, 1999 @ Wisconsin (4-3, 5-4 ot)

**Minnesota Swept A Home Series:** January 14-15, 2000 vs. Denver (7-6, ot; 7-3)

### Minnesota Was Swept In A Home Series:

February 25-26, 2000 vs. Wisconsin (4-2, 5-4)

**Minnesota Shut Out An Opponent:** November 20, 1999 vs. Minnesota-Duluth (Adam Hauser, 4-0)

**An Opponent Shut Out Minnesota:** January 21, 2000 @ North Dakota (Karl Goehring, 1-0)

### Minnesota Player Scored A Hat Trick:

February 18, 2000 at Michigan Tech  
(Dave Spehar, 9-2 Minnesota win)

### Minnesota Player Scored A Pure Hat Trick:

February 26, 1999 @ Minnesota-Duluth (Wyatt Smith, 4-1 Minnesota win)

**An Opponent Scored A Hat Trick:** January 22, 1999 @ North Dakota (Jeff Panzer, four goals, 5-4, Minnesota loss)

### Minnesota Player Scored Four Goals In A

**Game:** February 27, 1999 @ Minnesota-Duluth (Reggie Berg, 10-7 Minnesota win)

### Minnesota Won When Trailing After Two Periods:

March 14, 1997 vs. St. Cloud State at WCHA Final Five (5-4 Minnesota overtime win/trailing 4-3 heading into third period)

### Minnesota Had 50 or More Shots On Goal In A

**Game:** February 27, 1999 @ Minnesota-Duluth (54 shots, 10-7 Minnesota win)

### Opponent Had 50 or More Shots On Goal In A

**Game:** January 31, 1997 @ North Dakota (51 shots, 6-4 Minnesota loss)

### Minnesota Player Scored A Shorthanded Goal:

February 17, 2000 vs. Colorado College (Aaron Miskovich, third period, 6-2 Minnesota win)

### Minnesota Won In Overtime:

January 14, 2000 vs. Denver (7-6)

### Minnesota Lost In Overtime:

January 29, 2000 vs. MSU, Mankato (6-5)

### Minnesota Tied In Overtime:

October 22, 1999 vs. North Dakota (2-2)

### Minnesota Scored 10 Goals Or More In A

**Game:** February 27, 1999 @ Minnesota-Duluth (10-7 Minnesota win)

### Opponent Scored 10 Goals Or More In A

**Game:** January 30, 1993 @ Michigan Tech (10-2 Minnesota loss)

## PLAYOFF POSSIBILITIES

If Minnesota sweeps...they can finish no lower than fifth place, possibly as high as third place, and they will host a first-round playoff series next weekend at Mariucci Arena

If Minnesota gains three points...they could finish as high as fourth place, or as low as sixth place

If Minnesota splits...they would need Wisconsin to sweep Colorado College to gain fifth place and home ice advantage

If Minnesota gains one point or is swept...they will travel to either Colorado College or MSU, Mankato for a first-round playoff series next weekend

## Did You Know & Player Notes

**Did You Know:** The Golden Gophers own a 41-28 edge overall in the first period of games this season, but were outscored 5-2 last weekend in the first 20:00 by the Badgers • Head Coach Don Lucia is only four wins shy of 300 in his coaching career, and will coach in his 500th career game on Sat., March 11 (game two of WCHA first round playoff series) • the Golden Gophers are 12-6-1 in their last 19 games after a 5-9-1 record through the first 15 games of the schedule • in the last 13 games, Minnesota has scored almost as many times on the penalty kill (4) as its opponents have on the power play (6) • senior forward Rico Pagel celebrates his 22nd birthday on Thursday of this week (March 2)

**#1 Adam Hauser .....So., 6-3, 202 .....Bovey, Minn.**  
Will miss at least one more weekend of games as he recovers from a bout of mononucleosis • had started 67 of the team's last 68 games in net before giving way to freshman Erik Young in last weekend's series against the Badgers

**#4 Dylan Mills .....Jr., 5-11, 202 .....Duluth, Minn.**  
Five of his seven multiple-point games this season have been on the road • second on the team with five power-play goals at home this season • first in the WCHA in defenseman scoring (both league games only and all games) • six of his eight goals have come in the first period • second on the team with 11 road assists

**#7 Erik Westrum .....Jr., 6-0, 195 .....Apple Valley, Minn.**  
Scored his 22nd career multiple-point game and eighth career multiple-goal game with a pair of first period markers in Friday's 4-2 loss to UW • has 27-38-64 in his last 52 games • leads the team with 22 goals - second on the team with 42 points (22 goals, 20 assists) • has scored 14 of his 22 goals on the road • has either scored or assisted on Minnesota's opening goal of the game in 13 of 32 contests the team has scored this season • sixth in the WCHA in scoring (all games) • third in the league in goal scoring (all games, 22) • second in the WCHA in power play points (22) in all games • has 22 career multiple-point games, including seven since Christmas • has scored at least one point in 23 of his last 24 games

**#9 John Pohl .....So., 6-1, 186 .....Red Wing, Minn.**  
Team's leading scorer was held to just one assist last weekend against Wisconsin • has 14-27-41 in his last 27 games • third in the WCHA in scoring (all games) and second place in league games only (13-25-38) • tied for sixth in the league in goal scoring (league games only, 13) • has scored a point in 23 of his last 26 games • first in the WCHA in power-play points in all games (9-15-24) • first in the league with nine power-play goals • his total of 21 power-play points in WCHA games equals or is greater than the total number power-play goals scored by six TEAMS in the league • has posted three or more points in a game six times this season • has scored 11 of his 16 goals at home

**#13 Nate Miller .....Sr., 6-3, 200 .....Anoka, Minn.**  
Has played in 132 consecutive games (streak dates back to his freshman season) • fourth on the team in scoring (11-16-27) after a power-play goal in Saturday's loss

**#15 Stuart Senden .....Jr., 6-1, 197 .....Alexandria, Minn.**  
Scored two goals in a game for just the second time in his career with a pair of goals in Saturday's 5-4 loss to UW - his other two-goal affair was also against Wisconsin on Feb. 7, 1998 at Target Center

**#22 Jeff Taffe .....Fr., 6-3, 176 .....Hastings, Minn.**  
Has scored a goal in six straight weekends, and has 7-5-12 in his last 11 games

**#27 Aaron Miskovich .....Jr., 6-0, 190 .....Grand Rapids, Minn.**  
Has 11-11-22 in 16 games since Christmas • team is unbeaten in his seven multiple-point games this season (7-0-0) • first in the league in shorthanded points (4-1-5)

**#30 Erik Young .....Fr., 6-0, 191 .....White Bear Lake, Minn.**  
Stopped 27 of 30 shots in his collegiate debut last Friday night against top-ranked Wisconsin • returned between the pipes Saturday night to kick away 30 of 35 shots faced

**#33 Dave Spehar .....Sr., 5-8, 174 .....Duluth, Minn.**  
Team is 6-0-0 in his career when he scores two or more goals in a game • leads active Golden Gophers with 28 career multiple-point games

## WCHA Standings/Schedule

### CAREER GOALS - CURRENT PLAYERS

|                 |    |
|-----------------|----|
| Dave Spehar     | 60 |
| Erik Westrum    | 37 |
| Nate Miller     | 30 |
| Aaron Miskovich | 29 |
| John Pohl       | 23 |
| Rico Pagel      | 17 |
| Stuart Senden   | 15 |
| Jordan Leopold  | 11 |
| Dylan Mills     | 11 |
| Erik Wendell    | 10 |
| Jeff Taffe      | 9  |
| Pat O'Leary     | 6  |
| Matt Leimbek    | 5  |
| Doug Meyer      | 5  |
| Dan Welch       | 5  |
| Nick Anthony    | 4  |
| Nick Angell     | 4  |
| Mike Lyons      | 3  |
| Ryan Trebil     | 3  |
| Mark Nenovich   | 1  |

### CAREER ASSISTS - CURRENT PLAYERS

|                 |    |
|-----------------|----|
| Dave Spehar     | 67 |
| Erik Westrum    | 59 |
| John Pohl       | 42 |
| Nate Miller     | 39 |
| Dylan Mills     | 38 |
| Aaron Miskovich | 35 |
| Jordan Leopold  | 29 |
| Rico Pagel      | 29 |
| Mike Lyons      | 23 |
| Matt Leimbek    | 17 |
| Nick Angell     | 14 |
| Stuart Senden   | 13 |
| Ben Tharp       | 11 |
| Jeff Taffe      | 10 |
| Erik Wendell    | 9  |
| Doug Meyer      | 7  |
| Ryan Trebil     | 6  |
| Dan Welch       | 5  |
| Nick Anthony    | 4  |
| Matt DeMarchi   | 4  |
| Mark Nenovich   | 2  |
| Pat O'Leary     | 2  |

### CAREER POINTS - CURRENT PLAYERS

|                 |     |
|-----------------|-----|
| Dave Spehar     | 127 |
| Erik Westrum    | 96  |
| Nate Miller     | 69  |
| John Pohl       | 65  |
| Aaron Miskovich | 64  |
| Dylan Mills     | 49  |
| Rico Pagel      | 46  |
| Jordan Leopold  | 40  |
| Stuart Senden   | 28  |
| Mike Lyons      | 26  |
| Matt Leimbek    | 22  |
| Jeff Taffe      | 19  |
| Erik Wendell    | 19  |
| Nick Angell     | 18  |
| Doug Meyer      | 12  |
| Ben Tharp       | 11  |
| Dan Welch       | 10  |
| Pat O'Leary     | 9   |
| Ryan Trebil     | 9   |
| Nick Anthony    | 8   |
| Matt DeMarchi   | 4   |
| Mark Nenovich   | 3   |

### CAREER GAMES - CURRENT PLAYERS

|                 |     |
|-----------------|-----|
| Nate Miller     | 156 |
| Dave Spehar     | 154 |
| Mike Lyons      | 136 |
| Rico Pagel      | 116 |
| Erik Westrum    | 113 |
| Dylan Mills     | 111 |
| Aaron Miskovich | 104 |
| Stuart Senden   | 99  |
| Matt Leimbek    | 87  |
| Ryan Trebil     | 76  |
| John Pohl       | 76  |
| Adam Hauser     | 71  |
| Jordan Leopold  | 71  |
| Nick Angell     | 69  |
| Erik Wendell    | 68  |
| Doug Meyer      | 60  |
| Pat O'Leary     | 36  |
| Mark Nenovich   | 36  |
| Matt DeMarchi   | 32  |
| Jeff Taffe      | 32  |
| Dan Welch       | 30  |
| Nick Anthony    | 27  |
| Ben Tharp       | 25  |
| Pete Samargia   | 3   |
| Erik Young      | 2   |

| Team (overall record, win %)     | GP | W  | L  | T | Pts | GF  | GA  | GDf |
|----------------------------------|----|----|----|---|-----|-----|-----|-----|
| Wisconsin (27-6-1, .809)         | 26 | 22 | 4  | 0 | 44  | 106 | 64  | +42 |
| North Dakota (22-7-5, .721)      | 28 | 17 | 6  | 5 | 39  | 113 | 61  | +52 |
| St. Cloud State (18-11-3, .609)  | 26 | 14 | 9  | 3 | 31  | 96  | 63  | +33 |
| MSU, Mankato (18-12-4, .588)     | 26 | 14 | 9  | 3 | 31  | 83  | 75  | +8  |
| Colorado College (17-15-3, .529) | 26 | 13 | 10 | 3 | 29  | 82  | 63  | +19 |
| Minnesota (17-15-2, .529)        | 26 | 13 | 11 | 2 | 28  | 92  | 75  | +17 |
| Alaska Anchorage (13-16-3, .453) | 28 | 11 | 14 | 3 | 25  | 65  | 87  | -22 |
| Minnesota-Duluth (13-19-0, .406) | 26 | 9  | 17 | 0 | 18  | 52  | 107 | -55 |
| Denver (13-21-2, .389)           | 26 | 7  | 16 | 1 | 15  | 82  | 95  | -13 |
| Michigan Tech (4-30-0, .118)     | 26 | 2  | 24 | 0 | 4   | 45  | 126 | -81 |

### This Weekend's Games (all Friday-Saturday series)

Michigan Tech @ Denver  
 Colorado College @ Wisconsin  
 St. Cloud State vs. Minnesota (Fri. @ Minn./Sat. @ SCSU)  
 MSU, Mankato @ Minnesota-Duluth  
 \*Alaska Fairbanks @ Alaska Anchorage  
 \*Bemidji State @ North Dakota  
 \* - nonconference game

## Season Highs/Lows

### Team

|   |   |
|---|---|
| <b>MOST GOALS/GAME</b>                    | (9) 2/18 @ Michigan Tech                                      |
| <b>LEAST GOALS/GAME</b>                   | (0) two times, last 1/21 @ North Dakota                       |
| <b>MOST ASSISTS/GAME</b>                  | (17) 2/18 @ Michigan Tech                                     |
| <b>LEAST ASSISTS/GAME</b>                 | (0) two times, last 1/21 @ North Dakota                       |
| <b>MOST GOALS AGAINST/GAME</b>            | (6) three times, last 1/29 vs. MSU, Mankato                   |
| <b>LEAST GOALS AGAINST/GAME</b>           | (0) 11/20 vs. Minnesota-Duluth                                |
| <b>MOST ASSISTS AGAINST/GAME</b>          | (10) two times, last 1/29 vs. MSU, Mankato                    |
| <b>LEAST ASSISTS AGAINST/GAME</b>         | (0) 11/20 vs. Minnesota-Duluth                                |
| <b>MOST GOALS/PERIOD</b>                  | (5) two times, last 2/18 @ Michigan Tech - second period      |
| <b>MOST GOALS AGAINST/PERIOD</b>          | (3) eight times, last 2/26 vs. WIS - first period             |
| <b>MOST POWER PLAY GOALS/GAME</b>         | (4) 2/18 @ Michigan Tech                                      |
| <b>MOST POWER PLAY GOALS ALLOWED/GAME</b> | (3) 11/27 @ Michigan State                                    |
| <b>MOST SHOTS ON GOAL/GAME</b>            | (42) 11/19 vs. Minnesota-Duluth                               |
| <b>LEAST SHOTS ON GOAL/GAME</b>           | (17) 11/5 @ Colorado College                                  |
| <b>MOST SHOTS AGAINST/GAME</b>            | (47) 1/14 vs. Denver  |
| <b>LEAST SHOTS AGAINST/GAME</b>           | (18) 2/12 vs. Colorado College                                |
| <b>MOST SHOTS ON GOAL/PERIOD</b>          | (19) 12/10 @ St. Cloud State                                  |
| <b>MOST SHOTS AGAINST/PERIOD</b>          | (20) 10/22 vs. North Dakota                                   |
| <b>MOST PENALTIES/GAME</b>                | (14) two times, last 1/14 vs. Denver                          |
| <b>LEAST PENALTIES/GAME</b>               | (3) three times, last 1/21 @ North Dakota                     |
| <b>MOST PIM/GAME</b>                      | (39) 1/14 vs. Denver  |
| <b>LEAST PIM/GAME</b>                     | (6) three times, last 1/21 @ North Dakota                     |
| <b>MOST OPP. PENALTIES/GAME</b>           | (14) three times, last 2/18 @ Michigan Tech                   |
| <b>LEAST OPP. PENALTIES/GAME</b>          | (2) 11/12 @ Wisconsin   |
| <b>MOST OPP. PIM/GAME</b>                 | (36) two times, last 2/18 @ Michigan Tech                     |
| <b>LEAST OPP. PIM/GAME</b>                | (4) 11/12 @ Wisconsin   |
| <b>QUICKEST TWO GOALS</b>                 | (0:46) 10/29 vs. BC - first period (Taffe, Anthony)           |
| <b>QUICKEST THREE GOALS</b>               | (2:43) 11/26 @ Mich. - first period (Miller, Westrum, Senden) |

## Individual

|                           |  |
|---------------------------|--|
| <b>GOALS/GAME</b>         | (3) three times, last Dave Spehar, 2/18 @ Michigan Tech          |
| <b>GOALS/PERIOD</b>       | (2) five times, last Erik Westrum, 2/25 first period vs. WIS     |
| <b>ASSISTS/GAME</b>       | (4) three times, last Jeff Taffe, 2/18 @ Michigan Tech           |
| <b>ASSISTS/PERIOD</b>     | (2) 18 times, last Jeff Taffe, 2/18 third period @ Michigan Tech |
| <b>POINTS/GAME</b>        | (4) seven times, last Jeff Taffe, 2/18 @ Michigan Tech           |
| <b>POINTS/PERIOD</b>      | (3) two times, last Dylan Mills, 1/29 first period vs. MSU       |
| <b>PENALTIES/GAME</b>     | (4) Erik Westrum, 1/14 vs. Denver                                |
| <b>PIM/GAME</b>           | (19) Erik Westrum, 1/14 vs. Denver                               |
| <b>SHOTS ON GOAL/GAME</b> | (10) Jordan Leopold, 11/20 vs. Minnesota-Duluth                  |
| <b>SAVES/GAME</b>         | (44) Adam Hauser, 10/22 vs. North Dakota                         |

## Goals Breakdown

|                              | OPP | MN |
|------------------------------|-----|----|
| 5-on-5                       | 67  | 56 |
| 5-on-4                       | 21  | 41 |
| 6-on-5                       | 5   | 4  |
| 6-on-4                       | 1   | 1  |
| 4-on-5                       | 4   | 8  |
| 4-on-4                       | 4   | 8  |
| 5-on-3                       | 1   | 3  |
| 4-on-3                       | 2   | 4  |
| Power Play                   | 25  | 48 |
| Shorthanded                  | 4   | 8  |
| Empty Net                    | 3   | 4  |
| First Minute of Game         | 2   | 1  |
| First 2 Minutes of Game      | 3   | 1  |
| First 5 Minutes of Game      | 4   | 7  |
| First 10 Minutes of Game     | 10  | 20 |
| First Goal of Game           | 14  | 20 |
| First Minute of Period       | 3   | 3  |
| Last Minute of Period        | 11  | 9  |
| Last Minute of Game          | 11  | 6  |
| Last 5 Minutes of Game       | 15  | 10 |
| To Tie Game - Last 5 Minutes | 3   | 0  |
| To Win Game - Last 5 Minutes | 4   | 3  |
| October                      | 24  | 18 |
| November                     | 23  | 26 |
| December                     | 16  | 21 |
| January                      | 20  | 27 |
| February                     | 22  | 33 |
| March                        | 0   | 0  |
| Unassisted                   | 3   | 11 |
| One Assist                   | 42  | 37 |
| Two Assists                  | 60  | 77 |
| Home                         | 56  | 68 |
| Road                         | 49  | 57 |
| Neutral                      | 0   | 0  |
| Overtime                     | 2   | 2  |

### GOALS SCORED AFTER OPPONENTS' GOAL

|                       | OPP | MN |
|-----------------------|-----|----|
| Less Than One Minute  | 6   | 3  |
| One To Three Minutes  | 6   | 11 |
| Three To Five Minutes | 8   | 6  |

## Goals By Period

**First (41)** - Westrum (9), Mills (6), Pohl (5), Taffe (4), Miller (3), Miskovich (3), Leopold (2), O'Leary (2), Wendell (2), Welch, Anthony, Senden, Spehar, Leimbek

**Second (43)** - Pohl (7), Westrum (7), Miskovich (6), Spehar (6), Angell (3), Welch (3), Roed (2), Senden (2), Taffe (2), Meyer, Miller, Anthony, O'Leary, Mills

**Third (39)** - Westrum (6), Miller (6), Miskovich (5), Pohl (4), O'Leary (3), Senden (3), Taffe (3), Anthony (2), Mills, Roed, Leopold, Nenovich, Spehar, Wendell, Welch

**Overtime (2)** - Miller, Leopold

## Stats By Class

| Season        | G-A--Pts  | P/M    | Shots | PP | GW |
|---------------|-----------|--------|-------|----|----|
| Senior (5)    | 20-31-51  | 48/104 | 170   | 9  | 3  |
| Junior (5)    | 50-60-110 | 73/165 | 316   | 18 | 6  |
| Sophomore (7) | 34-58-92  | 71/142 | 279   | 15 | 5  |
| Freshman (6)  | 21-40-61  | 72/155 | 223   | 6  | 3  |

| Last Weekend  | G-A--Pts | P/M | Shots | PP | GW |
|---------------|----------|-----|-------|----|----|
| Senior (3)    | 1-3-4    | 0/0 | 9     | 1  | 0  |
| Junior (4)    | 4-2-6    | 4/8 | 17    | 1  | 0  |
| Sophomore (7) | 0-2-2    | 3/6 | 13    | 0  | 0  |
| Freshman (5)  | 1-3-4    | 3/6 | 12    | 0  | 0  |

## In The News

**Tickets On Sale For 2000 NCAA West Regional At Mariucci:** Ticket packages are now available for the 2000 NCAA West Hockey Regional games at Mariucci Arena from March 24-25. Tickets currently being sold include entry to all four games of the event, and are priced at \$50 for the contests which will decide half of the field for the 2000 NCAA Frozen Four in Providence, R.I. As of Feb. 17, about 2,000 seats remained for the event. Game times are 5 p.m. and 8:30 p.m. each evening. The 2000 NCAA East Hockey Regional is being held from March 25-26 at Albany, N.Y.

**Tickets On Sale For 2000 WCHA Final Five At Target Center:** One of college hockey's premier postseason tournaments - the annual NSP WCHA Final Five - returns to Target Center in Minneapolis from March 16-18, 2000. Five-game championship ticket packages are priced at \$76.25 per person. For more information on tickets, please call the Target Center at (612) 673-0900.

**Conference Stats Online:** The WCHA is part of a new college hockey statistical service available through the internet at [www.collegehockeystats.com](http://www.collegehockeystats.com). Information available includes complete team and individual statistics updated after each game, conference standings, team rosters, results and game summaries, and team schedules

## multiple-point games (season/career)

| Player (Games)         | Last Time                     | Record        |
|------------------------|-------------------------------|---------------|
| John Pohl (15/16)      | 2/19/00 @ MTU (1g, 1a)        | 11-4-0/12-4-0 |
| Erik Westrum (12/22)   | 2/25/00 vs. WIS (2g)          | 7-5-0/9-11-2  |
| Nate Miller (8/12)     | 2/5/00 @ UMD (2g)             | 5-3-0/8-4-0   |
| Dylan Mills (7/12)     | 2/19/00 @ MTU (2a)            | 4-3-0/9-3-0   |
| Aaron Miskovich (7/13) | 2/19/00 @ MTU (1g, 1a)        | 7-0-0/9-3-1   |
| Dave Spehar (4/28)     | 2/18/00 @ MTU (3g)            | 4-0-0/18-7-3  |
| Jeff Taffe (4/4)       | 2/18/00 @ MTU (4a)            | 3-1-0/3-1-0   |
| Jordan Leopold (3/7)   | 1/14/00 vs. DU (2g, 1a)       | 3-0-0/3-3-1   |
| Stuart Senden (2/4)    | 2/26/00 vs. WIS (2g)          | 1-1-0/2-2-0   |
| Nick Angell (2/2)      | 2/18/00 @ MTU (1g, 1a)        | 1-1-0/1-1-0   |
| Shawn Roed (2/2)       | 11/20/99 vs. UMD (1g, 2a)     | 1-1-0/1-1-0   |
| Ben Tharp (2/2)        | 2/18/00 @ MTU (3a)            | 2-0-0/2-0-0   |
| Nick Anthony (1/1)     | 10/29/99 vs. BC (1g, 1a)      | 1-0-0/1-0-0   |
| Mark Nenovich (1/1)    | 12/29/99 vs. Harvard (1g, 1a) | 1-0-0/1-0-0   |
| Pat O'Leary (1/1)      | 1/15/00 vs. DU (2g)           | 1-0-0/1-0-0   |
| Dan Welch (1/1)        | 2/18/00 @ MTU (2g)            | 1-0-0/1-0-0   |
| Rico Pagel (0/9)       | 2/27/99 @ UMD (1g, 1a)        | 0-0-0/6-3-0   |
| Matt Leimbek (0/3)     | 1/30/99 vs. MTU (1g, 1a)      | 0-0-0/2-1-0   |
| Erik Wendell (0/2)     | 3/5/99 vs. UAA (1g, 1a)       | 0-0-0/2-0-0   |
| Doug Meyer (0/2)       | 3/5/99 vs. WIS (1g, 1a)       | 0-0-0/0-1-1   |
| Mike Lyons (0/1)       | 11/9/96 vs. UND (1g, 1a)      | 0-0-0/1-0-0   |
| Ryan Trebil (0/1)      | 1/17/98 vs. DU (2a)           | 0-0-0/1-0-0   |

## multiple-goal games (season/career)

| Player (Games)        | Last Time              | Record      |
|-----------------------|------------------------|-------------|
| Erik Westrum (5/8)    | 2/25/00 vs. WIS (2g)   | 1-4-0/2-5-1 |
| John Pohl (3/3)       | 1/28/00 vs. MSU (2g)   | 3-0-0/3-0-0 |
| Nate Miller (2/3)     | 2/5/00 @ UMD (2g)      | 2-0-0/2-1-0 |
| Aaron Miskovich (2/4) | 2/13/00 vs. CC (2g)    | 2-0-0/4-0-0 |
| Dave Spehar (1/6)     | 2/18/00 @ MTU (3g)     | 1-0-0/6-0-0 |
| Jordan Leopold (1/2)  | 1/14/00 vs. DU (2g)    | 1-0-0/1-1-0 |
| Stuart Senden (1/2)   | 2/26/00 vs. WIS (2g)   | 0-1-0/1-1-0 |
| Dylan Mills (1/1)     | 1/29/00 vs. MSU (2g)   | 0-1-0/0-1-0 |
| Pat O'Leary (1/1)     | 1/15/00 vs. DU (2g)    | 1-0-0/1-0-0 |
| Jeff Taffe (1/1)      | 1/29/00 vs. MSU (2g)   | 0-1-0/0-1-0 |
| Dan Welch (1/1)       | 2/13/00 vs. MTU (2g)   | 1-0-0/1-0-0 |
| Rico Pagel (0/1)      | 12/15/97 vs. SCSU (2g) | 0-0-0/0-1-0 |

Minnesota Men - 1999-2000 Team Statistics

| Minnesota   |        | Overall - 34 Games Played (17-15- 2 .529) |         |         |         |      |          |            |      |         |         |      |          |     | Conf Only - 26 Games Played (13-11- 2 .538) |      |      |          |      |         |     |    |    |    |    |  |  |
|---|--------|---|---------|---------|---------|------|----------|------------|------|---------|---------|------|----------|-----|---|------|------|----------|------|---------|-----|----|----|----|----|--|--|
| Player  | YR/POS | GP  | G       | A       | PTS     | P/GM | G/GM     | PEN/MIN    | PP   | SH      | GW      | GT   | EN       | GP  | G   | A    | PTS  | P/GM     | G/GM | PEN/MIN | PP  | SH | GW | GT | EN |  |  |
| John Pohl   | SO F   | 34  | 16      | 32      | 48      | 1.41 | 0.47     | 7/ 18      | 9    | 1       | 1       | 0    | 1        | 26  | 13  | 25   | 38   | 1.46     | 0.50 | 7/ 14   | 8   | 1  | 1  | 0  | 1  |  |  |
| Erik Westrum  | JR F   | 32  | 22      | 20      | 42      | 1.31 | 0.69     | 27/ 73     | 9    | 3       | 2       | 0    | 0        | 24  | 15  | 14   | 29   | 1.21     | 0.62 | 21/ 61  | 6   | 1  | 1  | 0  | 0  |  |  |
| Aaron Miskovich   | JR F   | 34  | 14      | 16      | 30      | 0.88 | 0.41     | 12/ 24     | 2    | 4       | 2       | 0    | 2        | 26  | 10  | 13   | 23   | 0.88     | 0.38 | 8/ 16   | 1   | 3  | 2  | 0  | 2  |  |  |
| Nate Miller   | SR F   | 34  | 11      | 16      | 27      | 0.79 | 0.32     | 14/ 28     | 6    | 0       | 2       | 0    | 0        | 26  | 7   | 14   | 21   | 0.81     | 0.27 | 10/ 20  | 4   | 0  | 1  | 0  | 0  |  |  |
| Dylan Mills   | JR D   | 33  | 8       | 16      | 24      | 0.73 | 0.24     | 20/ 48     | 7    | 0       | 1       | 0    | 0        | 25  | 5   | 15   | 20   | 0.80     | 0.20 | 14/ 36  | 5   | 0  | 0  | 0  | 0  |  |  |
| Jeff Taffe  | FR F   | 32  | 9       | 10      | 19      | 0.59 | 0.28     | 8/ 16      | 3    | 0       | 1       | 0    | 1        | 26  | 8   | 8    | 16   | 0.62     | 0.31 | 6/ 12   | 2   | 0  | 1  | 0  | 1  |  |  |
| Dave Spehar   | SR F   | 33  | 8       | 9       | 17      | 0.52 | 0.24     | 11/ 22     | 3    | 0       | 1       | 0    | 0        | 25  | 5   | 5    | 10   | 0.40     | 0.20 | 8/ 16   | 1   | 0  | 1  | 0  | 0  |  |  |
| Jordan Leopold  | SO D   | 32  | 4       | 13      | 17      | 0.53 | 0.12     | 8/ 16      | 2    | 0       | 2       | 0    | 0        | 26  | 4   | 9    | 13   | 0.50     | 0.15 | 5/ 10   | 2   | 0  | 2  | 0  | 0  |  |  |
| Stuart Senden   | JR F   | 33  | 6       | 5       | 11      | 0.33 | 0.18     | 12/ 24     | 0    | 0       | 1       | 0    | 0        | 25  | 4   | 3    | 7    | 0.28     | 0.16 | 8/ 16   | 0   | 0  | 1  | 0  | 0  |  |  |
| Ben Tharp   | FR D   | 25  | 0       | 11      | 11      | 0.44 | 0.00     | 7/ 14      | 0    | 0       | 0       | 0    | 0        | 19  | 0   | 9    | 9    | 0.47     | 0.00 | 7/ 14   | 0   | 0  | 0  | 0  | 0  |  |  |
| Dan Welch   | FR F   | 30  | 5       | 5       | 10      | 0.33 | 0.17     | 10/ 31     | 0    | 0       | 2       | 0    | 0        | 22  | 4   | 3    | 7    | 0.32     | 0.18 | 9/ 29   | 0   | 0  | 1  | 0  | 0  |  |  |
| Shawn Roed  | FR F   | 12  | 3       | 6       | 9       | 0.75 | 0.25     | 5/ 10      | 3    | 0       | 0       | 0    | 0        | 8   | 3   | 5    | 8    | 1.00     | 0.38 | 3/ 6    | 3   | 0  | 0  | 0  | 0  |  |  |
| Nick Angell   | SO D   | 31  | 3       | 6       | 9       | 0.29 | 0.10     | 18/ 36     | 1    | 0       | 1       | 0    | 0        | 24  | 3   | 3    | 6    | 0.25     | 0.12 | 13/ 26  | 1   | 0  | 1  | 0  | 0  |  |  |
| Nick Anthony  | FR F   | 27  | 4       | 4       | 8       | 0.30 | 0.15     | 7/ 14      | 0    | 0       | 0       | 0    | 0        | 21  | 2   | 3    | 5    | 0.24     | 0.10 | 5/ 10   | 0   | 0  | 0  | 0  | 0  |  |  |
| Pat O'Leary   | SO F   | 19  | 6       | 0       | 6       | 0.32 | 0.32     | 4/ 8       | 3    | 0       | 1       | 0    | 0        | 14  | 4   | 0    | 4    | 0.29     | 0.29 | 3/ 6    | 3   | 0  | 1  | 0  | 0  |  |  |
| Erik Wendell  | SO F   | 26  | 3       | 2       | 5       | 0.19 | 0.12     | 12/ 24     | 0    | 0       | 0       | 0    | 0        | 21  | 3   | 2    | 5    | 0.24     | 0.14 | 7/ 14   | 0   | 0  | 0  | 0  | 0  |  |  |
| Matt Leimbek  | JR F   | 18  | 1       | 4       | 5       | 0.28 | 0.06     | 1/ 2       | 0    | 0       | 0       | 0    | 0        | 14  | 1   | 2    | 3    | 0.21     | 0.07 |         | 0   | 0  | 0  | 0  | 0  |  |  |
| Doug Meyer  | SO F   | 23  | 1       | 3       | 4       | 0.17 | 0.04     | 9/ 18      | 0    | 0       | 0       | 0    | 0        | 16  | 1   | 1    | 2    | 0.12     | 0.06 | 7/ 14   | 0   | 0  | 0  | 0  | 0  |  |  |
| Matt DeMarchi   | FR D   | 32  | 0       | 4       | 4       | 0.12 | 0.00     | 35/ 70     | 0    | 0       | 0       | 0    | 0        | 25  | 0   | 3    | 3    | 0.12     | 0.00 | 24/ 48  | 0   | 0  | 0  | 0  | 0  |  |  |
| Mark Nenovich   | SO D   | 23  | 1       | 2       | 3       | 0.13 | 0.04     | 10/ 20     | 0    | 0       | 0       | 0    | 0        | 19  | 0   | 1    | 1    | 0.05     | 0.00 | 8/ 16   | 0   | 0  | 0  | 0  | 0  |  |  |
| Rico Pagel  | SR F   | 16  | 0       | 2       | 2       | 0.12 | 0.00     | 3/ 6       | 0    | 0       | 0       | 0    | 0        | 13  | 0   | 1    | 1    | 0.08     | 0.00 | 1/ 2    | 0   | 0  | 0  | 0  | 0  |  |  |
| Mike Lyons  | SR D   | 24  | 0       | 2       | 2       | 0.08 | 0.00     | 14/ 28     | 0    | 0       | 0       | 0    | 0        | 17  | 0   | 2    | 2    | 0.12     | 0.00 | 11/ 22  | 0   | 0  | 0  | 0  | 0  |  |  |
| Ryan Trebil   | SR D   | 8   | 0       | 1       | 1       | 0.12 | 0.00     | 7/ 22      | 0    | 0       | 0       | 0    | 0        | 5   | 0   | 0    | 0    | 0.00     | 0.00 | 6/ 20   | 0   | 0  | 0  | 0  | 0  |  |  |
| Erik Young  | FR G   | 2   | 0       | 0       | 0       | 0.00 | 0.00     |            | 0    | 0       | 0       | 0    | 0        | 2   | 0   | 0    | 0    | 0.00     | 0.00 |         | 0   | 0  | 0  | 0  | 0  |  |  |
| Pete Samargia   | FR G   | 3   | 0       | 0       | 0       | 0.00 | 0.00     |            | 0    | 0       | 0       | 0    | 0        | 1   | 0   | 0    | 0    | 0.00     | 0.00 |         | 0   | 0  | 0  | 0  | 0  |  |  |
| Adam Hauser   | SO G   | 31  | 0       | 0       | 0       | 0.00 | 0.00     | 1/ 2       | 0    | 0       | 0       | 0    | 0        | 24  | 0   | 0    | 0    | 0.00     | 0.00 | 1/ 2    | 0   | 0  | 0  | 0  | 0  |  |  |
| Bench   |        |   |         |         |         |      |          | 5/ 10      |      |         |         |      |          |     |   |      |      |          |      | 2/ 4    |     |    |    |    |    |  |  |
| Minnesota   |        | 34  | 125     | 189     | 314     | 9.24 | 3.68     | 269/584    | 48   | 8       | 17      | 0    | 4        | 26  | 92  | 141  | 233  | 8.96     | 3.54 | 194/434 | 36  | 5  | 13 | 0  | 4  |  |  |
| Opponents   |        | 34  | 105     | 162     | 267     | 7.85 | 3.09     | 277/630    | 25   | 4       | 15      | 2    | 3        | 26  | 75  | 118  | 193  | 7.42     | 2.88 | 204/476 | 14  | 2  | 11 | 2  | 1  |  |  |
| Goaltending   |        | GP  | Minutes | GA      | Savs    | Sav% | GAA      | Record     | Win% | ST      | SO      | GP   | Minutes  | GA  | Savs  | Sav% | GAA  | Record   | Win% | ST      | SO  |    |    |    |    |  |  |
| Adam Hauser   | SO     | 31  | 1839:09 | 87      | 912     | .913 | 2.84     | 17-12- 2   | .581 | 31      | 1       | 24   | 1451:47  | 66  | 706   | .915 | 2.73 | 13- 9- 2 | .583 | 24      | 1   |    |    |    |    |  |  |
| Erik Young  | FR     | 2   | 118:39  | 8       | 57      | .877 | 4.05     | 0- 2- 0    | .000 | 2       | 0       | 2    | 118:39   | 8   | 57  | .877 | 4.05 | 0- 2- 0  | .000 | 2       | 0   |    |    |    |    |  |  |
| Pete Samargia   | FR     | 3   | 104:17  | 7       | 30      | .811 | 4.03     | 0- 1- 0    | .000 | 1       | 0       | 1    | 10:28    | 0   | 5   | 1.00 | 0.00 | 0- 0- 0  | ---  | 0       | 0   |    |    |    |    |  |  |
| Open Net  |        | 8   | 5:24    | 3       |         |      |          |            |      |         |         | 5    | 3:22     | 1   |   |      |      |          |      |         |     |    |    |    |    |  |  |
| Minnesota   |        | 34  | 2067:29 | 105     | 999     | .905 | 3.05     | 17-15- 2   | .529 | 34      | 1       | 26   | 1584:16  | 75  | 768   | .911 | 2.84 | 13-11- 2 | .538 | 26      | 1   |    |    |    |    |  |  |
| Opponents   |        | 34  | 2067:29 | 125     | 896     | .878 | 3.63     | 15-17- 2   | .471 | 34      | 2       | 26   | 1584:16  | 92  | 687   | .882 | 3.48 | 11-13- 2 | .462 | 26      | 2   |    |    |    |    |  |  |
| Special Teams   |        | Power Play                                | SHA     | Penalty | Kill    | SHF  | Combined | Power Play | SHA  | Penalty | Kill    | SHF  | Combined |     |   |      |      |          |      |         |     |    |    |    |    |  |  |
| Minnesota   |        | 48/179                                    | .268    | 4       | 148/173 | .855 | 8        | 36/129     | .279 | 2       | 106/120 | .883 | 5        |     |   |      |      |          |      |         |     |    |    |    |    |  |  |
| Opponents   |        | 25/173                                    | .145    | 8       | 131/179 | .732 | 4        | 14/120     | .117 | 5       | 93/129  | .721 | 2        |     |   |      |      |          |      |         |     |    |    |    |    |  |  |
| Scoring/Shots On Goal   |        | 1st                                       | 2nd     | 3rd     | OT      | TOT  | 1st      | 2nd        | 3rd  | OT      | SOG     | 1st  | 2nd      | 3rd | OT  | TOT  | 1st  | 2nd      | 3rd  | OT      | SOG |    |    |    |    |  |  |
| Minnesota   |        | 41  | 43      | 39      | 2       | 125  | 345      | 351        | 309  | 16      | 1021    | 28   | 33       | 30  | 1   | 92   | 268  | 271      | 226  | 14      | 779 |    |    |    |    |  |  |
| Opponents   |        | 28  | 40      | 34      | 3       | 105  | 360      | 388        | 339  | 17      | 1104    | 23   | 27       | 22  | 3   | 75   | 266  | 297      | 264  | 16      | 843 |    |    |    |    |  |  |
| Difference  |        | +13                                       | +3      | +5      | -1      | +20  | -15      | -37        | -30  | -1      | -83     | +5   | +6       | +8  | -2  | +17  | +2   | -26      | -38  | -2      | -64 |    |    |    |    |  |  |
| Streaks   Overall   Conf   Site H:17 9- 6- 2 A:17 8- 9- 0 N: 0 0- 0- 0   Site H:13 6- 5- 2 A:13 7- 6- 0 N: 0 0- 0- 0            |        |   |         |         |         |      |          |            |      |         |         |      |          |     |   |      |      |          |      |         |     |    |    |    |    |  |  |
| W/L   0- 2   0- 2   End1 +:15 10- 4- 1 -: 7 2- 5- 0 E:12 5- 6- 1   End1 +:10 6- 3- 1 -: 6 2- 4- 0 E:10 5- 4- 1                  |        |   |         |         |         |      |          |            |      |         |         |      |          |     |   |      |      |          |      |         |     |    |    |    |    |  |  |
| WT/LT   0- 2- 0   0- 2- 0   End2 +:18 16- 0- 2 -:12 0-12- 0 E: 4 1- 3- 0   End2 +:14 12- 0- 2 -: 9 0- 9- 0 E: 3 1- 2- 0         |        |   |         |         |         |      |          |            |      |         |         |      |          |     |   |      |      |          |      |         |     |    |    |    |    |  |  |
| Last 5   2- 3- 0   2- 3- 0   Scoring 1st:20 12- 6- 2 Scored on 1st:14 5- 9- 0   Scoring 1st:15 9- 4- 2 Scored on 1st:11 4- 7- 0 |        |   |         |         |         |      |          |            |      |         |         |      |          |     |   |      |      |          |      |         |     |    |    |    |    |  |  |
| Last 10   6- 4- 0   6- 4- 0   Min. Leading   Min. Trailing   Minutes Even   Min. Leading   Min. Trailing   Minutes Even         |        |   |         |         |         |      |          |            |      |         |         |      |          |     |   |      |      |          |      |         |     |    |    |    |    |  |  |
| Last 15   10- 5- 0   9- 5- 1   830:20 40.2%   545:13 26.4%   691:56 33.5%   587:56 37.1%   407:56 25.7%   588:24 37.1%          |        |   |         |         |         |      |          |            |      |         |         |      |          |     |   |      |      |          |      |         |     |    |    |    |    |  |  |
| Last 20   12- 7- 1   12- 7- 1   |        |   |         |         |         |      |          |            |      |         |         |      |          |     |   |      |      |          |      |         |     |    |    |    |    |  |  |



# GOLDEN GOPHER HOCKEY

University of Minnesota  
Men's Media Relations

Phone: (612) 625-4090

Fax: (612) 625-0359

Website: www.gophersports.com

Contact: Brad Ruitter

Phone: (612) 625-4389

E-Mail: ruite001@gold.tc.umn.edu

**WEEKLY RELEASE**  
March 6, 2000

## LAST WEEKEND

**The Golden Gophers** were swept in a home-and-home series with St. Cloud State, losing 5-0 at Mariucci Arena Friday night before dropping a 4-3 overtime decision on Saturday evening.

**The Tigers** split a weekend series with WCHA regular-season champion Wisconsin, winning 5-4 Friday before the Badgers rebounded for a 2-1 win on Saturday.

## MEDIA INFORMATION

**TV: Both games live** on Midwest Sports Channel/Frank Mazzocco-play-by-play; Tom Reid-color

**RADIO: Both games live** on KSTP-AM/Dan Terhaar-play-by-play; Glen Sonmor-color

**INTERVIEWS:** The coaching staff and players are available for interviews on **WEDNESDAYS** by request through the media relations office. **During the second half of the season, the men's team will have ice time between 4:00 - 6:30 for practice. Interview times on Wednesdays are from 2:45 - 3:30 and after practice (6:30).** The Golden Gopher locker room is CLOSED to the media at all times. Postgame interviews should be done outside the locker room after a 10 minute cooling off period.

**Minnesota (17-17-2, 13-13-2) @ Colorado College (18-16-3, 14-11-3)**  
**World Arena • Colorado Springs, Colo.**  
**Friday, March 10 • 8:35 p.m. (CST)**  
**Saturday, March 11 • 8:05 p.m. (CST)**  
**Sunday, March 12 (if necessary) • 8:05 p.m. (CST)**

**All-Time Series vs. Tigers:** Minnesota leads 137-71-6

**This Season vs. Tigers:** Colorado College blanked the Golden Gophers in game one at Colorado Springs, Colo., in early November (3-0), before senior F **Nate Miller (Anoka, Minn.)** netted both Minnesota goals in a 2-1 win at World Arena in game two. The Golden Gophers pieced together one of their better games of the season in a 6-2 win on Feb. 11, only to see the Tigers return the favor with a 5-1 win the next night at Mariucci Arena • Minnesota was 3-for-17 (.176) on the power play in the four games, with Colorado College 2-for-20 (.100) with the man advantage • the team that scored first won all four games

**Series Notes:** The Tigers have won 11 of the last 13 meetings in the series • Minnesota has won the season series from Colorado College only one time in the last seven seasons (1996-97, 2-1-1) - the season series is tied at 2-2-0 heading into this weekend's series • the Tigers have outscored the Golden Gophers 19-8 in the first period of the last 10 games • Minnesota is 1-5-1 in seven games at World Arena, including a 3-3 tie against Denver on Jan. 9, 1999

| TEAM COMPARISONS    | Colorado College | Minnesota      |
|---------------------|------------------|----------------|
| Power Play          | 36/183 (.197)    | 50/192 (.260)  |
| League Power Play   | 23/134 (.172)    | 38/142 (.268)  |
| Penalty Kill        | 132/154 (.857)   | 155/183 (.847) |
| League Penalty Kill | 101/116 (.871)   | 113/130 (.869) |
| Last 10 Games       | 4-4-2            | 5-5-0          |
| Home                | 10-8-1           | 9-7-2          |
| Road                | 7-7-2            | 8-10-0         |
| Goals/Game          | 3.30             | 3.56           |
| Goals Allowed/Game  | 2.57             | 3.17           |
| Penalties/Game      | 6.65             | 7.86           |
| Shots On Goal/Game  | 33.35            | 29.94          |

## Career Scoring vs. Colorado College

| Player (games)       | G-A--Pts | Notes                           |
|----------------------|----------|---------------------------------|
| Dave Spehar (16)     | 4-7--11  | GWG in 3-0 win on 2/22/97       |
| Erik Westrum (13)    | 2-5--7   | 3a in 3/20/99 Final Five loss   |
| Aaron Miskovich (11) | 4-2--6   | 2-2-4 in win on 2/11/00         |
| John Pohl (9)        | 2-2--4   | Goal in Final Five game last yr |
| Erik Wendell (7)     | 1-3--4   | SHG on 2/27/98                  |
| Nate Miller (17)     | 3-0--3   | First career goal on 10/18/96   |
| Jordan Leopold (9)   | 0-3--3   | 2a in 3/20/99 Final Five loss   |
| Rico Pagel (13)      | 1-1--2   | Goal in loss on 2/28/98         |
| Stuart Senden (11)   | 1-1--2   | Opened scoring in 11/6/98 loss  |
| Matt Leimbek (9)     | 1-1--2   | Only MN goal on 2/6/99          |
| Pat O'Leary (5)      | 1-1--2   | First career GWG on 2/11/00     |
| Jeff Taffe (4)       | 1-1--2   | Assist on PPG on 11/5/99        |
| Mike Lyons (16)      | 0-2--2   | Assist on goal on 11/22/98      |
| Nick Anthony (2)     | 1-0--1   | MN only goal on 2/12/00         |
| Dylan Mills (12)     | 0-1--1   | Assist on goal on 2/5/99        |
| Ben Tharp (2)        | 0-1--1   | Assist on GWG on 11/5/99        |
| Matt DeMarchi (4)    | 0-1--1   | Assist on goal in 2/11/00 win   |

## SCHEDULE/RESULTS

|             |                     |                                 |
|-------------|---------------------|---------------------------------|
| Oct. 16     | #@Maine             | L5-3                            |
| Oct. 17     | #@Maine             | L5-4                            |
| Oct. 22     | NORTH DAKOTA        | T2-2 (ot)                       |
| Oct. 23     | NORTH DAKOTA        | L3-2                            |
| Oct. 29     | #BOSTON COLL        | W6-5 (ot)                       |
| Oct. 30     | #BOSTON COLL        | L4-1                            |
| Nov. 5      | @ Colorado College  | L3-0                            |
| Nov. 6      | @ Colorado College  | W2-1                            |
| Nov. 12     | @ Wisconsin         | L4-3                            |
| Nov. 13     | @ Wisconsin         | L5-4 (ot)                       |
| Nov. 19     | MINN-DULUTH         | W5-3                            |
| Nov. 20     | MINN-DULUTH         | W4-0                            |
| Nov. 26     | #@ Michigan         | W6-1                            |
| Nov. 27     | #@ Michigan State   | L6-2                            |
| Dec. 3      | @ Alaska-Anch.      | L5-2                            |
| Dec. 4      | @ Alaska-Anch.      | W3-1                            |
| Dec. 10     | @ St. Cloud State   | L4-3 (ot)                       |
| Dec. 11     | ST. CLOUD STATE     | T2-2 (ot)                       |
| Dec. 15     | *VALERENGA          | L7-5                            |
| Dec. 29     | #HARVARD            | W5-2                            |
| Dec. 30     | #NORTHWESTERN MICH. | W6-2                            |
| Jan. 14     | DENVER              | W7-6 (ot)                       |
| Jan. 15     | DENVER              | W7-3                            |
| Jan. 21     | @ North Dakota      | L1-0                            |
| Jan. 22     | @ North Dakota      | W5-2                            |
| Jan. 28     | MSU MANKATO         | W3-2                            |
| Jan. 29     | MSU MANKATO         | L6-5 (ot)                       |
| Feb. 4      | @ Minn-Duluth       | W3-2                            |
| Feb. 5      | @ Minn-Duluth       | W4-1                            |
| Feb. 11     | COLORADO COLL       | W6-2                            |
| Feb. 12     | COLORADO COLL       | L5-1                            |
| Feb. 18     | @ Michigan Tech     | W9-2                            |
| Feb. 19     | @ Michigan Tech     | W4-1                            |
| Feb. 25     | WISCONSIN           | L4-2                            |
| Feb. 26     | WISCONSIN           | L5-4                            |
| March 3     | ST. CLOUD STATE     | L5-0                            |
| March 4     | @ St. Cloud State   | L4-3 (ot)                       |
| March 10    | @ Colorado Col.     | 8:35 p.m.                       |
| March 11    | @ Colorado Col.     | 8:05 p.m.                       |
| March 12    | @ Colorado Col.     | 8:05 p.m.                       |
| March 16-18 | WCHA FINAL FIVE     | (@ Target Center, Minneapolis)  |
| March 24-26 | NCAA REGIONALS      | (@ Mariucci Arena, Minneapolis) |
|             |                     | (@ Pepsi Arena, Albany, N.Y.)   |
| April 6     | NCAA SEMIFINALS     | (@ Providence, R.I.)            |
| April 8     | NCAA CHAMPIONSHIP   | (@ Providence, R.I.)            |

\*-exhibition game

#-nonconference game

all game times are Central

game times are subject to change

## News & Notes

### 1999-2000 RECORD WHEN

|                                      |         |
|--------------------------------------|---------|
| Overall Record                       | 17-17-2 |
| WCHA Record                          | 13-13-2 |
| Home Record                          | 9-7-2   |
| Road Record                          | 8-10-0  |
| Neutral Site Record                  | 0-0-0   |
| Last 20 Games                        | 11-8-1  |
| Last 10 Games                        | 5-5-0   |
| Last 5 Games                         | 1-4-0   |
| Scoring A Power-Play Goal            | 15-11-1 |
| Not Scoring A Power-Play Goal        | 2-6-1   |
| Allowing A Power-Play Goal           | 9-11-2  |
| Not Allowing A Power-Play Goal       | 8-6-0   |
| Scoring A Short-Handed Goal          | 6-2-0   |
| Allowing A Short-Handed Goal         | 1-3-0   |
| 10 Or More Penalties                 | 7-4-0   |
| Fewer Than 10 Penalties              | 10-13-2 |
| More Penalties Than Opponent         | 8-5-0   |
| Fewer Penalties Than Opponent        | 7-9-2   |
| Same Amount Of Penalties             | 2-3-0   |
| In One-Goal Games                    | 5-9-0   |
| In Two-Goal Games                    | 2-2-0   |
| In Three-Goal or More Games          | 10-6-0  |
| In Overtime Games                    | 2-4-2   |
| Scoring 4 or More Goals              | 13-4-0  |
| Scoring 3 or Fewer Goals             | 4-13-2  |
| Scoring 3 or More Goals              | 16-8-0  |
| Scoring 2 or Fewer Goals             | 1-9-2   |
| Allowing 4 or More Goals             | 2-14-0  |
| Allowing 3 or Fewer Goals            | 15-3-2  |
| Scoring First Goal Of Game           | 12-6-2  |
| Opponents Score First                | 5-11-0  |
| Leading After One Period             | 10-4-1  |
| Trailing After One Period            | 2-7-0   |
| Tied After One Period                | 5-6-1   |
| Scoring First Goal Of Second Period  | 15-5-1  |
| Leading After Two Periods            | 16-0-2  |
| Trailing After Two Periods           | 0-14-0  |
| Tied After Two Periods               | 1-3-0   |
| Scoring First Goal Of Third Period   | 11-8-0  |
| Having 10-19 Shots On Goal           | 1-1-0   |
| Having 20-29 Shots On Goal           | 7-10-0  |
| Having 30-39 Shots On Goal           | 8-6-2   |
| Having 40 or More Shots On Goal      | 1-0-0   |
| Allowing Fewer Than 10 Shots On Goal | 0-0-0   |
| Allowing 10-19 Shots On Goal         | 1-1-0   |
| Allowing 20-29 Shots On Goal         | 5-4-0   |
| Allowing 30-39 Shots On Goal         | 7-12-0  |
| Allowing 40 or More Shots On Goal    | 4-0-2   |
| Outshooting Opponent                 | 7-6-0   |
| Opponent Outshoots Minnesota         | 8-11-2  |
| Shots Are Even                       | 2-0-0   |
| October                              | 1-4-1   |
| November                             | 4-4-0   |
| December                             | 3-2-1   |
| January                              | 4-2-0   |
| February                             | 5-3-0   |
| March                                | 0-2-0   |
| Wednesdays                           | 1-0-0   |
| Thursdays                            | 1-0-0   |
| Fridays                              | 8-7-1   |
| Saturdays                            | 7-9-1   |
| Sundays                              | 0-1-0   |
| Series Record                        | 4-6-7   |
| Games Following A Win                | 9-8-0   |
| Games Following A Loss               | 7-7-2   |
| Games Following A Tie                | 1-1-0   |

**The Coaches:** Minnesota Head Coach **Don Lucia** is in his first season with the Golden Gophers. Lucia, who has compiled a record of 296-172-30 (.624) in 13 seasons overall as a head coach, led Colorado College to the NCAA Tournament in each of the last four seasons. Lucia was 166-68-18 (.694) in six seasons with the Tigers, and is 132-62-18 (.665) in WCHA games. Lucia has a career record of 2-4-0 vs. the Tigers. Colorado College Head Coach **Scott Owens** is in his first season at the helm of the Tigers' program, with a record of 18-16-3 (.527).

**Coach Lucia On The Air:** Coach Lucia's regular weekly media appearances are as follows: KSTP-AM (1500) - Thursday mornings (7:45) with Barbara Carlson, Saturday mornings (11:50) with Joe Southeray, and the pre-game and post-game shows before and following games; WCCO-AM (830) - Friday mornings with Dave Lee, and Friday evenings (6:40) with Mike Max; MSC - The Don Lucia Show which airs one hour before each MSC telecast

**Lucia To Coach In #500:** Don Lucia will coach in his 500th career game when he steps behind the bench for game two of this weekend's playoff series at Colorado College.

**Postseason History vs. Colorado College:** Minnesota has played Colorado College a total of 19 times in the postseason with the Golden Gophers owning a 15-3-1 advantage (tie was during seasons of the two-game, total-goal series format). The majority of the games have been in the WCHA first round, with the Golden Gophers holding a 14-1-1 advantage. Colorado College has won both meetings at the WCHA Final Five, with Minnesota winning the only NCAA tournament contest. The last time the two teams met in the first round, during the 1989-90 season, Minnesota won by scores of 9-3 and 9-2. The two programs have never met in a first-round series in Colorado Springs, Colo.

**Unfamiliar Territory:** Minnesota has opened the postseason at home in 22 of the last 24 seasons - the only other time since 1976-77 that the Golden Gophers have started the playoffs away from Minneapolis was the 1997-98 season, when Minnesota-Duluth took two-of-three games from Minnesota at the DECC in Duluth.

**Power Outage:** The Golden Gophers' power play unit, which led the WCHA and the nation entering last weekend's games, has scored on only 4-for-25 (.160) opportunities the last two weekends.

**Key To Success:** Minnesota is 34-for-88 (.386) with the man advantage in its 17 wins and just 16-for-104 (.154) in its 17 losses and two ties.

**Firsts:** Minnesota's 5-0 loss at the hands of St. Cloud State on Friday night marked the first time a WCHA team had blanked the Golden Gophers in the seven-year history of the new Mariucci Arena - the Golden Gophers are in the midst of their first four-game losing streak this season.

**Specialty Team Specialists:** The Golden Gophers have outnumbered their opponents 72-42 in all non-five-on-five situations this season, but have been outscored 72-56 in full strength occasions.

**Unlucky Bounces:** With Saturday's overtime loss to St. Cloud State, the Golden Gophers have now lost five league contests this season on the last shot of a game. Minnesota is 1-4-2 in seven overtime games against WCHA opponents this season, with the other last second loss coming at Wisconsin on Nov. 12, and three of the losses coming on the road (two at St. Cloud State, one at Wisconsin).

**The Luck Of The Draw:** Each WCHA team plays four games per season against five teams, and two games per season against the four remaining squads. Minnesota played 22 of its 28 conference games this season against the top five teams in the WCHA, while playing three of the four teams below them in the standings only two games each (Michigan Tech, Alaska Anchorage, Denver).

**Senior Streak Ends:** Minnesota had been unbeaten in its last 15 straight "senior nights" (14-0-1) until the 5-0 loss to St. Cloud State Friday night at Mariucci Arena.

## THE LAST TIME IT HAPPENED

### Minnesota Swept A Road Series:

February 18-19, 2000 @ Michigan Tech (9-2, 4-1)

### Minnesota Was Swept In A Road Series:

November 12-13, 1999 @ Wisconsin (4-3, 5-4 ot)

### Minnesota Swept A Home Series:

January 14-15, 2000 vs. Denver (7-6, ot; 7-3)

### Minnesota Was Swept In A Home Series:

February 25-26, 2000 vs. Wisconsin (4-2, 5-4)

**Minnesota Shut Out An Opponent:** November 20, 1999 vs. Minnesota-Duluth (Adam Hauser, 4-0)

**An Opponent Shut Out Minnesota:** March 3, 2000 vs. St. Cloud State (Scott Meyer, 5-0)

### Minnesota Player Scored A Hat Trick:

February 18, 2000 at Michigan Tech (Dave Spehar, 9-2 Minnesota win)

### Minnesota Player Scored A Pure Hat Trick:

February 26, 1999 @ Minnesota-Duluth (Wyatt Smith, 4-1 Minnesota win)

**An Opponent Scored A Hat Trick:** January 22, 1999 @ North Dakota (Jeff Panzer, four goals, 5-4, Minnesota loss)

### Minnesota Player Scored Four Goals In A

**Game:** February 27, 1999 @ Minnesota-Duluth (Reggie Berg, 10-7 Minnesota win)

### Minnesota Won When Trailing After Two Periods:

March 14, 1997 vs. St. Cloud State at WCHA Final Five (5-4 Minnesota overtime win/trailing 4-3 heading into third period)

### Minnesota Had 50 or More Shots On Goal In A

**Game:** February 27, 1999 @ Minnesota-Duluth (54 shots, 10-7 Minnesota win)

### Opponent Had 50 or More Shots On Goal In A

**Game:** January 31, 1997 @ North Dakota (51 shots, 6-4 Minnesota loss)

### Minnesota Player Scored A Shorthanded Goal:

February 17, 2000 vs. Colorado College (Aaron Miskovich, third period, 6-2 Minnesota win)

### Minnesota Won In Overtime:

January 14, 2000 vs. Denver (7-6)

### Minnesota Lost In Overtime:

March 4, 2000 @ St. Cloud State (4-3)

### Minnesota Tied In Overtime:

December 11, 1999 vs. St. Cloud State (2-2)

### Minnesota Scored 10 Goals Or More In A

**Game:** February 27, 1999 @ Minnesota-Duluth (10-7 Minnesota win)

### Opponent Scored 10 Goals Or More In A

**Game:** January 30, 1993 @ Michigan Tech (10-2 Minnesota loss)

## First Round History

Minnesota has a 49-15-2 (.758) record in WCHA first-round playoff games, and is 23-3-0 (.885) in first round games since the current Final Four/Five format was adopted in 1987-88 • fifth-seeded teams have defeated sixth-seeded teams in five of the last seven WCHA first-round playoff series • home teams have a 196-59-9 (.759) advantage in first-round playoff games, and have won 46 of 55 series since the current format

## Player Notes

**#1 Adam Hauser .....So., 6-3, 202 .....Bovey, Minn.**  
Questionable for this weekend's series against Colorado College while he recovers from mononucleosis • team is 17-12-2 in his 31 starts and 0-5-0 in his non-appearances • had started 67 of the team's last 68 games in net before giving way to freshman Erik Young in the Feb. 25 game against Wisconsin

**#3 Jordan Leopold .....So., 6-1, 208 .....Robbinsdale, Minn.**  
Tied a career high with three assists in Saturday night's overtime loss to St. Cloud State • tied for third on the team with 16 assists • second on the team with 12 shots on goal in four games against Colorado College this season

**#4 Dylan Mills .....Jr., 5-11, 202 .....Duluth, Minn.**  
Five of his seven multiple-point games this season have been on the road • tied for first in the WCHA in defenseman scoring in league games and second in all games • six of his eight goals have come in the first period • second on the team with 11 road assists

**#7 Erik Westrum .....Jr., 6-0, 195 .....Apple Valley, Minn.**  
Assisted on Minnesota's third goal in Saturday night's loss to SCSU • has 27-39-66 in his last 54 games • leads the team with 22 goals - second on the team with 43 points (22 goals, 21 assists) • has scored 14 of his 22 goals on the road • has just two assists in the team's last three losses • tied for seventh in the WCHA in scoring (all games) • tied for third in the league in goal scoring (all games, 22) • second in the WCHA in power play points (22) in all games • has 22 career multiple-point games, including seven since Christmas • has scored at least one point in 24 of his last 26 games

**#9 John Pohl .....So., 6-1, 186 .....Red Wing, Minn.**  
Team's leading scorer has been held to just 1-2-3 during the squad's current four-game losing skid • has 15-28-43 in his last 29 games • tied for third in the WCHA in scoring (all games) and tied for second place in league games only (14-26-40) • tied for seventh in the league in goal scoring (league games only, 14) • has scored a point in 24 of his last 28 games • first in the WCHA in power-play points in all games (9-16-25) • tied for first in the league with nine power-play goals • his total of 22 power-play points in WCHA games equals or is greater than the total number power-play goals scored by four TEAMS in the league • has posted three or more points in a game six times this season • has 1-2-3 in four games against Colorado College this season • leads team with 6-18-24 in 18 road games

**#13 Nate Miller .....Sr., 6-3, 200 .....Anoka, Minn.**  
Has played in 134 consecutive games (streak dates back to his freshman season) • fourth on the team in scoring (13-16-29) after a pair of power-play goals in Saturday's loss to SCSU • all three of his two-goal games have been on the road this season • has nine of his 13 goals this season on the road

**#22 Jeff Taffe .....Fr., 6-3, 176 .....Hastings, Minn.**  
Has scored a goal in six of the last seven weekends, and has 7-5-12 in his last 13 games

**#27 Aaron Miskovich .....Jr., 6-0, 190 .....Grand Rapids, Minn.**  
Has been held without a point during the team's four-game losing streak after a stretch of 5-5-10 in the team's previous six games (5-1-0) • has 11-11-22 in 18 games since Christmas • team is unbeaten in his seven multiple-point games this season (7-0-0)

**#30 Erik Young .....Fr., 6-0, 191 .....White Bear Lake, Minn.**  
Started last Friday's 5-0 loss to St. Cloud State • has stopped 63 of 74 shots in his three games played

**#34 Pete Samargia .....Fr., 6-2, 185 .....Eveleth, Minn.**  
Started last Saturday's 4-3 overtime loss to SCSU after playing the final two periods of Friday's setback • stopped 51 of 57 shots he faced last weekend against the Huskies



# Final WCHA Standings/Playoff Schedule

## CAREER GOALS - CURRENT PLAYERS

|                 |    |
|-----------------|----|
| Dave Spehar     | 60 |
| Erik Westrum    | 37 |
| Nate Miller     | 32 |
| Aaron Miskovich | 29 |
| John Pohl       | 24 |
| Rico Pagel      | 17 |
| Stuart Senden   | 15 |
| Jordan Leopold  | 11 |
| Dylan Mills     | 11 |
| Erik Wendell    | 10 |
| Jeff Taffe      | 9  |
| Pat O'Leary     | 6  |
| Matt Leimbek    | 5  |
| Doug Meyer      | 5  |
| Dan Welch       | 5  |
| Nick Anthony    | 4  |
| Nick Angell     | 4  |
| Mike Lyons      | 3  |
| Ryan Trebil     | 3  |
| Mark Nenovich   | 1  |

## CAREER ASSISTS - CURRENT PLAYERS

|                 |    |
|-----------------|----|
| Dave Spehar     | 67 |
| Erik Westrum    | 60 |
| John Pohl       | 43 |
| Nate Miller     | 39 |
| Dylan Mills     | 38 |
| Aaron Miskovich | 35 |
| Jordan Leopold  | 32 |
| Rico Pagel      | 29 |
| Mike Lyons      | 23 |
| Matt Leimbek    | 17 |
| Nick Angell     | 14 |
| Stuart Senden   | 13 |
| Ben Tharp       | 11 |
| Jeff Taffe      | 10 |
| Erik Wendell    | 9  |
| Doug Meyer      | 7  |
| Ryan Trebil     | 6  |
| Dan Welch       | 5  |
| Nick Anthony    | 4  |
| Matt DeMarchi   | 4  |
| Mark Nenovich   | 2  |
| Pat O'Leary     | 2  |

## CAREER POINTS - CURRENT PLAYERS

|                 |     |
|-----------------|-----|
| Dave Spehar     | 127 |
| Erik Westrum    | 97  |
| Nate Miller     | 71  |
| John Pohl       | 67  |
| Aaron Miskovich | 64  |
| Dylan Mills     | 49  |
| Rico Pagel      | 46  |
| Jordan Leopold  | 43  |
| Stuart Senden   | 28  |
| Mike Lyons      | 26  |
| Matt Leimbek    | 22  |
| Jeff Taffe      | 19  |
| Erik Wendell    | 19  |
| Nick Angell     | 18  |
| Doug Meyer      | 12  |
| Ben Tharp       | 11  |
| Dan Welch       | 10  |
| Pat O'Leary     | 9   |
| Ryan Trebil     | 9   |
| Nick Anthony    | 8   |
| Matt DeMarchi   | 4   |
| Mark Nenovich   | 3   |

## CAREER GAMES - CURRENT PLAYERS

|                 |     |
|-----------------|-----|
| Nate Miller     | 158 |
| Dave Spehar     | 155 |
| Mike Lyons      | 137 |
| Rico Pagel      | 117 |
| Erik Westrum    | 115 |
| Dylan Mills     | 113 |
| Aaron Miskovich | 106 |
| Stuart Senden   | 101 |
| Matt Leimbek    | 88  |
| Ryan Trebil     | 78  |
| John Pohl       | 78  |
| Jordan Leopold  | 73  |
| Adam Hauser     | 71  |
| Nick Angell     | 70  |
| Erik Wendell    | 70  |
| Doug Meyer      | 61  |
| Pat O'Leary     | 38  |
| Mark Nenovich   | 38  |
| Matt DeMarchi   | 34  |
| Jeff Taffe      | 34  |
| Dan Welch       | 31  |
| Nick Anthony    | 29  |
| Ben Tharp       | 27  |
| Pete Samargia   | 5   |
| Erik Young      | 3   |

| Team (overall record, win %)     | GP | W  | L  | T | Pts | GF  | GA  | GDif |
|----------------------------------|----|----|----|---|-----|-----|-----|------|
| Wisconsin (28-7-1, .792)         | 28 | 23 | 5  | 0 | 46  | 112 | 70  | +52  |
| North Dakota (24-7-5, .736)      | 28 | 17 | 6  | 5 | 39  | 113 | 61  | +52  |
| St. Cloud State (20-11-3, .632)  | 28 | 16 | 9  | 3 | 35  | 105 | 66  | +39  |
| MSU, Mankato (19-13-4, .583)     | 28 | 15 | 10 | 3 | 33  | 90  | 82  | +8   |
| Colorado College (18-16-3, .527) | 28 | 14 | 11 | 3 | 31  | 88  | 69  | +19  |
| Minnesota (17-17-2, .500)        | 28 | 13 | 13 | 2 | 28  | 95  | 84  | +11  |
| Alaska Anchorage (15-16-3, .485) | 28 | 11 | 14 | 3 | 25  | 65  | 87  | -22  |
| Minnesota-Duluth (14-20-6, .412) | 28 | 10 | 18 | 0 | 20  | 59  | 114 | -55  |
| Denver (15-21-2, .421)           | 28 | 9  | 18 | 1 | 19  | 92  | 97  | -5   |
| Michigan Tech (4-32-0, .111)     | 28 | 2  | 26 | 0 | 4   | 47  | 136 | -89  |

### This Weekend's Series (all best-of-three, Friday through Sunday series)

Michigan Tech @ Wisconsin  
 Denver @ North Dakota  
 Minnesota-Duluth @ St. Cloud State  
 Alaska Anchorage @ MSU, Mankato  
 Minnesota @ Colorado College

## Season Highs/Lows

### Team

|   |   |
|---|---|
| <b>MOST GOALS/GAME</b>                    | (9) 2/18 @ Michigan Tech                                      |
| <b>LEAST GOALS/GAME</b>                   | (0) three times, last 3/3 vs. St. Cloud State                 |
| <b>MOST ASSISTS/GAME</b>                  | (17) 2/18 @ Michigan Tech                                     |
| <b>LEAST ASSISTS/GAME</b>                 | (0) three times, last 3/3 vs. St. Cloud State                 |
| <b>MOST GOALS AGAINST/GAME</b>            | (6) three times, last 1/29 vs. MSU, Mankato                   |
| <b>LEAST GOALS AGAINST/GAME</b>           | (0) 11/20 vs. Minnesota-Duluth                                |
| <b>MOST ASSISTS AGAINST/GAME</b>          | (10) two times, last 1/29 vs. MSU, Mankato                    |
| <b>LEAST ASSISTS AGAINST/GAME</b>         | (0) 11/20 vs. Minnesota-Duluth                                |
| <b>MOST GOALS/PERIOD</b>                  | (5) two times, last 2/18 @ Michigan Tech - second period      |
| <b>MOST GOALS AGAINST/PERIOD</b>          | (3) nine times, last 3/3 vs. SCSU - first period              |
| <b>MOST POWER PLAY GOALS/GAME</b>         | (4) 2/18 @ Michigan Tech                                      |
| <b>MOST POWER PLAY GOALS ALLOWED/GAME</b> | (3) 11/27 @ Michigan State                                    |
| <b>MOST SHOTS ON GOAL/GAME</b>            | (42) 11/19 vs. Minnesota-Duluth                               |
| <b>LEAST SHOTS ON GOAL/GAME</b>           | (17) 11/5 @ Colorado College                                  |
| <b>MOST SHOTS AGAINST/GAME</b>            | (47) 1/14 vs. Denver  |
| <b>LEAST SHOTS AGAINST/GAME</b>           | (18) 2/12 vs. Colorado College                                |
| <b>MOST SHOTS ON GOAL/PERIOD</b>          | (19) 12/10 @ St. Cloud State                                  |
| <b>MOST SHOTS AGAINST/PERIOD</b>          | (20) 10/22 vs. North Dakota                                   |
| <b>MOST PENALTIES/GAME</b>                | (14) two times, last 1/14 vs. Denver                          |
| <b>LEAST PENALTIES/GAME</b>               | (3) three times, last 1/21 @ North Dakota                     |
| <b>MOST PIM/GAME</b>                      | (39) 1/14 vs. Denver  |
| <b>LEAST PIM/GAME</b>                     | (6) three times, last 1/21 @ North Dakota                     |
| <b>MOST OPP. PENALTIES/GAME</b>           | (14) three times, last 2/18 @ Michigan Tech                   |
| <b>LEAST OPP. PENALTIES/GAME</b>          | (2) 11/12 @ Wisconsin   |
| <b>MOST OPP. PIM/GAME</b>                 | (36) two times, last 2/18 @ Michigan Tech                     |
| <b>LEAST OPP. PIM/GAME</b>                | (4) 11/12 @ Wisconsin   |
| <b>QUICKEST TWO GOALS</b>                 | (0:46) 10/29 vs. BC - first period (Taffe, Anthony)           |
| <b>QUICKEST THREE GOALS</b>               | (2:43) 11/26 @ Mich. - first period (Miller, Westrum, Senden) |

## Individual

|                           |  |
|---------------------------|--|
| <b>GOALS/GAME</b>         | (3) three times, last Dave Spehar, 2/18 @ Michigan Tech      |
| <b>GOALS/PERIOD</b>       | (2) five times, last Erik Westrum, 2/25 first period vs. WIS |
| <b>ASSISTS/GAME</b>       | (4) three times, last Jeff Taffe, 2/18 @ Michigan Tech       |
| <b>ASSISTS/PERIOD</b>     | (2) 19 times, last Jordan Leopold, 3/4 third period @ SCSU   |
| <b>POINTS/GAME</b>        | (4) seven times, last Jeff Taffe, 2/18 @ Michigan Tech       |
| <b>POINTS/PERIOD</b>      | (3) two times, last Dylan Mills, 1/29 first period vs. MSU   |
| <b>PENALTIES/GAME</b>     | (4) Erik Westrum, 1/14 vs. Denver                            |
| <b>PIM/GAME</b>           | (19) Erik Westrum, 1/14 vs. Denver                           |
| <b>SHOTS ON GOAL/GAME</b> | (10) Jordan Leopold, 11/20 vs. Minnesota-Duluth              |
| <b>SAVES/GAME</b>         | (44) Adam Hauser, 10/22 vs. North Dakota                     |

## Goals Breakdown

|                              | OPP | MN |
|------------------------------|-----|----|
| 5-on-5                       | 72  | 56 |
| 5-on-4                       | 24  | 44 |
| 6-on-5                       | 6   | 4  |
| 6-on-4                       | 1   | 1  |
| 4-on-5                       | 4   | 8  |
| 4-on-4                       | 4   | 8  |
| 5-on-3                       | 1   | 3  |
| 4-on-3                       | 2   | 4  |
| Power Play                   | 28  | 51 |
| Shorthanded                  | 4   | 8  |
| Empty Net                    | 3   | 4  |
| First Minute of Game         | 2   | 1  |
| First 2 Minutes of Game      | 4   | 1  |
| First 5 Minutes of Game      | 5   | 7  |
| First 10 Minutes of Game     | 12  | 20 |
| First Goal of Game           | 16  | 20 |
| First Minute of Period       | 3   | 3  |
| Last Minute of Period        | 14  | 10 |
| Last Minute of Game          | 12  | 6  |
| Last 5 Minutes of Game       | 17  | 11 |
| To Tie Game - Last 5 Minutes | 3   | 1  |
| To Win Game - Last 5 Minutes | 5   | 3  |
| October                      | 24  | 18 |
| November                     | 23  | 26 |
| December                     | 16  | 21 |
| January                      | 20  | 27 |
| February                     | 22  | 33 |
| March                        | 9   | 3  |
| Unassisted                   | 4   | 11 |
| One Assist                   | 46  | 38 |
| Two Assists                  | 64  | 79 |
| Home                         | 61  | 68 |
| Road                         | 53  | 60 |
| Neutral                      | 0   | 0  |
| Overtime                     | 4   | 2  |

### GOALS SCORED AFTER OPPONENTS' GOAL

|                       | OPP | MN |
|-----------------------|-----|----|
| Less Than One Minute  | 6   | 3  |
| One To Three Minutes  | 7   | 11 |
| Three To Five Minutes | 8   | 6  |

## Goals By Period

**First (42)** - Westrum (9), Mills (6), Pohl (5), Taffe (4), Miller (4), Miskovich (3), Leopold (2), O'Leary (2), Wendell (2), Welch, Anthony, Senden, Spehar, Leimbek

**Second (43)** - Pohl (7), Westrum (7), Miskovich (6), Spehar (6), Angell (3), Welch (3), Roed (2), Senden (2), Taffe (2), Meyer, Miller, Anthony, O'Leary, Mills

**Third (41)** - Miller (7), Westrum (6), Miskovich (5), Pohl (5), O'Leary (3), Senden (3), Taffe (3), Anthony (2), Mills, Roed, Leopold, Nenovich, Spehar, Wendell, Welch

**Overtime (2)** - Miller, Leopold

## Stats By Class

| Season        | G-A-Pts   | P/M    | Shots | PP | GW |
|---------------|-----------|--------|-------|----|----|
| Senior (5)    | 22-31-53  | 52/112 | 182   | 11 | 3  |
| Junior (5)    | 50-61-111 | 77/173 | 333   | 18 | 6  |
| Sophomore (7) | 35-62-97  | 72/144 | 299   | 16 | 5  |
| Freshman (6)  | 21-40-61  | 77/165 | 231   | 6  | 3  |

| Last Weekend  | G-A-Pts | P/M  | Shots | PP | GW |
|---------------|---------|------|-------|----|----|
| Senior (5)    | 2-0-2   | 4/8  | 12    | 2  | 0  |
| Junior (5)    | 0-1-1   | 4/8  | 17    | 0  | 0  |
| Sophomore (7) | 1-4-5   | 1/2  | 20    | 1  | 0  |
| Freshman (5)  | 0-0-0   | 5/10 | 8     | 0  | 0  |

## In The News

**Tickets On Sale For 2000 NCAA West Regional At Mariucci:** Ticket packages are now available for the 2000 NCAA West Hockey Regional games at Mariucci Arena from March 24-25. Tickets currently being sold include entry to all four games of the event, and are priced at \$50 for the contests which will decide half of the field for the 2000 NCAA Frozen Four in Providence, R.I. As of Feb. 17, about 2,000 seats remained for the event. Game times are 5 p.m. and 8:30 p.m. each evening. The 2000 NCAA East Hockey Regional is being held from March 25-26 at Albany, N.Y.

**Tickets On Sale For 2000 WCHA Final Five At Target Center:** One of college hockey's premier postseason tournaments - the annual NSP WCHA Final Five - returns to Target Center in Minneapolis from March 16-18, 2000. Five-game championship ticket packages are priced at \$76.25 per person. For more information on tickets, please call the Target Center at (612) 673-0900.

**Conference Stats Online:** The WCHA is part of a new college hockey statistical service available through the internet at [www.collegehockeystats.com](http://www.collegehockeystats.com). Information available includes complete team and individual statistics updated after each game, conference standings, team rosters, results and game summaries, and team schedules

## multiple-point games (season/career)

| Player (Games)         | Last Time                     | Record        |
|------------------------|-------------------------------|---------------|
| John Pohl (16/17)      | 3/4/00 @ SCSU (1g, 1a)        | 11-5-0/12-5-0 |
| Erik Westrum (12/22)   | 2/25/00 vs. WIS (2g)          | 7-5-0/9-11-2  |
| Nate Miller (9/13)     | 3/4/00 @ SCSU (2g)            | 5-4-0/8-5-0   |
| Dylan Mills (7/12)     | 2/19/00 @ MTU (2a)            | 4-3-0/9-3-0   |
| Aaron Miskovich (7/13) | 2/19/00 @ MTU (1g, 1a)        | 7-0-0/9-3-1   |
| Jordan Leopold (4/8)   | 3/4/00 @ SCSU (3a)            | 3-1-0/3-4-1   |
| Dave Spehar (4/28)     | 2/18/00 @ MTU (3g)            | 4-0-0/18-7-3  |
| Jeff Taffe (4/4)       | 2/18/00 @ MTU (4a)            | 3-1-0/3-1-0   |
| Stuart Senden (2/4)    | 2/26/00 vs. WIS (2g)          | 1-1-0/2-2-0   |
| Nick Angell (2/2)      | 2/18/00 @ MTU (1g, 1a)        | 1-1-0/1-1-0   |
| Shawn Roed (2/2)       | 11/20/99 vs. UMD (1g, 2a)     | 1-1-0/1-1-0   |
| Ben Tharp (2/2)        | 2/18/00 @ MTU (3a)            | 2-0-0/2-0-0   |
| Nick Anthony (1/1)     | 10/29/99 vs. BC (1g, 1a)      | 1-0-0/1-0-0   |
| Mark Nenovich (1/1)    | 12/29/99 vs. Harvard (1g, 1a) | 1-0-0/1-0-0   |
| Pat O'Leary (1/1)      | 1/15/00 vs. DU (2g)           | 1-0-0/1-0-0   |
| Dan Welch (1/1)        | 2/18/00 @ MTU (2g)            | 1-0-0/1-0-0   |
| Rico Pagel (0/9)       | 2/27/99 @ UMD (1g, 1a)        | 0-0-0/6-3-0   |
| Matt Leimbek (0/3)     | 1/30/99 vs. MTU (1g, 1a)      | 0-0-0/2-1-0   |
| Erik Wendell (0/2)     | 3/5/99 vs. UAA (1g, 1a)       | 0-0-0/2-0-0   |
| Doug Meyer (0/2)       | 3/5/99 vs. WIS (1g, 1a)       | 0-0-0/0-1-1   |
| Mike Lyons (0/1)       | 11/9/96 vs. UND (1g, 1a)      | 0-0-0/1-0-0   |
| Ryan Trebil (0/1)      | 1/17/98 vs. DU (2a)           | 0-0-0/1-0-0   |

## multiple-goal games (season/career)

| Player (Games)        | Last Time              | Record      |
|-----------------------|------------------------|-------------|
| Erik Westrum (5/8)    | 2/25/00 vs. WIS (2g)   | 1-4-0/2-5-1 |
| Nate Miller (3/4)     | 3/4/00 @ SCSU (2g)     | 2-1-0/2-2-0 |
| John Pohl (3/3)       | 1/28/00 vs. MSU (2g)   | 3-0-0/3-0-0 |
| Aaron Miskovich (2/4) | 2/13/00 vs. CC (2g)    | 2-0-0/4-0-0 |
| Dave Spehar (1/6)     | 2/18/00 @ MTU (3g)     | 1-0-0/6-0-0 |
| Jordan Leopold (1/2)  | 1/14/00 vs. DU (2g)    | 1-0-0/1-1-0 |
| Stuart Senden (1/2)   | 2/26/00 vs. WIS (2g)   | 0-1-0/1-1-0 |
| Dylan Mills (1/1)     | 1/29/00 vs. MSU (2g)   | 0-1-0/0-1-0 |
| Pat O'Leary (1/1)     | 1/15/00 vs. DU (2g)    | 1-0-0/1-0-0 |
| Jeff Taffe (1/1)      | 1/29/00 vs. MSU (2g)   | 0-1-0/0-1-0 |
| Dan Welch (1/1)       | 2/13/00 vs. MTU (2g)   | 1-0-0/1-0-0 |
| Rico Pagel (0/1)      | 12/15/97 vs. SCSU (2g) | 0-0-0/0-1-0 |

# MINNESOTA INDIVIDUAL POSTSEASON STATISTICS

| Cumulative Postseason Statistics |             | Current Players                     |                                       |                                       |  |
|----------------------------------|-------------|-------------------------------------|---------------------------------------|---------------------------------------|--|
| Player                           | Total Games | WCHA Playoffs<br>(G-A--Pts/Pen-Min) | WCHA Final Five<br>(G-A--Pts/Pen-Min) | NCAA Tournament<br>(G-A--Pts/Pen-Min) | Postseason Total<br>(G-A--Pts/Pen-Min) |
| Dave Spehar                      | 14          | 3-1--4/2-4                          | 4-3--7/0-0                            | 2-0--2/0-0                            | 9-4--13/2-4                            |
| Erik Westrum                     | 8           | 0-4--4/1-2                          | 0-3--3/4-8                            |                                       | 0-7--7/5-10                            |
| Rico Pagel                       | 14          | 4-1--5/1-2                          | 0-0--0/1-2                            | 0-0--0/0-0                            | 4-1--5/2-4                             |
| Erik Wendell                     | 5           | 1-1--2/0-0                          | 1-1--2/3-6                            |                                       | 2-2--4/3-6                             |
| Nate Miller                      | 14          | 1-1--2/3-6                          | 0-1--1/2-4                            | 0-1--1/0-0                            | 1-3--4/5-10                            |
| Aaron Miskovich                  | 8           | 1-1--2/1-2                          | 1-0--1/0-0                            |                                       | 2-1--3/1-2                             |
| John Pohl                        | 5           | 1-0--1/1-2                          | 0-1--1/3-6                            |                                       | 1-1--2/4-8                             |
| Jordan Leopold                   | 8           | 0-1--1/0-0                          | 0-1--1/0-0                            |                                       | 0-2--2/0-0                             |
| Nick Angell                      | 5           | 0-0--0/0-0                          | 0-1--1/0-0                            |                                       | 0-1--1/0-0                             |
| Mike Lyons                       | 11          | 0-1--1/2-4                          | 0-0--0/1-2                            |                                       | 0-1--1/3-6                             |
| Dylan Mills                      | 8           | 0-1--1/2-4                          | 0-0--0/1-2                            |                                       | 0-1--1/3-6                             |
| Ryan Trebil                      | 5           | 0-0--0/6-23                         |                                       |                                       | 0-0--0/6-23                            |
| Matt Leimbek                     | 7           | 0-0--0/4-16                         |                                       |                                       | 0-0--0/4-16                            |
| Doug Meyer                       | 5           | 0-0--0/0-0                          | 0-0--0/2-4                            |                                       | 0-0--0/2-4                             |
| Stuart Senden                    | 5           | 0-0--0/0-0                          | 0-0--0/1-2                            |                                       | 0-0--0/1-2                             |

## WCHA First Round • Cumulative

| Player (gms)  | G-A--Pts | Pen-Min |
|---------------|----------|---------|
| Pagel (7)     | 4-1--5   | 1-2     |
| Spehar (7)    | 3-1--4   | 2-4     |
| Westrum (5)   | 0-4--4   | 1-2     |
| N. Miller (7) | 1-1--2   | 3-6     |
| Miskovich (5) | 1-1--2   | 1-2     |
| Wendell (2)   | 1-1--2   | 0-0     |
| Pohl (2)      | 1-0--1   | 1-2     |
| Lyons (8)     | 0-1--1   | 2-4     |
| Mills (5)     | 0-1--1   | 2-4     |
| Leopold (2)   | 0-1--1   | 0-0     |
| Trebil (3)    | 0-0--0   | 6-23    |
| Leimbek (5)   | 0-0--0   | 4-16    |

## 1999 WCHA First Round

| Player (gms)  | G-A--Pts | Pen-Min |
|---------------|----------|---------|
| Pagel (2)     | 1-1--2   | 0-0     |
| Miskovich (2) | 1-1--2   | 0-0     |
| Wendell (2)   | 1-1--2   | 0-0     |
| Pohl (2)      | 1-0--1   | 1-2     |
| N. Miller (2) | 0-1--1   | 0-0     |
| Spehar (2)    | 0-1--1   | 0-0     |
| Westrum (2)   | 0-1--1   | 0-0     |
| Leopold (2)   | 0-1--1   | 0-0     |
| Mills (2)     | 0-0--0   | 1-2     |

## 1998 WCHA First Round

| Player (gms)  | G-A--Pts | Pen-Min |
|---------------|----------|---------|
| Pagel (3)     | 3-0--3   | 0-0     |
| Westrum (3)   | 0-3--3   | 1-2     |
| Spehar (3)    | 2-0--2   | 2-4     |
| N. Miller (3) | 1-0--1   | 2-4     |
| Lyons (3)     | 0-1--1   | 2-4     |
| Mills (3)     | 0-1--1   | 1-2     |
| Trebil (3)    | 0-0--0   | 6-23    |
| Leimbek (3)   | 0-0--0   | 4-16    |
| Miskovich (3) | 0-0--0   | 1-2     |

## 1997 WCHA First Round

| Player (gms)  | G-A--Pts | Pen-Min |
|---------------|----------|---------|
| Spehar (2)    | 1-0--1   | 0-0     |
| Pagel (2)     | 0-0--0   | 1-2     |
| N. Miller (2) | 0-0--0   | 1-2     |

## WCHA Final Five • Cumulative

| Player (gms) | G-A--Pts | Pen-Min |
|--------------|----------|---------|
| Spehar (5)   | 4-3--7   | 0-0     |
| Miller (5)   | 0-1--1   | 2-4     |
| Pagel (5)    | 0-0--0   | 1-2     |

## 1999 WCHA Final Five

| Player (gms)  | G-A--Pts | Pen-Min |
|---------------|----------|---------|
| Spehar (3)    | 3-3--6   | 0-0     |
| Westrum (3)   | 0-3--3   | 4-8     |
| Wendell (3)   | 1-1--2   | 3-6     |
| Miskovich (3) | 1-0--1   | 0-0     |
| Angell (3)    | 0-1--1   | 0-0     |
| Pohl (3)      | 0-1--1   | 3-6     |
| Leopold (3)   | 0-1--1   | 0-0     |
| Meyer (3)     | 0-0--0   | 2-4     |
| Miller (3)    | 0-0--0   | 2-4     |
| Senden (3)    | 0-0--0   | 1-2     |
| Mills (3)     | 0-0--0   | 1-2     |
| Lyons (3)     | 0-0--0   | 1-2     |

## 1997 WCHA Final Five

| Player (gms)  | G-A--Pts | Pen-Min |
|---------------|----------|---------|
| Spehar (2)    | 1-0--1   | 0-0     |
| N. Miller (2) | 0-1--1   | 0-0     |
| Pagel (2)     | 0-0--0   | 1-2     |

## NCAA Tournament • Cumulative

| Player (gms)  | G-A--Pts | Pen-Min |
|---------------|----------|---------|
| Spehar (2)    | 2-0--2   | 0-0     |
| N. Miller (2) | 0-1--1   | 0-0     |

## 1997 NCAA Tournament

| Player (gms)  | G-A--Pts | Pen-Min |
|---------------|----------|---------|
| Spehar (2)    | 2-0--2   | 0-0     |
| N. Miller (2) | 0-1--1   | 0-0     |

Minnesota Men - 1999-2000 Schedule & Results

| Date         | Opponent           |    | Result     | Overall Record | Conf Record |
|--------------|--------------------|----|------------|----------------|-------------|
| Sat Oct 16   | at Maine           | NC | 3-5 L      | 0-1-0          | 0-0-0       |
| Sun Oct 17   | at Maine           | NC | 4-5 L      | 0-2-0          | 0-0-0       |
| Fri Oct 22   | NORTH DAKOTA       |    | T 2-2 T OT | 0-2-1          | 0-0-1       |
| Sat Oct 23   | NORTH DAKOTA       |    | 2-3 L      | 0-3-1          | 0-1-1       |
| Fri Oct 29   | BOSTON COLLEGE     | NC | W 6-5 OT   | 1-3-1          | 0-1-1       |
| Sat Oct 30   | BOSTON COLLEGE     | NC | 1-4 L      | 1-4-1          | 0-1-1       |
| Fri Nov 5    | at Colorado Coll.  |    | 0-3 L      | 1-5-1          | 0-2-1       |
| Sat Nov 6    | at Colorado Coll.  |    | W 2-1      | 2-5-1          | 1-2-1       |
| Fri Nov 12   | at Wisconsin       |    | 3-4 L      | 2-6-1          | 1-3-1       |
| Sat Nov 13   | at Wisconsin       |    | 4-5 L OT   | 2-7-1          | 1-4-1       |
| Fri Nov 19   | MINN-DULUTH        |    | W 5-3      | 3-7-1          | 2-4-1       |
| Sat Nov 20   | MINN-DULUTH        |    | W 4-0      | 4-7-1          | 3-4-1       |
| * Fri Nov 26 | at Michigan        | NC | W 6-1      | 5-7-1          | 3-4-1       |
| # Sat Nov 27 | at Michigan State  | NC | 2-6 L      | 5-8-1          | 3-4-1       |
| Fri Dec 3    | at Alask-Anchorage |    | 2-5 L      | 5-9-1          | 3-5-1       |
| Sat Dec 4    | at Alask-Anchorage |    | W 3-1      | 6-9-1          | 4-5-1       |
| Fri Dec 10   | at St. Cloud       |    | 3-4 L OT   | 6-10-1         | 4-6-1       |
| Sat Dec 11   | ST. CLOUD          |    | T 2-2 T OT | 6-10-2         | 4-6-2       |
| Wed Dec 15   | VALERENGA          | EX | 5-7 L      | 6-10-2         | 4-6-2       |
| & Wed Dec 29 | HARVARD            | NC | W 5-2      | 7-10-2         | 4-6-2       |
| % Thu Dec 30 | NORTHERN MICH.     | NC | W 6-2      | 8-10-2         | 4-6-2       |
| Fri Jan 14   | DENVER             |    | W 7-6 OT   | 9-10-2         | 5-6-2       |
| Sat Jan 15   | DENVER             |    | W 7-3      | 10-10-2        | 6-6-2       |
| Fri Jan 21   | at North Dakota    |    | 0-1 L      | 10-11-2        | 6-7-2       |
| Sat Jan 22   | at North Dakota    |    | W 5-2      | 11-11-2        | 7-7-2       |
| Fri Jan 28   | MSU-MANKATO        |    | W 3-2      | 12-11-2        | 8-7-2       |
| Sat Jan 29   | MSU-MANKATO        |    | 5-6 L OT   | 12-12-2        | 8-8-2       |
| Fri Feb 4    | at Minn-Duluth     |    | W 3-2      | 13-12-2        | 9-8-2       |
| Sat Feb 5    | at Minn-Duluth     |    | W 4-1      | 14-12-2        | 10-8-2      |
| Fri Feb 11   | COLORADO COLL.     |    | W 6-2      | 15-12-2        | 11-8-2      |
| Sat Feb 12   | COLORADO COLL.     |    | 1-5 L      | 15-13-2        | 11-9-2      |
| Fri Feb 18   | at Michigan Tech.  |    | W 9-2      | 16-13-2        | 12-9-2      |
| Sat Feb 19   | at Michigan Tech.  |    | W 4-1      | 17-13-2        | 13-9-2      |
| Fri Feb 25   | WISCONSIN          |    | 2-4 L      | 17-14-2        | 13-10-2     |
| Sat Feb 26   | WISCONSIN          |    | 4-5 L      | 17-15-2        | 13-11-2     |
| Fri Mar 3    | ST. CLOUD          |    | 0-5 L      | 17-16-2        | 13-12-2     |
| Sat Mar 4    | at St. Cloud       |    | 3-4 L OT   | 17-17-2        | 13-13-2     |

- \* - College Hockey Showcase
- # - College Hockey Showcase
- & - Mariucci Classic
- % - Mariucci Classic Championship

| Records | Conf    | Non-Conf | Overall | GF-GA   | Conf  | Non-Conf | Overall |
|---------|---------|----------|---------|---------|-------|----------|---------|
| Overall | 13-13-2 | 4-4-0    | 17-17-2 | Overall | 95-84 | 33-30    | 128-114 |
| Home    | 6-6-2   | 3-1-0    | 9-7-2   | Home    | 50-48 | 18-13    | 68-61   |
| Away    | 7-7-0   | 1-3-0    | 8-10-0  | Away    | 45-36 | 15-17    | 60-53   |
| Neutral | 0-0-0   | 0-0-0    | 0-0-0   | Neutral | 0-0   | 0-0      | 0-0     |

Minnesota Men - 1999-2000 Team Statistics

| Minnesota             |         | Overall - 36 Games Played (17-17- 2 .500) |              |              |               |           |              |            |              |              |               |           |              |         | Conf Only - 28 Games Played (13-13- 2 .500) |         |      |      |          |         |     |          |       |         |      |         |       |         |         |      |     |          |       |         |      |         |      |     |          |       |         |      |         |
|-----------------------|---------|---|--------------|--------------|---------------|-----------|--------------|------------|--------------|--------------|---------------|-----------|--------------|---------|---|---------|------|------|----------|---------|-----|----------|-------|---------|------|---------|-------|---------|---------|------|-----|----------|-------|---------|------|---------|------|-----|----------|-------|---------|------|---------|
| Player                | YR/POS  | GP  | G            | A            | PTS           | P/GM      | G/GM         | PEN/MIN    | PP           | SH           | GW            | GT        | EN           | GP      | G   | A       | PTS  | P/GM | G/GM     | PEN/MIN | PP  | SH       | GW    | GT      | EN   |         |       |         |         |      |     |          |       |         |      |         |      |     |          |       |         |      |         |
| John Pohl             | SO F    | 36  | 17           | 33           | 50            | 1.39      | 0.47         | 9/ 18      | 9            | 1            | 1             | 0         | 1            | 28      | 14  | 26      | 40   | 1.43 | 0.50     | 7/ 14   | 8   | 1        | 1     | 0       | 1    |         |       |         |         |      |     |          |       |         |      |         |      |     |          |       |         |      |         |
| Erik Westrum          | JR F    | 34  | 22           | 21           | 43            | 1.26      | 0.65         | 30/ 79     | 9            | 3            | 2             | 0         | 0            | 26      | 15  | 15      | 30   | 1.15 | 0.58     | 24/ 67  | 6   | 1        | 1     | 0       | 0    |         |       |         |         |      |     |          |       |         |      |         |      |     |          |       |         |      |         |
| Aaron Miskovich       | JR F    | 36  | 14           | 16           | 30            | 0.83      | 0.39         | 12/ 24     | 2            | 4            | 2             | 0         | 2            | 28      | 10  | 13      | 23   | 0.82 | 0.36     | 8/ 16   | 1   | 3        | 2     | 0       | 2    |         |       |         |         |      |     |          |       |         |      |         |      |     |          |       |         |      |         |
| Nate Miller           | SR F    | 36  | 13           | 16           | 29            | 0.81      | 0.36         | 17/ 34     | 8            | 0            | 2             | 0         | 0            | 28      | 9   | 14      | 23   | 0.82 | 0.32     | 13/ 26  | 6   | 0        | 1     | 0       | 0    |         |       |         |         |      |     |          |       |         |      |         |      |     |          |       |         |      |         |
| Dylan Mills           | JR D    | 35  | 8            | 16           | 24            | 0.69      | 0.23         | 20/ 48     | 7            | 0            | 1             | 0         | 0            | 27      | 5   | 15      | 20   | 0.74 | 0.19     | 14/ 36  | 5   | 0        | 0     | 0       | 0    |         |       |         |         |      |     |          |       |         |      |         |      |     |          |       |         |      |         |
| Jordan Leopold        | SO D    | 34  | 4            | 16           | 20            | 0.59      | 0.12         | 9/ 18      | 2            | 0            | 2             | 0         | 0            | 28      | 4   | 12      | 16   | 0.57 | 0.14     | 6/ 12   | 2   | 0        | 2     | 0       | 0    |         |       |         |         |      |     |          |       |         |      |         |      |     |          |       |         |      |         |
| Jeff Taffe            | FR F    | 34  | 9            | 10           | 19            | 0.56      | 0.26         | 10/ 20     | 3            | 0            | 1             | 0         | 1            | 28      | 8   | 8       | 16   | 0.57 | 0.29     | 8/ 16   | 2   | 0        | 1     | 0       | 1    |         |       |         |         |      |     |          |       |         |      |         |      |     |          |       |         |      |         |
| Dave Spehar           | SR F    | 34  | 8            | 9            | 17            | 0.50      | 0.24         | 11/ 22     | 3            | 0            | 1             | 0         | 0            | 26      | 5   | 5       | 10   | 0.38 | 0.19     | 8/ 16   | 1   | 0        | 1     | 0       | 0    |         |       |         |         |      |     |          |       |         |      |         |      |     |          |       |         |      |         |
| Stuart Senden         | JR F    | 35  | 6            | 5            | 11            | 0.31      | 0.17         | 13/ 26     | 0            | 0            | 1             | 0         | 0            | 27      | 4   | 3       | 7    | 0.26 | 0.15     | 7/ 18   | 0   | 0        | 1     | 0       | 0    |         |       |         |         |      |     |          |       |         |      |         |      |     |          |       |         |      |         |
| Ben Tharp             | FR D    | 27  | 0            | 11           | 11            | 0.41      | 0.00         | 7/ 14      | 0            | 0            | 0             | 0         | 0            | 21      | 0   | 9       | 9    | 0.43 | 0.00     | 7/ 14   | 0   | 0        | 0     | 0       | 0    |         |       |         |         |      |     |          |       |         |      |         |      |     |          |       |         |      |         |
| Dan Welch             | FR F    | 31  | 5            | 5            | 10            | 0.32      | 0.16         | 10/ 31     | 0            | 0            | 2             | 0         | 0            | 23      | 4   | 3       | 7    | 0.30 | 0.17     | 9/ 29   | 0   | 0        | 1     | 0       | 0    |         |       |         |         |      |     |          |       |         |      |         |      |     |          |       |         |      |         |
| Shawn Roed            | FR F    | 12  | 3            | 6            | 9             | 0.75      | 0.25         | 5/ 10      | 3            | 0            | 0             | 0         | 0            | 8       | 3   | 5       | 8    | 1.00 | 0.38     | 3/ 6    | 3   | 0        | 0     | 0       | 0    |         |       |         |         |      |     |          |       |         |      |         |      |     |          |       |         |      |         |
| Nick Angell           | SO D    | 32  | 3            | 6            | 9             | 0.28      | 0.09         | 18/ 36     | 1            | 0            | 1             | 0         | 0            | 25      | 3   | 3       | 6    | 0.24 | 0.12     | 13/ 26  | 1   | 0        | 1     | 0       | 0    |         |       |         |         |      |     |          |       |         |      |         |      |     |          |       |         |      |         |
| Nick Anthony          | FR F    | 29  | 4            | 4            | 8             | 0.28      | 0.14         | 8/ 16      | 0            | 0            | 0             | 0         | 0            | 23      | 2   | 3       | 5    | 0.22 | 0.09     | 6/ 12   | 0   | 0        | 0     | 0       | 0    |         |       |         |         |      |     |          |       |         |      |         |      |     |          |       |         |      |         |
| Pat O'Leary           | SO F    | 21  | 6            | 0            | 6             | 0.29      | 0.29         | 4/ 8       | 3            | 0            | 1             | 0         | 0            | 16      | 4   | 0       | 4    | 0.25 | 0.25     | 3/ 6    | 3   | 0        | 1     | 0       | 0    |         |       |         |         |      |     |          |       |         |      |         |      |     |          |       |         |      |         |
| Erik Wendell          | SO F    | 28  | 3            | 2            | 5             | 0.18      | 0.11         | 12/ 24     | 0            | 0            | 0             | 0         | 0            | 23      | 3   | 2       | 5    | 0.22 | 0.13     | 7/ 14   | 0   | 0        | 0     | 0       | 0    |         |       |         |         |      |     |          |       |         |      |         |      |     |          |       |         |      |         |
| Matt Leimbæk          | JR F    | 19  | 1            | 4            | 5             | 0.26      | 0.05         | 1/ 2       | 0            | 0            | 0             | 0         | 0            | 15      | 1   | 2       | 3    | 0.20 | 0.07     |         | 0   | 0        | 0     | 0       | 0    |         |       |         |         |      |     |          |       |         |      |         |      |     |          |       |         |      |         |
| Doug Meyer            | SO F    | 24  | 1            | 3            | 4             | 0.17      | 0.04         | 9/ 18      | 0            | 0            | 0             | 0         | 0            | 17      | 1   | 1       | 2    | 0.12 | 0.06     | 7/ 14   | 0   | 0        | 0     | 0       | 0    |         |       |         |         |      |     |          |       |         |      |         |      |     |          |       |         |      |         |
| Matt DeMarchi         | FR D    | 34  | 0            | 4            | 4             | 0.12      | 0.00         | 37/ 74     | 0            | 0            | 0             | 0         | 0            | 27      | 0   | 3       | 3    | 0.11 | 0.00     | 26/ 52  | 0   | 0        | 0     | 0       | 0    |         |       |         |         |      |     |          |       |         |      |         |      |     |          |       |         |      |         |
| Mark Nenovich         | SO D    | 24  | 1            | 2            | 3             | 0.12      | 0.04         | 10/ 20     | 0            | 0            | 0             | 0         | 0            | 20      | 0   | 1       | 1    | 0.05 | 0.00     | 8/ 16   | 0   | 0        | 0     | 0       | 0    |         |       |         |         |      |     |          |       |         |      |         |      |     |          |       |         |      |         |
| Rico Pagel            | SR F    | 17  | 0            | 2            | 2             | 0.12      | 0.00         | 3/ 6       | 0            | 0            | 0             | 0         | 0            | 14      | 0   | 1       | 1    | 0.07 | 0.00     | 1/ 2    | 0   | 0        | 0     | 0       | 0    |         |       |         |         |      |     |          |       |         |      |         |      |     |          |       |         |      |         |
| Mike Lyons            | SR D    | 25  | 0            | 2            | 2             | 0.08      | 0.00         | 14/ 28     | 0            | 0            | 0             | 0         | 0            | 18      | 0   | 2       | 2    | 0.11 | 0.00     | 11/ 22  | 0   | 0        | 0     | 0       | 0    |         |       |         |         |      |     |          |       |         |      |         |      |     |          |       |         |      |         |
| Ryan Trebil           | SR D    | 10  | 0            | 1            | 1             | 0.10      | 0.00         | 8/ 24      | 0            | 0            | 0             | 0         | 0            | 7       | 0   | 0       | 0    | 0.00 | 0.00     | 7/ 22   | 0   | 0        | 0     | 0       | 0    |         |       |         |         |      |     |          |       |         |      |         |      |     |          |       |         |      |         |
| Erik Young            | FR G    | 3   | 0            | 0            | 0             | 0.00      | 0.00         |            | 0            | 0            | 0             | 0         | 0            | 3       | 0   | 0       | 0    | 0.00 | 0.00     |         | 0   | 0        | 0     | 0       | 0    |         |       |         |         |      |     |          |       |         |      |         |      |     |          |       |         |      |         |
| Pete Samargia         | FR G    | 5   | 0            | 0            | 0             | 0.00      | 0.00         |            | 0            | 0            | 0             | 0         | 0            | 3       | 0   | 0       | 0    | 0.00 | 0.00     |         | 0   | 0        | 0     | 0       | 0    |         |       |         |         |      |     |          |       |         |      |         |      |     |          |       |         |      |         |
| Adam Hauser           | SO G    | 31  | 0            | 0            | 0             | 0.00      | 0.00         | 1/ 2       | 0            | 0            | 0             | 0         | 0            | 24      | 0   | 0       | 0    | 0.00 | 0.00     | 1/ 2    | 0   | 0        | 0     | 0       | 0    |         |       |         |         |      |     |          |       |         |      |         |      |     |          |       |         |      |         |
| Bench                 |         |   |              |              |               |           |              | 5/ 10      |              |              |               |           |              |         |   |         |      |      |          | 2/ 4    |     |          |       |         |      |         |       |         |         |      |     |          |       |         |      |         |      |     |          |       |         |      |         |
| Minnesota             |         | 36  | 128          | 194          | 322           | 8.94      | 3.56         | 283/612    | 50           | 8            | 17            | 0         | 4            | 28      | 95  | 146     | 241  | 8.61 | 3.39     | 208/462 | 38  | 5        | 13    | 0       | 4    |         |       |         |         |      |     |          |       |         |      |         |      |     |          |       |         |      |         |
| Opponents             |         | 36  | 114          | 174          | 288           | 8.00      | 3.17         | 295/674    | 28           | 4            | 17            | 2         | 3            | 28      | 84  | 130     | 214  | 7.64 | 3.00     | 222/520 | 17  | 2        | 13    | 2       | 1    |         |       |         |         |      |     |          |       |         |      |         |      |     |          |       |         |      |         |
| Goaltending           |         | GP  | Minutes      | GA           | Savs          | Sav%      | GAA          | Record     | Win%         | ST           | S0            |           | GP           | Minutes | GA  | Savs    | Sav% | GAA  | Record   | Win%    | ST  | S0       |       |         |      |         |       |         |         |      |     |          |       |         |      |         |      |     |          |       |         |      |         |
| Adam Hauser           | SO      | 31  | 1839:09      | 87           | 912           | .913      | 2.84         | 17-12- 2   | .581         | 31           | 1             |           | 24           | 1451:47 | 66  | 706     | .915 | 2.73 | 13- 9- 2 | .583    | 24  | 1        |       |         |      |         |       |         |         |      |     |          |       |         |      |         |      |     |          |       |         |      |         |
| Erik Young            | FR      | 3   | 138:39       | 11           | 63            | .851      | 4.76         | 0- 3- 0    | .000         | 3            | 0             |           | 3            | 138:39  | 11  | 63      | .851 | 4.76 | 0- 3- 0  | .000    | 3   | 0        |       |         |      |         |       |         |         |      |     |          |       |         |      |         |      |     |          |       |         |      |         |
| Pete Samargia         | FR      | 5   | 206:45       | 13           | 81            | .862      | 3.77         | 0- 2- 0    | .000         | 2            | 0             |           | 3            | 112:56  | 6   | 56      | .903 | 3.19 | 0- 1- 0  | .000    | 1   | 0        |       |         |      |         |       |         |         |      |     |          |       |         |      |         |      |     |          |       |         |      |         |
| Open Net              |         | 8   | 5:24         | 3            |               |           |              |            |              |              |               |           | 5            | 3:22    | 1   |         |      |      |          |         |     |          |       |         |      |         |       |         |         |      |     |          |       |         |      |         |      |     |          |       |         |      |         |
| Minnesota             |         | 36  | 2189:57      | 114          | 1056          | .903      | 3.12         | 17-17- 2   | .500         | 36           | 1             |           | 28           | 1706:44 | 84  | 825     | .908 | 2.95 | 13-13- 2 | .500    | 28  | 1        |       |         |      |         |       |         |         |      |     |          |       |         |      |         |      |     |          |       |         |      |         |
| Opponents             |         | 36  | 2189:57      | 128          | 950           | .881      | 3.51         | 17-17- 2   | .500         | 36           | 3             |           | 28           | 1706:44 | 95  | 741     | .886 | 3.34 | 13-13- 2 | .500    | 28  | 3        |       |         |      |         |       |         |         |      |     |          |       |         |      |         |      |     |          |       |         |      |         |
| Special Teams         |         | Power Play                                | SHA          | Penalty Kill | SHF           | Combined  |              | Power Play | SHA          | Penalty Kill | SHF           | Combined  |              |         |   |         |      |      |          |         |     |          |       |         |      |         |       |         |         |      |     |          |       |         |      |         |      |     |          |       |         |      |         |
| Minnesota             |         | 50/192                                    | .260         | 4            | 155/183       | .847      | 8            | 205/375    | .547         |              |               |           | 38/142       | .268    | 2   | 113/130 | .869 | 5    | 151/272  | .555    |     |          |       |         |      |         |       |         |         |      |     |          |       |         |      |         |      |     |          |       |         |      |         |
| Opponents             |         | 28/183                                    | .153         | 8            | 142/192       | .740      | 4            | 170/375    | .453         |              |               |           | 17/130       | .131    | 5   | 104/142 | .732 | 2    | 121/272  | .445    |     |          |       |         |      |         |       |         |         |      |     |          |       |         |      |         |      |     |          |       |         |      |         |
| Scoring/Shots On Goal |         | 1st                                       | 2nd          | 3rd          | OT            | TOT       | 1st          | 2nd        | 3rd          | OT           | SOG           | 1st       | 2nd          | 3rd     | OT  | TOT     | 1st  | 2nd  | 3rd      | OT      | SOG | 1st      | 2nd   | 3rd     | OT   | SOG     |       |         |         |      |     |          |       |         |      |         |      |     |          |       |         |      |         |
| Minnesota             |         | 42  | 43           | 41           | 2             | 128       | 1            | 364        | 370          | 328          | 16            | 1078      | 29           | 33      | 32  | 1       | 95   | 1    | 287      | 290     | 245 | 14       | 836   | 29      | 33   | 32      | 1     | 95      | 1       | 287  | 290 | 245      | 14    | 836     |      |         |      |     |          |       |         |      |         |
| Opponents             |         | 32  | 43           | 35           | 4             | 114       | 1            | 382        | 410          | 359          | 19            | 1170      | 27           | 30      | 23  | 4       | 84   | 1    | 288      | 319     | 284 | 18       | 909   | 27      | 30   | 23      | 4     | 84      | 1       | 288  | 319 | 284      | 18    | 909     |      |         |      |     |          |       |         |      |         |
| Difference            |         | +10                                       | +0           | +6           | -2            | +14       | 1            | -18        | -40          | -31          | -3            | -92       | +2           | +3      | +9  | -3      | +11  | 1    | -1       | -29     | -39 | -4       | -73   | +2      | +3   | +9      | -3    | +11     | 1       | -1   | -29 | -39      | -4    | -73     |      |         |      |     |          |       |         |      |         |
| Streaks               | Overall | Conf                                      | Site         | H:18         | 9- 7- 2       | A:18      | 8-10- 0      | N: 0       | 0- 0- 0      | Site         | H:14          | 6- 6- 2   | A:14         | 7- 7- 0 | N: 0  | 0- 0- 0 | W/L  | 0- 4 | 0- 4     | End1    | +15 | 10- 4- 1 | --: 7 | 2- 5- 0 | E:11 | 5- 5- 1 | WT/LT | 0- 4- 0 | 0- 4- 0 | End2 | +18 | 16- 0- 2 | --:14 | 0-14- 0 | E: 4 | 1- 3- 0 | End2 | +14 | 12- 0- 2 | --:11 | 0-11- 0 | E: 3 | 1- 2- 0 |
| Last 5                | 1- 4- 0 | 1- 4- 0                                   | Scoring      | 1st:20       | 12- 6- 2      | Scored on | 1st:16       | 5-11- 0    | Scoring      | 1st:15       | 9- 4- 2       | Scored on | 1st:13       | 4- 9- 0 |   |         |      |      |          |         |     |          |       |         |      |         |       |         |         |      |     |          |       |         |      |         |      |     |          |       |         |      |         |
| Last 10               | 5- 5- 0 | 5- 5- 0                                   | Min. Leading |              | Min. Trailing |           | Minutes Even |            | Min. Leading |              | Min. Trailing |           | Minutes Even |         |   |         |      |      |          |         |     |          |       |         |      |         |       |         |         |      |     |          |       |         |      |         |      |     |          |       |         |      |         |
| Last 15               | 8- 7- 0 | 8- 7- 0                                   | 832:09       | 38.0%        | 643:03        | 29.4%     | 714:45       | 32.6%      | 589:45       | 34.6%        | 505:46        | 29.6%     | 611:13       | 35.8%   |   |         |      |      |          |         |     |          |       |         |      |         |       |         |         |      |     |          |       |         |      |         |      |     |          |       |         |      |         |



# GOLDEN GOPHER HOCKEY

University of Minnesota  
Men's Media Relations

Phone: (612) 625-4090

Fax: (612) 625-0359

Website: www.gophersports.com

Contact: Brad Ruitter

Phone: (612) 625-4389

E-Mail: ruite001@gold.tc.umn.edu

M 170  
81165h

## 1999-2000 Team Posts Winning Season

### Golden Gophers Fall One Win Short Of An NCAA Berth; Return Six Of Top Seven Scorers Next Season

The University of Minnesota men's hockey program posted its 21st winning campaign in the last 23 seasons with a 20-19-2 overall record and 13-13-2 mark in the WCHA. The Golden Gophers arguably came within a win in the season's final game against St. Cloud State of making the 12-team field for the NCAA Tournament, and played by far the toughest schedule of any program in the nation. Their first six games of the 1999-2000 season were against three of the four teams who ultimately advanced to the NCAA Frozen Four (Maine, North Dakota, Boston College). Following is a month-by-month synopsis of the 1999-2000 season:

**October (1-4-1):** The Golden Gophers opened the Don Lucia era with a two-game nonconference series on the road against the Maine Black Bears. Despite a pair of two-goal games from junior F **Erik Westrum (Apple Valley, Minn.)**, Maine claimed wins in both contests. Sophomore G **Adam Hauser (Bovey, Minn.)** kicked away a career-high 44 shots to preserve a 2-2 tie against North Dakota in the home opener on Oct. 22. The Fighting Sioux would claim three of four conference points on the weekend with a 3-2 win the following evening. Minnesota busted out of a mini-scoring drought the following weekend with three first-period goals against top-ranked Boston College, then needed an overtime goal from senior F **Nate Miller (Anoka, Minn.)** for a 6-5 win and the team's lone victory of the month.

**November (4-4-0):** Minnesota began the second month of the season with a series split at Colorado College, the victory breaking a 10-game losing streak to the Tigers. Captain Nate Miller provided both Golden Gopher goals in the 2-1 win over the Tigers. A trip the following weekend to Wisconsin resulted in two bitter defeats to the rival Badgers, with both games decided on the final shot of the game. Erik Westrum netted his first career hat trick in the 5-4 loss in game two. The Maroon and Gold enjoyed their first sweep of the season with a pair of wins at the expense of the Minnesota-Duluth Bulldogs (5-3, 4-0) on Nov. 19-20. Sophomore forward **John Pohl (Red Wing, Minn.)** had a hand in four of five goals in the game one triumph, while the power play clicked for six of the team's nine goals on the weekend. The Golden Gophers played one of their more complete games of the season in a 6-1 win over Michigan at Yost Arena. Minnesota scored on three of its first four shots on net in defeating the Wolverines.

**December (3-2-1):** The Golden Gophers made their annual journey to Alaska to begin the month, and came out of the journey with a win and a loss at the hands of the Seawolves. Adam Hauser kicked away 22 of 23 shots in the series finale win. Despite scoring first in both games, the Golden Gophers managed just one conference point out of a home-and-

### Team Awards Handed Out At Season-Ending Banquet

The Golden Gophers honored its seniors at their annual year-end awards banquet on April 2 at Prom Center in Oakdale, Minn. Junior forward Erik Westrum of Apple Valley, Minn., was named the team's John Mariucci Most Valuable Player winner, while freshman forward Jeff Taffe of Hastings, Minn., was awarded with the Frank Pond Rookie of the Year honor. Senior Ryan Trebil of Bloomington, Minn., was named the John Mayasich Outstanding Student-Athlete award winner. Trebil is one of five seniors who will all receive their degrees either following the current semester or at the conclusion of fall semester in the 2000-2001 school year.

- Mike Crupi Most Determined Player--John Pohl
- John Mayasich Outstanding Student-Athlete--Ryan Trebil
- Doc Romnes Leadership/Sportsmanship--Nate Miller
- Donald M. Clark Community Service Award--Jordan Leopold/John Pohl
- George Nagobads Unsung Hero--Adam Hauser
- Frank Pond Rookie of the Year--Jeff Taffe
- Tom Mohr Playoff Most Valuable Player--Erik Westrum
- John Mariucci Most Valuable Player--Erik Westrum

### SCHEDULE/RESULTS

|          |                     |           |
|----------|---------------------|-----------|
| Oct. 16  | #@Maine             | L5-3      |
| Oct. 17  | #@Maine             | L5-4      |
| Oct. 22  | NORTH DAKOTA        | T2-2 (ot) |
| Oct. 23  | NORTH DAKOTA        | L3-2      |
| Oct. 29  | #BOSTON COLL.       | W6-5 (ot) |
| Oct. 30  | #BOSTON COLL.       | L4-1      |
| Nov. 5   | @Colorado College   | L3-0      |
| Nov. 6   | @Colorado College   | W2-1      |
| Nov. 12  | @Wisconsin          | L4-3      |
| Nov. 13  | @Wisconsin          | L5-4 (ot) |
| Nov. 19  | MINN-DULUTH         | W5-3      |
| Nov. 20  | MINN-DULUTH         | W4-0      |
| Nov. 26  | #@Michigan          | W6-1      |
| Nov. 27  | #@Michigan State    | L6-2      |
| Dec. 3   | @Alaska-Anch.       | L5-2      |
| Dec. 4   | @Alaska-Anch.       | W3-1      |
| Dec. 10  | @St. Cloud State    | L4-3 (ot) |
| Dec. 11  | ST. CLOUD STATE     | T2-2 (ot) |
| Dec. 15  | *VALERENGA          | L7-5      |
| Dec. 29  | #HARVARD            | W5-2      |
| Dec. 30  | #NORTHERN MICH.     | W6-2      |
| Jan. 14  | DENVER              | W7-6 (ot) |
| Jan. 15  | DENVER              | W7-3      |
| Jan. 21  | @North Dakota       | L1-0      |
| Jan. 22  | @North Dakota       | W5-2      |
| Jan. 28  | MSU MANKATO         | W3-2      |
| Jan. 29  | MSU MANKATO         | L6-5 (ot) |
| Feb. 4   | @Minn-Duluth        | W3-2      |
| Feb. 5   | @Minn-Duluth        | W4-1      |
| Feb. 11  | COLORADO COLL.      | W6-2      |
| Feb. 12  | COLORADO COLL.      | L5-1      |
| Feb. 18  | @Michigan Tech      | W9-2      |
| Feb. 19  | @Michigan Tech      | W4-1      |
| Feb. 25  | WISCONSIN           | L4-2      |
| Feb. 26  | WISCONSIN           | L5-4      |
| March 3  | ST. CLOUD STATE     | L5-0      |
| March 4  | @St. Cloud State    | L4-3 (ot) |
| March 10 | %@Colorado Col.     | W4-2      |
| March 11 | %@Colorado Col.     | W3-2 (ot) |
| March 16 | vs. MSU Mankato     | W6-4      |
| March 17 | vs. Wisconsin       | L5-3      |
| March 18 | vs. St. Cloud State | L6-4      |

\*-exhibition game

#-nonconference game

%-WCHA First Round

!WCHA Final Five

all game times are Central

game times are subject to change

## 1999-2000 RECORD WHEN

|                                      |         |
|--------------------------------------|---------|
| Overall Record                       | 20-19-2 |
| WCHA Record                          | 13-13-2 |
| Home Record                          | 9-7-2   |
| Road Record                          | 10-10-0 |
| Neutral Site Record                  | 1-2-0   |
| Last 20 Games                        | 11-9-0  |
| Last 10 Games                        | 4-6-0   |
| Last 5 Games                         | 3-2-0   |
| Scoring A Power-Play Goal            | 17-13-1 |
| Not Scoring A Power-Play Goal        | 3-6-1   |
| Allowing A Power-Play Goal           | 12-13-2 |
| Not Allowing A Power-Play Goal       | 8-6-0   |
| Scoring A Short-Handed Goal          | 7-2-0   |
| Allowing A Short-Handed Goal         | 2-3-0   |
| 10 Or More Penalties                 | 7-4-0   |
| Fewer Than 10 Penalties              | 13-15-2 |
| More Penalties Than Opponent         | 10-5-0  |
| Fewer Penalties Than Opponent        | 7-9-2   |
| Same Amount Of Penalties             | 3-5-0   |
| In One-Goal Games                    | 6-9-0   |
| In Two-Goal Games                    | 4-4-0   |
| In Three-Goal or More Games          | 10-6-0  |
| In Overtime Games                    | 3-4-2   |
| Scoring 4 or More Goals              | 15-5-0  |
| Scoring 3 or Fewer Goals             | 5-14-2  |
| Scoring 3 or More Goals              | 19-10-0 |
| Scoring 2 or Fewer Goals             | 1-9-2   |
| Allowing 4 or More Goals             | 3-16-0  |
| Allowing 3 or Fewer Goals            | 17-3-2  |
| Scoring First Goal Of Game           | 13-7-2  |
| Opponents Score First                | 7-12-0  |
| Leading After One Period             | 10-4-1  |
| Trailing After One Period            | 3-9-0   |
| Tied After One Period                | 7-6-1   |
| Scoring First Goal Of Second Period  | 17-6-1  |
| Leading After Two Periods            | 17-0-2  |
| Trailing After Two Periods           | 1-16-0  |
| Tied After Two Periods               | 2-3-0   |
| Scoring First Goal Of Third Period   | 13-10-0 |
| Having 10-19 Shots On Goal           | 1-1-0   |
| Having 20-29 Shots On Goal           | 7-11-0  |
| Having 30-39 Shots On Goal           | 10-6-2  |
| Having 40 or More Shots On Goal      | 2-1-0   |
| Allowing Fewer Than 10 Shots On Goal | 0-0-0   |
| Allowing 10-19 Shots On Goal         | 1-1-0   |
| Allowing 20-29 Shots On Goal         | 6-5-0   |
| Allowing 30-39 Shots On Goal         | 8-13-0  |
| Allowing 40 or More Shots On Goal    | 5-0-2   |
| Outshooting Opponent                 | 9-7-0   |
| Opponent Outshoots Minnesota         | 8-12-2  |
| Shots Are Even                       | 3-0-0   |
| October                              | 1-4-1   |
| November                             | 4-4-0   |
| December                             | 3-2-1   |
| January                              | 4-2-0   |
| February                             | 5-3-0   |
| March                                | 3-4-0   |
| Wednesdays                           | 1-0-0   |
| Thursdays                            | 2-0-0   |
| Fridays                              | 9-8-1   |
| Saturdays                            | 8-10-1  |
| Sundays                              | 0-1-0   |
| Series Record                        | 5-6-7   |
| Games Following A Win                | 11-9-0  |
| Games Following A Loss               | 8-8-2   |
| Games Following A Tie                | 1-1-0   |

home battle with St. Cloud State. The second game tie at Mariucci Arena was extremely disappointing, considering the Golden Gophers held a 2-0 lead with less than 5:00 to play in the game. After a two-week semester and holiday break, the Golden Gophers were 6-10-2 heading into the Dodge/Mariucci Classic. The home tournament proved to be a springboard of sorts for the second half of the season, as Minnesota posted convincing wins over Harvard (5-2) and Northern Michigan (6-2) for the tourney title. Nine different players scored Minnesota's 11 goals in the two games, while Adam Hauser stopped 40 of 42 shots in the Northern Michigan win.

**January (4-2-0):** The Golden Gophers may have had their most satisfying back-to-back weekends of the season in sweeping Denver (7-6, ot, 7-3) and taking the final game of a road series at North Dakota (5-2), while narrowly missing a sweep of the eventual national champions with a 1-0 setback in game one. John Pohl assisted on four goals in the overtime win against the Pioneers, then for an encore produced his first career hat trick the following evening in the 7-3 win. Adam Hauser was outstanding between the pipes at North Dakota, outplaying first-team All-American Karl Goehring by stopping 67 of 70 shots on the weekend. The promise of another home sweep after an opening game win over MSU, Mankato (3-2) was dashed as the Mavericks rallied for a 6-5 overtime win in game two. Minnesota's special teams continued to shine, as the power play was 4-for-11 and the penalty kill allowed only one Maverick goal in nine attempts on the weekend.

**February (5-3-0):** Minnesota started the month with three straight victories, the first two coming on the road at the expense of the Minnesota-Duluth Bulldogs. Junior F **Stuart Senden (Alexandria, Minn.)** supplied the game-winning goal in a 3-2 win, while Nate Miller's two-goal game paced the Golden Gophers in a 4-1 sweeper win. The Golden Gophers dominated a 6-2 win over Colorado College on Feb. 11, only to see the Tigers return the favor with a 5-1 decision the following night. Junior F **Aaron Miskovich (Grand Rapids, Minn.)** scored two goals and added two assists for a four-point evening in the win. A road sweep at Michigan Tech was highlighted by senior F **Dave Spehar's (Duluth, Minn.)** first career hat trick, freshman F **Jeff Taffe's (Hastings, Minn.)** four assists, and a five-goal second period on Friday night. After learning two days before top-ranked Wisconsin came to Mariucci Arena that starting goaltender Adam Hauser would be sidelined for two weeks with mononucleosis, walk-on freshman G **Erik Young (White Bear Lake, Minn.)** stepped between the pipes for collegiate debut. Young stopped 57 of 65 shots and gave the Golden Gophers a chance to win both contests, but the Badgers prevailed in 4-2 and 5-4 games.

**March (3-4-0):** St. Cloud State took two games from Minnesota to end the regular season, forcing the Golden Gophers' road fate for the first round of the WCHA playoffs at Colorado College. Minnesota's two-game sweep vaulted the team into the NSP/WCHA Final Five quarterfinal game against MSU, Mankato. The Golden Gophers scored two early third-period goals to break a 2-2 tie and defeat the Mavericks 6-4. The win set up a fifth meeting against top-ranked Wisconsin, and for the fifth time on the season, the Badgers defeated the Golden Gophers by either a single goal or two goals with an empty-net tally. About 15 hours later, Minnesota was forced into a third-place game against St. Cloud State which in reality was an NCAA tournament play-in contest. The Huskies defeated the exhausted Golden Gophers 6-4 to end Minnesota's season.

**The Boss:** Minnesota Head Coach **Don Lucia**, who completed his initial season with the Golden Gophers, is 299-174-30 (.624) in 13 seasons overall as a head coach. Lucia led Colorado College to the NCAA Tournament in each of his last four seasons in Colorado Springs. Lucia was 166-68-18 (.694) in six seasons with the Tigers, and is 132-62-18 (.665) in WCHA games.

**Lucia Makes Game #500 Memorable:** Don Lucia coached in his 500th career game in Minnesota's memorable 3-2 overtime win at Colorado College in the first round of the WCHA playoffs on March 11. The next win for Lucia will mark the next milestone in his career, as he one win shy of career victory number 300.

**Golden Gophers Honored On All-WCHA Teams:** A total of four Golden Gophers were honored on the All-WCHA second and third teams at the annual league award ceremony on Thurs., March 16 at the Marriott City Center in Minneapolis, Minn. Sophomore F John Pohl along with junior D **Dylan Mills (Duluth, Minn.)** and sophomore D **Jordan Leopold (Robbinsdale, Minn.)** were cited on the league's second team while junior F Erik Westrum was named to

## THE LAST TIME IT HAPPENED

### Minnesota Swept A Road Series:

March 10-11, 2000 @ Colorado College (4-2, 3-2)

### Minnesota Was Swept In A Road Series:

November 12-13, 1999 @ Wisconsin (4-3, 5-4 ot)

### Minnesota Swept A Home Series:

January 14-15, 2000 vs. Denver (7-6, ot; 7-3)

### Minnesota Was Swept In A Home Series:

February 25-26, 2000 vs. Wisconsin (4-2, 5-4)

### Minnesota Shut Out An Opponent:

November 20, 1999 vs. Minnesota-Duluth (Adam Hauser, 4-0)

### An Opponent Shut Out Minnesota:

March 3, 2000 vs. St. Cloud State (Scott Meyer, 5-0)

### Minnesota Player Scored A Hat Trick:

February 18, 2000 at Michigan Tech (Dave Spehar, 9-2 Minnesota win)

### Minnesota Player Scored A Pure Hat Trick:

February 26, 1999 @ Minnesota-Duluth (Wyatt Smith, 4-1 Minnesota win)

### An Opponent Scored A Hat Trick:

January 22, 1999 @ North Dakota (Jeff Panzer, four goals, 5-4, Minnesota loss)

### Minnesota Player Scored Four Goals In A

Game: February 27, 1999 @ Minnesota-Duluth (Reggie Berg, 10-7 Minnesota win)

### Minnesota Won When Trailing After Two Periods:

March 11, 2000 @ Colorado College in WCHA First Round (3-2 Minnesota overtime win/trailing 1-0 heading into third period)

### Minnesota Had 50 or More Shots On Goal In A

Game: February 27, 1999 @ Minnesota-Duluth (54 shots, 10-7 Minnesota win)

### Opponent Had 50 or More Shots On Goal In A

Game: January 31, 1997 @ North Dakota (51 shots, 6-4 Minnesota loss)

### Minnesota Player Scored A Shorthanded Goal:

March 10, 2000 @ Colorado College (Nate Miller, third period, 4-2 Minnesota win)

### Minnesota Won In Overtime:

March 11, 2000 vs. Colorado College (3-2)

### Minnesota Lost In Overtime:

March 4, 2000 @ St. Cloud State (4-3)

### Minnesota Tied In Overtime:

December 11, 1999 vs. St. Cloud State (2-2)

### Minnesota Scored 10 Goals Or More In A

Game: February 27, 1999 @ Minnesota-Duluth (10-7 Minnesota win)

### Opponent Scored 10 Goals Or More In A

Game: January 30, 1993 @ Michigan Tech (10-2 Minnesota loss)

the All-WCHA third team.

**Untimely Illness:** Goaltender Adam Hauser missed Minnesota's final four regular season games with a bout of mononucleosis, returning to the nets in time for the first round of the WCHA playoffs. Hauser's presence in the lineup was felt in the playoff series against Colorado College, as he kicked away 54 of 58 shots in the two wins over the Tigers. Minnesota was 20-14-2 in Hauser's 36 starts this season, and winless (0-5-0) in the five games he has missed.

**Pohl Enjoys Breakout Season:** Sophomore F John Pohl (Red Wing, Minn.) led the team in scoring this season (18-41--59) after registering only 17 points as a freshman. Pohl, who notched 19 multiple-point games in his second year, is the first U of M sophomore forward to score 50 points or more in a single season since Craig Johnson had 19-39--58 during the 1991-92 campaign. Pohl's 41 assists are the most by a Golden Gopher forward since Hobey Baker Award winner Brian Bonin had 47 assists in 1995-96.

**Keys To Success:** Minnesota is 36-for-95 (.379) with the man advantage in its 20 wins and just 20-for-110 (.182) in its 19 losses and two ties. The Golden Gopher penalty kill has been equally important in the outcome of games this season, as they have extinguished 93-of-107 (.869) opponent power-play chances in wins and 73-of-93 (.785) man advantage opportunities in losses.

**Specialty Team Specialists:** The Golden Gophers have outnumbered their opponents 81-52 in all non-five-on-five situations this season, but have been outscored 81-67 in full strength occasions.

**Miller Time:** Senior forward Nate Miller has not only been a leader off the ice for the Golden Gophers as the 1999-2000 captain, but has also led by example with three game-winning goals this season. Miller scored 10 of his 16 goals during the season in the third period or overtime, and scored 12 of his 16 goals during the season away from Mariucci Arena. Miller played in 139 consecutive games and 163 of 165 possible games in his Golden Gopher career. Dating back to his days with the Twin Cities Vulcans of the USHL, Miller played in 263 of his team's last 265 games.

**The Luck Of The Draw:** Each WCHA team plays four games per season against five teams and two games per season against the four remaining squads. Minnesota played 22 of its 28 conference games this season against the top five teams in the WCHA, while playing three of the four teams below them in the standings only two games each (Michigan Tech, Alaska Anchorage, Denver).

**Westrum Makes His Point Memorable:** Junior forward Erik Westrum reached the 100-point plateau by scoring the game-tying goal with 8.8 seconds remaining in the March 11 playoff win over Colorado College. Westrum, who has 26 career multiple-point games which included three at the NSP WCHA Final Five, leads the team with 27 goals this season and has totals of 42-65--107 in 120 career games.

**Notes:** Minnesota was unbeaten in 14 games this season when outscoring its opponent in 5-on-5 situations (13-0-1) • Minnesota is 10-5-0 when taking more penalties than its opponent, and just 10-14-2 when being whistled for the same or fewer infractions than the opposition • in Minnesota's last 11 games, the team that has more shots on goal has won 10 times • the Golden Gophers improved their WCHA first-round playoff record to 25-3-0 since the current best two-of-three format was adopted with their series sweep at Colorado College • Minnesota played nine overtime games this season (3-4-2), which tied for the fourth most in school history • the Golden Gophers were 17-5-0 against non-NCAA tournament teams in the 1999-2000 campaign, but only 3-15-2 against teams who made it to the national tournament • Minnesota has played 11 of the last 12 NCAA champions in the year of the respective team's national title • Minnesota finished the season by winning seven of its last eight road games, with the only loss coming to St. Cloud State in a contest the Golden Gophers led in the final minute of regulation • the Golden Gophers won 11 of 14 games between Christmas and when starting goaltender Adam Hauser was knocked from the lineup with mononucleosis -- two of the three games Minnesota lost during that stretch were one-goal setbacks • Minnesota led the WCHA in power-play efficiency in both conference games only and all games



# Final 1999-2000 WCHA Standings

## CAREER GOALS - CURRENT PLAYERS

|                 |    |
|-----------------|----|
| Dave Spehar     | 61 |
| Erik Westrum    | 42 |
| Nate Miller     | 35 |
| Aaron Miskovich | 31 |
| John Pohl       | 25 |
| Rico Pagel      | 17 |
| Stuart Senden   | 16 |
| Jordan Leopold  | 13 |
| Dylan Mills     | 11 |
| Erik Wendell    | 11 |
| Jeff Taffe      | 10 |
| Pat O'Leary     | 6  |
| Dan Welch       | 6  |
| Matt Leimbek    | 5  |
| Doug Meyer      | 5  |
| Nick Anthony    | 4  |
| Nick Angell     | 4  |
| Mike Lyons      | 3  |
| Ryan Trebil     | 3  |
| Mark Nenovich   | 2  |
| Matt DeMarchi   | 1  |

## CAREER ASSISTS - CURRENT PLAYERS

|                 |    |
|-----------------|----|
| Dave Spehar     | 68 |
| Erik Westrum    | 65 |
| John Pohl       | 51 |
| Dylan Mills     | 43 |
| Nate Miller     | 42 |
| Aaron Miskovich | 35 |
| Jordan Leopold  | 34 |
| Rico Pagel      | 29 |
| Mike Lyons      | 23 |
| Matt Leimbek    | 17 |
| Nick Angell     | 14 |
| Stuart Senden   | 13 |
| Ben Tharp       | 12 |
| Jeff Taffe      | 10 |
| Erik Wendell    | 9  |
| Dan Welch       | 8  |
| Doug Meyer      | 7  |
| Matt DeMarchi   | 6  |
| Ryan Trebil     | 6  |
| Nick Anthony    | 4  |
| Pat O'Leary     | 3  |
| Mark Nenovich   | 2  |

## CAREER POINTS - CURRENT PLAYERS

|                 |     |
|-----------------|-----|
| Dave Spehar     | 129 |
| Erik Westrum    | 107 |
| Nate Miller     | 77  |
| John Pohl       | 76  |
| Aaron Miskovich | 66  |
| Dylan Mills     | 54  |
| Jordan Leopold  | 47  |
| Rico Pagel      | 46  |
| Stuart Senden   | 29  |
| Mike Lyons      | 26  |
| Matt Leimbek    | 22  |
| Jeff Taffe      | 20  |
| Erik Wendell    | 20  |
| Nick Angell     | 18  |
| Dan Welch       | 14  |
| Doug Meyer      | 12  |
| Ben Tharp       | 12  |
| Pat O'Leary     | 10  |
| Ryan Trebil     | 9   |
| Nick Anthony    | 8   |
| Matt DeMarchi   | 7   |
| Mark Nenovich   | 4   |

## CAREER GAMES - CURRENT PLAYERS

|                 |     |
|-----------------|-----|
| Nate Miller     | 63  |
| Dave Spehar     | 60  |
| Mike Lyons      | 37  |
| Erik Westrum    | 20  |
| Dylan Mills     | 18  |
| Rico Pagel      | 17  |
| Aaron Miskovich | 10  |
| Stuart Senden   | 106 |
| Matt Leimbek    | 92  |
| John Pohl       | 83  |
| Ryan Trebil     | 80  |
| Jordan Leopold  | 78  |
| Adam Hauser     | 76  |
| Nick Angell     | 75  |
| Erik Wendell    | 74  |
| Doug Meyer      | 63  |
| Mark Nenovich   | 43  |
| Pat O'Leary     | 42  |
| Matt DeMarchi   | 39  |
| Jeff Taffe      | 39  |
| Dan Welch       | 36  |
| Nick Anthony    | 34  |
| Ben Tharp       | 32  |
| Pete Samargia   | 6   |
| Erik Young      | 3   |

| Team (overall record, win %)     | GP | W  | L  | T | Pts | GF  | GA  | GDif |
|----------------------------------|----|----|----|---|-----|-----|-----|------|
| Wisconsin (31-9-1, .768)         | 28 | 23 | 5  | 0 | 46  | 112 | 70  | +52  |
| North Dakota (31-8-5, .761)      | 28 | 17 | 6  | 5 | 39  | 113 | 61  | +52  |
| St. Cloud State (23-14-3, .613)  | 28 | 16 | 9  | 3 | 35  | 105 | 66  | +39  |
| MSU, Mankato (21-14-4, .590)     | 28 | 15 | 10 | 3 | 33  | 90  | 82  | +8   |
| Colorado College (18-18-3, .500) | 28 | 14 | 11 | 3 | 31  | 88  | 69  | +19  |
| Minnesota (20-19-2, .512)        | 28 | 13 | 13 | 2 | 28  | 95  | 84  | +11  |
| Alaska Anchorage (15-18-3, .458) | 28 | 11 | 14 | 3 | 25  | 65  | 87  | -22  |
| Minnesota-Duluth (15-22-0, .405) | 28 | 10 | 18 | 0 | 20  | 59  | 114 | -55  |
| Denver (16-23-2, .415)           | 28 | 9  | 18 | 1 | 19  | 92  | 97  | -5   |
| Michigan Tech (4-34-0, .105)     | 28 | 2  | 26 | 0 | 4   | 47  | 136 | -89  |

## NSP/WCHA Final Five @ Target Center, Minneapolis

Thursday, March 16 -- Minnesota 6, MSU, Mankato 4

Friday, March 17 -- North Dakota 7, St. Cloud State 3

Friday, March 17 -- Wisconsin 5, Minnesota 3

Saturday, March 18 -- St. Cloud State 6, Minnesota 4

Saturday, March 18 -- North Dakota 5, Wisconsin 3

## Season Highs/Lows

### Team

|   |   |
|---|---|
| <b>MOST GOALS/GAME</b>                    | (9) 2/18 @ Michigan Tech                                      |
| <b>LEAST GOALS/GAME</b>                   | (0) three times, last 3/3 vs. St. Cloud State                 |
| <b>MOST ASSISTS/GAME</b>                  | (17) 2/18 @ Michigan Tech                                     |
| <b>LEAST ASSISTS/GAME</b>                 | (0) three times, last 3/3 vs. St. Cloud State                 |
| <b>MOST GOALS AGAINST/GAME</b>            | (6) four times, last 3/18 vs. St. Cloud State                 |
| <b>LEAST GOALS AGAINST/GAME</b>           | (0) 11/20 vs. Minnesota-Duluth                                |
| <b>MOST ASSISTS AGAINST/GAME</b>          | (10) three times, last 3/18 vs. St. Cloud State               |
| <b>LEAST ASSISTS AGAINST/GAME</b>         | (0) 11/20 vs. Minnesota-Duluth                                |
| <b>MOST GOALS/PERIOD</b>                  | (5) two times, last 2/18 @ Michigan Tech - second period      |
| <b>MOST GOALS AGAINST/PERIOD</b>          | (3) 11 times, last 3/18 vs. SCSU - first period               |
| <b>MOST POWER PLAY GOALS/GAME</b>         | (4) 2/18 @ Michigan Tech                                      |
| <b>MOST POWER PLAY GOALS ALLOWED/GAME</b> | (3) 11/27 @ Michigan State                                    |
| <b>MOST SHOTS ON GOAL/GAME</b>            | (42) 11/19 vs. Minnesota-Duluth                               |
| <b>LEAST SHOTS ON GOAL/GAME</b>           | (17) 11/5 @ Colorado College                                  |
| <b>MOST SHOTS AGAINST/GAME</b>            | (47) 1/14 vs. Denver  |
| <b>LEAST SHOTS AGAINST/GAME</b>           | (18) 2/12 vs. Colorado College                                |
| <b>MOST SHOTS ON GOAL/PERIOD</b>          | (19) 12/10 @ St. Cloud State                                  |
| <b>MOST SHOTS AGAINST/PERIOD</b>          | (20) 10/22 vs. North Dakota                                   |
| <b>MOST PENALTIES/GAME</b>                | (14) two times, last 1/14 vs. Denver                          |
| <b>LEAST PENALTIES/GAME</b>               | (3) four times, last 3/18 vs. St. Cloud State                 |
| <b>MOST PIM/GAME</b>                      | (39) 1/14 vs. Denver  |
| <b>LEAST PIM/GAME</b>                     | (6) three times, last 1/21 @ North Dakota                     |
| <b>MOST OPP. PENALTIES/GAME</b>           | (14) three times, last 2/18 @ Michigan Tech                   |
| <b>LEAST OPP. PENALTIES/GAME</b>          | (2) 11/12 @ Wisconsin   |
| <b>MOST OPP. PIM/GAME</b>                 | (36) two times, last 2/18 @ Michigan Tech                     |
| <b>LEAST OPP. PIM/GAME</b>                | (4) 11/12 @ Wisconsin   |
| <b>QUICKEST TWO GOALS</b>                 | (0:46) 10/29 vs. BC - first period (Taffe, Anthony)           |
| <b>QUICKEST THREE GOALS</b>               | (2:43) 11/26 @ Mich. - first period (Miller, Westrum, Senden) |

## Individual

|                           |   |
|---------------------------|---|
| <b>GOALS/GAME</b>         | (3) three times, last Dave Spehar, 2/18 @ Michigan Tech     |
| <b>GOALS/PERIOD</b>       | (2) six times, last Erik Westrum, 3/16 third period vs. MSU |
| <b>ASSISTS/GAME</b>       | (4) three times, last Jeff Taffe, 2/18 @ Michigan Tech      |
| <b>ASSISTS/PERIOD</b>     | (3) John Pohl, 3/16 third period vs. MSU                    |
| <b>POINTS/GAME</b>        | (4) seven times, last Jeff Taffe, 2/18 @ Michigan Tech      |
| <b>POINTS/PERIOD</b>      | (3) three times, last John Pohl, 3/16 third period vs. MSU  |
| <b>PENALTIES/GAME</b>     | (4) Erik Westrum, 1/14 vs. Denver                           |
| <b>PIM/GAME</b>           | (19) Erik Westrum, 1/14 vs. Denver                          |
| <b>SHOTS ON GOAL/GAME</b> | (10) Jordan Leopold, 11/20 vs. Minnesota-Duluth             |
| <b>SAVES/GAME</b>         | (44) Adam Hauser, 10/22 vs. North Dakota                    |

## Goals Breakdown

|                              | OPP | MN |
|------------------------------|-----|----|
| 5-on-5                       | 81  | 67 |
| 5-on-4                       | 30  | 49 |
| 6-on-5                       | 8   | 6  |
| 6-on-4                       | 1   | 1  |
| 4-on-5                       | 5   | 9  |
| 4-on-4                       | 4   | 8  |
| 5-on-3                       | 2   | 4  |
| 4-on-3                       | 2   | 4  |
| Power Play                   | 34  | 57 |
| Shorthanded                  | 5   | 9  |
| Empty Net                    | 5   | 5  |
| First Minute of Game         | 2   | 1  |
| First 2 Minutes of Game      | 4   | 1  |
| First 5 Minutes of Game      | 6   | 7  |
| First 10 Minutes of Game     | 14  | 21 |
| First Goal of Game           | 19  | 22 |
| First Minute of Period       | 3   | 3  |
| Last Minute of Period        | 18  | 14 |
| Last Minute of Game          | 15  | 9  |
| Last 5 Minutes of Game       | 21  | 15 |
| To Tie Game - Last 5 Minutes | 3   | 2  |
| To Win Game - Last 5 Minutes | 5   | 4  |
| October                      | 24  | 18 |
| November                     | 23  | 26 |
| December                     | 16  | 21 |
| January                      | 20  | 27 |
| February                     | 22  | 33 |
| March                        | 28  | 23 |
| Unassisted                   | 6   | 12 |
| One Assist                   | 51  | 45 |
| Two Assists                  | 76  | 91 |
| Home                         | 61  | 68 |
| Road                         | 57  | 67 |
| Neutral                      | 15  | 13 |
| Overtime                     | 4   | 3  |

### GOALS SCORED AFTER OPPONENTS' GOAL

|                       | OPP | MN |
|-----------------------|-----|----|
| Less Than One Minute  | 7   | 3  |
| One To Three Minutes  | 9   | 13 |
| Three To Five Minutes | 13  | 7  |

## Goals By Period

**First (45)** - Westrum (10), Mills (6), Pohl (6), Taffe (4), Miller (4), Miskovich (3), Leopold (3), O'Leary (2), Wendell (2), Welch, Anthony, Senden, Spehar, Leimbek

**Second (48)** - Westrum (8), Pohl (7), Spehar (7), Miskovich (6), Angell (3), Taffe (3), Welch (3), Roed (2), Senden (2), Miller (2), Meyer, Anthony, O'Leary, Mills, Wendell

**Third (52)** - Miller (9), Westrum (9), Miskovich (7), Pohl (5), O'Leary (3), Senden (3), Taffe (3), Anthony (2), Leopold (2), Nenovich (2), Welch (2), Mills, Roed, Spehar, Wendell, DeMarchi

**Overtime (3)** - Miller, Leopold, Senden

## Stats By Class

| Season        | G-A--Pts  | P/M    | Shots | PP | GW |
|---------------|-----------|--------|-------|----|----|
| Senior (5)    | 26-35-61  | 56/120 | 213   | 14 | 4  |
| Junior (5)    | 58-71-129 | 84/203 | 401   | 19 | 8  |
| Sophomore (7) | 40-73-113 | 82/164 | 358   | 17 | 5  |
| Freshman (6)  | 24-46-70  | 83/177 | 273   | 6  | 3  |

| WCHA Final Five | G-A--Pts | P/M  | Shots | PP | GW |
|-----------------|----------|------|-------|----|----|
| Senior (3)      | 3-2-5    | 1/2  | 15    | 3  | 0  |
| Junior (5)      | 5-8-13   | 6/20 | 39    | 0  | 1  |
| Sophomore (7)   | 3-7-10   | 8/16 | 31    | 2  | 0  |
| Freshman (6)    | 2-4-6    | 1/2  | 20    | 0  | 0  |

## Minnesota vs. NCAA Field

Minnesota played 20 of its 41 games this season against teams that ended up securing bids to the 12-team NCAA Tournament. The Golden Gophers were 3-15-2 in those 20 games listed below:

| Date/Series | Opponent                   | Result           |
|-------------|----------------------------|------------------|
| 10/16-17    | \$@ Maine                  | L 5-3/L 5-4      |
| 10/22-23    | \$NORTH DAKOTA             | T 2-2/L 3-2      |
| 10/29-30    | \$BOSTON COLLEGE           | W 6-5/L 4-1      |
| 11/12-13    | @ Wisconsin                | L 4-3/L 5-4 (ot) |
| 11/26       | @ Michigan                 | W 6-1            |
| 11/27       | @ Michigan State           | L 6-2            |
| 12/10       | @ St. Cloud State          | L 4-3            |
| 12/11       | ST. CLOUD STATE            | T 2-2            |
| 1/21-22     | \$@ North Dakota           | L 1-0/W 5-2      |
| 2/25-26     | WISCONSIN                  | L 4-2/L 5-4      |
| 3/3         | ST. CLOUD STATE            | L 5-0            |
| 3/4         | @ St. Cloud State          | L 4-3 (ot)       |
| 3/17        | vs. Wisconsin (Final Five) | L 5-3            |
| 3/18        | vs. St. Cloud State        | L 6-4            |

## multiple-point games (season/career)

| Player (Games)         | Last Time                     | Record        |
|------------------------|-------------------------------|---------------|
| John Pohl (19/20)      | 3/18/00 vs. SCSU (3a)         | 13-6-0/14-6-0 |
| Erik Westrum (16/26)   | 3/18/00 vs. SCSU (2a)         | 9-7-0/11-13-2 |
| Nate Miller (11/15)    | 3/18/00 vs. SCSU (2g)         | 6-5-0/9-6-0   |
| Dylan Mills (8/13)     | 3/17/00 vs. WIS (2a)          | 4-4-0/9-4-0   |
| Aaron Miskovich (7/13) | 2/19/00 @ MTU (1g, 1a)        | 7-0-0/9-3-1   |
| Jordan Leopold (4/8)   | 3/4/00 @ SCSU (3a)            | 3-1-0/3-4-1   |
| Dave Spehar (4/28)     | 2/18/00 @ MTU (3g)            | 4-0-0/18-7-3  |
| Jeff Taffe (4/4)       | 2/18/00 @ MTU (4a)            | 3-1-0/3-1-0   |
| Stuart Senden (2/4)    | 2/26/00 vs. WIS (2g)          | 1-1-0/2-2-0   |
| Nick Angell (2/2)      | 2/18/00 @ MTU (1g, 1a)        | 1-1-0/1-1-0   |
| Shawn Roed (2/2)       | 11/20/99 vs. UMD (1g, 2a)     | 1-1-0/1-1-0   |
| Ben Tharp (2/2)        | 2/18/00 @ MTU (3a)            | 2-0-0/2-0-0   |
| Nick Anthony (1/1)     | 10/29/99 vs. BC (1g, 1a)      | 1-0-0/1-0-0   |
| Matt DeMarchi (1/1)    | 3/16/00 vs. MSU, Mankato (2a) | 1-0-0/1-0-0   |
| Mark Nenovich (1/1)    | 12/29/99 vs. Harvard (1g, 1a) | 1-0-0/1-0-0   |
| Pat O'Leary (1/1)      | 1/15/00 vs. DU (2g)           | 1-0-0/1-0-0   |
| Dan Welch (1/1)        | 2/18/00 @ MTU (2g)            | 1-0-0/1-0-0   |
| Rico Pagel (0/9)       | 2/27/99 @ UMD (1g, 1a)        | 0-0-0/6-3-0   |
| Matt Leimbek (0/3)     | 1/30/99 vs. MTU (1g, 1a)      | 0-0-0/2-1-0   |
| Erik Wendell (0/2)     | 3/5/99 vs. UAA (1g, 1a)       | 0-0-0/2-0-0   |
| Doug Meyer (0/2)       | 3/5/99 vs. WIS (1g, 1a)       | 0-0-0/0-1-1   |
| Mike Lyons (0/1)       | 11/9/96 vs. UND (1g, 1a)      | 0-0-0/1-0-0   |
| Ryan Trebil (0/1)      | 1/17/98 vs. DU (2a)           | 0-0-0/1-0-0   |

## multiple-goal games (season/career)

| Player (Games)        | Last Time                     | Record      |
|-----------------------|-------------------------------|-------------|
| Erik Westrum (6/9)    | 3/16/00 vs. MSU, Mankato (2g) | 2-4-0/3-5-1 |
| Nate Miller (4/5)     | 3/17/00 vs. SCSU (2g)         | 2-2-0/2-3-0 |
| John Pohl (3/3)       | 1/28/00 vs. MSU (2g)          | 3-0-0/3-0-0 |
| Aaron Miskovich (2/4) | 2/13/00 vs. CC (2g)           | 2-0-0/4-0-0 |
| Dave Spehar (1/6)     | 2/18/00 @ MTU (3g)            | 1-0-0/6-0-0 |
| Jordan Leopold (1/2)  | 1/14/00 vs. DU (2g)           | 1-0-0/1-1-0 |
| Stuart Senden (1/2)   | 2/26/00 vs. WIS (2g)          | 0-1-0/1-1-0 |
| Dylan Mills (1/1)     | 1/29/00 vs. MSU (2g)          | 0-1-0/0-1-0 |
| Pat O'Leary (1/1)     | 1/15/00 vs. DU (2g)           | 1-0-0/1-0-0 |
| Jeff Taffe (1/1)      | 1/29/00 vs. MSU (2g)          | 0-1-0/0-1-0 |
| Dan Welch (1/1)       | 2/13/00 vs. MTU (2g)          | 1-0-0/1-0-0 |
| Rico Pagel (0/1)      | 12/15/97 vs. SCSU (2g)        | 0-0-0/0-1-0 |

Minnesota Men - 1999-2000 Schedule & Results

| Date         | Opponent           | Result      | Overall Record | Conf Record |
|--------------|--------------------|-------------|----------------|-------------|
| Sat Oct 16   | at Maine           | NC 3-5 L    | 0-1-0          | 0-0-0       |
| Sun Oct 17   | at Maine           | NC 4-5 L    | 0-2-0          | 0-0-0       |
| Fri Oct 22   | NORTH DAKOTA       | T 2-2 T OT  | 0-2-1          | 0-0-1       |
| Sat Oct 23   | NORTH DAKOTA       | 2-3 L       | 0-3-1          | 0-1-1       |
| Fri Oct 29   | BOSTON COLLEGE     | NC W 6-5 OT | 1-3-1          | 0-1-1       |
| Sat Oct 30   | BOSTON COLLEGE     | NC 1-4 L    | 1-4-1          | 0-1-1       |
| Fri Nov 5    | at Colorado Coll.  | 0-3 L       | 1-5-1          | 0-2-1       |
| Sat Nov 6    | at Colorado Coll.  | W 2-1       | 2-5-1          | 1-2-1       |
| Fri Nov 12   | at Wisconsin       | 3-4 L       | 2-6-1          | 1-3-1       |
| Sat Nov 13   | at Wisconsin       | 4-5 L OT    | 2-7-1          | 1-4-1       |
| Fri Nov 19   | MINN-DULUTH        | W 5-3       | 3-7-1          | 2-4-1       |
| Sat Nov 20   | MINN-DULUTH        | W 4-0       | 4-7-1          | 3-4-1       |
| * Fri Nov 26 | at Michigan        | NC W 6-1    | 5-7-1          | 3-4-1       |
| # Sat Nov 27 | at Michigan State  | NC 2-6 L    | 5-8-1          | 3-4-1       |
| Fri Dec 3    | at Alask-Anchorage | 2-5 L       | 5-9-1          | 3-5-1       |
| Sat Dec 4    | at Alask-Anchorage | W 3-1       | 6-9-1          | 4-5-1       |
| Fri Dec 10   | at St. Cloud       | 3-4 L OT    | 6-10-1         | 4-6-1       |
| Sat Dec 11   | ST. CLOUD          | T 2-2 T OT  | 6-10-2         | 4-6-2       |
| Wed Dec 15   | VALERENGA          | EX 5-7 L    | 6-10-2         | 4-6-2       |
| & Wed Dec 29 | HARVARD            | NC W 5-2    | 7-10-2         | 4-6-2       |
| % Thu Dec 30 | NORTHERN MICH.     | NC W 6-2    | 8-10-2         | 4-6-2       |
| Fri Jan 14   | DENVER             | W 7-6 OT    | 9-10-2         | 5-6-2       |
| Sat Jan 15   | DENVER             | W 7-3       | 10-10-2        | 6-6-2       |
| Fri Jan 21   | at North Dakota    | 0-1 L       | 10-11-2        | 6-7-2       |
| Sat Jan 22   | at North Dakota    | W 5-2       | 11-11-2        | 7-7-2       |
| Fri Jan 28   | MSU-MANKATO        | W 3-2       | 12-11-2        | 8-7-2       |
| Sat Jan 29   | MSU-MANKATO        | 5-6 L OT    | 12-12-2        | 8-8-2       |
| Fri Feb 4    | at Minn-Duluth     | W 3-2       | 13-12-2        | 9-8-2       |
| Sat Feb 5    | at Minn-Duluth     | W 4-1       | 14-12-2        | 10-8-2      |
| Fri Feb 11   | COLORADO COLL.     | W 6-2       | 15-12-2        | 11-8-2      |
| Sat Feb 12   | COLORADO COLL.     | 1-5 L       | 15-13-2        | 11-9-2      |
| Fri Feb 18   | at Michigan Tech.  | W 9-2       | 16-13-2        | 12-9-2      |
| Sat Feb 19   | at Michigan Tech.  | W 4-1       | 17-13-2        | 13-9-2      |
| Fri Feb 25   | WISCONSIN          | 2-4 L       | 17-14-2        | 13-10-2     |
| Sat Feb 26   | WISCONSIN          | 4-5 L       | 17-15-2        | 13-11-2     |
| Fri Mar 3    | ST. CLOUD          | 0-5 L       | 17-16-2        | 13-12-2     |
| Sat Mar 4    | at St. Cloud       | 3-4 L OT    | 17-17-2        | 13-13-2     |
| + Fri Mar 10 | at Colorado Coll.  | NC W 4-2    | 18-17-2        | 13-13-2     |
| @ Sat Mar 11 | at Colorado Coll.  | NC W 3-2 OT | 19-17-2        | 13-13-2     |
| ^ Thu Mar 16 | vs MSU-Mankato     | NC W 6-4    | 20-17-2        | 13-13-2     |
| # Fri Mar 17 | vs Wisconsin       | NC 3-5 L    | 20-18-2        | 13-13-2     |
| ! Sat Mar 18 | vs St. Cloud       | NC 4-6 L    | 20-19-2        | 13-13-2     |

- \* - College Hockey Showcase# - College Hockey Showcase
- & - Mariucci Classic
- % - Mariucci Classic Championship
- + - WCHA First Round
- @ - WCHA First Round
- ^ - WCHA Sudden-Death Quarterfinal (Minneapolis, MN)
- # - WCHA Semifinal (Minneapolis, MN)
- ! - NSP/WCHA Consolation (Minneapolis, MN)

| Records | Conf    | Non-Conf | Overall | GF-GA   | Conf  | Non-Conf | Overall |
|---------|---------|----------|---------|---------|-------|----------|---------|
| Overall | 13-13-2 | 7-6-0    | 20-19-2 | Overall | 95-84 | 53-49    | 148-133 |
| Home    | 6-6-2   | 3-1-0    | 9-7-2   | Home    | 50-48 | 18-13    | 68-61   |
| Away    | 7-7-0   | 3-3-0    | 10-10-0 | Away    | 45-36 | 22-21    | 67-57   |
| Neutral | 0-0-0   | 1-2-0    | 1-2-0   | Neutral | 0-0   | 13-15    | 13-15   |

Minnesota Men - 1999-2000 Team Statistics

| Minnesota             | Overall - 41 Games Played (20-19- 2 .512) |            |              |         |          |               |          |          |              |    |      |    |    |              |         | Conf Only - 28 Games Played (13-13- 2 .500) |               |         |          |              |      |     |     |    |    |  |  |  |  |  |
|-----------------------|---|------------|--------------|---------|----------|---------------|----------|----------|--------------|----|------|----|----|--------------|---------|---|---------------|---------|----------|--------------|------|-----|-----|----|----|--|--|--|--|--|
| Player                | YR/POS                                    | GP         | G            | A       | PTS      | P/GM          | G/GM     | PEN/MIN  | PP           | SH | GW   | GT | EN | GP           | G       | A   | PTS           | P/GM    | G/GM     | PEN/MIN      | PP   | SH  | GW  | GT | EN |  |  |  |  |  |
| John Pohl             | SO F                                      | 41         | 18           | 41      | 59       | 1.44          | 0.44     | 13/ 26   | 9            | 1  | 1    | 0  | 1  | 28           | 14      | 26  | 40            | 1.43    | 0.50     | 7/ 14        | 8    | 1   | 1   | 0  | 1  |  |  |  |  |  |
| Erik Westrum          | JR F                                      | 39         | 27           | 26      | 53       | 1.36          | 0.69     | 36/ 99   | 10           | 3  | 2    | 0  | 0  | 26           | 15      | 15  | 30            | 1.15    | 0.58     | 24/ 67       | 6    | 1   | 1   | 0  | 0  |  |  |  |  |  |
| Nate Miller           | SR F                                      | 41         | 16           | 19      | 35       | 0.85          | 0.39     | 19/ 38   | 10           | 1  | 3    | 0  | 0  | 28           | 9       | 14  | 23            | 0.82    | 0.32     | 13/ 26       | 6    | 0   | 1   | 0  | 0  |  |  |  |  |  |
| Aaron Miskovich       | JR F                                      | 41         | 16           | 16      | 32       | 0.78          | 0.39     | 12/ 24   | 2            | 4  | 3    | 0  | 2  | 28           | 10      | 13  | 23            | 0.82    | 0.36     | 8/ 16        | 1    | 3   | 2   | 0  | 2  |  |  |  |  |  |
| Dylan Mills           | JR D                                      | 40         | 8            | 21      | 29       | 0.72          | 0.20     | 21/ 50   | 7            | 0  | 1    | 0  | 0  | 27           | 5       | 15  | 20            | 0.74    | 0.19     | 14/ 36       | 5    | 0   | 0   | 0  | 0  |  |  |  |  |  |
| Jordan Leopold        | SO D                                      | 39         | 6            | 18      | 24       | 0.62          | 0.15     | 10/ 20   | 4            | 0  | 2    | 0  | 0  | 28           | 4       | 12  | 16            | 0.57    | 0.14     | 6/ 12        | 2    | 0   | 2   | 0  | 0  |  |  |  |  |  |
| Jeff Taffe            | FR F                                      | 39         | 10           | 10      | 20       | 0.51          | 0.26     | 11/ 22   | 3            | 0  | 1    | 0  | 1  | 28           | 8       | 8   | 16            | 0.57    | 0.29     | 8/ 16        | 2    | 0   | 1   | 0  | 1  |  |  |  |  |  |
| Dave Spehar           | SR F                                      | 39         | 9            | 10      | 19       | 0.49          | 0.23     | 12/ 24   | 4            | 0  | 1    | 0  | 0  | 26           | 5       | 5   | 10            | 0.38    | 0.19     | 8/ 16        | 1    | 0   | 1   | 0  | 0  |  |  |  |  |  |
| Dan Welch             | FR F                                      | 36         | 6            | 8       | 14       | 0.39          | 0.17     | 10/ 31   | 0            | 0  | 2    | 0  | 0  | 23           | 4       | 3   | 7             | 0.30    | 0.17     | 9/ 29        | 0    | 0   | 1   | 0  | 0  |  |  |  |  |  |
| Stuart Senden         | JR F                                      | 40         | 7            | 5       | 12       | 0.30          | 0.17     | 14/ 28   | 0            | 0  | 2    | 0  | 0  | 27           | 4       | 3   | 7             | 0.26    | 0.15     | 9/ 18        | 0    | 0   | 1   | 0  | 0  |  |  |  |  |  |
| Ben Tharp             | FR D                                      | 32         | 0            | 12      | 12       | 0.38          | 0.00     | 8/ 16    | 0            | 0  | 0    | 0  | 0  | 21           | 0       | 9   | 9             | 0.43    | 0.00     | 7/ 14        | 0    | 0   | 0   | 0  | 0  |  |  |  |  |  |
| Shawn Roed            | FR F                                      | 12         | 3            | 6       | 9        | 0.75          | 0.25     | 5/ 10    | 3            | 0  | 0    | 0  | 0  | 8            | 3       | 5   | 8             | 1.00    | 0.38     | 3/ 6         | 3    | 0   | 0   | 0  | 0  |  |  |  |  |  |
| Nick Angell           | SO D                                      | 37         | 3            | 6       | 9        | 0.24          | 0.08     | 21/ 42   | 1            | 0  | 1    | 0  | 0  | 25           | 3       | 3   | 6             | 0.24    | 0.12     | 13/ 26       | 1    | 0   | 1   | 0  | 0  |  |  |  |  |  |
| Nick Anthony          | FR F                                      | 34         | 4            | 4       | 8        | 0.24          | 0.12     | 8/ 16    | 0            | 0  | 0    | 0  | 0  | 23           | 2       | 3   | 5             | 0.22    | 0.09     | 6/ 12        | 0    | 0   | 0   | 0  | 0  |  |  |  |  |  |
| Pat O'Leary           | SO F                                      | 25         | 6            | 1       | 7        | 0.28          | 0.24     | 4/ 8     | 3            | 0  | 1    | 0  | 0  | 16           | 4       | 0   | 4             | 0.25    | 0.25     | 3/ 6         | 3    | 0   | 1   | 0  | 0  |  |  |  |  |  |
| Matt DeMarchi         | FR D                                      | 39         | 1            | 6       | 7        | 0.18          | 0.03     | 41/ 82   | 0            | 0  | 0    | 0  | 1  | 27           | 0       | 3   | 3             | 0.11    | 0.00     | 26/ 52       | 0    | 0   | 0   | 0  | 0  |  |  |  |  |  |
| Erik Wendell          | SO F                                      | 32         | 4            | 2       | 6        | 0.19          | 0.12     | 13/ 26   | 0            | 0  | 0    | 0  | 0  | 23           | 3       | 2   | 5             | 0.22    | 0.13     | 7/ 14        | 0    | 0   | 0   | 0  | 0  |  |  |  |  |  |
| Matt Leimbek          | JR F                                      | 23         | 1            | 4       | 5        | 0.22          | 0.04     | 1/ 2     | 0            | 0  | 0    | 0  | 0  | 15           | 1       | 2   | 3             | 0.20    | 0.07     |              | 0    | 0   | 0   | 0  | 0  |  |  |  |  |  |
| Mark Nenovich         | SO D                                      | 29         | 2            | 2       | 4        | 0.14          | 0.07     | 11/ 22   | 0            | 0  | 0    | 0  | 0  | 20           | 0       | 1   | 1             | 0.05    | 0.00     | 8/ 16        | 0    | 0   | 0   | 0  | 0  |  |  |  |  |  |
| Doug Meyer            | SO F                                      | 26         | 1            | 3       | 4        | 0.15          | 0.04     | 9/ 18    | 0            | 0  | 0    | 0  | 0  | 17           | 1       | 1   | 2             | 0.12    | 0.06     | 7/ 14        | 0    | 0   | 0   | 0  | 0  |  |  |  |  |  |
| Rico Pagel            | SR F                                      | 17         | 0            | 2       | 2        | 0.12          | 0.00     | 3/ 6     | 0            | 0  | 0    | 0  | 0  | 14           | 0       | 1   | 1             | 0.07    | 0.00     | 1/ 2         | 0    | 0   | 0   | 0  | 0  |  |  |  |  |  |
| Mike Lyons            | SR D                                      | 25         | 0            | 2       | 2        | 0.08          | 0.00     | 14/ 28   | 0            | 0  | 0    | 0  | 0  | 18           | 0       | 2   | 2             | 0.11    | 0.00     | 11/ 22       | 0    | 0   | 0   | 0  | 0  |  |  |  |  |  |
| Ryan Trebil           | SR D                                      | 11         | 0            | 1       | 1        | 0.09          | 0.00     | 8/ 24    | 0            | 0  | 0    | 0  | 0  | 7            | 0       | 0   | 0             | 0.00    | 0.00     | 7/ 22        | 0    | 0   | 0   | 0  | 0  |  |  |  |  |  |
| Erik Young            | JR G                                      | 3          | 0            | 0       | 0        | 0.00          | 0.00     |          | 0            | 0  | 0    | 0  | 0  | 3            | 0       | 0   | 0             | 0.00    | 0.00     |              | 0    | 0   | 0   | 0  | 0  |  |  |  |  |  |
| Pete Samargia         | FR G                                      | 6          | 0            | 0       | 0        | 0.00          | 0.00     |          | 0            | 0  | 0    | 0  | 0  | 3            | 0       | 0   | 0             | 0.00    | 0.00     |              | 0    | 0   | 0   | 0  | 0  |  |  |  |  |  |
| Adam Hauser           | SO G                                      | 36         | 0            | 0       | 0        | 0.00          | 0.00     | 1/ 2     | 0            | 0  | 0    | 0  | 0  | 24           | 0       | 0   | 0             | 0.00    | 0.00     | 1/ 2         | 0    | 0   | 0   | 0  | 0  |  |  |  |  |  |
| Bench                 |   |            |              |         |          |               |          | 6/ 12    |              |    |      |    |    |              |         |   |               |         |          | 2/ 4         |      |     |     |    |    |  |  |  |  |  |
| Minnesota             |   | 41         | 148          | 225     | 373      | 9.10          | 3.61     | 311/676  | 56           | 9  | 20   | 0  | 5  | 28           | 95      | 146   | 241           | 8.61    | 3.39     | 208/462      | 38   | 5   | 13  | 0  | 4  |  |  |  |  |  |
| Opponents             |   | 41         | 133          | 202     | 335      | 8.17          | 3.24     | 318/720  | 34           | 5  | 19   | 2  | 5  | 28           | 84      | 130   | 214           | 7.64    | 3.00     | 222/520      | 17   | 2   | 13  | 2  | 1  |  |  |  |  |  |
| Goaltending           |   | GP         | Minutes      | GA      | Savs     | Sav%          | GAA      | Record   | Win%         | ST | S0   |    |    | GP           | Minutes | GA  | Savs          | Sav%    | GAA      | Record       | Win% | ST  | S0  |    |    |  |  |  |  |  |
| Adam Hauser           | SO  | 36         | 2114:12      | 104     | 1044     | .909          | 2.95     | 20-14- 2 | .583         | 36 | 1    |    |    | 24           | 1451:47 | 66  | 706           | .915    | 2.73     | 13- 9- 2     | .583 | 24  | 1   |    |    |  |  |  |  |  |
| Erik Young            | FR  | 3          | 138:39       | 11      | 63       | .851          | 4.76     | 0- 3- 0  | .000         | 3  | 0    |    |    | 3            | 138:39  | 11  | 63            | .851    | 4.76     | 0- 3- 0      | .000 | 3   | 0   |    |    |  |  |  |  |  |
| Pete Samargia         | FR  | 6          | 237:43       | 13      | 91       | .875          | 3.28     | 0- 2- 0  | .000         | 2  | 0    |    |    | 3            | 112:56  | 6   | 56            | .903    | 3.19     | 0- 1- 0      | .000 | 1   | 0   |    |    |  |  |  |  |  |
| Open Net              |   | 11         | 6:57         | 5       |          |               |          |          |              |    |      |    |    | 5            | 3:22    | 1   |               |         |          |              |      |     |     |    |    |  |  |  |  |  |
| Minnesota             |   | 41         | 2497:31      | 133     | 1198     | .900          | 3.20     | 20-19- 2 | .512         | 41 | 1    |    |    | 28           | 1706:44 | 84  | 825           | .908    | 2.95     | 13-13- 2     | .500 | 28  | 1   |    |    |  |  |  |  |  |
| Opponents             |   | 41         | 2497:31      | 148     | 1097     | .881          | 3.56     | 19-20- 2 | .488         | 41 | 3    |    |    | 28           | 1706:44 | 95  | 741           | .886    | 3.34     | 13-13- 2     | .500 | 28  | 3   |    |    |  |  |  |  |  |
| Special Teams         |   | Power Play | SHA          | Penalty | Kill     | SHF           | Combined |          |              |    |      |    |    | Power Play   | SHA     | Penalty                                     | Kill          | SHF     | Combined |              |      |     |     |    |    |  |  |  |  |  |
| Minnesota             |   | 56/205     | .273         | 5       | 166/200  | .830          | 9        | 222/405  | .548         |    |      |    |    | 38/142       | .268    | 2   | 113/130       | .869    | 5        | 151/272      | .555 |     |     |    |    |  |  |  |  |  |
| Opponents             |   | 34/200     | .170         | 9       | 149/205  | .727          | 5        | 183/405  | .452         |    |      |    |    | 17/130       | .131    | 5   | 104/142       | .732    | 2        | 121/272      | .445 |     |     |    |    |  |  |  |  |  |
| Scoring/Shots On Goal |   | 1st        | 2nd          | 3rd     | OT       | TOT           | 1st      | 2nd      | 3rd          | OT | SOG  |    |    | 1st          | 2nd     | 3rd   | OT            | TOT     | 1st      | 2nd          | 3rd  | OT  | SOG |    |    |  |  |  |  |  |
| Minnesota             |   | 45         | 48           | 52      | 3        | 148           | 416      | 423      | 387          | 19 | 1245 |    |    | 29           | 33      | 32  | 1             | 95      | 287      | 245          | 14   | 836 |     |    |    |  |  |  |  |  |
| Opponents             |   | 39         | 47           | 43      | 4        | 133           | 440      | 456      | 414          | 21 | 1331 |    |    | 27           | 30      | 23  | 4             | 84      | 288      | 319          | 284  | 18  | 909 |    |    |  |  |  |  |  |
| Difference            |   | +6         | +1           | +9      | -1       | +15           | -24      | -33      | -27          | -2 | -86  |    |    | +2           | +3      | +9  | -3            | +11     | -1       | -29          | -39  | -4  | -73 |    |    |  |  |  |  |  |
| Streaks               | Overall                                   | Conf       | Site         | H:18    | 9- 7- 2  | A:20          | 10-10- 0 | N: 3     | 1- 2- 0      |    |      |    |    | Site         | H:14    | 6- 6- 2                                     | A:14          | 7- 7- 0 | N: 0     | 0- 0- 0      |      |     |     |    |    |  |  |  |  |  |
| W/L                   | 0- 2                                      | 0- 4       | End1         | +:15    | 10- 4- 1 | -:11          | 3- 8- 0  | E:15     | 7- 7- 1      |    |      |    |    | End1         | +:10    | 6- 3- 1                                     | -: 7          | 2- 5- 0 | E:11     | 5- 5- 1      |      |     |     |    |    |  |  |  |  |  |
| WT/LT                 | 0- 2- 0                                   | 0- 4- 0    | End2         | +:19    | 17- 0- 2 | -:17          | 1-16- 0  | E: 5     | 2- 3- 0      |    |      |    |    | End2         | +:14    | 12- 0- 2                                    | -:11          | 0-11- 0 | E: 3     | 1- 2- 0      |      |     |     |    |    |  |  |  |  |  |
| Last 5                | 3- 2- 0                                   | 1- 4- 0    | Scoring      | 1st:22  | 13- 7- 2 | Scored on     | 1st:19   | 7-12- 0  |              |    |      |    |    | Scoring      | 1st:15  | 9- 4- 2                                     | Scored on     | 1st:13  | 4- 9- 0  |              |      |     |     |    |    |  |  |  |  |  |
| Last 10               | 4- 6- 0                                   | 1- 5- 0    |              |         |          |               |          |          |              |    |      |    |    |              |         |   |               |         |          |              |      |     |     |    |    |  |  |  |  |  |
| Last 15               | 8- 7- 0                                   | 1- 8- 7- 0 | Min. Leading |         |          | Min. Trailing |          |          | Minutes Even |    |      |    |    | Min. Leading |         |   | Min. Trailing |         |          | Minutes Even |      |     |     |    |    |  |  |  |  |  |
| Last 20               | 11- 9- 0                                  | 110- 9- 1  | 885:58       | 35.5%   | 766:56   | 30.7%         | 844:37   | 33.8%    |              |    |      |    |    | 589:45       | 34.6%   | 505:46                                      | 29.6%         | 611:13  | 35.8%    |              |      |     |     |    |    |  |  |  |  |  |



# GOLDEN GOPHER

# H O C K E Y

**University of Minnesota**  
**Media Relations**  
 Phone: (612) 625-4090  
 Fax: (612) 625-0359  
 Website: www.gophersports.com  
 Contact: John Romo  
 Phone: (612) 624-7318  
 E-Mail: romox001@umn.edu

**WEEKLY RELEASE**  
**October 16, 2000**

**MEDIA INFORMATION**

**TV:** Midwest Sports Channel (Live)/Frank Mazzocco-play-by-play; Reed Larson-color; Pat Micheletti - interviews

**RADIO:** KSTP-AM (Live)/Dan Terhaar-play-by-play; Glen Sonmor-color

**INTERVIEWS:** The coaching staff and players are available for interviews on WEDNESDAYS by request through the Media Relations office. The Golden Gopher locker room is CLOSED to the media at all times.

Postgame interviews will be done outside the locker room after a 10 minute cooling off period.

## This Weekend

### Minnesota-Duluth (0-0-0) at Minnesota (2-0-0)

### Fri.-Sat., Oct. 20-21 • 7:05 p.m.

### Mariucci Arena

### Series Information

*Series Notes: This will be the 178th meeting between Minnesota-Duluth and Minnesota • The Golden Gophers lead the all-time series 111-56-10 • In the 1990's, Minnesota held a 31-11-3 edge and in the past 10 games, it has an 8-1-1 advantage • The Golden Gophers have won seven in a row in the series, including a pair of sweeps last season.*

*The Bulldogs: Minnesota-Duluth finished 15-22-0 overall and 10-18-0 in the WCHA in '99-00, good for eighth place • The Bulldogs return 17 letterwinners from a year ago, including nine of their top 11 scorers • UMD lost its top two scorers in Colin Anderson (18-22-40) and Jeff Scissons (14-19-33) • Anderson and Scissons accounted for over a third of UMD's scoring last season • The Bulldogs averaged just 2.51 goals per game, the lowest total in the 56-year history of the program • UMD will have to replace goaltender Brant Nicklin, the school's all-time leader in saves percentage, shutouts and appearances • Sophomore center Michael Miskovich is the younger brother of Golden Gopher senior Aaron Miskovich.*

*Head Coach: Scott Sandelin is in his first season as head coach at UMD. Sandelin spent six seasons as an assistant coach at North Dakota before replacing former Bulldog head coach Mike Sertich. Sertich spent 18 seasons as head coach at UMD.*

### SCHEDULE/RESULTS

|             |   |            |
|-------------|---|------------|
| Oct. 7      | vs. Notre Dame <sup>c</sup>                               | W 7-3      |
| Oct. 14     | at Bemidji State <sup>#</sup>                             | W 9-3      |
| Oct. 20     | MINN-DULUTH   | 7:05 p.m.  |
| Oct. 21     | MINN-DULUTH   | 7:05 p.m.  |
| Oct. 27     | ALASKA-ANCH.  | 7:05 p.m.  |
| Oct. 28     | ALASKA-ANCH.  | 7:05 p.m.  |
| Nov. 3      | WISCONSIN   | 7:05 p.m.  |
| Nov. 4      | WISCONSIN   | 7:05 p.m.  |
| Nov. 10     | at North Dakota   | 7:35 p.m.  |
| Nov. 11     | at North Dakota   | 7:35 p.m.  |
| Nov. 17     | at St. Cloud State  | 7:05 p.m.  |
| Nov. 18     | ST. CLOUD STATE   | 7:05 p.m.  |
| Nov. 24     | MICHIGAN STATE <sup>#</sup>                               | 7:05 p.m.  |
| Nov. 25     | MICHIGAN <sup>#</sup>                                     | 7:05 p.m.  |
| Dec. 1      | at Denver   | 8:05 p.m.  |
| Dec. 2      | at Denver   | 8:05 p.m.  |
| Dec. 9      | QUINNIPIAC <sup>#</sup>                                   | 7:05 p.m.  |
| Dec. 10     | EXHIBITION*   | 7:05 p.m.  |
| Dec. 29     | MARIUCCI CLASSIC <sup>#</sup>                             |            |
|             | Lake Superior State/Bemidji State                         | 4 p.m.     |
|             | Union/Minnesota   | 7 p.m.     |
| Dec. 30     | MARIUCCI CLASSIC <sup>#</sup>                             |            |
|             | Third place game  | 4 p.m.     |
|             | Championship game   | 7 p.m.     |
| Jan. 5      | at Alaska-Anch.   | 10:35 p.m. |
| Jan. 6      | at Alaska-Anch.   | 10:35 p.m. |
| Jan. 12     | NORTH DAKOTA  | 7:05 p.m.  |
| Jan. 13     | NORTH DAKOTA  | 7:05 p.m.  |
| Jan. 19     | at Wisconsin  | 7:05 p.m.  |
| Jan. 20     | at Wisconsin  | 7:05 p.m.  |
| Jan. 23     | BROWN <sup>#</sup>  | 7:05 p.m.  |
| Jan. 27     | BEMIDJI STATE <sup>#</sup>                                | 7:05 p.m.  |
| Feb. 2      | MICHIGAN TECH   | 3:05 p.m.  |
| Feb. 3      | MICHIGAN TECH   | 3:05 p.m.  |
| Feb. 9      | at MSU, Mankato   | 7:35 p.m.  |
| Feb. 10     | at MSU, Mankato   | 7:35 p.m.  |
| Feb. 16     | COLORADO COLL.  | 7:05 p.m.  |
| Feb. 17     | COLORADO COLL.  | 7:05 p.m.  |
| Feb. 23     | at Minn.-Duluth   | 7:05 p.m.  |
| Feb. 24     | at Minn.-Duluth   | 7:05 p.m.  |
| March 2     | ST. CLOUD STATE   | 7:05 p.m.  |
| March 3     | at St. Cloud State  | 7:05 p.m.  |
| March 9-11  | WCHA FIRST ROUND  |            |
| March 15-17 | WCHA FINAL FIVE (at Xcel Energy Center - St. Paul, Minn.) |            |
| March 24-26 | NCAA REGIONALS (at Grand Rapids, Mich.)                   |            |
|             | (at Worcester, Mass.)                                     |            |
| April 5     | NCAA SEMIFINALS (at Albany, N.Y.)                         |            |
| April 7     | NCAA CHAMPIONSHIP (at Albany, N.Y.)                       |            |

*%-at Xcel Energy Center (St. Paul, Minn.)  
 \* - exhibition game  
 # - nonconference game  
 all game times are Central  
 game times are subject to change*

### Did You Know?

Minnesota has scored 16 goals in the first two games of the 2000-01 season. It is the most goals scored in a two-game span since the Golden Gophers had 17 in a two-game sweep (10-0, 7-0) of Northern Michigan, Jan. 26-27, 1996.

### Career Scoring vs. UMD

| Player (games)       | G-A--Pts | Notes                              |
|----------------------|----------|------------------------------------|
| Erik Westrum (15)    | 5-7--12  | Goal in 3 of 4 games last year     |
| John Pohl (7)        | 3-8--11  | 3g, 3a in two-game sweep, 11/19-20 |
| Dylan Mills (13)     | 1-8--9   | 1-1--2 on 11/19/00                 |
| Aaron Miskovich (14) | 5-3--8   | 2g in 3-1 win on 10/17/98          |
| Jordan Leopold (8)   | 1-5--6   | Team-high 10 shots, 11/19/00       |
| Stuart Senden (10)   | 2-0--2   | GWG in 3-2 win, 2/4/00             |
| Erik Wendell (8)     | 1-1--2   | 1-1--2 on 2/27/99                  |
| Nick Angell (4)      | 0-2--2   | First career points on 10/16/98    |
| Ben Tharp (2)        | 0-2--2   | 2a in 5-3 win on 11/19/99          |
| Jeff Taffe (4)       | 1-0--1   | Empty net goal on 2/5/00           |
| Nick Anthony (2)     | 0-1--1   | Assist on GWG on 2/4/00            |
| Matt DeMarchi (4)    | 0-1--1   | Assist in 4-1 win on 2/5/00        |
| Matt Leimbek (11)    | 0-1--1   | Assist on goal on 2/27/99          |
| Pat O'Leary (6)      | 0-1--1   | Assist on goal on 2/27/99          |

## 2000-01 Record When

|                                     |        |
|-------------------------------------|--------|
| Overall Record                      | 2-0-0  |
| WCHA Record                         | 0-0-0  |
| Home Record                         | 0-0-0  |
| Road Record                         | 1-0-0  |
| Neutral Site Record                 | 1-0-0  |
| Last 20 Games (including last year) | 12-8-0 |
| Last 10 Games (including last year) | 5-5-0  |
| Last 5 Games (including last year)  | 3-2-0  |
| Scoring A Power-Play Goal           | 2-0-0  |
| Not Scoring A Power-Play Goal       | 0-0-0  |
| Allowing A Power-Play Goal          | 1-0-0  |
| Not Allowing A Power-Play Goal      | 1-0-0  |
| Scoring A Short-Handed Goal         | 1-0-0  |
| Allowing A Short-Handed Goal        | 0-0-0  |
| 10 Or More Penalties                | 1-0-0  |
| Fewer Than 10 Penalties             | 1-0-0  |
| More Penalties Than Opponent        | 1-0-0  |
| Fewer Penalties Than Opponent       | 0-0-0  |
| Same Amount Of Penalties            | 1-0-0  |
| In One-Goal Games                   | 0-0-0  |
| In Two-Goal Games                   | 0-0-0  |
| In Three-Goal or More Games         | 2-0-0  |
| In Overtime Games                   | 0-0-0  |
| Scoring 4 or More Goals             | 2-0-0  |
| Scoring 3 or Fewer Goals            | 0-0-0  |
| Scoring 3 or More Goals             | 0-0-0  |
| Scoring 2 or Fewer Goals            | 0-0-0  |
| Allowing 4 or More Goals            | 0-0-0  |
| Allowing 3 or Fewer Goals           | 2-0-0  |
| Scoring First Goal Of Game          | 1-0-0  |
| Opponents Score First               | 1-0-0  |
| Leading After One Period            | 2-0-0  |
| Trailing After One Period           | 0-0-0  |
| Tied After One Period               | 0-0-0  |
| Scoring First Goal Of Second Period | 2-0-0  |
| Leading After Two Periods           | 2-0-0  |
| Trailing After Two Periods          | 0-0-0  |
| Tied After Two Periods              | 0-0-0  |
| Scoring First Goal Of Third Period  | 2-0-0  |
| Having 10-19 Shots On Goal          | 0-0-0  |
| Having 20-29 Shots On Goal          | 0-0-0  |
| Having 30-39 Shots On Goal          | 1-0-0  |
| Having 40 or More Shots On Goal     | 1-0-0  |
| Allowing 10-19 Shots On Goal        | 2-0-0  |
| Allowing 20-29 Shots On Goal        | 0-0-0  |
| Allowing 30-39 Shots On Goal        | 0-0-0  |
| Allowing 40 or More Shots On Goal   | 0-0-0  |
| Outshooting Opponent                | 2-0-0  |
| Opponent Outshoots Minnesota        | 0-0-0  |
| Shots Are Even                      | 0-0-0  |
| October                             | 2-0-0  |
| November                            | 0-0-0  |
| December                            | 0-0-0  |
| January                             | 0-0-0  |
| February                            | 0-0-0  |
| March                               | 0-0-0  |
| Tuesdays                            | 0-0-0  |
| Fridays                             | 0-0-0  |
| Saturdays                           | 2-0-0  |
| Sundays                             | 0-0-0  |
| Series Record                       | 0-0-0  |
| Games Following A Win               | 1-0-0  |
| Games Following A Loss              | 0-0-0  |
| Games Following A Tie               | 0-0-0  |

## News & Notes

**Minnesota Blows By Bemidji State:** In the first-ever meeting with Bemidji State, the Golden Gophers rallied from a 1-0 deficit in the first minute of the game to claim a 9-3 victory in Bemidji, Minn. Senior Erik Westrum tallied a goal and four assists, while freshmen Grant Potulny and Troy Riddle added two goals apiece in the win. Minnesota outshot the Beavers 54-16 and improved to 2-0-0 on the season.

**Lucia Gets #300:** Golden Gopher head coach Don Lucia earned his 300th career victory in the 7-3 victory over Notre Dame in the Hall of Fame Game, Oct. 7. With the Golden Gopher victory at Bemidji State, Lucia raised his career coaching record to 301-174-30 (.626) in 13-plus seasons behind the bench. His teams have won 20 or more games in all but three of the past 13 seasons, including a streak of eight straight years with 20-plus wins.

**Shooting Frenzy:** Minnesota outshot the Beavers 54-16 last Saturday. It is the most shots on goal for the Golden Gophers since they collected 54 in a 10-7 victory at Minnesota-Duluth on Feb. 27, 1999.

**Study in Contrasts:** Minnesota opened the 2000-01 campaign in front of 18,064 fans at the Xcel Energy Center in St. Paul, Minn., and played in front of a sell-out crowd of 2,358 at the John S. Glas Fieldhouse in Bemidji, Minn.

**First Meetings:** Minnesota defeated Bemidji State in the first-ever meeting between the two schools. Against current Division I hockey teams, the Golden Gophers own a 32-5-2 record in first-time meetings with those teams.

**Balancing Act:** A year ago, the junior and sophomore classes (now senior and junior classes) accounted for 65 percent of Minnesota's total points (goals and assists). Two games into the 2000-01 season, all four classes have been equally productive. The freshman class has accounted for 29 percent of the Golden Gophers' total points, followed by the seniors (26 percent), juniors (24 percent) and the sophomores (21 percent).

**First Impressions:** The highly-touted freshman class for Minnesota has lived up to expectations early on this season. The newcomers accounted for three goals and five points in the 7-3 victory against Notre Dame in the opener, while Grant Potulny and Troy Riddle lit it up against Bemidji State. Potulny scored a pair of goals and added an assist, while Riddle, preseason WCHA co-rookie of the year, added two more goals. The freshmen on this year's squad have accounted for seven goals and three assists.

**Grand Debut:** Grand Forks, N.D., native Grant Potulny has had quite an impact early on in his Golden Gopher career. Potulny is the first non-Minnesotan to play for the Golden Gophers in 13 years (Steve MacSwain, Alaska and John Blue, California). He is the first non-Minnesotan to score a goal for the Golden Gophers since Steve MacSwain (Alaska) scored in the second period vs. Wisconsin in a WCHA first-round playoff game on March 7, 1987. Potulny scored two goals and an assist in the 9-3 win at Bemidji State after collecting a goal and an assist in the season-opener against Notre Dame.

**White-Hot Westrum:** Senior captain Erik Westrum has been on fire thus far this season and earned WCHA Player of the Week honors for his two-goal performance against Notre Dame, Oct. 7. Against Bemidji State, he once again led the way with a career night. Westrum tallied a goal and a career-high four assists in the 9-3 rout. He also set a new personal-best with his five-point night. It was the 28th multi-point game of his career.

**Hauser Tames the Bulldogs:** Junior goaltender Adam Hauser has experienced more success vs. Minnesota-Duluth than against any other opponent he has faced in his career. In seven career starts, Hauser has posted a 7-0-0 record with a 2.14 goals-against-average and .918 saves percentage. Last year, Hauser earned his fourth career shutout in a 4-0 victory on Nov. 20 at Mariucci Arena. He stopped all 31 shots he faced in the contest.

**Well Ain't That Special:** Minnesota's special teams have been dominant thus far this season. The Golden Gopher power-play, the best in the WCHA last year (.273), capitalized on three of six opportunities in each of the first two games, while Minnesota's penalty kill has allowed just one goal in 11 opportunities (.909). Against Notre Dame in the opener, the Fighting Irish managed just one shot on goal on their six power-play chances.

**Minnesota in WCHA Openers:** The Golden Gophers were 4-3-3 in WCHA openers in the 1990's, including 0-1-2 in the last three. During that span, Minnesota was 5-1-4 in WCHA home openers.

**Home Cookin':** This weekend's series against Minnesota-Duluth begins a stretch of six straight games at Mariucci Arena. Following the series against the Bulldogs, the Golden Gophers welcome Alaska-Anchorage and Wisconsin to town.

**Against the Odds:** Senior Aaron Miskovich thrives on being the underdog. After leading the WCHA in shorthanded goals with four last year, the Grand Rapids, Minn., native added another shorthanded goal in the 9-3 win at Bemidji State. It is the eighth such goal of his career. Paul Broten holds the school's career record with 10 shorthanded goals from 1984-88.

**Pregame Festivities:** The University of Minnesota will host a pregame picnic prior to the Golden Gopher men's hockey season home opener against WCHA rival Minnesota-Duluth on Friday, Oct. 20. Free hot dogs and brats will be offered in front of Mariucci Arena. Festivities will kick off at 5 p.m. with face-off scheduled for 7:05 p.m.

**Blueline Luncheons:** The first Blueline Club Luncheon is scheduled for Friday, Oct. 20, at 11:45 p.m. at Jax Cafe in Minneapolis. Scheduled guests include Golden Gopher head coach Don Lucia, Minnesota senior captain Erik Westrum and UMD head coach Scott Sandelin. Tickets for the event can be purchased at the door on Friday. The luncheon schedule for the 2000-01 season is as follows:

|               |                         |
|---------------|-------------------------|
| Fri., Oct. 20 | UMD Series              |
| Fri., Nov. 3  | Wisconsin Series        |
| Fri., Jan. 12 | North Dakota Series     |
| Fri., Feb. 16 | Colorado College Series |

## Minnesota & the WCHA

### Team

#### Scoring Offense

1. Minnesota, 8.00

#### Scoring Defense

1. St. Cloud State, 2.00
4. Minnesota, 3.00

#### Power Play

1. Minnesota, 54.5%

#### Penalty Kill

1. Wisconsin, 92.9%
2. Minnesota, 91.7%

#### Penalty Minutes

1. Minnesota, 28.0

### Individual

#### Point Scoring

1. Dany Heatley, Wis., 2-5--7 (4g)  
Erik Westrum, Minn., 3-4--7 (2g)

#### Goal Scoring

1. Several tied, 3

#### Defenseman Scoring

1. Jordan Leopold, Minn., 1-4--5 (2g)  
Jeff Dessner, Wis., 1-4--5 (4g)

#### Freshman Scoring

1. Peter Sejna, CC, 3-2--5 (2g)  
Grant Potulny, Minn., 3-2--5 (2g)

## Period-By-Period

| Scoring       | 1st | 2nd | 3rd | Total |
|---------------|-----|-----|-----|-------|
| Minnesota     | 5   | 5   | 6   | 16    |
| Opponent      | 1   | 2   | 3   | 6     |
| Shots on Goal | 1st | 2nd | 3rd | Total |
| Minnesota     | 34  | 28  | 23  | 85    |
| Opponent      | 10  | 9   | 15  | 24    |

## Top Line Performances

| Line                      | Opp.           | Totals  |
|---------------------------|----------------|---------|
| Potulny, Westrum, Anthony | at BSU, 10/14  | 3-7--10 |
| O'Leary, Taffe, Riddle    | vs. N.D., 10/7 | 3-2--5  |
| Potulny, Westrum, Anthony | vs. N.D., 10/7 | 3-2--5  |
| O'Leary, Taffe, Riddle    | at BSU, 10/14  | 2-3--3  |

## Miscellaneous

Minnesota has 21 winning seasons in the last 23 years • the Golden Gophers were 17-5-0 against non-NCAA tournament teams in the 1999-2000 campaign, but only 3-15-2 against teams who made it to the national tournament • Minnesota led the WCHA in power-play efficiency in both conference games only and all games • the Golden Gophers return six of their top seven scorers from last season • Minnesota said goodbye to five seniors from the 1999-2000 roster (Dave Spehar, Nate Miller, Rico Pagel, Mike Lyons, Ryan Trebil) • the Golden Gophers were 1-2-0 in neutral ice games last season • Minnesota was 11-3-0 after Christmas break before mononucleosis sidelined goalie Adam Hauser • among returning players in the WCHA, only North Dakota's Jeff Panzer (19-44--63) had more points than John Pohl (18-41--59) • Minnesota has won eight of its last nine road contests, with the only loss coming to St. Cloud State, 3/4/00.

## Preseason Pub

### Grand Forks Herald WCHA Coaches Poll

1. North Dakota (6) 77
2. Wisconsin (3) 70
3. St. Cloud State (1) 61
- Minnesota 61
5. Colorado College 54
6. Denver 37
7. MSU, Mankato 35
8. Alaska-Anchorage 23
- Minnesota-Duluth 23
10. Michigan Tech 9

**WCHA Preseason Player of the Year**  
Dany Heatley, Wisconsin

**WCHA Preseason Rookie of the Year**  
Connor James, Denver  
Troy Riddle, Minnesota

## THE LAST TIME IT HAPPENED

### Minnesota Swept A Road Series:

March 10-11, 2000 @ Colorado College (4-2, 3-2)

### Minnesota Was Swept In A Road Series:

November 12-13, 2000 @ Wisconsin (4-3, 5-4 ot)

### Minnesota Swept A Home Series:

January 14-15, 2000 vs. Denver (7-6 ot, 7-3)

### Minnesota Was Swept In A Home Series:

February 25-26, 2000 vs. Wisconsin (4-2, 5-4)

### Minnesota Shut Out An Opponent:

November 20, 1999 vs. Minnesota-Duluth  
(Adam Hauser, 4-0)

### An Opponent Shut Out Minnesota:

March 3, 2000 vs. St. Cloud State (Scott Meyer, 5-0)

### Minnesota Player Scored A Hat Trick:

February 18, 2000 @ Michigan Tech  
(Dave Spehar, 9-2 Minnesota win)

### Minnesota Player Scored A Pure Hat Trick:

February 26, 1999 @ Minnesota-Duluth  
(Wyatt Smith, 4-1 Minnesota win)

### An Opponent Scored A Hat Trick:

January 22, 1999 @ North Dakota  
(Jeff Panzer, four goals, 5-4, Minnesota loss)

### Minnesota Player Scored Four Goals In A Game:

February 27, 1999 @ Minnesota-Duluth  
(Reggie Berg, 10-7 Minnesota win)

### Minnesota Won When Trailing After Two Periods:

March 11, 2000 @ Colorado College in WCHA First Round (3-2 OT/trailing 1-0 heading into third period)

### Minnesota Had 50 or More Shots On Goal In A Game:

October 14, 2000 @ Bemidji State  
(54 shots, 9-3 Minnesota win)

### Opponent Had 50 or More Shots On Goal In A Game:

January 31, 1997 @ North Dakota  
(51 shots, 6-4 Minnesota loss)

### Minnesota Player Scored A Shorthanded Goal:

October 14, 2000 @ Bemidji State  
(Aaron Miskovich, third period, 9-3 Minnesota win)

### Minnesota Won In Overtime:

March 11, 2000 vs. Colorado College (3-2)

### Minnesota Lost In Overtime:

March 4, 2000 @ St. Cloud State (4-3)

### Minnesota Tied In Overtime:

December 11, 1999 vs. St. Cloud State (2-2)

### Minnesota Scored 10 Goals Or More In A Game:

February 27, 1999 @ Minnesota-Duluth  
(10-7 Minnesota win)

### Opponent Scored 10 Goals Or More In A Game:

January 30, 1993 @ Michigan Tech  
(10-2 Minnesota loss)

## Career Game Highs

### #1 Adam Hauser

Goals Allowed: 0 (4 times, last 11/20/99 vs. UMD)  
Saves: 44 (10/22/99 vs. North Dakota)  
Saves %: 1.000 (4 times, last 11/20/99 vs. UMD)

### #2 Mark Nenovich

Goals: 1 (2 times, last 3/11/00 at CC)  
Assists: 1 (2 times, last 1/30/00 vs. MSU, Mank.)  
Points (Game): 2 (12/29/99 vs. Harvard)

### #3 Jordan Leopold

Goals: 2 (2 times, last 1/14/00 vs. Denver)  
Assists: 3 (3 times, last 10/14/00 at BSU)  
Points (Game): 4 (10/14/00 at BSU)

### #4 Dylan Mills

Goals: 2 (1/29/00 vs. MSU, Mankato)  
Assists: 2 (9 times, last 3/17/00 vs. Wis.)  
Points: 4 (1/29/00 vs. MSU, Mankato)

### #7 Erik Westrum

Goals: 3 (11/13/99 at Wisconsin)  
Assists: 4 (10/14/00 at Bemidji State)  
Points: 5 (10/14/00 at Bemidji State)

### #9 John Pohl

Goals: 3 (1/15/00 vs. Denver)  
Assists: 4 (1/14/00 vs. Denver)  
Points: 4 (3 times, last 1/15/00 vs. Denver)

### #11 Erik Wendell

Goals: 1 (11 times, last 3/10/00 at CC)  
Assists: 1 (9 times, last 2/26/00 vs. Wis.)  
Points: 2 (2 times, last 3/12/99 vs. UAA)

### #12 Matt Koalska

Goals: 1 (10/7/00 vs. Notre Dame)  
Assists: 1 (10/7/00 vs. Notre Dame)  
Points: 2 (10/7/00 vs. Notre Dame)

### #15 Stuart Senden

Goals: 2 (2 times, last 2/26/00 vs. Wis.)  
Assists: 2 (1/2/99 at Boston College)  
Points: 2 (4 times, last 2/26/00 vs. Wis.)

### #16 Nick Anthony

Goals: 1 (4 times, last 2/12/00 vs. CC)  
Assists: 1 (4 times, last 2/26/00 vs. Wis.)  
Points: 2 (10/29/99 vs. BC)

### #18 Grant Potulny

Goals: 2 (10/14/00 at Bemidji State)  
Assists: 1 (2 times, last 10/14/00 at BSU)  
Points: 3 (10/14/00 at Bemidji State)

### #19 Matt DeMarchi

Goals: 1 (2 times, last 10/14/00 at BSU)  
Assists: 2 (3/16/00 vs. MSU, Mankato)  
Points: 2 (2 times, last 10/14/00 at BSU)

### #21 Troy Riddle

Goals: 2 (10/14/00 at Bemidji State)  
Assists: n/a  
Points: 2 (10/14/00 at Bemidji State)

### #22 Jeff Taffe

Goals: 2 (1/29/00 vs. MSU, Mankato)  
Assists: 4 (2/18/00 at Michigan Tech)  
Points: 4 (2/18/00 at Michigan Tech)

### #24 Ben Tharp

Goals: 1 (10/14/00 at Bemidji State)  
Assists: 3 (2/18/00 at Michigan Tech)  
Points: 3 (2/18/00 at Michigan Tech)

### #25 Pat O'Leary

Goals: 2 (1/15/00 vs. Denver)  
Assists: 1 (3 times, last 3/11/00 at CC)  
Points: 2 (1/15/00 vs. Denver)

### #26 Nick Angell

Goals: 1 (four times, last 1/2/99 at BC)  
Assists: 2 (12/10 at SCSU)  
Points: 2 (two times, last 2/18 at MTU)

### #27 Aaron Miskovich

Goals: 2 (4 times, last 2/11/00 vs. CC)  
Assists: 4 (1/15/00 vs. Denver)  
Points: 4 (2 times, last 2/11/00 vs. CC)

### #28 Matt Leimbek

Goals: 1 (5 times, last 1/14/00 vs. Denver)  
Assists: 2 (2 times, last 1/29/99 vs. MTU)  
Points: 3 (1/29/99 vs. Michigan Tech)

### #30 Erik Young

Goals Allowed: 3 (2/25/00 vs. Wis.)  
Saves: 30 (2/26/00 vs. Wis.)  
Saves Percentage: .900 (2/25/00 vs. Wis.)

### #34 Pete Samargia

Goals Allowed: 4 (3/4/00 at SCSU)  
Saves (Game): 35 (3/4/00 at SCSU)  
Saves%: .897 (3/4/00 at SCSU)

## Did You Know?

**Minnesota and the NHL:** 54 percent (14/26) of the Golden Gophers on this year's squad have been drafted by teams in the NHL, the highest percentage ever at Minnesota. Prior to the 1998-99 season, only 25 percent (7/28) of players on the roster had been chosen.



### CAREER GOALS – CURRENT PLAYERS

|                 |    |
|-----------------|----|
| Erik Westrum    | 46 |
| Aaron Miskovich | 32 |
| John Pohl       | 25 |
| Stuart Senden   | 16 |
| Jordan Leopold  | 14 |
| Dylan Mills     | 11 |
| Erik Wendell    | 11 |
| Jeff Taffe      | 11 |
| Pat O'Leary     | 7  |
| Matt Leimbek    | 5  |
| Nick Angell     | 4  |
| Nick Anthony    | 4  |
| Grant Potulny   | 3  |
| Troy Riddle     | 3  |
| Mark Nenovich   | 2  |
| Matt DeMarchi   | 2  |
| Matt Koalska    | 1  |
| Ben Tharp       | 1  |

### CAREER ASSISTS – CURRENT PLAYERS

|                 |    |
|-----------------|----|
| Erik Westrum    | 68 |
| John Pohl       | 52 |
| Dylan Mills     | 44 |
| Jordan Leopold  | 38 |
| Aaron Miskovich | 35 |
| Matt Leimbek    | 17 |
| Nick Angell     | 15 |
| Stuart Senden   | 13 |
| Jeff Taffe      | 13 |
| Ben Tharp       | 12 |
| Erik Wendell    | 9  |
| Matt DeMarchi   | 7  |
| Nick Anthony    | 7  |
| Pat O'Leary     | 3  |
| Mark Nenovich   | 2  |
| Grant Potulny   | 2  |
| Matt Koalska    | 1  |

### CAREER POINTS – CURRENT PLAYERS

|                 |     |
|-----------------|-----|
| Erik Westrum    | 114 |
| John Pohl       | 77  |
| Aaron Miskovich | 67  |
| Dylan Mills     | 55  |
| Jordan Leopold  | 52  |
| Stuart Senden   | 29  |
| Jeff Taffe      | 24  |
| Matt Leimbek    | 22  |
| Erik Wendell    | 20  |
| Nick Angell     | 19  |
| Ben Tharp       | 13  |
| Nick Anthony    | 11  |
| Pat O'Leary     | 10  |
| Matt DeMarchi   | 9   |
| Grant Potulny   | 5   |
| Mark Nenovich   | 4   |
| Troy Riddle     | 3   |
| Matt Koalska    | 2   |

### CAREER GAMES – CURRENT PLAYERS

|                 |     |
|-----------------|-----|
| Erik Westrum    | 120 |
| Dylan Mills     | 119 |
| Aaron Miskovich | 112 |
| Stuart Senden   | 107 |
| Matt Leimbek    | 90  |
| John Pohl       | 84  |
| Jordan Leopold  | 79  |
| Adam Hauser     | 77  |
| Nick Angell     | 75  |
| Erik Wendell    | 74  |
| Pat O'Leary     | 43  |
| Mark Nenovich   | 42  |
| Matt DeMarchi   | 40  |
| Jeff Taffe      | 40  |
| Nick Anthony    | 35  |
| Ben Tharp       | 33  |
| Matt Koalska    | 2   |
| Paul Martin     | 2   |
| Grant Potulny   | 2   |
| Troy Riddle     | 2   |
| Jon Waibel      | 2   |

## WCHA Standings/Schedule

| Team (Overall Record, win %)    | GP | W | L | T | Pts | GF | GA | GDif |
|---------------------------------|----|---|---|---|-----|----|----|------|
| Colorado College (2-0-0, 1.000) | 2  | 2 | 0 | 0 | 4   | 12 | 7  | +5   |
| Wisconsin (4-0-0, 1.000)        | 2  | 2 | 0 | 0 | 4   | 9  | 2  | +7   |
| Alaska Anchorage (0-2-0, .000)  | 0  | 0 | 0 | 0 | 0   | 0  | 0  | 0    |
| Denver (0-0-0, .000)            | 0  | 0 | 0 | 0 | 0   | 0  | 0  | 0    |
| Minnesota (2-0-0, 1.000)        | 0  | 0 | 0 | 0 | 0   | 0  | 0  | 0    |
| Minnesota-Duluth (0-0-0, .000)  | 0  | 0 | 0 | 0 | 0   | 0  | 0  | 0    |
| North Dakota (1-0-3, .000)      | 0  | 0 | 0 | 0 | 0   | 0  | 0  | 0    |
| St. Cloud State (1-0-1, .000)   | 0  | 0 | 0 | 0 | 0   | 0  | 0  | 0    |
| MSU, Mankato (0-2-0, .000)      | 2  | 0 | 2 | 0 | 0   | 7  | 12 | -5   |
| Michigan Tech (0-2-1, .000)     | 2  | 0 | 2 | 0 | 0   | 2  | 9  | -7   |

### Games This Weekend

MSU-Mankato at Wisconsin (Fri./Sat.)  
 Michigan Tech at North Dakota (Fri./Sat.)  
 Alaska-Anchorage at Alaska-Fairbanks (Fri.)  
 Boston College at Denver (Fri./Sat.)  
 St. Cloud State at Bemidji State (Fri.) - Bemidji State at St. Cloud State (Sat.)

## Season Highs/Lows

### Team

|   |  |
|---|--|
| <b>MOST GOALS/GAME</b>                    | (9) 10/14 @ Bemidji State  |
| <b>LEAST GOALS/GAME</b>                   | (7) 10/7 vs. Notre Dame  |
| <b>MOST ASSISTS/GAME</b>                  | (13) 10/14 @ Bemidji State   |
| <b>LEAST ASSISTS/GAME</b>                 | (8) 10/7 vs. Notre Dame  |
| <b>MOST GOALS AGAINST/GAME</b>            | (3) two times, last 10/14 @ Bemidji State                                |
| <b>LEAST GOALS AGAINST/GAME</b>           | (3) two times, last 10/14 @ Bemidji State                                |
| <b>MOST ASSISTS AGAINST/GAME</b>          | (4) 10/14 @ Bemidji State  |
| <b>LEAST ASSISTS AGAINST/GAME</b>         | (3) 10/7 vs. Notre Dame  |
| <b>MOST GOALS/PERIOD</b>                  | (4) 10/14 @ Bemidji State - third period                                 |
| <b>MOST GOALS AGAINST/PERIOD</b>          | (2) 10/7 vs. Notre Dame - third period                                   |
| <b>MOST POWER PLAY GOALS/GAME</b>         | (3) two times, last 10/14 @ Bemidji State                                |
| <b>MOST POWER PLAY GOALS ALLOWED/GAME</b> | (1) 10/14 @ Bemidji State  |
| <b>MOST SHOTS ON GOAL/GAME</b>            | (54) 10/14 @ Bemidji State   |
| <b>LEAST SHOTS ON GOAL/GAME</b>           | (31) 10/7 vs. Notre Dame   |
| <b>MOST SHOTS AGAINST/GAME</b>            | (18) 10/7 vs. Notre Dame   |
| <b>LEAST SHOTS AGAINST/GAME</b>           | (16) 10/14 @ Bemidji State   |
| <b>MOST SHOTS ON GOAL/PERIOD</b>          | (24) 10/14 @ Bemidji State - first period                                |
| <b>MOST SHOTS AGAINST/PERIOD</b>          | (8) 10/7 vs. Notre Dame - third period                                   |
| <b>MOST PENALTIES/GAME</b>                | (21) 10/7 vs. Notre Dame   |
| <b>LEAST PENALTIES/GAME</b>               | (7) 10/14 @ Bemidji State  |
| <b>MOST PIM/GAME</b>                      | (42) 10/7 vs. Notre Dame   |
| <b>LEAST PIM/GAME</b>                     | (14) 10/14 @ Bemidji State   |
| <b>MOST OPP. PENALTIES/GAME</b>           | (20) 10/7 vs. Notre Dame   |
| <b>LEAST OPP. PENALTIES/GAME</b>          | (7) 10/14 @ Bemidji State  |
| <b>MOST OPP. PIM/GAME</b>                 | (51) 10/7 vs. Notre Dame   |
| <b>LEAST OPP. PIM/GAME</b>                | (14) 10/14 @ Bemidji State   |
| <b>QUICKEST TWO GOALS</b>                 | (0:42) 10/14 @ Bemidji State – third period (Potulny, Riddle)            |
| <b>QUICKEST THREE GOALS</b>               | (6:31) 10/14 @ Bemidji State – first period (DeMarchi, Potulny, Westrum) |

## Individual

|                           |  |
|---------------------------|--|
| <b>GOALS/GAME</b>         | (2) two times, last Grant Potulny, 10/14 @ Bemidji State               |
| <b>GOALS/PERIOD</b>       | (2) Erik Westrum, 10/7 vs. Notre Dame - second period                  |
| <b>ASSISTS/GAME</b>       | (4) Erik Westrum, 10/14 @ Bemidji State                                |
| <b>ASSISTS/PERIOD</b>     | (2) two times, last Erik Westrum, 10/14 @ Bemidji State - first period |
| <b>POINTS/GAME</b>        | (5) Erik Westrum, 10/14 @ Bemidji State                                |
| <b>POINTS/PERIOD</b>      | (3) Erik Westrum, 10/14 @ Bemidji State - first period                 |
| <b>PENALTIES/GAME</b>     | (4) Ben Tharp, 10/7 vs. Notre Dame                                     |
| <b>PIM/GAME</b>           | (8) Ben Tharp, 10/7 vs. Notre Dame                                     |
| <b>SHOTS ON GOAL/GAME</b> | (7) Troy Riddle, 10/14 @ Bemidji State                                 |
| <b>SAVES/GAME</b>         | (15) Adam Hauser, 10/7 vs. Notre Dame                                  |

## Goal Breakdown

|                              | MN | OPP |
|------------------------------|----|-----|
| 5-on-5                       | 9  | 4   |
| 5-on-4                       | 6  | 1   |
| 6-on-5                       | 0  | 0   |
| 4-on-5                       | 1  | 0   |
| 4-on-4                       | 0  | 1   |
| 5-on-3                       | 0  | 0   |
| 4-on-3                       | 0  | 0   |
| Power Play                   | 6  | 1   |
| Shorthanded                  | 1  | 0   |
| Empty Net                    | 0  | 0   |
| First Minute of Game         | 0  | 1   |
| First 2 Minutes of Game      | 0  | 0   |
| First 5 Minutes of Game      | 1  | 0   |
| First 10 Minutes of Game     | 1  | 0   |
| First Goal of Game           | 1  | 1   |
| First Minute of Period       | 2  | 1   |
| Last Minute of Period        | 1  | 0   |
| Last Minute of Game          | 1  | 0   |
| Last 5 Minutes of Game       | 2  | 2   |
| To Tie Game – Last 5 Minutes | 0  | 0   |
| To Win Game – Last 5 Minutes | 0  | 0   |
| Unassisted                   | 3  | 1   |
| One Assist                   | 5  | 4   |
| Two Assists                  | 8  | 1   |
| Home                         | 0  | 0   |
| Road                         | 9  | 3   |
| Neutral                      | 7  | 3   |
| Overtime                     | 0  | 0   |

### GOAL SCORED AFTER OPPONENTS' GOAL

|                       | MN | OPP |
|-----------------------|----|-----|
| Less Than One Minute  | 1  | 0   |
| One To Three Minutes  | 1  | 0   |
| Three To Five Minutes | 0  | 0   |

## Stats By Class

|               | G-A--Pts | P/M   | Shots | PP | GW |
|---------------|----------|-------|-------|----|----|
| Senior (5)    | 4-5--9   | 4/8   | 24    | 2  | 0  |
| Junior (5)    | 2-6--8   | 9/18  | 22    | 0  | 0  |
| Sophomore (7) | 3-4--7   | 11/22 | 17    | 1  | 1  |
| Freshman (6)  | 7-3--10  | 4/8   | 22    | 3  | 0  |

## The Captains

Seniors Erik Westrum and Dylan Mills and junior John Pohl will serve as team captains for the 2000-01 season. Westrum and Mills were also captains for the 1999-2000 campaign. The duo joins Casey Hankinson (1996-98), Allen Opsahl (1944-47) and Bob Carley (1944-46) as the only Golden Gophers to serve as captains in multiple years.

## Minnesota vs. NCAA Field

Minnesota played 20 of its 41 games last season against teams that participated in the 12-team NCAA Tournament. The Golden Gophers were 3-15-2 in those games. This year, Minnesota will play 14 games against teams that competed in last year's NCAA Tournament.

### 2000-01 vs. 1999-2000 NCAA Tournament Teams

|            |                     |                           |
|------------|---------------------|---------------------------|
| Nov. 3-4   | vs. Wisconsin       | defeated in quarterfinals |
| Nov. 10-11 | @ North Dakota      | national champions        |
| Nov. 17    | at St. Cloud State  | defeated in first round   |
| Nov. 17    | vs. St. Cloud State | defeated in first round   |
| Nov. 24    | vs. Michigan State  | defeated in first round   |
| Nov. 25    | vs. Michigan        | defeated in quarterfinals |
| Jan. 12-13 | vs. North Dakota    | national champions        |
| Jan. 19-20 | @ Wisconsin         | defeated in quarterfinals |
| March 2    | vs. St. Cloud State | defeated in first round   |
| March 3    | at St. Cloud State  | defeated in first round   |

## multiple-point games (season/career)

| Player (Games)         | Last Time                          | Record        |
|------------------------|------------------------------------|---------------|
| Erik Westrum (2/28)    | 10/14/00 at Bemidji State (1g, 4a) | 2-0-0/13-13-2 |
| Grant Potulny (2/2)    | 10/14/00 at Bemidji State (2g, 1a) | 1-0-0/1-0-0   |
| Jordan Leopold (1/9)   | 10/14/00 at Bemidji State (1g, 3a) | 1-0-0/4-4-1   |
| Jeff Taffe (1/5)       | 10/7/00 vs. N. Dame (1g, 1a)       | 1-0-0/4-1-0   |
| Nick Anthony (1/2)     | 10/14/00 at Bemidji State (2a)     | 1-0-0/2-0-0   |
| Matt DeMarchi (1/2)    | 10/14/00 at Bemidji State (1g, 1a) | 1-0-0/2-0-0   |
| Matt Koalska (1/1)     | 10/7/00 vs. N. Dame (1g, 1a)       | 1-0-0/1-0-0   |
| Troy Riddle (1/1)      | 10/14/00 at Bemidji State (2g)     | 1-0-0/1-0-0   |
| John Pohl (0/20)       | 3/18/00 vs. SCSU (3a)              | 0-0-0/14-6-0  |
| Dylan Mills (0/13)     | 3/17/00 vs. SCSU (2g)              | 0-0-0/9-6-0   |
| Aaron Miskovich (0/13) | 2/19/00 @ MTU (1g, 1a)             | 0-0-0/9-3-1   |
| Stuart Senden (0/4)    | 2/26/00 vs. WIS (2g)               | 0-0-0/2-2-0   |
| Matt Leimbek (0/3)     | 1/30 vs. MTU (1g, 1a)              | 0-0-0/2-1-0   |
| Nick Angell (0/2)      | 2/18/00 @ MTU (1g, 1a)             | 0-0-0/1-1-0   |
| Ben Tharp (0/2)        | 2/18/00 @ MTU (3a)                 | 0-0-0/2-0-0   |
| Erik Wendell (0/2)     | 3/5 vs. UAA (1g, 1a)               | 0-0-0/2-0-0   |
| Mark Nenovich (0/1)    | 12/29/99 vs. Harvard (1g, 1a)      | 0-0-0/1-0-0   |
| Pat O'Leary (0/1)      | 1/15/00 vs. DU (2g)                | 0-0-0/1-0-0   |

## multiple-goal games (season/career)

| Player (Games)        | Last Time                      | Record      |
|-----------------------|--------------------------------|-------------|
| Grant Potulny (1/1)   | 10/14/00 at Bemidji State (2g) | 1-0-0/1-0-0 |
| Troy Riddle (1/1)     | 10/14/00 at Bemidji State (2g) | 1-0-0/1-0-0 |
| Erik Westrum (1/10)   | 10/7/00 vs. N. Dame (2g)       | 1-0-0/4-5-1 |
| John Pohl (0/3)       | 1/28/00 vs. MSU (2g)           | 0-0-0/3-0-0 |
| Aaron Miskovich (0/4) | 2/13/00 vs. CC (2g)            | 0-0-0/4-0-0 |
| Jordan Leopold (0/2)  | 1/14/00 vs. DU (2g)            | 0-0-0/1-1-0 |
| Stuart Senden (0/2)   | 2/26/00 vs. WIS (2g)           | 0-0-0/1-1-0 |
| Dylan Mills (0/1)     | 1/29/00 vs. MSU (2g)           | 0-0-0/0-1-0 |
| Pat O'Leary (0/1)     | 1/15/00 vs. DU (2g)            | 0-0-0/1-0-0 |
| Jeff Taffe (0/1)      | 1/29/00 vs. MSU (2g)           | 0-0-0/0-1-0 |

## Minnesota Men - 2000-2001 Schedule & Results

| Date         | Opponent           | Result   |     | Overall Record    | Conf Record |
|--------------|--------------------|----------|-----|-------------------|-------------|
| * Sat Oct 7  | vs Notre Dame      | NC W 7-3 | Box | 1-0-0             | 0-0-0       |
| Sat Oct 14   | at Bemidji State   | NC W 9-3 | Box | 2-0-0             | 0-0-0       |
| Fri Oct 20   | MINN-DULUTH        | WC       |     | 7:05 pm           |             |
| Sat Oct 21   | MINN-DULUTH        | WC       |     | 7:05 pm           |             |
| Fri Oct 27   | ALASK-ANCHORAGE    | WC       |     | 7:05 pm           |             |
| Sat Oct 28   | ALASK-ANCHORAGE    | WC       |     | 7:05 pm           |             |
| Fri Nov 3    | WISCONSIN          | WC       |     | 7:05 pm           |             |
| Sat Nov 4    | WISCONSIN          | WC       |     | 7:05 pm           |             |
| Fri Nov 10   | at North Dakota    | WC       |     | 7:35 pm           |             |
| Sat Nov 11   | at North Dakota    | WC       |     | 7:35 pm           |             |
| Fri Nov 17   | at St. Cloud       | WC       |     | 7:05 pm           |             |
| Sat Nov 18   | ST. CLOUD          | WC       |     | 7:05 pm           |             |
| # Fri Nov 24 | MICHIGAN STATE     | NC       |     | 7:05 pm           |             |
| & Sat Nov 25 | MICHIGAN           | NC       |     | 7:05 pm           |             |
| Fri Dec 1    | at Denver          | WC       |     | 7:35 pm           |             |
| Sat Dec 2    | at Denver          | WC       |     | 7:05 pm           |             |
| Sat Dec 9    | QUINNIPIAC         | NC       |     | 7:05 pm           |             |
| Wed Dec 13   | CSKA (RED ARMY)    | EX       |     | 7:05 pm           |             |
| % Fri Dec 29 | UNION              | NC       |     | 7:05 pm           |             |
| + Sat Dec 30 | LAKESUP/BEMIDJI    | NC       |     | 4:05 pm / 7:05 pm |             |
| Fri Jan 5    | at Alask-Anchorage | WC       |     | 7:35 pm           |             |
| Sat Jan 6    | at Alask-Anchorage | WC       |     | 7:05 pm           |             |
| Fri Jan 12   | NORTH DAKOTA       | WC       |     | 7:05 pm           |             |
| Sat Jan 13   | NORTH DAKOTA       | WC       |     | 7:05 pm           |             |
| Fri Jan 19   | at Wisconsin       | WC       |     | 7:05 pm           |             |
| Sat Jan 20   | at Wisconsin       | WC       |     | 7:05 pm           |             |
| Tue Jan 23   | BROWN              | NC       |     | 7:05 pm           |             |
| Sat Jan 27   | BEMIDJI STATE      | NC       |     | 7:05 pm           |             |
| Fri Feb 2    | MICHIGAN TECH.     | WC       |     | 7:05 pm           |             |
| Sat Feb 3    | MICHIGAN TECH.     | WC       |     | 3:05 pm           |             |
| Fri Feb 9    | at MSU-Mankato     | WC       |     | 7:35 pm           |             |
| Sat Feb 10   | at MSU-Mankato     | WC       |     | 7:05 pm           |             |
| Fri Feb 16   | COLORADO COLL.     | WC       |     | 7:05 pm           |             |
| Sat Feb 17   | COLORADO COLL.     | WC       |     | 7:05 pm           |             |
| Fri Feb 23   | at Minn-Duluth     | WC       |     | 7:05 pm           |             |
| Sat Feb 24   | at Minn-Duluth     | WC       |     | 7:05 pm           |             |
| Fri Mar 2    | ST. CLOUD          | WC       |     | 7:05 pm           |             |
| Sat Mar 3    | at St. Cloud       | WC       |     | 7:05 pm           |             |

- \* - Hall of Fame Game
- # - College Hockey Showcase
- & - College Hockey Showcase
- % - Mariucci Classic
- + - Mariucci Classic Consolation/Championship

| Records | Conf  | Non-Conf | Overall | GF-GA   | Conf | Non-Conf | Overall |
|---------|-------|----------|---------|---------|------|----------|---------|
| Overall | 0-0-0 | 2-0-0    | 2-0-0   | Overall | 0-0  | 16-6     | 16-6    |
| Home    | 0-0-0 | 0-0-0    | 0-0-0   | Home    | 0-0  | 0-0      | 0-0     |
| Away    | 0-0-0 | 1-0-0    | 1-0-0   | Away    | 0-0  | 9-3      | 9-3     |
| Neutral | 0-0-0 | 1-0-0    | 1-0-0   | Neutral | 0-0  | 7-3      | 7-3     |

Please use the "Back" button on your browser to return to the previous page, or click on the puck at the right to return to the collegehockeystats.com index.

600153 Pages Accessed Since October 8, 1999

### Minnesota Men - 2000-2001 Team Statistics

| Minnesota             |         | Overall - 2 Games Played ( 2- 0- 0 1.000 ) |              |              |               |                |      |         |              |       |               |                |      |            |              | Conf Only - 0 Games Played ( 0- 0- 0 --- ) |               |                |      |         |              |       |               |                |      |         |              |       |               |              |      |      |
|-----------------------|---------|--|--------------|--------------|---------------|----------------|------|---------|--------------|-------|---------------|----------------|------|------------|--------------|--|---------------|----------------|------|---------|--------------|-------|---------------|----------------|------|---------|--------------|-------|---------------|--------------|------|------|
| Player                | YR/POS  | GP   | G            | A            | PTS           | P/GM           | G/GM | PEN/MIN | PP           | SH    | GW            | GT             | EN   | GP         | G            | A  | PTS           | P/GM           | G/GM | PEN/MIN | PP           | SH    | GW            | GT             | EN   |         |              |       |               |              |      |      |
| Erik Westrum          | SR F    | 2  | 3            | 4            | 7             | 3.50           | 1.50 | 2/ 4    | 2            | 0     | 0             | 0              | 0    |            |              |  |               |                |      |         |              |       |               |                |      |         |              |       |               |              |      |      |
| Grant Potulny         | FR F    | 2  | 3            | 2            | 5             | 2.50           | 1.50 |         | 2            | 0     | 0             | 0              | 0    |            |              |  |               |                |      |         |              |       |               |                |      |         |              |       |               |              |      |      |
| Jordan Leopold        | JR D    | 2  | 1            | 4            | 5             | 2.50           | 0.50 | 1/ 2    | 0            | 0     | 0             | 0              | 0    |            |              |  |               |                |      |         |              |       |               |                |      |         |              |       |               |              |      |      |
| Jeff Taffe            | SO F    | 2  | 1            | 3            | 4             | 2.00           | 0.50 | 3/ 6    | 1            | 0     | 1             | 0              | 0    |            |              |  |               |                |      |         |              |       |               |                |      |         |              |       |               |              |      |      |
| Troy Riddle           | FR F    | 2  | 3            | 0            | 3             | 1.50           | 1.50 |         | 1            | 0     | 0             | 0              | 0    |            |              |  |               |                |      |         |              |       |               |                |      |         |              |       |               |              |      |      |
| Nick Anthony          | SO F    | 2  | 0            | 3            | 3             | 1.50           | 0.00 | 1/ 2    | 0            | 0     | 0             | 0              | 0    |            |              |  |               |                |      |         |              |       |               |                |      |         |              |       |               |              |      |      |
| Matt DeMarchi         | SO D    | 2  | 1            | 1            | 2             | 1.00           | 0.50 | 3/ 6    | 0            | 0     | 0             | 0              | 0    |            |              |  |               |                |      |         |              |       |               |                |      |         |              |       |               |              |      |      |
| Matt Koalska          | FR F    | 2  | 1            | 1            | 2             | 1.00           | 0.50 | 2/ 4    | 0            | 0     | 0             | 0              | 0    |            |              |  |               |                |      |         |              |       |               |                |      |         |              |       |               |              |      |      |
| Aaron Miskovich       | SR F    | 2  | 1            | 0            | 1             | 0.50           | 0.50 | 1/ 2    | 0            | 1     | 0             | 0              | 0    |            |              |  |               |                |      |         |              |       |               |                |      |         |              |       |               |              |      |      |
| Pat O'Leary           | JR F    | 2  | 1            | 0            | 1             | 0.50           | 0.50 | 1/ 2    | 0            | 0     | 0             | 0              | 0    |            |              |  |               |                |      |         |              |       |               |                |      |         |              |       |               |              |      |      |
| Ben Tharp             | SO F    | 2  | 1            | 0            | 1             | 0.50           | 0.50 | 4/ 8    | 0            | 0     | 1             | 0              | 0    |            |              |  |               |                |      |         |              |       |               |                |      |         |              |       |               |              |      |      |
| Nick Angell           | JR D    | 2  | 0            | 1            | 1             | 0.50           | 0.00 |         | 0            | 0     | 0             | 0              | 0    |            |              |  |               |                |      |         |              |       |               |                |      |         |              |       |               |              |      |      |
| Dylan Mills           | SR D    | 2  | 0            | 1            | 1             | 0.50           | 0.00 | 1/ 2    | 0            | 0     | 0             | 0              | 0    |            |              |  |               |                |      |         |              |       |               |                |      |         |              |       |               |              |      |      |
| John Pohl             | JR F    | 2  | 0            | 1            | 1             | 0.50           | 0.00 | 2/ 4    | 0            | 0     | 0             | 0              | 0    |            |              |  |               |                |      |         |              |       |               |                |      |         |              |       |               |              |      |      |
| Adam Hauser           | JR G    | 2  | 0            | 0            | 0             | 0.00           | 0.00 | 2/ 4    | 0            | 0     | 0             | 0              | 0    |            |              |  |               |                |      |         |              |       |               |                |      |         |              |       |               |              |      |      |
| Stuart Senden         | SR F    | 2  | 0            | 0            | 0             | 0.00           | 0.00 |         | 0            | 0     | 0             | 0              | 0    |            |              |  |               |                |      |         |              |       |               |                |      |         |              |       |               |              |      |      |
| Erik Wendell          | JR F    | 2  | 0            | 0            | 0             | 0.00           | 0.00 | 3/ 6    | 0            | 0     | 0             | 0              | 0    |            |              |  |               |                |      |         |              |       |               |                |      |         |              |       |               |              |      |      |
| Paul Martin           | FR D    | 2  | 0            | 0            | 0             | 0.00           | 0.00 |         | 0            | 0     | 0             | 0              | 0    |            |              |  |               |                |      |         |              |       |               |                |      |         |              |       |               |              |      |      |
| Jon Waibel            | FR F    | 2  | 0            | 0            | 0             | 0.00           | 0.00 | 2/ 4    | 0            | 0     | 0             | 0              | 0    |            |              |  |               |                |      |         |              |       |               |                |      |         |              |       |               |              |      |      |
| Minnesota             |         | 2  | 16           | 21           | 37            | 18.50          | 8.00 | 28/ 56  | 6            | 1     | 2             | 0              | 0    |            |              |  |               |                |      |         |              |       |               |                |      |         |              |       |               |              |      |      |
| Opponents             |         | 2  | 6            | 6            | 12            | 6.00           | 3.00 | 27/ 65  | 1            | 0     | 0             | 0              | 0    |            |              |  |               |                |      |         |              |       |               |                |      |         |              |       |               |              |      |      |
| Goaltending           |         | GP   | Minutes      | GA           | Savs          | Sav%           | GAA  | Record  | Win%         | ST    | SO            |                |      | GP         | Minutes      | GA   | Savs          | Sav%           | GAA  | Record  | Win%         | ST    | SO            |                |      |         |              |       |               |              |      |      |
| Adam Hauser           | JR      | 2  | 120:00       | 6            | 28            | .824           | 3.00 | 2- 0- 0 | 1.00         | 2     | 0             |                |      |            |              |  |               |                |      |         |              |       |               |                |      |         |              |       |               |              |      |      |
| Minnesota             |         | 2  | 120:00       | 6            | 28            | .824           | 3.00 | 2- 0- 0 | 1.00         | 2     | 0             |                |      |            |              |  |               |                |      |         |              |       |               |                |      |         |              |       |               |              |      |      |
| Opponents             |         | 2  | 120:00       | 16           | 69            | .812           | 8.00 | 0- 2- 0 | .000         | 2     | 0             |                |      |            |              |  |               |                |      |         |              |       |               |                |      |         |              |       |               |              |      |      |
| Special Teams         |         | Power Play                                 | SHA          | Penalty Kill | SHF           | Combined       |      |         |              |       |               |                |      | Power Play | SHA          | Penalty Kill                               | SHF           | Combined       |      |         |              |       |               |                |      |         |              |       |               |              |      |      |
| Minnesota             |         | 6/ 11                                      | .545         | 0            | 11/ 12        | .917           | 1    | 17/ 23  | .739         |       |               |                |      |            |              |  |               |                |      |         |              |       |               |                |      |         |              |       |               |              |      |      |
| Opponents             |         | 1/ 12                                      | .083         | 1            | 5/ 11         | .455           | 0    | 6/ 23   | .261         |       |               |                |      |            |              |  |               |                |      |         |              |       |               |                |      |         |              |       |               |              |      |      |
| Scoring/Shots On Goal |         | 1st  | 2nd          | 3rd          | OT            | TOT            | 1st  | 2nd     | 3rd          | OT    | SOG           |                |      | 1st        | 2nd          | 3rd  | OT            | TOT            | 1st  | 2nd     | 3rd          | OT    | SOG           |                |      |         |              |       |               |              |      |      |
| Minnesota             |         | 5  | 5            | 6            | 0             | 16             | 34   | 28      | 23           | 0     | 85            |                |      |            |              |  |               |                |      |         |              |       |               |                |      |         |              |       |               |              |      |      |
| Opponents             |         | 1  | 2            | 3            | 0             | 6              | 10   | 9       | 15           | 0     | 34            |                |      |            |              |  |               |                |      |         |              |       |               |                |      |         |              |       |               |              |      |      |
| Difference            |         | +4   | +3           | +3           | +0            | +10            | +24  | +19     | +8           | +0    | +51           |                |      |            |              |  |               |                |      |         |              |       |               |                |      |         |              |       |               |              |      |      |
| Streaks               | Overall | Conf                                       | Site H:      | 0            | 0- 0- 0       | A:             | 1    | 1- 0- 0 | N:           | 1     | 1- 0- 0       | Site H:        | 0    | 0- 0- 0    | A:           | 0  | 0- 0- 0       | N:             | 0    | 0- 0- 0 | Site H:      | 0     | 0- 0- 0       | A:             | 0    | 0- 0- 0 | N:           | 0     | 0- 0- 0       |              |      |      |
| W/L                   | 2-0     |  | End1         | +: 2         | 2- 0- 0       | -:             | 0    | 0- 0- 0 | E:           | 0     | 0- 0- 0       | End1           | +: 0 | 0- 0- 0    | -:           | 0  | 0- 0- 0       | E:             | 0    | 0- 0- 0 | End1         | +: 0  | 0- 0- 0       | -:             | 0    | 0- 0- 0 | E:           | 0     | 0- 0- 0       |              |      |      |
| WT/LT                 | 2- 0- 0 |  | End2         | +: 2         | 2- 0- 0       | -:             | 0    | 0- 0- 0 | E:           | 0     | 0- 0- 0       | End2           | +: 0 | 0- 0- 0    | -:           | 0  | 0- 0- 0       | E:             | 0    | 0- 0- 0 | End2         | +: 0  | 0- 0- 0       | -:             | 0    | 0- 0- 0 | E:           | 0     | 0- 0- 0       |              |      |      |
| Last 5                | 2- 0- 0 |  | Scoring 1st: | 1            | 1- 0- 0       | Scored on 1st: | 1    | 1- 0- 0 | Scoring 1st: | 0     | 0- 0- 0       | Scored on 1st: | 0    | 0- 0- 0    | Scoring 1st: | 0  | 0- 0- 0       | Scored on 1st: | 0    | 0- 0- 0 | Scoring 1st: | 0     | 0- 0- 0       | Scored on 1st: | 0    | 0- 0- 0 | Scoring 1st: | 0     | 0- 0- 0       |              |      |      |
| Last 10               | 2- 0- 0 |  | Min. Leading |              | Min. Trailing | Minutes Even   |      |         | Min. Leading |       | Min. Trailing | Minutes Even   |      |            | Min. Leading |  | Min. Trailing | Minutes Even   |      |         | Min. Leading |       | Min. Trailing | Minutes Even   |      |         | Min. Leading |       | Min. Trailing | Minutes Even |      |      |
| Last 15               | 2- 0- 0 |  | 106:14       | 88.5%        | 5:43          | 4.8%           | 8:03 | 6.7%    | 106:14       | 88.5% | 5:43          | 4.8%           | 8:03 | 6.7%       | 106:14       | 88.5%                                      | 5:43          | 4.8%           | 8:03 | 6.7%    | 106:14       | 88.5% | 5:43          | 4.8%           | 8:03 | 6.7%    | 106:14       | 88.5% | 5:43          | 4.8%         | 8:03 | 6.7% |
| Last 20               | 2- 0- 0 |  |              |              |               |                |      |         |              |       |               |                |      |            |              |  |               |                |      |         |              |       |               |                |      |         |              |       |               |              |      |      |

Please use the "Back" button on your browser to return to the previous page, or click on the puck at the right to return to the collegehockeystats.com Index.

592951 Pages Accessed Since October 8, 1999



# GOLDEN GOPHER

## H O C K E Y

MHO  
84658  
University of Minnesota  
Media Relations  
Phone: (612) 625-4090  
Fax: (612) 625-0359  
Website: www.gophersports.com  
Contact: John Romo  
Phone: (612) 624-7318  
E-Mail: romox001@umn.edu

**WEEKLY RELEASE**  
**October 30, 2000**

### MEDIA INFORMATION

**TV:** Midwest Sports Channel (Live)/Frank Mazzocco-play-by-play; Reed Larson-color; Pat Micheletti - interviews

**RADIO:** KSTP-AM (Live)/Dan Terhaar-play-by-play; Glen Sonmor-color

**INTERVIEWS:** The coaching staff and players are available for interviews on **WEDNESDAYS** by request through the Media Relations office. The Golden Gopher locker room is **CLOSED** to the media at all times.

Postgame interviews will be done outside the locker room after a 10 minute cooling off period.

### Did You Know?

The Golden Gopher hockey and football teams have played Wisconsin on the same day on three occasions. Both Minnesota teams are 1-2 on those days.

| Date     | Hockey | Football |
|----------|--------|----------|
| 11/13/92 | L 3-2  | L 34-6   |
| 11/16/91 | W 4-1  | L 19-16  |
| 11/4/90  | L 4-3  | W 24-22  |

**This Weekend**  
**#2 Wisconsin (7-1-0, 4-0-0) at**  
**#5 Minnesota (5-0-1, 3-0-1)**  
**Fri.-Sat., Nov. 3-4 • 7:05 p.m.**  
**Mariucci Arena**

### Series Information

*Series Notes: This will be the 212th meeting between Wisconsin and Minnesota • The Golden Gophers lead the all-time series 127-70-14 • Wisconsin has won six of the past 10 games, with one tie • The Badgers have won the last five meetings, all last season • The teams first met on Jan. 22, 1922 and the Golden Gophers were 21-0-3 in the first 24 meetings • Minnesota holds a 72-21-5 (.760) advantage in games played in Minneapolis.*

*The Badgers: Wisconsin suffered its first loss of the season at North-eastern last Saturday (5-4 ot) • The Badgers are off to their best start since 1981-82 when they began the year 7-0-1 • Sophomore Dany Heatley is tied for the league scoring lead with 5-8--13 • Wisconsin returns 21 letterwinners from last year's team which finished 31-9-1.*

*Head Coach: Jeff Sauer is in his 19th year as head coach at Wisconsin and 30th overall as a head coach • He owns a 458-273-18 career record with the Badgers and 624-499-49 record overall • Sauer owns a 26-55-5 record against the Golden Gophers with Wisconsin and a 43-83-8 record overall • Sauer spent 11 seasons as head coach at Colorado College, compiling a 166-266-11 record.*

*Last Year: Wisconsin prevailed in all five meetings with the Golden Gophers last year, including a 5-3 win in the WCHA Final Five semi-final game. Goaltender Adam Hauser missed the two games at Mariucci Arena in February due to his bout with mononucleosis.*

### Career Scoring vs. Wisconsin

| Player (games)       | G-A--Pts | Notes                       |
|----------------------|----------|-----------------------------|
| Erik Westrum (13)    | 10-5--15 | Hat Trick on 11/13/99       |
| Dylan Mills (13)     | 1-5--6   | 2a on 3/17/00 in loss       |
| John Pohl (9)        | 2-4--6   | 1st career goal on 10/31/98 |
| Aaron Miskovich (13) | 1-3--4   | 1g in 11/12/99 loss         |
| Stuart Senden (10)   | 4-0--4   | Two two-goal games          |
| Jordan Leopold (8)   | 2-1--3   | 1g in 3/17/00 loss          |
| Jeff Taffe (5)       | 1-0--1   | 1g in 2/26/00 loss          |
| Matt Leimbek (7)     | 0-1--1   | 1a in 11/8/97 loss          |
| Erik Wendell (7)     | 0-1--1   | 1a in 2/26/00 loss          |
| Nick Anthony (5)     | 0-1--1   | 1a in 2/26/00 loss          |
| Matt DeMarchi (5)    | 0-1--1   | 1a in 2/25/00 loss          |
| Ben Tharp (5)        | 0-1--1   | 1a in 11/13/99 loss         |

### SCHEDULE/RESULTS

|   |                    |   |
|---|--------------------|---|
| Oct. 7                                      | vs. Notre Dame%    | W 7-3                                     |
| Oct. 14                                     | at Bemidji State#  | W 9-3                                     |
| Oct. 20                                     | MINN-DULUTH        | W 3-1                                     |
| Oct. 21                                     | MINN-DULUTH        | W 9-2                                     |
| Oct. 27                                     | ALASKA-ANCH.       | W 2-1                                     |
| Oct. 28                                     | ALASKA-ANCH.       | T 3-3                                     |
| Nov. 3                                      | WISCONSIN          | 7:05 p.m.                                 |
| Nov. 4                                      | WISCONSIN          | 7:05 p.m.                                 |
| Nov. 10                                     | at North Dakota    | 7:35 p.m.                                 |
| Nov. 11                                     | at North Dakota    | 7:35 p.m.                                 |
| Nov. 17                                     | at St. Cloud State | 7:05 p.m.                                 |
| Nov. 18                                     | ST. CLOUD STATE    | 7:05 p.m.                                 |
| Nov. 24                                     | MICHIGAN STATE#    | 7:05 p.m.                                 |
| Nov. 25                                     | MICHIGAN#          | 7:05 p.m.                                 |
| Dec. 1                                      | at Denver          | 8:05 p.m.                                 |
| Dec. 2                                      | at Denver          | 8:05 p.m.                                 |
| Dec. 9                                      | QUINNIPIAC#        | 7:05 p.m.                                 |
| Dec. 10                                     | EXHIBITION*        | 7:05 p.m.                                 |
| Dec. 29                                     | MARIUCCI CLASSIC#  |   |
| Lake Superior State/Bemidji State 4 p.m.    |                    |   |
| Union/Minnesota 7 p.m.                      |                    |   |
| Dec. 30                                     | MARIUCCI CLASSIC#  |   |
| Third place game 4 p.m.                     |                    |   |
| Championship game 7 p.m.                    |                    |   |
| Jan. 5                                      | at Alaska-Anch.    | 10:35 p.m.                                |
| Jan. 6                                      | at Alaska-Anch.    | 10:35 p.m.                                |
| Jan. 12                                     | NORTH DAKOTA       | 7:05 p.m.                                 |
| Jan. 13                                     | NORTH DAKOTA       | 7:05 p.m.                                 |
| Jan. 19                                     | at Wisconsin       | 7:05 p.m.                                 |
| Jan. 20                                     | at Wisconsin       | 7:05 p.m.                                 |
| Jan. 23                                     | BROWN#             | 7:05 p.m.                                 |
| Jan. 27                                     | BEMIDJI STATE#     | 7:05 p.m.                                 |
| Feb. 2                                      | MICHIGAN TECH      | 7:05 p.m.                                 |
| Feb. 3                                      | MICHIGAN TECH      | 3:05 p.m.                                 |
| Feb. 9                                      | at MSU, Mankato    | 7:35 p.m.                                 |
| Feb. 10                                     | at MSU, Mankato    | 7:35 p.m.                                 |
| Feb. 16                                     | COLORADO COLL.     | 7:05 p.m.                                 |
| Feb. 17                                     | COLORADO COLL.     | 7:05 p.m.                                 |
| Feb. 23                                     | at Minn.-Duluth    | 7:05 p.m.                                 |
| Feb. 24                                     | at Minn.-Duluth    | 7:05 p.m.                                 |
| March 2                                     | ST. CLOUD STATE    | 7:05 p.m.                                 |
| March 3                                     | at St. Cloud State | 7:05 p.m.                                 |
| March 9-11                                  | WCHA FIRST ROUND   |   |
| March 15-17                                 | WCHA FINAL FIVE    | (at Xcel Energy Center - St. Paul, Minn.) |
| March 24-26                                 | NCAA REGIONALS     | (at Grand Rapids, Mich.)                  |
| (at Worcester, Mass.)                       |                    |   |
| April 5                                     | NCAA SEMIFINALS    | (at Albany, N.Y.)                         |
| April 7                                     | NCAA CHAMPIONSHIP  | (at Albany, N.Y.)                         |
| % - at Xcel Energy Center (St. Paul, Minn.) |                    |   |
| * - exhibition game                         |                    |   |
| # - nonconference game                      |                    |   |
| all game times are Central                  |                    |   |
| game times are subject to change            |                    |   |

## 2000-01 Record When

|                                     |        |
|-------------------------------------|--------|
| Overall Record                      | 5-0-1  |
| WCHA Record                         | 3-0-1  |
| Home Record                         | 3-0-1  |
| Road Record                         | 1-0-0  |
| Neutral Site Record                 | 1-0-0  |
| Last 20 Games (including last year) | 12-7-1 |
| Last 10 Games (including last year) | 7-2-1  |
| Last 5 Games                        | 4-0-1  |
| Scoring A Power-Play Goal           | 5-0-0  |
| Not Scoring A Power-Play Goal       | 0-0-1  |
| Allowing A Power-Play Goal          | 2-0-0  |
| Not Allowing A Power-Play Goal      | 3-0-1  |
| Scoring A Short-Handed Goal         | 3-0-0  |
| Allowing A Short-Handed Goal        | 0-0-0  |
| 10 Or More Penalties                | 2-0-0  |
| Fewer Than 10 Penalties             | 3-0-1  |
| More Penalties Than Opponent        | 2-0-0  |
| Fewer Penalties Than Opponent       | 1-0-1  |
| Same Amount Of Penalties            | 2-0-0  |
| In One-Goal Games                   | 1-0-0  |
| In Two-Goal Games                   | 1-0-0  |
| In Three-Goal or More Games         | 3-0-0  |
| In Overtime Games                   | 0-0-1  |
| Scoring 4 or More Goals             | 3-0-0  |
| Scoring 3 or Fewer Goals            | 2-0-1  |
| Scoring 3 or More Goals             | 4-0-1  |
| Scoring 2 or Fewer Goals            | 1-0-0  |
| Allowing 4 or More Goals            | 0-0-0  |
| Allowing 3 or Fewer Goals           | 5-0-1  |
| Scoring First Goal Of Game          | 4-0-0  |
| Opponents Score First               | 1-0-1  |
| Leading After One Period            | 3-0-0  |
| Trailing After One Period           | 0-0-1  |
| Tied After One Period               | 2-0-0  |
| Scoring First Goal Of Second Period | 3-0-0  |
| Leading After Two Periods           | 3-0-0  |
| Trailing After Two Periods          | 0-0-0  |
| Tied After Two Periods              | 2-0-1  |
| Scoring First Goal Of Third Period  | 4-0-1  |
| Having 10-19 Shots On Goal          | 0-0-0  |
| Having 20-29 Shots On Goal          | 0-0-0  |
| Having 30-39 Shots On Goal          | 3-0-0  |
| Having 40 or More Shots On Goal     | 2-0-1  |
| Allowing 10-19 Shots On Goal        | 3-0-1  |
| Allowing 20-29 Shots On Goal        | 1-0-0  |
| Allowing 30-39 Shots On Goal        | 1-0-0  |
| Allowing 40 or More Shots On Goal   | 0-0-0  |
| Outshooting Opponent                | 5-0-1  |
| Opponent Outshoots Minnesota        | 0-0-0  |
| Shots Are Even                      | 0-0-0  |
| October                             | 5-0-1  |
| November                            | 0-0-0  |
| December                            | 0-0-0  |
| January                             | 0-0-0  |
| February                            | 0-0-0  |
| March                               | 0-0-0  |
| Tuesdays                            | 0-0-0  |
| Fridays                             | 2-0-0  |
| Saturdays                           | 3-0-1  |
| Sundays                             | 0-0-0  |
| Series Record                       | 1-0-1  |
| Games Following A Win               | 4-0-1  |
| Games Following A Loss              | 0-0-0  |
| Games Following A Tie               | 0-0-0  |

## News & Notes

**Minnesota Remains Unbeaten:** Minnesota remained unbeaten with a win and a tie vs. Alaska-Anchorage this past weekend. On Friday, Erik Westrum's power-play goal with less than four minutes to play gave Minnesota a 2-1 victory. On Saturday, the Golden Gophers rallied from a 3-0 deficit with three goals in the third period to preserve a 3-3 tie.

**Head Coach Don Lucia:** Golden Gopher Head Coach Don Lucia earned his 300th career victory in the 7-3 victory over Notre Dame in the Hall of Fame Game, Oct. 7. With a 5-0-1 mark this season, Lucia raised his career coaching record to 304-174-31 (.628) in 13-plus seasons behind the bench. His teams have won 20 or more games in all but three of the past 13 seasons, including a streak of eight straight years with 20-plus wins.

**Monster Comeback:** The Golden Gopher rally from a 3-0 deficit last Saturday is the biggest comeback since Minnesota trailed 6-2 after two periods against MSU, Mankato on Jan. 15, 1999. The game ended in a 6-6 tie.

**Take Your Best Shot:** Six games into the season, Minnesota is outshooting its opponents by an average of 39.8 to 19.5. In last Saturday's tie with Alaska-Anchorage, the Golden Gophers outshot the Seawolves 44-17, including 19-4 and 15-3 advantages in the second and third periods, respectively. In 1999-2000, Minnesota was outshot by an average of 32.5 to 30.3.

**Stellar Start:** With a record of 5-0-1, Minnesota is off to its best start to a campaign since the 1994-95 season when the team started 6-0-0. Last year, the Golden Gophers did not get their fifth win until Nov. 26. Minnesota's 3-0-1 start in WCHA play is also the best since 1994-95.

**WCHA Leaders:** This weekend will feature a matchup of the WCHA's leading scorers. Dany Heatley, the 1999-2000 WCHA Freshman of the Year, leads the Badger attack with 13 points (5g, 8a). In his last 20 games, Heatley has tallied 36 points. In two less games, Golden Gopher senior captain Erik Westrum is tied for the conference lead with 13 points (6g, 7a). Westrum has 24 points in his last 12 games.

**Erik the Great:** Senior captain Erik Westrum tallied three points on the weekend and extended his streak of consecutive games with at least a point to 12 games. Last year, Westrum put together a 21-game streak, the third-longest in school history.

**The New Guy:** Freshman Troy Riddle scored a pair of goals last weekend vs. Alaska-Anchorage. On Friday in a 2-1 win, he got Minnesota on the board with his first-period goal. On Saturday, he completed the rally from a 3-0 deficit with his shorthanded goal in the third period. He now has six goals and an assist through the first six games of his collegiate career, including a goal in each of the last three games. Riddle was selected the preseason Co-WCHA Rookie of the Year.

**Flashback:** On Nov. 11-12, 1991, the first-place Badgers traveled to Minnesota to face the Golden Gophers. Ranked number four in the country, Wisconsin led the WCHA with a 6-2-0 record, followed by Minnesota at 4-2-0. The Golden Gophers won the series opener at Mariucci Arena after rallying from a first-period 2-0 deficit to win 5-4. Trent Klatt notched a hat trick in the victory. On Saturday, Minnesota earned a series sweep with a 4-1 victory in front of 15,712 fans at the Met Center. Bolstered by the sweep, Minnesota went on to win the WCHA regular season title, 12 points ahead of the second-place Badgers.

**Power-Packed:** Minnesota had collected at least one power-play goal in seven straight games until an 0-for-3 effort on Saturday against Alaska-Anchorage. The Golden Gophers continue to lead the WCHA at 13-of-29 (.448). Colorado College is second at 5-of-19 (.263). Thirteen of the Golden Gophers' 33 goals (.393) this season have been on the power-play, as compared to 56 out of 148 goals last year (.378).

**Balancing Act:** A year ago, the junior and sophomore classes (now senior and junior classes) accounted for 65 percent of Minnesota's total points (goals and assists). Six games into the 2000-01 season, all four classes have been productive. The senior class has accounted for 31 percent of the Golden Gophers' total points, followed by the juniors (27 percent) and the sophomores and freshmen (21 percent). The freshmen and seniors lead the way with 11 goals.

**Hauser vs. the Badgers:** For his career, junior goaltender Adam Hauser has a 2-4-1 record with a 3.63 goals-against-average and .884 save percentage. During his rookie campaign, Hauser earned WCHA Rookie of the Week honors after stopping 48-of-52 shots in a weekend road sweep of Wisconsin (10/30-31).

**Minnesota vs. Wisconsin:** In the three main revenue sports at Minnesota, the Golden Gophers own a 127-70-14 advantage (.635) over Wisconsin in hockey, a 57-44-8 edge (.590) in football and a 95-75 lead (.559) in basketball.

**Series Longevity:** The Minnesota-Wisconsin series is the fourth-longest for the Golden Gopher hockey program. The Badgers and Golden Gophers have met 211 times. Minnesota has faced Michigan more times than any other opponent with 238 contests, followed by Minnesota-Duluth (237) and Michigan Tech (220).

**Home Cookin':** Minnesota is wrapping up a six-game homestand and will travel to Grand Forks, N.D., to meet North Dakota next weekend. Last year, the Golden Gophers were 9-7-2 at Mariucci Arena and, with a 4-0-1 mark this year, are 86-38-13 (.675) all-time in the new Mariucci Arena.

**Blueline Luncheons:** The next Blueline Club Luncheon is scheduled for Friday, Nov. 3, at 11:45 a.m. at Jax Cafe in Minneapolis. The luncheons feature head coach Don Lucia, as well as, selected Golden Gophers and the opposing head coach. Tickets for the event can be purchased at the door on Friday. The luncheon schedule for the 2000-01 season is as follows:

|               |                         |
|---------------|-------------------------|
| Fri., Nov. 3  | Wisconsin Series        |
| Fri., Jan. 12 | North Dakota Series     |
| Fri., Feb. 16 | Colorado College Series |

## Tale of the Tape

| Series Information                    | Team Comparisons |                          |
|---------------------------------------|------------------|--------------------------|
| Minnesota leads 127-70-14             | UM               | UW                       |
| Last 10 games - UW leads 6-3-1        | 13/29 (.448)     | PP 12/59 (.203)          |
| First meeting - 1/5/22, MN 3-0        | 7/18 (.389)      | WCHA PP 5/31 (.161)      |
| Last meeting - 3/17/00, UW 5-3        | 28/30 (.933)     | PK 43/50 (.860)          |
| Minnesota's longest win streak - 9    | 17/18 (.944)     | WCHA PK 25/29 (.862)     |
| UAA's longest win streak - 5          | 3-0-1            | Home 4-0-0               |
| '90s - MN 28-12-4                     | 1-0-0            | Away 3-1-0               |
| Last sweep by Minnesota - 10/30-31/98 | 5.50             | Goals/Game 4.38          |
| Last sweep by Wisconsin - 2/25-26/00  | 2.17             | Goals Allowed/Game 2.50  |
| Record at Minnesota - 72-21-5         | 9.50             | Penalties/Game 11.25     |
|                                       | 39.83            | Shots on Goal/Game 38.00 |

## Minnesota & the WCHA

### Team - All Games

#### Scoring Offense

1. Minnesota, 5.50
2. Colorado College, 4.50

#### Scoring Defense

1. St. Cloud State, 1.50
4. Minnesota, 2.17

#### Power Play

1. Minnesota, 44.8%
2. Colorado College, 26.3%

#### Penalty Kill

1. Minnesota, 93.3%
2. Alaska Anchorage, 88.9%

#### Penalty Minutes

1. MSU, Mankato, 23.0
4. Minnesota, 20.3

### Individual - All Games

#### Point Scoring

1. Dany Heatley, Wis., 5-8--13 (8g)
- Jeff Panzer, ND, 5-8--13 (8g)
- Erik Westrum, Minn., 6-7--13 (6g)

#### Goal Scoring

1. Bryan Lundbohm, ND, 7 (8g)
2. Erik Westrum, Minn., 6 (6g)
- Troy Riddle, Minn., 6 (6g)

#### Defenseman Scoring

1. Jordan Leopold, Minn., 2-7--9 (6g)

#### Freshman Scoring

1. Peter Sejna, CC, 4-4--8 (4g)
2. Troy Riddle, Minn., 6-1--7 (6g)
3. Grant Potulny, Minn., 3-2--5 (6g)

## Period-By-Period

| Scoring | 1st | 2nd | 3rd | OT | Total | Avg. |
|---------|-----|-----|-----|----|-------|------|
| MINN    | 9   | 9   | 15  | 0  | 33    | 5.5  |
| Opp.    | 4   | 4   | 5   | 0  | 13    | 2.2  |

| Shots on Goal | 1st | 2nd | 3rd | OT | Total | Avg. |
|---------------|-----|-----|-----|----|-------|------|
| MINN          | 81  | 84  | 73  | 1  | 239   | 39.8 |
| Opp.          | 37  | 34  | 44  | 2  | 117   | 19.5 |

## Streaks

| Player         | Streak (Totals)    | Games |
|----------------|--------------------|-------|
| Erik Westrum   | Points (11-13--24) | 12    |
| Jordan Leopold | Points (4-9--13)   | 10    |
| John Pohl      | Points (1-5--6)    | 5     |
| Troy Riddle    | Goals (3-1--4)     | 3     |

## Miscellaneous

Minnesota has 21 winning seasons in the last 23 years • the Golden Gophers were 17-5-0 against non-NCAA tournament teams in the 1999-2000 campaign, but only 3-15-2 against teams who made it to the national tournament • Minnesota led the WCHA in power-play efficiency in both conference games only and all games • the Golden Gophers return six of their top seven scorers from last season • Minnesota said goodbye to five seniors from the 1999-2000 roster (Dave Spehar, Nate Miller, Rico Pagel, Mike Lyons, Ryan Trebil) • the Golden Gophers were 1-2-0 in neutral ice games last season • Minnesota was 11-3-0 after Christmas break before mononucleosis sidelined goalie Adam Hauser • among returning players in the WCHA, only North Dakota's Jeff Panzer (19-44--63) had more points than John Pohl (18-41--59) • Minnesota has won eight of its last nine road contests, with the only loss coming to St. Cloud State, 3/4/00.

## Preseason Pub

### Grand Forks Herald WCHA Coaches Poll

1. North Dakota (6) 77
2. Wisconsin (3) 70
3. St. Cloud State (1) 61
- Minnesota 61
5. Colorado College 54
6. Denver 37
7. MSU, Mankato 35
8. Alaska-Anchorage 23
- Minnesota-Duluth 23
10. Michigan Tech 9

**WCHA Preseason Player of the Year**  
Dany Heatley, Wisconsin

**WCHA Preseason Rookie of the Year**  
Connor James, Denver  
Troy Riddle, Minnesota

## THE LAST TIME IT HAPPENED

### Minnesota Swept A Road Series:

March 10-11, 2000 @ Colorado College (4-2, 3-2)

### Minnesota Was Swept In A Road Series:

November 12-13, 2000 @ Wisconsin (4-3, 5-4 ot)

### Minnesota Swept A Home Series:

Oct. 20-21, 2000 vs. UMD (3-1, 9-2)

### Minnesota Was Swept In A Home Series:

February 25-26, 2000 vs. Wisconsin (4-2, 5-4)

### Minnesota Shut Out An Opponent:

November 20, 1999 vs. Minnesota-Duluth  
(Adam Hauser, 4-0)

### An Opponent Shut Out Minnesota:

March 3, 2000 vs. St. Cloud State (Scott Meyer, 5-0)

### Minnesota Player Scored A Hat Trick:

February 18, 2000 @ Michigan Tech  
(Dave Spehar, 9-2 Minnesota win)

### Minnesota Player Scored A Pure Hat Trick:

February 26, 1999 @ Minnesota-Duluth  
(Wyatt Smith, 4-1 Minnesota win)

### An Opponent Scored A Hat Trick:

January 22, 1999 @ North Dakota  
(Jeff Panzer, four goals, 5-4, Minnesota loss)

### Minnesota Player Scored Four Goals In A Game:

February 27, 1999 @ Minnesota-Duluth  
(Reggie Berg, 10-7 Minnesota win)

### Minnesota Won When Trailing After Two Periods:

March 11, 2000 @ Colorado College in WCHA First Round (3-2 OT/trailing 1-0 heading into third period)

### Minnesota Had 50 or More Shots On Goal In A Game:

October 14, 2000 @ Bemidji State  
(54 shots, 9-3 Minnesota win)

### Opponent Had 50 or More Shots On Goal In A Game:

January 31, 1997 @ North Dakota  
(51 shots, 6-4 Minnesota loss)

### Minnesota Player Scored A Shorthanded Goal:

October 28, 2000 vs. Alaska-Anchorage  
(Troy Riddle, third period, 3-3 tie)

### Minnesota Won In Overtime:

March 11, 2000 vs. Colorado College (3-2)

### Minnesota Lost In Overtime:

March 4, 2000 @ St. Cloud State (4-3)

### Minnesota Tied In Overtime:

October 28, 2000 vs. Alaska-Anchorage (3-3)

### Minnesota Scored 10 Goals Or More In A Game:

February 27, 1999 @ Minnesota-Duluth  
(10-7 Minnesota win)

### Opponent Scored 10 Goals Or More In A Game:

January 30, 1993 @ Michigan Tech  
(10-2 Minnesota loss)

## Career Game Highs

### #1 Adam Hauser

Goals Allowed: 0 (4 times, last 11/20/99 vs. UMD)  
Saves: 44 (10/22/99 vs. North Dakota)  
Saves %: 1.000 (4 times, last 11/20/99 vs. UMD)

### #2 Mark Nenovich

Goals: 1 (2 times, last 3/11/00 at CC)  
Assists: 1 (2 times, last 1/30/00 vs. MSU, Mank.)  
Points (Game): 2 (12/29/99 vs. Harvard)

### #3 Jordan Leopold

Goals: 2 (2 times, last 1/14/00 vs. Denver)  
Assists: 3 (3 times, last 10/14/00 at BSU)  
Points (Game): 4 (10/14/00 at BSU)

### #4 Dylan Mills

Goals: 2 (1/29/00 vs. MSU, Mankato)  
Assists: 2 (9 times, last 3/17/00 vs. Wis.)  
Points: 4 (1/29/00 vs. MSU, Mankato)

### #7 Erik Westrum

Goals: 3 (11/13/99 at Wisconsin)  
Assists: 4 (10/14/00 at Bemidji State)  
Points: 5 (10/14/00 at Bemidji State)

### #9 John Pohl

Goals: 3 (1/15/00 vs. Denver)  
Assists: 4 (1/14/00 vs. Denver)  
Points: 4 (3 times, last 1/15/00 vs. Denver)

### #11 Erik Wendell

Goals: 1 (12 times, last 10/21/00 vs. UMD)  
Assists: 1 (9 times, last 2/26/00 vs. Wis.)  
Points: 2 (2 times, last 3/12/99 vs. UAA)

### #12 Matt Koalska

Goals: 1 (2 times, last 10/21/00 vs. UMD)  
Assists: 1 (2 times, last 10/21/00 vs. UMD)  
Points: 2 (2 times, last 10/21/00 vs. UMD)

### #15 Stuart Senden

Goals: 2 (2 times, last 2/26/00 vs. Wis.)  
Assists: 2 (2 times, last 10/21/00 vs. UMD)  
Points: 2 (5 times, last 10/21/00 vs. UMD)

### #16 Nick Anthony

Goals: 1 (4 times, last 2/12/00 vs. CC)  
Assists: 1 (5 times, last 10/21/00 vs. UMD)  
Points: 2 (10/29/99 vs. BC)

### #18 Grant Potulny

Goals: 2 (10/14/00 at Bemidji State)  
Assists: 1 (2 times, last 10/14/00 at BSU)  
Points: 3 (10/14/00 at Bemidji State)

### #19 Matt DeMarchi

Goals: 1 (2 times, last 10/14/00 at BSU)  
Assists: 2 (3/16/00 vs. MSU, Mankato)  
Points: 2 (2 times, last 10/14/00 at BSU)

### #21 Troy Riddle

Goals: 2 (10/14/00 at Bemidji State)  
Assists: 1 (10/21/00 vs. UMD)  
Points: 2 (10/14/00 at Bemidji State)

### #22 Jeff Taffe

Goals: 2 (1/29/00 vs. MSU, Mankato)  
Assists: 4 (2/18/00 at Michigan Tech)  
Points: 4 (2/18/00 at Michigan Tech)

### #24 Ben Tharp

Goals: 1 (2 times, last 10/21/00 vs. UMD)  
Assists: 3 (2/18/00 at Michigan Tech)  
Points: 3 (2/18/00 at Michigan Tech)

### #25 Pat O'Leary

Goals: 2 (1/15/00 vs. Denver)  
Assists: 1 (3 times, last 3/11/00 at CC)  
Points: 2 (1/15/00 vs. Denver)

### #26 Nick Angell

Goals: 1 (5 times, last 10/21/00 vs. UMD)  
Assists: 2 (12/10 at SCSU)  
Points: 2 (3 times, last 10/21/00 vs. UMD)

### #27 Aaron Miskovich

Goals: 2 (4 times, last 2/11/00 vs. CC)  
Assists: 4 (1/15/00 vs. Denver)  
Points: 4 (2 times, last 2/11/00 vs. CC)

### #28 Matt Leimbek

Goals: 2 (10/28 vs. UAA)  
Assists: 2 (2 times, last 1/29/99 vs. MTU)  
Points: 3 (1/29/99 vs. Michigan Tech)

### #30 Erik Young

Goals Allowed: 3 (2/25/00 vs. Wis.)  
Saves: 30 (2/26/00 vs. Wis.)  
Saves Percentage: .900 (2/25/00 vs. Wis.)

### #34 Pete Samargia

Goals Allowed: 4 (3/4/00 at SCSU)  
Saves (Game): 35 (3/4/00 at SCSU)  
Saves%: .897 (3/4/00 at SCSU)

## Did You Know?

**Minnesota and the NHL:** 54 percent (14/26) of the Golden Gophers on this year's squad have been drafted by teams in the NHL, the highest percentage ever at Minnesota. Prior to the 1998-99 season, only 25 percent (7/28) of players on the roster had been chosen.



### CAREER GOALS – CURRENT PLAYERS

|                 |    |
|-----------------|----|
| Erik Westrum    | 49 |
| Aaron Miskovich | 33 |
| John Pohl       | 26 |
| Stuart Senden   | 16 |
| Jordan Leopold  | 15 |
| Jeff Taffe      | 12 |
| Erik Wendell    | 12 |
| Dylan Mills     | 11 |
| Matt Leimbek    | 8  |
| Pat O'Leary     | 7  |
| Troy Riddle     | 6  |
| Nick Angell     | 5  |
| Nick Anthony    | 4  |
| Grant Potulny   | 3  |
| Mark Nenovich   | 2  |
| Matt DeMarchi   | 2  |
| Matt Koalska    | 2  |
| Ben Tharp       | 2  |

### CAREER ASSISTS – CURRENT PLAYERS

|                 |    |
|-----------------|----|
| Erik Westrum    | 71 |
| John Pohl       | 56 |
| Dylan Mills     | 46 |
| Jordan Leopold  | 41 |
| Aaron Miskovich | 36 |
| Matt Leimbek    | 17 |
| Nick Angell     | 16 |
| Stuart Senden   | 15 |
| Jeff Taffe      | 14 |
| Ben Tharp       | 13 |
| Erik Wendell    | 9  |
| Matt DeMarchi   | 9  |
| Nick Anthony    | 8  |
| Pat O'Leary     | 3  |
| Mark Nenovich   | 2  |
| Grant Potulny   | 2  |
| Matt Koalska    | 2  |
| Troy Riddle     | 1  |
| Jon Waibel      | 1  |

### CAREER POINTS – CURRENT PLAYERS

|                 |     |
|-----------------|-----|
| Erik Westrum    | 120 |
| John Pohl       | 82  |
| Aaron Miskovich | 69  |
| Dylan Mills     | 57  |
| Jordan Leopold  | 56  |
| Stuart Senden   | 31  |
| Jeff Taffe      | 26  |
| Matt Leimbek    | 25  |
| Erik Wendell    | 21  |
| Nick Angell     | 21  |
| Ben Tharp       | 15  |
| Nick Anthony    | 12  |
| Matt DeMarchi   | 11  |
| Pat O'Leary     | 10  |
| Troy Riddle     | 7   |
| Grant Potulny   | 5   |
| Mark Nenovich   | 4   |
| Matt Koalska    | 4   |
| Jon Waibel      | 1   |

### CAREER GAMES – CURRENT PLAYERS

|                 |     |
|-----------------|-----|
| Erik Westrum    | 124 |
| Dylan Mills     | 123 |
| Aaron Miskovich | 116 |
| Stuart Senden   | 109 |
| Matt Leimbek    | 93  |
| John Pohl       | 88  |
| Jordan Leopold  | 83  |
| Adam Hauser     | 81  |
| Nick Angell     | 79  |
| Erik Wendell    | 78  |
| Pat O'Leary     | 46  |
| Matt DeMarchi   | 44  |
| Jeff Taffe      | 44  |
| Mark Nenovich   | 42  |
| Nick Anthony    | 39  |
| Ben Tharp       | 37  |
| Matt Koalska    | 6   |
| Paul Martin     | 6   |
| Grant Potulny   | 6   |
| Troy Riddle     | 6   |
| Jon Waibel      | 6   |

## WCHA Standings/Schedule

| Team (Overall Record, win %)    | GP | W | L | T | Pts | GF | GA | GDif |
|---------------------------------|----|---|---|---|-----|----|----|------|
| Colorado College (4-0-0, 1.000) | 4  | 4 | 0 | 0 | 8   | 18 | 10 | +8   |
| Wisconsin (7-1-0, .875)         | 4  | 4 | 0 | 0 | 8   | 16 | 7  | +9   |
| Minnesota (5-0-1, .917)         | 3  | 3 | 0 | 1 | 7   | 17 | 7  | +10  |
| North Dakota (3-2-3, .563)      | 4  | 2 | 2 | 0 | 4   | 17 | 14 | +3   |
| Denver (1-3-0, .000)            | 2  | 1 | 1 | 0 | 2   | 4  | 6  | -4   |
| St. Cloud State (4-1-1, .750)   | 2  | 1 | 1 | 0 | 2   | 6  | 4  | +2   |
| MSU, Mankato (1-5-0, .167)      | 6  | 1 | 5 | 0 | 2   | 19 | 27 | -8   |
| Michigan Tech (1-5-1, .214)     | 6  | 1 | 5 | 0 | 2   | 12 | 24 | -12  |
| Alaska Anchorage (2-3-1, .417)  | 2  | 0 | 1 | 1 | 1   | 4  | 5  | -1   |
| Minnesota-Duluth (0-4-0, .000)  | 2  | 0 | 2 | 0 | 0   | 3  | 12 | -9   |

### Games This Weekend

North Dakota at Denver

Minnesota-Duluth at Colorado College

MSU, Mankato at Michigan Tech

## Season Highs/Lows

### Team

|   |   |
|---|---|
| <b>MOST GOALS/GAME</b>                    | (9) two times, last 10/21 vs. UMD                             |
| <b>LEAST GOALS/GAME</b>                   | (2) 10/27 vs. Alaska-Anchorage                                |
| <b>MOST ASSISTS/GAME</b>                  | (13) 10/14 @ Bemidji State                                    |
| <b>LEAST ASSISTS/GAME</b>                 | (4) two times, last 10/28 vs. Alaska-Anchorage                |
| <b>MOST GOALS AGAINST/GAME</b>            | (3) three times, last 10/28 vs. Alaska-Anchorage              |
| <b>LEAST GOALS AGAINST/GAME</b>           | (1) two times, last 10/27 vs. Alaska-Anchorage                |
| <b>MOST ASSISTS AGAINST/GAME</b>          | (4) two times, last 10/28 vs. Alaska-Anchorage                |
| <b>LEAST ASSISTS AGAINST/GAME</b>         | (2) two times, last 10/27 vs. Alaska-Anchorage                |
| <b>MOST GOALS/PERIOD</b>                  | (4) two times, last 10/21 vs. UMD - second period             |
| <b>MOST GOALS AGAINST/PERIOD</b>          | (2) three times, last 10/28 vs. UAA - second period           |
| <b>MOST POWER PLAY GOALS/GAME</b>         | (4) 10/21 vs. UMD   |
| <b>MOST POWER PLAY GOALS ALLOWED/GAME</b> | (1) two times, last 10/21 vs. UMD                             |
| <b>MOST SHOTS ON GOAL/GAME</b>            | (54) 10/14 @ Bemidji State                                    |
| <b>LEAST SHOTS ON GOAL/GAME</b>           | (31) 10/7 vs. Notre Dame                                      |
| <b>MOST SHOTS AGAINST/GAME</b>            | (30) 10/21 vs. UMD  |
| <b>LEAST SHOTS AGAINST/GAME</b>           | (13) 10/20 vs. UMD  |
| <b>MOST SHOTS ON GOAL/PERIOD</b>          | (24) 10/14 @ Bemidji State - first period                     |
| <b>MOST SHOTS AGAINST/PERIOD</b>          | (14) 10/21 vs. UMD - third period                             |
| <b>MOST PENALTIES/GAME</b>                | (21) 10/7 vs. Notre Dame                                      |
| <b>LEAST PENALTIES/GAME</b>               | (2) 10/27 vs. Alaska-Anchorage                                |
| <b>MOST PIM/GAME</b>                      | (42) two times, last 10/21 vs. UMD                            |
| <b>LEAST PIM/GAME</b>                     | (4) 10/27 vs. Alaska-Anchorage                                |
| <b>MOST OPP. PENALTIES/GAME</b>           | (20) 10/7 vs. Notre Dame                                      |
| <b>LEAST OPP. PENALTIES/GAME</b>          | (2) 10/27 vs. Alaska-Anchorage                                |
| <b>MOST OPP. PIM/GAME</b>                 | (51) 10/7 vs. Notre Dame                                      |
| <b>LEAST OPP. PIM/GAME</b>                | (4) 10/27 vs. Alaska-Anchorage                                |
| <b>QUICKEST TWO GOALS</b>                 | (0:42) 10/14 @ Bemidji State - third period (Potulny, Riddle) |
| <b>QUICKEST THREE GOALS</b>               | (3:28) 10/21 vs. UMD - second period (Koalska, Pohl, Leopold) |

## Individual

|                           |   |
|---------------------------|---|
| <b>GOALS/GAME</b>         | (2) four times, last Matt Leimbek, 10/28 vs. UAA                |
| <b>GOALS/PERIOD</b>       | (2) two times, last Matt Leimbek, 10/7 vs. UAA - third period   |
| <b>ASSISTS/GAME</b>       | (4) Erik Westrum, 10/14 @ Bemidji State                         |
| <b>ASSISTS/PERIOD</b>     | (2) four times, last Erik Westrum, 10/28 vs. UAA - third period |
| <b>POINTS/GAME</b>        | (5) Erik Westrum, 10/14 @ Bemidji State                         |
| <b>POINTS/PERIOD</b>      | (3) Erik Westrum, 10/14 @ Bemidji State - first period          |
| <b>PENALTIES/GAME</b>     | (4) Ben Tharp, 10/7 vs. Notre Dame                              |
| <b>PIM/GAME</b>           | (12) Troy Riddle, 10/21 vs. UMD                                 |
| <b>SHOTS ON GOAL/GAME</b> | (7) Troy Riddle, 10/14 @ Bemidji State                          |
| <b>SAVES/GAME</b>         | (28) Adam Hauser, 10/21 vs. UMD                                 |

## Goal Breakdown

|                              | MN | OPP |
|------------------------------|----|-----|
| 5-on-5                       | 16 | 10  |
| 5-on-4                       | 12 | 2   |
| 6-on-5                       | 0  | 0   |
| 4-on-5                       | 3  | 0   |
| 4-on-4                       | 1  | 1   |
| 5-on-3                       | 1  | 0   |
| 4-on-3                       | 0  | 0   |
| Power Play                   | 13 | 2   |
| Shorthanded                  | 3  | 0   |
| Empty Net                    | 1  | 0   |
| First Minute of Game         | 0  | 1   |
| First 2 Minutes of Game      | 1  | 1   |
| First 5 Minutes of Game      | 2  | 1   |
| First 10 Minutes of Game     | 5  | 1   |
| First Goal of Game           | 4  | 2   |
| First Minute of Period       | 3  | 1   |
| Last Minute of Period        | 2  | 0   |
| Last Minute of Game          | 2  | 0   |
| Last 5 Minutes of Game       | 4  | 2   |
| To Tie Game - Last 5 Minutes | 0  | 0   |
| To Win Game - Last 5 Minutes | 1  | 0   |
| Unassisted                   | 3  | 1   |
| One Assist                   | 13 | 7   |
| Two Assists                  | 16 | 5   |
| Home                         | 17 | 7   |
| Road                         | 9  | 3   |
| Neutral                      | 7  | 3   |
| Overtime                     | 0  | 0   |

### GOAL SCORED AFTER OPPONENTS' GOAL

|                       | MN | OPP |
|-----------------------|----|-----|
| Less Than One Minute  | 1  | 0   |
| One To Three Minutes  | 3  | 1   |
| Three To Five Minutes | 0  | 1   |

## Stats By Class

|               | G-A--Pts  | P/M   | Shots | PP | GW |
|---------------|-----------|-------|-------|----|----|
| Senior (5)    | 11-13--24 | 9/18  | 45    | 4  | 0  |
| Junior (5)    | 6-14--20  | 12/24 | 52    | 2  | 1  |
| Sophomore (7) | 5-12--17  | 18/36 | 26    | 2  | 3  |
| Freshman (6)  | 11-6--17  | 12/32 | 38    | 4  | 0  |

## The Captains

Seniors Erik Westrum and Dylan Mills and junior John Pohl will serve as team captains for the 2000-01 season. Westrum and Mills were also captains for the 1999-2000 campaign. The duo joins Casey Hankinson (1996-98), Allen Opsahl (1944-47) and Bob Carley (1944-46) as the only Golden Gophers to serve as captains in multiple years.

## Minnesota vs. NCAA Field

Minnesota played 20 of its 41 games last season against teams that participated in the 12-team NCAA Tournament. The Golden Gophers were 3-15-2 in those games. This year, Minnesota will play 14 games against teams that competed in last year's NCAA Tournament.

### 2000-01 vs. 1999-2000 NCAA Tournament Teams

|            |                     |                           |
|------------|---------------------|---------------------------|
| Nov. 3-4   | vs. Wisconsin       | defeated in quarterfinals |
| Nov. 10-11 | @ North Dakota      | national champions        |
| Nov. 17    | at St. Cloud State  | defeated in first round   |
| Nov. 17    | vs. St. Cloud State | defeated in first round   |
| Nov. 24    | vs. Michigan State  | defeated in first round   |
| Nov. 25    | vs. Michigan        | defeated in quarterfinals |
| Jan. 12-13 | vs. North Dakota    | national champions        |
| Jan. 19-20 | @ Wisconsin         | defeated in quarterfinals |
| March 2    | vs. St. Cloud State | defeated in first round   |
| March 3    | at St. Cloud State  | defeated in first round   |

## multiple-point games (season/career)

| Player (Games)         | Last Time                          | Record        |
|------------------------|------------------------------------|---------------|
| Erik Westrum (4/30)    | 10/28/00 vs. UAA (2a)              | 3-0-1/14-13-3 |
| Grant Potulny (2/2)    | 10/14/00 at Bemidji State (2g, 1a) | 1-0-0/1-0-0   |
| Matt Koalska (2/2)     | 10/21/00 vs. UMD (1g, 1a)          | 2-0-0/2-0-0   |
| Troy Riddle (2/2)      | 10/21/00 vs. UMD (1g, 1a)          | 2-0-0/2-0-0   |
| John Pohl (1/21)       | 10/20/00 vs. UMD (2a)              | 1-0-0/15-6-0  |
| Aaron Miskovich (1/14) | 10/21/00 vs. UMD (1g, 1a)          | 1-0-0/10-3-1  |
| Jordan Leopold (1/9)   | 10/14/00 at Bemidji State (1g, 3a) | 1-0-0/4-4-1   |
| Stuart Senden (1/5)    | 10/21/00 vs. UMD (2a)              | 1-0-0/3-2-0   |
| Jeff Taffe (1/5)       | 10/7/00 vs. N. Dame (1g, 1a)       | 1-0-0/4-1-0   |
| Matt Leimbek (1/4)     | 10/28/00 vs. UAA (2g)              | 0-0-1/2-1-1   |
| Nick Angell (1/3)      | 10/21/00 vs. UMD (1g, 1a)          | 1-0-0/2-1-0   |
| Ben Tharp (1/3)        | 10/21/00 vs UMD (1g, 1a)           | 1-0-0/3-0-0   |
| Nick Anthony (1/2)     | 10/14/00 at Bemidji State (2a)     | 1-0-0/2-0-0   |
| Matt DeMarchi (1/2)    | 10/14/00 at Bemidji State (1g, 1a) | 1-0-0/2-0-0   |
| Dylan Mills (0/13)     | 3/17/00 vs. SCSU (2g)              | 0-0-0/9-6-0   |
| Erik Wendell (0/2)     | 3/5 vs. UAA (1g, 1a)               | 0-0-0/2-0-0   |
| Mark Nenovich (0/1)    | 12/29/99 vs. Harvard (1g, 1a)      | 0-0-0/1-0-0   |
| Pat O'Leary (0/1)      | 1/15/00 vs. DU (2g)                | 0-0-0/1-0-0   |

## multiple-goal games (season/career)

| Player (Games)        | Last Time                      | Record      |
|-----------------------|--------------------------------|-------------|
| Erik Westrum (2/11)   | 10/20/00 vs. UMD (2g)          | 2-0-0/5-5-1 |
| Grant Potulny (1/1)   | 10/14/00 at Bemidji State (2g) | 1-0-0/1-0-0 |
| Matt Leimbek (1/1)    | 10/28/00 vs. UAA (2g)          | 0-0-1/0-0-1 |
| Troy Riddle (1/1)     | 10/14/00 at Bemidji State (2g) | 1-0-0/1-0-0 |
| John Pohl (0/3)       | 1/28/00 vs. MSU (2g)           | 0-0-0/3-0-0 |
| Aaron Miskovich (0/4) | 2/13/00 vs. CC (2g)            | 0-0-0/4-0-0 |
| Jordan Leopold (0/2)  | 1/14/00 vs. DU (2g)            | 0-0-0/1-1-0 |
| Stuart Senden (0/2)   | 2/26/00 vs. WIS (2g)           | 0-0-0/1-1-0 |
| Dylan Mills (0/1)     | 1/29/00 vs. MSU (2g)           | 0-0-0/0-1-0 |
| Pat O'Leary (0/1)     | 1/15/00 vs. DU (2g)            | 0-0-0/1-0-0 |
| Jeff Taffe (0/1)      | 1/29/00 vs. MSU (2g)           | 0-0-0/0-1-0 |

Minnesota Men - 2000-2001 Team Statistics

| Minnesota             |         | Overall - 6 Games Played ( 5- 0- 1 .917) |              |              |               |                |              |            |               |              |         |                | Conf Only - 4 Games Played ( 3- 0- 1 .875) |         |      |         |      |       |         |         |     |    |    |    |    |
|-----------------------|---------|--|--------------|--------------|---------------|----------------|--------------|------------|---------------|--------------|---------|----------------|--|---------|------|---------|------|-------|---------|---------|-----|----|----|----|----|
| Player                | YR/POS  | GP                                       | G            | A            | PTS           | P/GM           | G/GM         | PEN/MIN    | PP            | SH           | GW      | GT             | EN   | GP      | G    | A       | PTS  | P/GM  | G/GM    | PEN/MIN | PP  | SH | GW | GT | EN |
| Erik Westrum          | SR F    | 6  | 6            | 7            | 13            | 2.17           | 1.00         | 4/ 8       | 4             | 1            | 1       | 0              | 1  | 4       | 3    | 3       | 6    | 1.50  | 0.75    | 2/ 4    | 2   | 1  | 1  | 0  | 1  |
| Jordan Leopold        | JR D    | 6  | 2            | 7            | 9             | 1.50           | 0.33         | 2/ 4       | 0             | 0            | 0       | 0              | 0  | 4       | 1    | 3       | 4    | 1.00  | 0.25    | 1/ 2    | 0   | 0  | 0  | 0  | 0  |
| Troy Riddle           | FR F    | 6  | 6            | 1            | 7             | 1.17           | 1.00         | 4/ 16      | 1             | 1            | 0       | 1              | 0  | 4       | 3    | 1       | 4    | 1.00  | 0.75    | 4/ 16   | 0   | 1  | 0  | 1  | 0  |
| Jeff Taffe            | SO F    | 6  | 2            | 4            | 6             | 1.00           | 0.33         | 4/ 8       | 2             | 0            | 2       | 0              | 0  | 4       | 1    | 1       | 2    | 0.50  | 0.25    | 1/ 2    | 1   | 0  | 1  | 0  | 0  |
| John Pohl             | JR F    | 6  | 1            | 5            | 6             | 1.00           | 0.17         | 2/ 4       | 1             | 0            | 0       | 0              | 0  | 4       | 1    | 4       | 5    | 1.25  | 0.25    |         | 1   | 0  | 0  | 0  | 0  |
| Grant Potulny         | FR F    | 6  | 3            | 2            | 5             | 0.83           | 0.50         | 3/ 6       | 2             | 0            | 0       | 0              | 0  | 4       | 0    | 0       | 0    | 0.00  | 0.00    | 3/ 6    | 0   | 0  | 0  | 0  | 0  |
| Matt Koalska          | FR F    | 6  | 2            | 2            | 4             | 0.67           | 0.33         | 4/ 8       | 1             | 0            | 0       | 0              | 0  | 4       | 1    | 1       | 2    | 0.50  | 0.25    | 2/ 4    | 1   | 0  | 0  | 0  | 0  |
| Matt DeMarchi         | SO D    | 6  | 1            | 3            | 4             | 0.67           | 0.17         | 7/ 14      | 0             | 0            | 0       | 0              | 0  | 4       | 0    | 2       | 2    | 0.50  | 0.00    | 4/ 8    | 0   | 0  | 0  | 0  | 0  |
| Nick Anthony          | SO F    | 6  | 0            | 4            | 4             | 0.67           | 0.00         | 2/ 4       | 0             | 0            | 0       | 0              | 0  | 4       | 0    | 1       | 1    | 0.25  | 0.00    | 1/ 2    | 0   | 0  | 0  | 0  | 0  |
| Matt Leimbek          | SR F    | 3  | 3            | 0            | 3             | 1.00           | 1.00         |            | 0             | 0            | 0       | 0              | 0  | 3       | 3    | 0       | 3    | 1.00  | 1.00    |         | 0   | 0  | 0  | 0  | 0  |
| Aaron Miskovich       | SR F    | 6  | 2            | 1            | 3             | 0.50           | 0.33         | 2/ 4       | 1             | 1            | 0       | 0              | 0  | 4       | 1    | 1       | 2    | 0.50  | 0.25    | 1/ 2    | 1   | 0  | 0  | 0  | 0  |
| Ben Tharp             | SO F    | 6  | 2            | 1            | 3             | 0.50           | 0.33         | 6/ 12      | 0             | 0            | 1       | 0              | 0  | 4       | 1    | 1       | 2    | 0.50  | 0.25    | 2/ 4    | 0   | 0  | 0  | 0  | 0  |
| Nick Angell           | JR D    | 6  | 1            | 2            | 3             | 0.50           | 0.17         | 1/ 2       | 0             | 0            | 1       | 0              | 0  | 4       | 1    | 1       | 2    | 0.50  | 0.25    | 1/ 2    | 0   | 0  | 1  | 0  | 0  |
| Dylan Mills           | SR D    | 6  | 0            | 3            | 3             | 0.50           | 0.00         | 5/ 10      | 0             | 0            | 0       | 0              | 0  | 4       | 0    | 2       | 2    | 0.50  | 0.00    | 4/ 8    | 0   | 0  | 0  | 0  | 0  |
| Stuart Senden         | SR F    | 4  | 0            | 2            | 2             | 0.50           | 0.00         |            | 0             | 0            | 0       | 0              | 0  | 2       | 0    | 2       | 2    | 1.00  | 0.00    |         | 0   | 0  | 0  | 0  | 0  |
| Pat O'Leary           | JR F    | 5  | 1            | 0            | 1             | 0.20           | 0.20         | 1/ 2       | 0             | 0            | 0       | 0              | 0  | 3       | 0    | 0       | 0    | 0.00  | 0.00    |         | 0   | 0  | 0  | 0  | 0  |
| Erik Wendell          | JR F    | 6  | 1            | 0            | 1             | 0.17           | 0.17         | 4/ 8       | 1             | 0            | 0       | 0              | 0  | 4       | 1    | 0       | 1    | 0.25  | 0.25    | 1/ 2    | 1   | 0  | 0  | 0  | 0  |
| Jon Waibel            | FR F    | 6  | 0            | 1            | 1             | 0.17           | 0.00         | 4/ 8       | 0             | 0            | 0       | 0              | 0  | 4       | 0    | 1       | 1    | 0.25  | 0.00    | 2/ 4    | 0   | 0  | 0  | 0  | 0  |
| Adam Hauser           | JR G    | 6  | 0            | 0            | 0             | 0.00           | 0.00         | 2/ 4       | 0             | 0            | 0       | 0              | 0  | 4       | 0    | 0       | 0    | 0.00  | 0.00    |         | 0   | 0  | 0  | 0  | 0  |
| Paul Martin           | FR D    | 6  | 0            | 0            | 0             | 0.00           | 0.00         |            | 0             | 0            | 0       | 0              | 0  | 4       | 0    | 0       | 0    | 0.00  | 0.00    |         | 0   | 0  | 0  | 0  | 0  |
| Minnesota             |         | 6  | 33           | 45           | 78            | 13.00          | 5.50         | 57/122     | 13            | 3            | 5       | 1              | 1  | 4       | 17   | 24      | 41   | 10.25 | 4.25    | 29/ 66  | 7   | 2  | 3  | 1  | 1  |
| Opponents             |         | 6  | 13           | 17           | 30            | 5.00           | 2.17         | 56/131     | 2             | 0            | 0       | 0              | 0  | 4       | 7    | 11      | 18   | 4.50  | 1.75    | 29/ 66  | 1   | 0  | 0  | 0  | 0  |
| Goaltending           |         | GP                                       | Minutes      | GA           | Savs          | Sav%           | GAA          | Record     | Win%          | ST           | SO      |                | GP   | Minutes | GA   | Savs    | Sav% | GAA   | Record  | Win%    | ST  | SO |    |    |    |
| Adam Hauser           | JR      | 6  | 365:00       | 13           | 104           | .889           | 2.14         | 5- 0- 1    | .917          | 6            | 0       |                | 4  | 245:00  | 7    | 76      | .916 | 1.71  | 3- 0- 1 | .875    | 4   | 0  |    |    |    |
| Minnesota             |         | 6  | 365:00       | 13           | 104           | .889           | 2.14         | 5- 0- 1    | .917          | 6            | 0       |                | 4  | 245:00  | 7    | 76      | .916 | 1.71  | 3- 0- 1 | .875    | 4   | 0  |    |    |    |
| Opponents             |         | 6  | 365:00       | 33           | 206           | .862           | 5.42         | 0- 5- 1    | .083          | 6            | 0       |                | 4  | 245:00  | 17   | 137     | .890 | 4.16  | 0- 3- 1 | .125    | 4   | 0  |    |    |    |
| Special Teams         |         | Power Play                               | SHA          | Penalty Kill | SHF           | Combined       |              | Power Play | SHA           | Penalty Kill | SHF     | Combined       |  |         |      |         |      |       |         |         |     |    |    |    |    |
| Minnesota             |         | 13/ 29                                   | .448         | 0            | 28/ 30        | .933           | 3            | 7/ 18      | .389          | 0            | 17/ 18  | .944           | 2  |         |      |         |      |       |         |         |     |    |    |    |    |
| Opponents             |         | 2/ 30                                    | .067         | 3            | 16/ 29        | .552           | 0            | 1/ 18      | .056          | 2            | 11/ 18  | .611           | 0  |         |      |         |      |       |         |         |     |    |    |    |    |
| Scoring/Shots On Goal |         | 1st                                      | 2nd          | 3rd          | OT            | TOT            | 1st          | 2nd        | 3rd           | OT           | SOG     | 1st            | 2nd  | 3rd     | OT   | TOT     | 1st  | 2nd   | 3rd     | OT      | SOG |    |    |    |    |
| Minnesota             |         | 9  | 9            | 15           | 0             | 33             | 81           | 84         | 73            | 1            | 239     | 4              | 4  | 9       | 0    | 17      | 47   | 56    | 50      | 1       | 154 |    |    |    |    |
| Opponents             |         | 4  | 4            | 5            | 0             | 13             | 37           | 34         | 44            | 2            | 117     | 3              | 2  | 2       | 0    | 7       | 27   | 25    | 29      | 2       | 83  |    |    |    |    |
| Difference            |         | +5                                       | +5           | +10          | +0            | +20            | +44          | +50        | +29           | -1           | +122    | +1             | +2   | +7      | +0   | +10     | +20  | +31   | +21     | -1      | +71 |    |    |    |    |
| Streaks               | Overall | Conf                                     | Site         | H: 4         | 3- 0- 1       | A: 1           | 1- 0- 0      | N: 1       | 1- 0- 0       | Site         | H: 4    | 3- 0- 1        | A: 0                                       | 0- 0- 0 | N: 0 | 0- 0- 0 |      |       |         |         |     |    |    |    |    |
| W/L                   | 0-0     | 0-0                                      | End1         | +: 3         | 3- 0- 0       | -: 1           | 0- 0- 1      | E: 2       | 2- 0- 0       | End1         | +: 1    | 1- 0- 0        | -: 1                                       | 0- 0- 1 | E: 2 | 2- 0- 0 |      |       |         |         |     |    |    |    |    |
| WT/LT                 | 5- 0- 1 | 3- 0- 1                                  | End2         | +: 3         | 3- 0- 0       | -: 1           | 0- 0- 1      | E: 2       | 2- 0- 0       | End2         | +: 1    | 1- 0- 0        | -: 1                                       | 0- 0- 1 | E: 2 | 2- 0- 0 |      |       |         |         |     |    |    |    |    |
| Last 5                | 4- 0- 1 | 3- 0- 1                                  | Scoring 1st: | 4            | 4- 0- 0       | Scored on 1st: | 2            | 1- 0- 1    | Scoring 1st:  | 3            | 3- 0- 0 | Scored on 1st: | 1  | 0- 0- 1 |      |         |      |       |         |         |     |    |    |    |    |
| Last 10               | 5- 0- 1 | 3- 0- 1                                  | Min. Leading |              | Min. Trailing | Minutes Even   | Min. Leading |            | Min. Trailing | Minutes Even |         |                |  |         |      |         |      |       |         |         |     |    |    |    |    |
| Last 15               | 5- 0- 1 | 3- 0- 1                                  | 187:59       | 51.5%        | 53:53         | 14.8%          | 123:08       | 33.7%      | 81:45         | 33.4%        | 48:10   | 19.7%          | 115:05                                     | 47.0%   |      |         |      |       |         |         |     |    |    |    |    |



# GOLDEN GOPHER HOCKEY

MHO  
H0912

**University of Minnesota**  
**Media Relations**  
 Phone: (612) 625-4090  
 Fax: (612) 625-0359  
 Website: www.gophersports.com  
 Contact: John Romo  
 Phone: (612) 624-7318  
 E-Mail: romox001@umn.edu

**WEEKLY RELEASE**  
**December 4, 2000**

**MEDIA INFORMATION**

**TV:** Midwest Sports Channel / Frank Mazzocco-play-by-play; Reed Larson-color; Pat Micheletti - interviews

**RADIO:** KSTP-AM (Live)/Dan Terhaar-play-by-play; Glen Sonmor-color; Eric Gislason-game-night host

**INTERVIEWS:** The coaching staff and players are available for interviews on WEDNESDAYS by request through the Media Relations office. The Golden Gopher locker room is CLOSED to the media at all times.

Postgame interviews will be done outside the locker room after a 10 minute cooling off period.

**Did You Know?**

Minnesota is 30-5-2 against current Division I teams in first-ever meetings. The only teams to defeat the Golden Gophers in the inaugural matchup are Ferris State, Harvard, Lake Superior State, Northern Michigan and Western Michigan. In addition to a 9-3 victory at Bemidji State on Oct. 14, Minnesota will also face Union for the first-time ever later this month in the Mariucci Classic.

**This Weekend**  
**Quinnipiac (10-3-2) at**  
**Minnesota (9-5-2)**  
**Sat., Dec. 9 • 7:05 p.m.**  
**Mariucci Arena**  
**Series Information**

*Series Notes: This will be the first-ever meeting between Minnesota and Quinnipiac.*

*Head Coach: Rand Pecknold is in his seventh year as head coach at Quinnipiac. He owns a 112-57-14 career record with the Braves. Pecknold's teams have never faced Minnesota or a Don Lucia-coached squad.*

*About Quinnipiac: A member of the three-year old Metro Atlantic Athletic Conference, Quinnipiac (pronounced kwinn-i-pee-ak) leads the league with a 7-1-1 mark and is 10-3-2 overall. Last week, the Braves split a pair of non-conference contests with a 6-3 loss to Rensselaer and a 3-2 victory over Union.*

*Minnesota vs. the MAAC: The MAAC is made up of American International, Army, Bentley, Canisius, Connecticut, Fairfield, Holy Cross, Iona, Mercyhurst, Sacred Heart. The Golden Gophers have only faced one team from the conference, Army. The two teams met in 1964 and 1966 with Minnesota prevailing in both contests.*

**Regional Select Team at**  
**Minnesota**  
**Sun., Dec. 10 • 7:05 p.m.**  
**Mariucci Arena - Exhibition**

*The Regional Selection Team, made up of players who represent some of the top-level clubs in Russia, will visit Mariucci Arena for the Golden Gophers' annual exhibition game. The team will face three other WCHA teams (St. Cloud State, Wisconsin and MSU, Mankato) on its tour which runs from Dec. 8-20.*

**SCHEDULE/RESULTS**

|             |   |            |
|-------------|---|------------|
| Oct. 7      | vs. Notre Dame%                           | W 7-3      |
| Oct. 14     | at Bemidji State#                         | W 9-3      |
| Oct. 20     | MINN-DULUTH                               | W 3-1      |
| Oct. 21     | MINN-DULUTH                               | W 9-2      |
| Oct. 27     | ALASKA-ANCH.                              | W 2-1      |
| Oct. 28     | ALASKA-ANCH.                              | T 3-3      |
| Nov. 3      | WISCONSIN                                 | W 4-0      |
| Nov. 4      | WISCONSIN                                 | W 5-2      |
| Nov. 10     | at North Dakota                           | L 5-7      |
| Nov. 11     | at North Dakota                           | T 5-5      |
| Nov. 17     | at St. Cloud State                        | W 2-0      |
| Nov. 18     | ST. CLOUD STATE                           | W 4-3      |
| Nov. 24     | MICHIGAN STATE#                           | L 2-3      |
| Nov. 25     | MICHIGAN#                                 | L 1-4      |
| Dec. 1      | at Denver                                 | L 0-4      |
| Dec. 2      | at Denver                                 | L 1-4      |
| Dec. 9      | QUINNIPIAC#                               | 7:05 p.m.  |
| Dec. 10     | EXHIBITION*                               | 7:05 p.m.  |
| Dec. 29     | MARIUCCI CLASSIC#                         |            |
|             | Lake Superior State/Bemidji State         | 4 p.m.     |
|             | Union/Minnesota                           | 7 p.m.     |
| Dec. 30     | MARIUCCI CLASSIC#                         |            |
|             | Third place game                          | 4 p.m.     |
|             | Championship game                         | 7 p.m.     |
| Jan. 5      | at Alaska-Anch.                           | 10:35 p.m. |
| Jan. 6      | at Alaska-Anch.                           | 10:35 p.m. |
| Jan. 12     | NORTH DAKOTA                              | 7:05 p.m.  |
| Jan. 13     | NORTH DAKOTA                              | 7:05 p.m.  |
| Jan. 19     | at Wisconsin                              | 7:05 p.m.  |
| Jan. 20     | at Wisconsin                              | 7:05 p.m.  |
| Jan. 23     | BROWN#                                    | 7:05 p.m.  |
| Jan. 27     | BEMIDJI STATE#                            | 7:05 p.m.  |
| Feb. 2      | MICHIGAN TECH                             | 7:05 p.m.  |
| Feb. 3      | MICHIGAN TECH                             | 3:05 p.m.  |
| Feb. 9      | at MSU, Mankato                           | 7:35 p.m.  |
| Feb. 10     | at MSU, Mankato                           | 7:35 p.m.  |
| Feb. 16     | COLORADO COLL                             | 7:05 p.m.  |
| Feb. 17     | COLORADO COLL                             | 7:05 p.m.  |
| Feb. 23     | at Minn.-Duluth                           | 7:05 p.m.  |
| Feb. 24     | at Minn.-Duluth                           | 7:05 p.m.  |
| March 2     | ST. CLOUD STATE                           | 7:05 p.m.  |
| March 3     | at St. Cloud State                        | 7:05 p.m.  |
| March 9-11  | WCHA FIRST ROUND                          |            |
| March 15-17 | WCHA FINAL FIVE                           |            |
|             | (at Xcel Energy Center - St. Paul, Minn.) |            |
| March 24-26 | NCAA REGIONALS                            |            |
|             | (at Grand Rapids, Mich.)                  |            |
|             | (at Worcester, Mass.)                     |            |
| April 5     | NCAA SEMIFINALS                           |            |
|             | (at Albany, N.Y.)                         |            |
| April 7     | NCAA CHAMPIONSHIP                         |            |
|             | (at Albany, N.Y.)                         |            |
|             | %-at Xcel Energy Center (St. Paul, Minn.) |            |
|             | * - exhibition game                       |            |
|             | # - nonconference game                    |            |
|             | all game times are Central                |            |
|             | game times are subject to change          |            |

## 2000-01 Record When

|                                     |        |
|-------------------------------------|--------|
| Overall Record                      | 9-5-2  |
| WCHA Record                         | 7-3-2  |
| Home Record                         | 6-2-1  |
| Road Record                         | 2-3-1  |
| Neutral Site Record                 | 1-0-0  |
| Last 20 Games (including last year) | 11-7-2 |
| Last 10 Games (including last year) | 4-5-1  |
| Last 5 Games                        | 1-4-0  |
| Scoring A Power-Play Goal           | 8-1-1  |
| Not Scoring A Power-Play Goal       | 1-4-1  |
| Allowing A Power-Play Goal          | 4-5-1  |
| Not Allowing A Power-Play Goal      | 5-0-1  |
| Scoring A Short-Handed Goal         | 4-1-0  |
| Allowing A Short-Handed Goal        | 0-2-0  |
| 10 Or More Penalties                | 6-1-1  |
| Fewer Than 10 Penalties             | 3-4-1  |
| More Penalties Than Opponent        | 3-4-1  |
| Fewer Penalties Than Opponent       | 4-1-1  |
| Same Amount Of Penalties            | 2-0-0  |
| In One-Goal Games                   | 2-1-0  |
| In Two-Goal Games                   | 2-1-0  |
| In Three-Goal or More Games         | 5-3-0  |
| In Overtime Games                   | 0-0-2  |
| Scoring 4 or More Goals             | 6-1-1  |
| Scoring 3 or Fewer Goals            | 3-4-1  |
| Scoring 3 or More Goals             | 7-1-2  |
| Scoring 2 or Fewer Goals            | 2-4-0  |
| Allowing 4 or More Goals            | 0-4-1  |
| Allowing 3 or Fewer Goals           | 9-1-1  |
| Scoring First Goal Of Game          | 8-3-1  |
| Opponents Score First               | 1-2-1  |
| Leading After One Period            | 5-3-1  |
| Trailing After One Period           | 0-2-1  |
| Tied After One Period               | 4-0-0  |
| Scoring First Goal Of Second Period | 6-1-0  |
| Leading After Two Periods           | 6-2-0  |
| Trailing After Two Periods          | 0-3-1  |
| Tied After Two Periods              | 3-0-1  |
| Scoring First Goal Of Third Period  | 7-0-2  |
| Having 10-19 Shots On Goal          | 0-0-0  |
| Having 20-29 Shots On Goal          | 1-2-0  |
| Having 30-39 Shots On Goal          | 4-2-1  |
| Having 40 or More Shots On Goal     | 4-1-1  |
| Allowing 10-19 Shots On Goal        | 3-0-1  |
| Allowing 20-29 Shots On Goal        | 2-3-0  |
| Allowing 30-39 Shots On Goal        | 4-1-1  |
| Allowing 40 or More Shots On Goal   | 0-1-0  |
| Outshooting Opponent                | 8-4-2  |
| Opponent Outshoots Minnesota        | 1-1-0  |
| Shots Are Even                      | 0-0-0  |
| October                             | 5-0-1  |
| November                            | 4-3-1  |
| December                            | 0-2-0  |
| January                             | 0-0-0  |
| February                            | 0-0-0  |
| March                               | 0-0-0  |
| Tuesdays                            | 0-0-0  |
| Fridays                             | 4-3-0  |
| Saturdays                           | 5-2-2  |
| Sundays                             | 0-0-0  |
| Series Record                       | 3-1-2  |
| Games Following A Win               | 6-1-1  |
| Games Following A Loss              | 0-3-1  |
| Games Following A Tie               | 2-1-0  |

## News & Notes

**Minnesota Drops Out of First Place:** Minnesota was dropped from first-place in the WCHA after being swept by host Denver this past weekend. The 4-0 and 4-1 losses put the Golden Gopher losing streak at a season-high four games. Minnesota outshot the Pioneers by a 62-40 margin. The sweep was Denver's first at home over Minnesota since the 1985-86 season.

**Minnesota Drops in National Rankings:** Mired in a four-game losing skid, the Golden Gophers fell three spots in the latest USCHO.com poll. Minnesota is ranked 10th in the nation. Michigan State remains in the top spot, with North Dakota slightly narrowing the gap after a sweep at Alaska Anchorage. In the *USA Today*/American Hockey Magazine rankings, the Golden Gophers fell to the No. 11 spot. The Spartans also rank number one in the poll.

**Trio of Golden Gophers to Represent the USA:** Sophomore forward Jeff Taffe along with freshmen Paul Martin and Troy Riddle were selected to play with the U.S. National Junior Team in the World Junior Championships from Dec. 26 to Jan. 5 in Moscow. The trio will miss the Mariucci Classic on Dec. 29-30, as well as the trip to Alaska for a series with the Seawolves.

**Head Coach Don Lucia:** Golden Gopher Head Coach Don Lucia has a career coaching record of 308-179-32 (.624) in 13-plus seasons behind the bench. At Minnesota, he owns a 29-24-4 mark (.544). His teams have won 20 or more games in all but three of the past 13 seasons, including a streak of eight straight years with 20-plus wins. He earned his 300th career victory in the season-opening win vs. Notre Dame, Oct. 7. Lucia has never faced Quinnipiac.

**Minnesota at the Christmas Break:** Heading into the Christmas break, Minnesota has its best WCHA record at 7-3-2 since 1995-96. That year, the Golden Gophers hit the annual December hiatus with an 11-3-2 mark. Minnesota went on to finish 21-9-2, good for second place in the league. Last year, Minnesota was 4-6-2 at the break.

**History Lesson:** In the past four games, Minnesota has scored just four goals. That is the lowest-four game total for the Golden Gophers since January of 1952. That year, Minnesota also had a stretch of four games with just four goals. For perspective, Harry S. Truman was the President of the United States.

**Power-Less:** Following a sweep of St. Cloud State two weeks ago, the Golden Gopher power-play was dominating the WCHA at a league-leading 34.8 percent (23-of-66). Since then, mired in a four-game losing streak, Minnesota has failed to capitalize on its last 18 opportunities.

**Tell-Tale Signs:** In Minnesota's nine victories, the Golden Gophers capitalized on 34.5 percent of their power-play opportunities (19-of-55), while opponents were at 7.5 percent (4-of-53). In Minnesota's five losses, the power-play is clicking at just 4.5 percent (1-of-22), while opponents are at 33.3 percent (7-of-21). The 0-for-9 performance on Friday night at Denver was the worst since the Golden Gophers were 0-for-8 in a 4-1 victory at UMD on Feb. 26, 1999.

**Welcome Back Stu:** After missing eight games due to a knee injury, senior Stuart Senden has returned to score a pair of goals in the last four games. He lit the lamp in the first period of his first game back against Michigan State and scored the Golden Gophers' lone goal in a two-game set at Denver.

**Injury Update:** Since playing without five regulars due to injury in the series finale at North Dakota, Nov. 11, the Golden Gophers are almost back to full-strength. Junior forward Erik Wendell is making good progress in his return from a knee injury and is expected to be back for the Mariucci Classic, Dec. 29-30.

**Third-Period Blues:** Through the first seven games of the 2000-01 season, the Golden Gophers outscored their opponents 19-5 in the third period. Since then, in nine games, the Golden Gophers have been outscored 18-8 in the final period.

Minnesota was 21-0-2 when leading after the second period under head coach Don Lucia. In the past four weeks, the Golden Gophers have lost two games after taking a lead into the third period, Nov. 10 at North Dakota (5-3 lead) and Nov. 24 against Michigan State (1-0 lead).

**Misky Moves Closer to Mark:** A week after senior captain Erik Westrum collected his eighth career short-handed goal, fellow senior Aaron Miskovich recorded his ninth short-handed tally against Michigan State, Nov. 24. His dramatic third-period goal which tied the game at two moved him to within one of Paul Broten's career record of 10, set between 1984-88. While Broten played in 172 career games, Miskovich has moved to within one of the all-time mark in 126 contests. In eight home games this season, Minnesota has scored five short-handed goals, while allowing just five power-play goals.

**That Was Then, This Is Now:** After an impressive 7-0-1 start to the 2000-01 season, the Golden Gophers are just 2-5-1 in the past eight games. Below is a comparison of the two stretches:

|                        | Oct. 7-Nov. 4 | Nov. 10-Dec. 2 |
|------------------------|---------------|----------------|
| Record                 | 7-0-1         | 2-5-1          |
| WCHA Record            | 5-0-1         | 2-3-1          |
| Goals Per Game         | 5.3           | 2.5            |
| Goals Allowed Per Game | 1.9           | 3.9            |
| Third-Period Scoring   | 20-7 MN       | 16-7 OPP       |
| Power-Play             | 17/35 (37.8%) | 6/38 (15.8%)   |
| Penalty Kill           | 40/42 (95.2%) | 32/42 (76.2%)  |

## Tale of the Tape

| Series Information | Team Comparisons |                         |
|--------------------|------------------|-------------------------|
| First Meeting      | UM               | QUIN                    |
|                    | 23/84 (.274)     | 15/75 (.200)            |
|                    | 17/67 (.254)     | League PP 9/46 (.196)   |
|                    | 73/85 (.859)     | PK 70/83 (.843)         |
|                    | 58/67 (.866)     | League PK 37/43 (.860)  |
|                    | 6-2-1            | Home 6-0-0              |
|                    | 2-3-1            | Away 4-3-2              |
|                    | 3.9              | Goals/Game 4.2          |
|                    | 2.8              | Goals Allowed/Game 2.1  |
|                    | 9.1              | Penalties/Game 7.5      |
|                    | 36.8             | Shots on Goal/Game 34.7 |

## USCHO.com

### USCHO.com Division I Men's Poll

|                        |     |
|------------------------|-----|
| 1. Michigan State (30) | 590 |
| 2. North Dakota (10)   | 560 |
| 3. Boston College      | 505 |
| 4. Michigan            | 466 |
| 5. New Hampshire       | 420 |
| 6. Western Michigan    | 372 |
| 7. Colorado College    | 346 |
| 8. St. Cloud State     | 315 |
| 9. Providence          | 277 |
| 10. Minnesota          | 250 |

### WCHA Teams Receiving Votes:

|               |    |
|---------------|----|
| 14. Wisconsin | 80 |
| 26. Denver    | 1  |

## USA Today

### USA Today/American Hockey Magazine Poll

|                        |     |
|------------------------|-----|
| 1. Michigan State (14) | 264 |
| 2. North Dakota (4)    | 251 |
| 3. Boston College      | 238 |
| 4. Michigan            | 212 |
| 5. New Hampshire       | 197 |
| 6. Western Michigan    | 163 |
| 7. Colorado College    | 157 |
| 8. St. Cloud State     | 149 |
| 9. Providence          | 119 |
| 10. Maine              | 99  |

### WCHA Teams Receiving Votes:

|               |    |
|---------------|----|
| 11. Minnesota | 87 |
| 13. Wisconsin | 50 |

## Period-By-Period

| Scoring | 1st | 2nd | 3rd | OT | Total | Avg. |
|---------|-----|-----|-----|----|-------|------|
| MINN    | 16  | 19  | 27  | 0  | 62    | 3.9  |
| Opp.    | 8   | 14  | 23  | 0  | 45    | 2.8  |

| Shots on Goal | 1st | 2nd | 3rd | OT | Total | Avg. |
|---------------|-----|-----|-----|----|-------|------|
| MINN          | 185 | 204 | 197 | 3  | 589   | 36.8 |
| Opp.          | 141 | 136 | 134 | 5  | 416   | 26.0 |

## Miscellaneous

Minnesota has 21 winning seasons in the last 23 years • the Golden Gophers were 17-5-0 against non-NCAA tournament teams in the 1999-2000 campaign, but only 3-15-2 against teams who made it to the national tournament • Minnesota led the WCHA in power-play efficiency in both conference games only and all games • the Golden Gophers return six of their top seven scorers from last season • Minnesota said goodbye to five seniors from the 1999-2000 roster (Dave Spehar, Nate Miller, Rico Pagel, Mike Lyons, Ryan Trebil) • the Golden Gophers were 1-2-0 in neutral ice games last season • Minnesota was 11-3-0 after Christmas break before mononucleosis sidelined goalie Adam Hauser • among returning players in the WCHA, only North Dakota's Jeff Panzer (19-44-63) had more points than John Pohl (18-41-59) • Minnesota has won nine of its last 13 road contests with two ties; the only losses coming to St. Cloud State, 3/4/00, and North Dakota, 11/10/00.

## Preseason Pub

### Grand Forks Herald WCHA Coaches Poll

|                        |    |
|------------------------|----|
| 1. North Dakota (6)    | 77 |
| 2. Wisconsin (3)       | 70 |
| 3. St. Cloud State (1) | 61 |
| Minnesota              | 61 |
| 5. Colorado College    | 54 |
| 6. Denver              | 37 |
| 7. MSU, Mankato        | 35 |
| 8. Alaska-Anchorage    | 23 |
| Minnesota-Duluth       | 23 |
| 10. Michigan Tech      | 9  |

### WCHA Preseason Player of the Year

Dany Heatley, Wisconsin

### WCHA Preseason Rookie of the Year

Connor James, Denver  
Troy Riddle, Minnesota

## THE LAST TIME IT HAPPENED

### Minnesota Swept A Road Series:

March 10-11, 2000 @ Colorado College (4-2, 3-2)

### Minnesota Was Swept In A Road Series:

December 1-2, 2000 @ Denver (4-0, 4-1)

### Minnesota Swept A Home Series:

Nov. 3-4, 2000 vs. Wisconsin (4-0, 5-2)

### Minnesota Was Swept In A Home Series:

February 25-26, 2000 vs. Wisconsin (4-2, 5-4)

### Minnesota Shut Out An Opponent:

November 17, 2000 at St. Cloud State  
(Adam Hauser, 2-0)

### An Opponent Shut Out Minnesota:

December 1, 2000 at Denver (Wade Dubielewicz, 4-0)

### Minnesota Player Scored A Hat Trick:

February 18, 2000 @ Michigan Tech  
(Dave Spehar, 9-2 Minnesota win)

### Minnesota Player Scored A Pure Hat Trick:

February 26, 1999 @ Minnesota-Duluth  
(Wyatt Smith, 4-1 Minnesota win)

### An Opponent Scored A Hat Trick:

January 22, 1999 @ North Dakota  
(Jeff Panzer, four goals, 5-4, Minnesota loss)

### Minnesota Player Scored Four Goals In A Game:

February 27, 1999 @ Minnesota-Duluth  
(Reggie Berg, 10-7 Minnesota win)

### Minnesota Won When Trailing After Two Periods:

March 11, 2000 @ Colorado College in WCHA First Round (3-2 OT/trailing 1-0 heading into third period)

### Minnesota Had 50 or More Shots On Goal In A Game:

November 3, 2000 vs. Wisconsin  
(51 shots, 4-0 Minnesota win)

### Opponent Had 50 or More Shots On Goal In A Game:

January 31, 1997 @ North Dakota  
(51 shots, 6-4 Minnesota loss)

### Minnesota Player Scored A Shorthanded Goal:

November 24, 2000 vs. Michigan State  
(Aaron Miskovich, third period, 3-2 loss)

### Minnesota Won In Overtime:

March 11, 2000 vs. Colorado College (3-2)

### Minnesota Lost In Overtime:

March 4, 2000 @ St. Cloud State (4-3)

### Minnesota Tied In Overtime:

November 11, 2000 at North Dakota (5-5)

### Minnesota Scored 10 Goals Or More In A Game:

February 27, 1999 @ Minnesota-Duluth  
(10-7 Minnesota win)

### Opponent Scored 10 Goals Or More In A Game:

January 30, 1993 @ Michigan Tech  
(10-2 Minnesota loss)

## Career Game Highs

### #1 Adam Hauser

Goals Allowed: 0 (6 times, last 11/17/00 at SCSU)  
Saves: 44 (10/22/99 vs. North Dakota)  
Saves %: 1.000 (6 times, last 11/17/00 at SCSU)

### #2 Mark Nenovich

Goals: 1 (2 times, last 3/11/00 at CC)  
Assists: 1 (2 times, last 1/30/00 vs. MSU, Mank.)  
Points (Game): 2 (12/29/99 vs. Harvard)

### #3 Jordan Leopold

Goals: 2 (3 times, last 11/10/00 at UND)  
Assists: 3 (3 times, last 10/14/00 at BSU)  
Points (Game): 4 (10/14/00 at BSU)

### #4 Dylan Mills

Goals: 2 (1/29/00 vs. MSU, Mankato)  
Assists: 2 (10 times, last 11/4/00 vs. Wis.)  
Points: 4 (1/29/00 vs. MSU, Mankato)

### #7 Erik Westrum

Goals: 3 (11/13/99 at Wisconsin)  
Assists: 4 (10/14/00 at Bemidji State)  
Points: 5 (10/14/00 at Bemidji State)

### #9 John Pohl

Goals: 3 (1/15/00 vs. Denver)  
Assists: 4 (1/14/00 vs. Denver)  
Points: 4 (3 times, last 1/15/00 vs. Denver)

### #10 Paul Martin

Goals: N/A  
Assists: 1 (11/24/00 vs. Michigan State)  
Points: N/A

### #11 Erik Wendell

Goals: 1 (12 times, last 10/21/00 vs. UMD)  
Assists: 1 (9 times, last 2/26/00 vs. Wis.)  
Points: 2 (2 times, last 3/12/99 vs. UAA)

### #12 Matt Koalska

Goals: 1 (4 times, last 11/10/00 at UND)  
Assists: 1 (4 times, last 12/2/00 at DU)  
Points: 2 (3 times, last 11/3/00 vs. Wis.)

### #15 Stuart Senden

Goals: 2 (2 times, last 2/26/00 vs. Wis.)  
Assists: 2 (2 times, last 10/21/00 vs. UMD)  
Points: 2 (5 times, last 10/21/00 vs. UMD)

### #16 Nick Anthony

Goals: 1 (5 times, last 11/18/00 vs. SCSU)  
Assists: 1 (6 times, last 11/10/00 vs. UND)  
Points: 2 (10/29/99 vs. BC)

### #18 Grant Potulny

Goals: 2 (10/14/00 at Bemidji State)  
Assists: 1 (4 times, last 11/10/00 at UND)  
Points: 3 (10/14/00 at Bemidji State)

### #19 Matt DeMarchi

Goals: 1 (2 times, last 10/14/00 at BSU)  
Assists: 2 (3/16/00 vs. MSU, Mankato)  
Points: 2 (2 times, last 10/14/00 at BSU)

### #21 Troy Riddle

Goals: 2 (10/14/00 at Bemidji State)  
Assists: 1 (2 times, last 11/3/00 vs. Wis.)  
Points: 2 (10/14/00 at Bemidji State)

### #22 Jeff Taffe

Goals: 2 (1/29/00 vs. MSU, Mankato)  
Assists: 4 (2/18/00 at Michigan Tech)  
Points: 4 (2/18/00 at Michigan Tech)

### #24 Ben Tharp

Goals: 1 (2 times, last 10/21/00 vs. UMD)  
Assists: 3 (2/18/00 at Michigan Tech)  
Points: 3 (2/18/00 at Michigan Tech)

### #25 Pat O'Leary

Goals: 2 (1/15/00 vs. Denver)  
Assists: 1 (5 times, last 11/11/00 at UND)  
Points: 2 (1/15/00 vs. Denver)

### #26 Nick Angell

Goals: 1 (5 times, last 10/21/00 vs. UMD)  
Assists: 2 (12/10 at SCSU)  
Points: 2 (3 times, last 10/21/00 vs. UMD)

### #27 Aaron Miskovich

Goals: 2 (4 times, last 2/11/00 vs. CC)  
Assists: 4 (1/15/00 vs. Denver)  
Points: 4 (2 times, last 2/11/00 vs. CC)

### #28 Matt Leimbek

Goals: 2 (10/28 vs. UAA)  
Assists: 2 (2 times, last 1/29/99 vs. MTU)  
Points: 3 (1/29/99 vs. Michigan Tech)

### #30 Erik Young

Goals Allowed: 3 (2/25/00 vs. Wis.)  
Saves: 30 (2/26/00 vs. Wis.)  
Saves Percentage: .900 (2/25/00 vs. Wis.)

### #34 Pete Samargia

Goals Allowed: 4 (3/4/00 at SCSU)  
Saves (Game): 35 (3/4/00 at SCSU)  
Saves%: .897 (3/4/00 at SCSU)

## Did You Know?

**Minnesota and the NHL:** Fifty-four percent (14/26) of the Golden Gophers on this year's squad have been drafted by teams in the NHL, the highest percentage ever at Minnesota. Prior to the 1998-99 season, only 25 percent (7/28) of players on the roster had been chosen.

### CAREER GOALS – CURRENT PLAYERS

|                 |    |
|-----------------|----|
| Erik Westrum    | 53 |
| Aaron Miskovich | 36 |
| John Pohl       | 32 |
| Jordan Leopold  | 18 |
| Stuart Senden   | 18 |
| Jeff Taffe      | 15 |
| Erik Wendell    | 13 |
| Dylan Mills     | 11 |
| Matt Leimbek    | 9  |
| Troy Riddle     | 8  |
| Pat O'Leary     | 7  |
| Nick Angell     | 5  |
| Nick Anthony    | 5  |
| Matt Koalska    | 4  |
| Grant Potulny   | 4  |
| Mark Nenovich   | 2  |
| Matt DeMarchi   | 2  |
| Ben Tharp       | 2  |

### CAREER ASSISTS – CURRENT PLAYERS

|                 |    |
|-----------------|----|
| Erik Westrum    | 77 |
| John Pohl       | 60 |
| Dylan Mills     | 50 |
| Jordan Leopold  | 47 |
| Aaron Miskovich | 38 |
| Jeff Taffe      | 20 |
| Matt Leimbek    | 19 |
| Nick Angell     | 17 |
| Stuart Senden   | 15 |
| Ben Tharp       | 13 |
| Matt DeMarchi   | 10 |
| Erik Wendell    | 9  |
| Nick Anthony    | 9  |
| Pat O'Leary     | 5  |
| Grant Potulny   | 4  |
| Matt Koalska    | 4  |
| Mark Nenovich   | 2  |
| Troy Riddle     | 2  |
| Jon Waibel      | 2  |
| Paul Martin     | 1  |

### CAREER POINTS – CURRENT PLAYERS

|                 |     |
|-----------------|-----|
| Erik Westrum    | 130 |
| John Pohl       | 92  |
| Aaron Miskovich | 74  |
| Jordan Leopold  | 66  |
| Dylan Mills     | 61  |
| Jeff Taffe      | 35  |
| Stuart Senden   | 33  |
| Matt Leimbek    | 28  |
| Erik Wendell    | 22  |
| Nick Angell     | 22  |
| Ben Tharp       | 15  |
| Nick Anthony    | 14  |
| Matt DeMarchi   | 12  |
| Pat O'Leary     | 12  |
| Troy Riddle     | 10  |
| Grant Potulny   | 8   |
| Matt Koalska    | 8   |
| Mark Nenovich   | 4   |
| Jon Waibel      | 2   |
| Paul Martin     | 1   |

### CAREER GAMES – CURRENT PLAYERS

|                 |     |
|-----------------|-----|
| Erik Westrum    | 134 |
| Dylan Mills     | 133 |
| Aaron Miskovich | 126 |
| Stuart Senden   | 115 |
| Matt Leimbek    | 103 |
| John Pohl       | 98  |
| Jordan Leopold  | 93  |
| Adam Hauser     | 91  |
| Nick Angell     | 89  |
| Erik Wendell    | 81  |
| Pat O'Leary     | 54  |
| Jeff Taffe      | 53  |
| Matt DeMarchi   | 52  |
| Mark Nenovich   | 47  |
| Nick Anthony    | 45  |
| Ben Tharp       | 44  |
| Matt Koalska    | 16  |
| Paul Martin     | 16  |
| Grant Potulny   | 16  |
| Troy Riddle     | 16  |
| Jon Waibel      | 16  |
| Joey Martin     | 5   |
| Chad Roberg     | 3   |

## WCHA Standings/Schedule

| Team (Overall Record, win %)    | GP | W | L  | T | Pts | GF | GA | GDif |
|---------------------------------|----|---|----|---|-----|----|----|------|
| North Dakota (12-2-4, .778)     | 12 | 9 | 2  | 1 | 19  | 58 | 37 | +21  |
| Minnesota (9-5-2, .588)         | 12 | 7 | 3  | 2 | 16  | 43 | 32 | +11  |
| Colorado College (10-3-1, .750) | 10 | 7 | 3  | 0 | 14  | 37 | 26 | +11  |
| Wisconsin (10-8-0, .556)        | 12 | 7 | 5  | 0 | 14  | 37 | 36 | +1   |
| St. Cloud State (10-3-1, .750)  | 8  | 5 | 3  | 0 | 10  | 26 | 21 | +5   |
| Denver (6-7-1, .464)            | 10 | 5 | 5  | 0 | 10  | 31 | 33 | -2   |
| MSU, Mankato (6-8-0, .429)      | 12 | 5 | 7  | 0 | 10  | 38 | 39 | -2   |
| Alaska Anchorage (5-6-1, .458)  | 8  | 3 | 4  | 1 | 7   | 17 | 21 | -4   |
| Michigan Tech (3-11-1, .233)    | 14 | 3 | 11 | 0 | 6   | 34 | 54 | -20  |
| Minnesota-Duluth (2-12-0, .143) | 10 | 1 | 9  | 0 | 2   | 26 | 48 | -22  |

### Games This Weekend

Denver at Alaska Anchorage (Fri./Sat.)  
 Wisconsin at St. Cloud State (Fri./Sat.)  
 North Dakota at Colorado College (Fri./Sat.)  
 Bemidji State at Minnesota-Duluth (Fri./Sat.)  
 Alabama-Huntsville at MSU, Mankato (Fri./Sat.)

## Season Highs/Lows

### Team

|   |  |
|---|--|
| <b>MOST GOALS/GAME</b>                    | (9) two times, last 10/21 vs. UMD                                      |
| <b>LEAST GOALS/GAME</b>                   | (0) 12/1 at Denver   |
| <b>MOST ASSISTS/GAME</b>                  | (13) 10/14 @ Bemidji State   |
| <b>LEAST ASSISTS/GAME</b>                 | (0) 12/1 at Denver   |
| <b>MOST GOALS AGAINST/GAME</b>            | (7) 11/10 at North Dakota  |
| <b>LEAST GOALS AGAINST/GAME</b>           | (0) two times, 11/17 at SCSU   |
| <b>MOST ASSISTS AGAINST/GAME</b>          | (12) 11/10 at North Dakota   |
| <b>LEAST ASSISTS AGAINST/GAME</b>         | (0) two times, 11/17 at SCSU   |
| <b>MOST GOALS/PERIOD</b>                  | (5) 11/10 at North Dakota - second period                              |
| <b>MOST GOALS AGAINST/PERIOD</b>          | (4) 11/10 at North Dakota - third period                               |
| <b>MOST POWER PLAY GOALS/GAME</b>         | (4) 10/21 vs. UMD  |
| <b>MOST POWER PLAY GOALS ALLOWED/GAME</b> | (2) three times, last 12/2 at Denver                                   |
| <b>MOST SHOTS ON GOAL/GAME</b>            | (54) 10/14 @ Bemidji State   |
| <b>LEAST SHOTS ON GOAL/GAME</b>           | (26) 11/17 at SCSU   |
| <b>MOST SHOTS AGAINST/GAME</b>            | (40) 11/10 at North Dakota   |
| <b>LEAST SHOTS AGAINST/GAME</b>           | (13) 10/20 vs. UMD   |
| <b>MOST SHOTS ON GOAL/PERIOD</b>          | (24) two times, last 11/3 vs. Wisconsin - second period                |
| <b>MOST SHOTS AGAINST/PERIOD</b>          | (16) 11/10 at North Dakota - third period                              |
| <b>MOST PENALTIES/GAME</b>                | (21) 10/7 vs. Notre Dame   |
| <b>LEAST PENALTIES/GAME</b>               | (2) 10/27 vs. Alaska-Anchorage   |
| <b>MOST PIM/GAME</b>                      | (44) 11/3 vs. Wisconsin  |
| <b>LEAST PIM/GAME</b>                     | (4) 10/27 vs. Alaska-Anchorage   |
| <b>MOST OPP. PENALTIES/GAME</b>           | (20) 10/7 vs. Notre Dame   |
| <b>LEAST OPP. PENALTIES/GAME</b>          | (2) 10/27 vs. Alaska-Anchorage   |
| <b>MOST OPP. PIM/GAME</b>                 | (51) 10/7 vs. Notre Dame   |
| <b>LEAST OPP. PIM/GAME</b>                | (4) 10/27 vs. Alaska-Anchorage   |
| <b>QUICKEST TWO GOALS</b>                 | (0:14) 11/10 at North Dakota – second period (Taffe, Koalska)          |
| <b>QUICKEST THREE GOALS</b>               | (1:17) 11/10 at North Dakota – second period (Leopold, Taffe, Koalska) |

## Individual

|                           |   |
|---------------------------|---|
| <b>GOALS/GAME</b>         | (2) six times, last Jordan Leopold, 11/10 at North Dakota                   |
| <b>GOALS/PERIOD</b>       | (2) three times, last Jordan Leopold, 11/10 at North Dakota - second period |
| <b>ASSISTS/GAME</b>       | (4) Erik Westrum, 10/14 at Bemidji State                                    |
| <b>ASSISTS/PERIOD</b>     | (2) six times, last John Pohl, 11/10 at North Dakota - second period        |
| <b>POINTS/GAME</b>        | (5) Erik Westrum, 10/14 at Bemidji State                                    |
| <b>POINTS/PERIOD</b>      | (3) two times, last Jeff Taffe, 11/10 at North Dakota - second period       |
| <b>PENALTIES/GAME</b>     | (4) two times, last Matt DeMarchi, 11/4 vs. Wisconsin                       |
| <b>PIM/GAME</b>           | (16) Matt DeMarchi, 11/4 vs. Wisconsin                                      |
| <b>SHOTS ON GOAL/GAME</b> | (8) John Pohl, 11/3 vs. Wisconsin   |
| <b>SAVES/GAME</b>         | (36) Adam Hauser, 11/4 vs. Wisconsin  |



## Goal Breakdown

|                              | MN | OPP |
|------------------------------|----|-----|
| 5-on-5                       | 33 | 27  |
| 5-on-4                       | 21 | 12  |
| 6-on-5                       | 0  | 0   |
| 4-on-5                       | 5  | 2   |
| 4-on-4                       | 2  | 1   |
| 5-on-3                       | 2  | 0   |
| 4-on-3                       | 0  | 0   |
| Power Play                   | 23 | 12  |
| Shorthanded                  | 5  | 2   |
| Empty Net                    | 1  | 1   |
| First Minute of Game         | 0  | 1   |
| First 2 Minutes of Game      | 2  | 1   |
| First 5 Minutes of Game      | 4  | 3   |
| First 10 Minutes of Game     | 6  | 3   |
| First Goal of Game           | 12 | 4   |
| First Minute of Period       | 5  | 1   |
| Last Minute of Period        | 2  | 1   |
| Last Minute of Game          | 2  | 0   |
| Last 5 Minutes of Game       | 5  | 3   |
| To Tie Game - Last 5 Minutes | 1  | 0   |
| To Win Game - Last 5 Minutes | 1  | 1   |
| Unassisted                   | 4  | 3   |
| One Assist                   | 26 | 15  |
| Two Assists                  | 31 | 24  |
| Home                         | 33 | 17  |
| Road                         | 22 | 23  |
| Neutral                      | 7  | 3   |
| Overtime                     | 0  | 0   |

### GOAL SCORED AFTER OPPONENTS' GOAL

|                       | MN | OPP |
|-----------------------|----|-----|
| Less Than One Minute  | 1  | 2   |
| One To Three Minutes  | 3  | 3   |
| Three To Five Minutes | 1  | 1   |

## Stats By Class

|               | G-A--Pts  | P/M    | PP | SH | GW |
|---------------|-----------|--------|----|----|----|
| Senior (5)    | 20-27--47 | 37/74  | 5  | 4  | 3  |
| Junior (5)    | 16-28--44 | 33/74  | 7  | 0  | 1  |
| Sophomore (7) | 9-20--29  | 46/116 | 3  | 0  | 4  |
| Freshman (5)  | 17-12--29 | 29/66  | 8  | 1  | 1  |

## Drafted Golden Gophers

| Player          | Organization |
|-----------------|--------------|
| Matt DeMarchi   | New Jersey   |
| Adam Hauser     | Edmonton     |
| Matt Koalska    | Nashville    |
| Jordan Leopold  | Calgary      |
| Joey Martin     | Chicago      |
| Paul Martin     | New Jersey   |
| Aaron Miskovich | Colorado     |
| Pat O'Leary     | Phoenix      |
| John Pohl       | St. Louis    |
| Grant Potulny   | Ottawa       |
| Troy Riddle     | St. Louis    |
| Jeff Taffe      | St. Louis    |
| Erik Wendell    | Washington   |
| Erik Westrum    | Phoenix      |

## multiple-point games (season/career)

| Player (Games)         | Last Time                          | Record        |
|------------------------|------------------------------------|---------------|
| Erik Westrum (6/32)    | 11/18/00 vs. SCSU (1g, 2a)         | 5-0-1/16-13-3 |
| Jordan Leopold (5/12)  | 11/11/00 at North Dakota (1g, 1a)  | 3-1-1/6-5-2   |
| John Pohl (3/23)       | 11/11/00 at North Dakota (2a)      | 2-0-1/16-6-1  |
| Jeff Taffe (3/7)       | 11/11/00 at North Dakota (1g, 1a)  | 1-1-1/4-2-1   |
| Matt Koalska (3/3)     | 11/4/00 vs. Wisconsin (1g, 1a)     | 3-0-0/3-0-0   |
| Grant Potulny (3/3)    | 11/11/00 at North Dakota (1g, 1a)  | 2-0-1/2-0-1   |
| Troy Riddle (2/2)      | 10/21/00 vs. UMD (1g, 1a)          | 2-0-0/2-0-0   |
| Aaron Miskovich (2/15) | 11/3/00 vs. Wisconsin (1g, 1a)     | 2-0-0/11-3-1  |
| Dylan Mills (1/14)     | 11/4/00 vs. Wisconsin (2a)         | 1-0-0/10-4-0  |
| Stuart Senden (1/5)    | 10/21/00 vs. UMD (2a)              | 1-0-0/3-2-0   |
| Matt Leimbek (1/4)     | 10/28/00 vs. UAA (2g)              | 0-0-1/2-1-1   |
| Nick Angell (1/3)      | 10/21/00 vs. UMD (1g, 1a)          | 1-0-0/2-1-0   |
| Ben Tharp (1/3)        | 10/21/00 vs UMD (1g, 1a)           | 1-0-0/3-0-0   |
| Nick Anthony (1/2)     | 10/14/00 at Bemidji State (2a)     | 1-0-0/2-0-0   |
| Matt DeMarchi (1/2)    | 10/14/00 at Bemidji State (1g, 1a) | 1-0-0/2-0-0   |
| Erik Wendell (0/2)     | 3/12/99 vs. UAA (1g, 1a)           | 0-0-0/2-0-0   |
| Mark Nenovich (0/1)    | 12/29/99 vs. Harvard (1g, 1a)      | 0-0-0/1-0-0   |
| Pat O'Leary (0/1)      | 1/15/00 vs. DU (2g)                | 0-0-0/1-0-0   |

## multiple-goal games (season/career)

| Player (Games)        | Last Time                      | Record      |
|-----------------------|--------------------------------|-------------|
| Erik Westrum (2/11)   | 10/20/00 vs. UMD (2g)          | 2-0-0/5-5-1 |
| John Pohl (1/4)       | 11/4/00 vs. Wisconsin (2g)     | 1-0-0/4-0-0 |
| Grant Potulny (1/1)   | 10/14/00 at Bemidji State (2g) | 1-0-0/1-0-0 |
| Matt Leimbek (1/1)    | 10/28/00 vs. UAA (2g)          | 0-0-1/0-0-1 |
| Troy Riddle (1/1)     | 10/14/00 at Bemidji State (2g) | 1-0-0/1-0-0 |
| Aaron Miskovich (0/4) | 2/13/00 vs. CC (2g)            | 0-0-0/4-0-0 |
| Jordan Leopold (1/3)  | 11/10/00 at North Dakota (2g)  | 0-1-0/1-2-0 |
| Stuart Senden (0/2)   | 2/26/00 vs. WIS (2g)           | 0-0-0/1-1-0 |
| Dylan Mills (0/1)     | 1/29/00 vs. MSU (2g)           | 0-0-0/0-1-0 |
| Pat O'Leary (0/1)     | 1/15/00 vs. DU (2g)            | 0-0-0/1-0-0 |
| Jeff Taffe (0/1)      | 1/29/00 vs. MSU (2g)           | 0-0-0/0-1-0 |

## Minnesota Goal Scorers

| Opponent           | Result | Goal Scorers   |
|--------------------|--------|--|
| Notre Dame         | W 7-3  | Koalska, Potulny, Westrum (2), Taffe, Riddle, O'Leary                      |
| at Bemidji State   | W 9-3  | DeMarchi, Potulny (2), Westrum, Tharp, Riddle (2), Miskovich, Leopold      |
| Minn.-Duluth       | W 3-1  | Westrum (2), Taffe   |
| Minn.-Duluth       | W 9-2  | Riddle, Tharp, Angell, Koalska, Pohl, Leopold, Miskovich, Leimbek, Wendell |
| Alaska-Anchorage   | W 2-1  | Riddle, Westrum  |
| Alaska-Anchorage   | T 3-3  | Leimbek (2), Riddle  |
| Wisconsin          | W 4-0  | Miskovich, Wendell, Westrum, Pohl  |
| Wisconsin          | W 5-2  | Westrum, Koalska, Miskovich, Pohl (2)                                      |
| at North Dakota    | L 5-7  | Leopold, Taffe, Koalska, Leopold, Pohl                                     |
| at North Dakota    | T 5-5  | Potulny (2), Taffe, Riddle, Leopold  |
| at St. Cloud State | W 2-0  | Riddle, Pohl   |
| St. Cloud State    | W 4-3  | Pohl, Anthony, Westrum, Taffe  |
| Michigan State     | L 2-3  | Senden, Miskovich  |
| Michigan           | L 1-4  | Westrum  |
| at Denver          | L 0-4  | N/A  |
| at Denver          | L 1-4  | Senden   |

## Month-By-Month

| No. | Player          | Oct.              | Nov.              | Dec.               | Jan. | Feb. | March | Total              |
|-----|-----------------|-------------------|-------------------|--------------------|------|------|-------|--------------------|
| 26  | Nick Angell     | 1-2--3 (6)        | 0-1--1 (8)        | 0-0--0 (2)         |      |      |       | 1-3--4 (16)        |
| 16  | Nick Anthony    | 0-4--4 (6)        | 1-1--1 (4)        | 0-0--0 (2)         |      |      |       | 1-5--6 (16)        |
| 19  | Matt DeMarchi   | 1-3--4 (6)        | 0-1--1 (6)        | 0-0--0 (2)         |      |      |       | 1-4--5 (14)        |
| 1   | Adam Hauser     | 5-0-1, 2.14, .889 | 4-3-1, 2.86, .911 | 0-2-0, 4.25, .800  |      |      |       | 9-5-2, 2.78, .895  |
| 12  | Matt Koalska    | 2-2--4 (6)        | 2-1--3 (8)        | 0-1--1 (2)         |      |      |       | 4-4--8 (16)        |
| 28  | Matt Leimbek    | 3-0--3 (3)        | 0-2--2 (8)        | 0-0--0 (2)         |      |      |       | 3-2--5 (13)        |
| 3   | Jordan Leopold  | 2-7--9 (6)        | 3-7--10 (8)       | 0-0--0 (2)         |      |      |       | 5-14--19 (16)      |
| 10  | Paul Martin     | 0-0--0 (6)        | 0-1--1 (8)        | 0-0--0 (2)         |      |      |       | 0-1--1 (16)        |
| 4   | Dylan Mills     | 0-3--3 (6)        | 0-4--4 (8)        | 0-0--0 (2)         |      |      |       | 0-7--7 (16)        |
| 27  | Aaron Miskovich | 2-1--3 (6)        | 3-2--5 (8)        | 0-0--0 (2)         |      |      |       | 5-3--8 (16)        |
| 25  | Pat O'Leary     | 1-0--1 (5)        | 0-2--2 (7)        | 0-0--0 (2)         |      |      |       | 1-2--2 (13)        |
| 9   | John Pohl       | 1-5--6 (6)        | 6-4--10 (8)       | 0-0--0 (2)         |      |      |       | 7-9--16 (16)       |
| 18  | Grant Potulny   | 3-2--5 (6)        | 2-1--3 (8)        | 0-0--0 (2)         |      |      |       | 5-3--8 (16)        |
| 21  | Troy Riddle     | 6-1--7 (6)        | 2-1--3 (8)        | 0-0--0 (2)         |      |      |       | 8-2--10 (16)       |
| 34  | Pete Samargia   | 0-0-0, 0.00, .000 | 0-0-0, 0.00, .000 | 0-0-0, 0.00, 1.000 |      |      |       | 0-0-0, 0.00, 1.000 |
| 15  | Stuart Senden   | 0-2--2 (4)        | 1-0--1 (2)        | 1-0--1 (2)         |      |      |       | 2-2--4 (8)         |
| 22  | Jeff Taffe      | 2-4--6 (6)        | 3-6--9 (8)        | 0-0--0 (2)         |      |      |       | 5-10--15 (16)      |
| 24  | Ben Tharp       | 2-1--3 (6)        | 0-0--0 (5)        | 0-0--0 (2)         |      |      |       | 2-1--3 (13)        |
| 5   | Jon Waibel      | 0-1--1 (6)        | 0-1--1 (8)        | 0-0--0 (2)         |      |      |       | 0-2--2 (16)        |
| 11  | Erik Wendell    | 1-0--1 (6)        | 1-0--0 (3)        | 0-0--0 (2)         |      |      |       | 2-0--2 (9)         |
| 7   | Erik Westrum    | 6-7--13 (6)       | 4-5--9 (8)        | 0-1--1 (2)         |      |      |       | 10-13--23 (16)     |

## fall signings announced

**Keith Ballard**, a 5'11", 200-pound defenseman from Baudette, Minn., is spending this season with the Omaha Lancers in the United States Hockey League. This season through 16 games with the Lancers, he leads the team in scoring with nine goals and 10 assists for 19 points. Ballard played last season in the United States Junior Development program in Ann Arbor, Mich. He had 12 goals and 21 assists in 58 games and led all defensemen in scoring.

**Mike Erickson** is a 6'2", 180-pound forward from Eden Prairie High School in Eden Prairie, Minn. Erickson was an All-State, All-Metro and All-Conference selection during his junior season. He led the State Class AA in scoring with 38 goals and 25 assists for 63 points. A two-year letterwinner and team MVP last year, Erickson has amassed career totals of 62 goals, 43 assists and 105 points. He is also the starting quarterback for the Eden Prairie football team which won the 2000 state title.

**Jake Fleming**, a 5'9", 170-pound center from Osseo, Minn., is spending this season with the Omaha Lancers in the United States Hockey League. He has tallied five goals and six assists through 15 games this season with the Lancers. Fleming played last season in the United States Junior Development program in Ann Arbor, Mich. He had nine goals and 18 assists, which ranked sixth on the team. Fleming also spent time with the team during the 1998-99 season.

**Garrett Smaagaard**, a 5'11", 165-pound forward from Eden Prairie High School in Eden Prairie, Minn., joins teammate Mike Erickson in signing with the Golden Gophers. Smaagaard earned All-Metro and All-Conference laurels during his junior campaign and tallied 22 goals and 36 assists for 58 points. A two-year letterwinner, he has career totals of 41 goals, 60 assists and 101 points. Smaagaard is also a starting defensive back and wide receiver for the Eden Prairie football team which finished the 2000 season unbeaten and won the state title.

**Barry Tallackson** is a 6'4", 192-pound forward from St. Paul, Minn., who is playing with the United States Junior Development program in Ann Arbor, Mich. He leads the team with 12 goals in 23 games this season. Tallackson has spent two years in Ann Arbor and tallied 14 goals and six assists in 53 games last season. He played at St. Paul Johnson as a sophomore.

**Travis Weber**, a 5'11", 205-pound goaltender from Hibbing, Minn., is playing with the United States Junior Development program. Last year, he posted a team-best 2.73 goals-against-average and .894 save percentage in Ann Arbor, Mich. This season, Weber was in goal as the team defeated then-sixth ranked Michigan State 6-4.

## 2000-01 Minnesota Schedule/Results

| <u>Date</u> | <u>Opponent</u>       | <u>Result</u> | <u>MN/OPP</u><br><u>Shots</u> | <u>MN/OPP</u><br><u>Power-Play</u> | <u>MN/OPP</u><br><u>Penalties</u> | <u>Goaltender</u> | <u>Attend.</u> |
|-------------|-----------------------|---------------|-------------------------------|------------------------------------|-----------------------------------|-------------------|----------------|
| 10/7        | vs. Notre Dame        | W 7-3         | 31-18                         | 3-5/0-6                            | 21-42/20-51                       | Hauser 1-0-0      | 18,064         |
| 10/14       | at Bemidji State      | W 9-3         | 54-16                         | 3-6/1-5                            | 7-14/7-14                         | Hauser 2-0-0      | 2,358          |
| 10/20       | MINNESOTA-DULUTH*     | W 3-1         | 33-13                         | 2-7/0-5                            | 6-12/8-16                         | Hauser 3-0-0      | 9,749          |
| 10/21       | MINNESOTA-DULUTH*     | W 9-2         | 43-30                         | 4-6/1-8                            | 17-42/14-36                       | Hauser 4-0-0      | 9,731          |
| 10/27       | ALASKA ANCHORAGE*     | W 3-1         | 34-23                         | 1-2/0-2                            | 2-4/2-4                           | Hauser 5-0-0      | 9,322          |
| 10/28       | ALASKA ANCHORAGE*     | T 3-3         | 44-17                         | 0-3/0-2                            | 4-8/5-10                          | Hauser 5-0-1      | 9,339          |
| 11/3        | WISCONSIN*            | W 4-0         | 51-31                         | 1-8/0-7                            | 11-22/13-34                       | Hauser 6-0-1      | 9,851          |
| 11/4        | WISCONSIN*            | W 5-2         | 40-38                         | 3-8/0-6                            | 14-44/17-45                       | Hauser 7-0-1      | 9,878          |
| 11/10       | at North Dakota*      | L 5-7         | 42-40                         | 1-3/2-5                            | 9-18/8-16                         | Hauser 7-1-1      | 6,067          |
| 11/11       | at North Dakota*      | T 5-5         | 36-33                         | 3-4/1-5                            | 10-20/9-18                        | Hauser 7-1-2      | 6,067          |
| 11/17       | at St. Cloud State*   | W 2-0         | 29-25                         | 0-8/0-6                            | 11-22/14-47                       | Hauser 8-1-2      | 6,685          |
| 11/18       | ST. CLOUD STATE*      | W 4-3         | 32-35                         | 2-5/2-7                            | 11-38/7-22                        | Hauser 9-1-2      | 9,826          |
| 11/24       | MICHIGAN STATE        | L 2-3         | 27-31                         | 0-2/1-4                            | 5-10/3-6                          | Hauser 9-2-2      | 9,850          |
| 11/25       | MICHIGAN              | L 1-4         | 34-26                         | 0-4/1-2                            | 3-6/5-10                          | Hauser 9-3-2      | 9,767          |
| 12/1        | at Denver*            | L 0-4         | 33-20                         | 0-9/1-7                            | 7-14/9-18                         | Hauser 9-4-2      | 3,514          |
| 12/2        | at Denver*            | L 1-4         | 29-20                         | 0-3/2-6                            | 6-12/3-6                          | Hauser 9-5-2      | 4,275          |
| 12/9        | QUINNIPIAC            |               |                               |                                    |                                   |                   |                |
| 12/29       | UNION                 |               |                               |                                    |                                   |                   |                |
| 12/30       | LK SUP. ST/BEMIDJI ST |               |                               |                                    |                                   |                   |                |
| 1/5         | at Alaska Anchorage*  |               |                               |                                    |                                   |                   |                |
| 1/6         | at Alaska Anchorage*  |               |                               |                                    |                                   |                   |                |
| 1/12        | NORTH DAKOTA*         |               |                               |                                    |                                   |                   |                |
| 1/13        | NORTH DAKOTA*         |               |                               |                                    |                                   |                   |                |
| 1/19        | at Wisconsin*         |               |                               |                                    |                                   |                   |                |
| 1/20        | at Wisconsin*         |               |                               |                                    |                                   |                   |                |
| 1/23        | BROWN                 |               |                               |                                    |                                   |                   |                |
| 1/27        | BEMIDJI STATE         |               |                               |                                    |                                   |                   |                |
| 2/2         | MICHIGAN TECH*        |               |                               |                                    |                                   |                   |                |
| 2/3         | MICHIGAN TECH*        |               |                               |                                    |                                   |                   |                |
| 2/9         | at MSU, Mankato*      |               |                               |                                    |                                   |                   |                |
| 2/10        | at MSU, Mankato*      |               |                               |                                    |                                   |                   |                |
| 2/16        | COLORADO COLLEGE*     |               |                               |                                    |                                   |                   |                |
| 2/17        | COLORADO COLLEGE*     |               |                               |                                    |                                   |                   |                |
| 2/23        | at Minnesota-Duluth*  |               |                               |                                    |                                   |                   |                |
| 2/24        | at Minnesota-Duluth*  |               |                               |                                    |                                   |                   |                |
| 3/2         | ST. CLOUD STATE*      |               |                               |                                    |                                   |                   |                |
| 3/3         | at St. Cloud State*   |               |                               |                                    |                                   |                   |                |
| 3/9-11      | WCHA First Round      |               |                               |                                    |                                   |                   |                |
| 3/15-17     | WCHA Final Five       |               |                               |                                    |                                   |                   |                |
| 3/23-25     | NCAA Regionals        |               |                               |                                    |                                   |                   |                |
| 4/5         | NCAA Semifinals       |               |                               |                                    |                                   |                   |                |
| 4/7         | NCAA Finals           |               |                               |                                    |                                   |                   |                |

\*WCHA Contests





# GOLDEN GOPHER

# HOCKEY

University of Minnesota

Media Relations

Phone: (612) 625-4090

Fax: (612) 625-0359

Website: www.gophersports.com

Contact: John Romo

Phone: (612) 624-7318

E-Mail: romox001@umn.edu

## WEEKLY RELEASE

January 2, 2001

### MEDIA INFORMATION

TV: No Television.

**RADIO:** KSTP-AM  
(Live)/Dan Terhaar-play-by-play; Glen Sonmor-color; Eric Gislason-game-night host

**INTERVIEWS:** The coaching staff and players are available for interviews on WEDNESDAYS by request through the Media Relations office. The Golden Gopher locker room is CLOSED to the media at all times.

Postgame interviews will be done outside the locker room after a 10 minute cooling off period.

### Did You Know?

When Minnesota has won the Mariucci Classic, each of the four times, the Golden Gophers earned a two-game sweep the following weekend. In 1996-97, the Golden Gophers followed their Mariucci Classic title, with a two-game sweep of Alaska-Anchorage in Alaska. Last year after winning the tournament, Minnesota went on to win nine out of the next 12 games.

## This Weekend

**Minnesota (12-5-2, 7-3-2) at  
Alaska-Anchorage (5-10-1, 3-8-1)**

**Fri., Jan. 5 • 10:30 p.m.**

**Sat., Jan. 6 • 10:00 p.m.**

**Sullivan Arena (6,406)**

### Series Information

**Series Notes:** This will be the 39th and 40th meetings between Alaska-Anchorage and Minnesota • The Golden Gophers lead the all-time series 25-10-3 • Minnesota has won seven of the past 11 games • The Golden Gophers are just 2-4-0 in the last six meetings in Anchorage • Prior to that, Minnesota was 8-2-2 • The Golden Gophers defeated the Seawolves 2-1 and rallied from a 3-0 deficit to earn a 3-3 tie earlier this season.

**Head Coach:** In his fifth season at the UAA hockey helm, Dean Talafous is 48-94-18 at UAA and 158-178-34 after 11-plus seasons overall as a college hockey head coach • Talafous, who has been part of an NCAA Championship as both a player (Wisconsin, 1973) and coach (UW-River Falls, 1994), was a finalist for the Spencer Penrose National Coach of the Year Award last season • Prior to Alaska-Anchorage, Talafous spent seven years as head coach at Wisconsin-River Falls.

**Earlier This Year:** Minnesota earned three points earlier this season against Alaska Anchorage at Mariucci Arena. On Oct. 27, 2000, the Golden Gophers improved to 5-0-0 on the season with a 2-1 victory. With less than four minutes to play, Erik Westrum scored on the power-play to break a 1-1 tie. On Saturday, down 3-0 in the third period, the Golden Gophers used a pair of goals from Matt Leimbek and a shorthanded goal from Troy Riddle to rally for a 3-3 tie.

### Career Scoring vs. UAA

| Player (games)       | G-A--Pts | Notes                       |
|----------------------|----------|-----------------------------|
| Dylan Mills (12)     | 0-8--8   | 1a on GWG on 10/27/00       |
| Erik Westrum (13)    | 3-5--8   | GWG in 2-1 win on 10/27/00  |
| John Pohl (10)       | 3-4--7   | 1a on GWG on 10/27/00       |
| Jordan Leopold (10)  | 2-4--6   | 1a on 10/28/00              |
| Aaron Miskovich (13) | 1-3--4   | Assist on GWG on 3/13/99    |
| Erik Wendell (10)    | 2-2--4   | Multi-point game on 3/12/99 |
| Stuart Senden (10)   | 2-1--3   | 1g on 12/3/99 in 5-2 loss   |
| Matt Leimbek (14)    | 2-2--2   | 2g in tie on 10/28/00       |
| Troy Riddle (2)      | 2-0--2   | Game-tying goal on 10/28/00 |
| Matt DeMarchi (3)    | 0-1--1   | 1a on 10/27/00              |

### SCHEDULE/RESULTS

|             |   |   |
|-------------|---|---|
| Oct. 7      | vs. Notre Dame%                           | W 7-3                                     |
| Oct. 14     | at Bemidji State#                         | W 9-3                                     |
| Oct. 20     | MINN-DULUTH                               | W 3-1                                     |
| Oct. 21     | MINN-DULUTH                               | W 9-2                                     |
| Oct. 27     | ALASKA-ANCH.                              | W 2-1                                     |
| Oct. 28     | ALASKA-ANCH.                              | T 3-3                                     |
| Nov. 3      | WISCONSIN                                 | W 4-0                                     |
| Nov. 4      | WISCONSIN                                 | W 5-2                                     |
| Nov. 10     | at North Dakota                           | L 5-7                                     |
| Nov. 11     | at North Dakota                           | T 5-5                                     |
| Nov. 17     | at St. Cloud State                        | W 2-0                                     |
| Nov. 18     | ST.CLOUDSTATE                             | W 4-3                                     |
| Nov. 24     | MICHIGANSTATE#                            | L 2-3                                     |
| Nov. 25     | MICHIGAN#                                 | L 1-4                                     |
| Dec. 1      | at Denver                                 | L 0-4                                     |
| Dec. 2      | at Denver                                 | L 1-4                                     |
| Dec. 9      | QUINNIPIAC#                               | W 11-2                                    |
| Dec. 10     | RUSSIA SELECT*                            | W 5-4                                     |
| Dec. 29     | MARIUCCI CLASSIC#                         | vs. Union W 3-2                           |
| Dec. 30     | MARIUCCI CLASSIC#                         | vs. Lake Superior State W 5-4             |
| Jan. 5      | at Alaska-Anch. 10:35 p.m.                |   |
| Jan. 6      | at Alaska-Anch. 10:05 p.m.                |   |
| Jan. 12     | NORTH DAKOTA 7:05 p.m.                    |   |
| Jan. 13     | NORTH DAKOTA 7:05 p.m.                    |   |
| Jan. 19     | at Wisconsin 7:05 p.m.                    |   |
| Jan. 20     | at Wisconsin 7:05 p.m.                    |   |
| Jan. 23     | BROWN# 7:05 p.m.                          |   |
| Jan. 27     | BEMIDJI STATE# 7:05 p.m.                  |   |
| Feb. 2      | MICHIGANTECH 7:05 p.m.                    |   |
| Feb. 3      | MICHIGANTECH 3:05 p.m.                    |   |
| Feb. 9      | at MSU, Marikato 7:35 p.m.                |   |
| Feb. 10     | at MSU, Marikato 7:35 p.m.                |   |
| Feb. 16     | COLORADO COLL 7:05 p.m.                   |   |
| Feb. 17     | COLORADO COLL 7:05 p.m.                   |   |
| Feb. 23     | at Minn.-Duluth 7:05 p.m.                 |   |
| Feb. 24     | at Minn.-Duluth 7:05 p.m.                 |   |
| March 2     | ST.CLOUDSTATE 7:05 p.m.                   |   |
| March 3     | at St. Cloud State 7:05 p.m.              |   |
| March 9-11  | WCHA FIRST ROUND                          |   |
| March 15-17 | WCHA FINAL FIVE                           | (at Xcel Energy Center - St. Paul, Minn.) |
| March 24-26 | NCAA REGIONALS                            | (at Grand Rapids, Mich.)                  |
|             | (at Worcester, Mass.)                     |   |
| April 5     | NCAA SEMIFINALS                           | (at Albany, N.Y.)                         |
| April 7     | NCAA CHAMPIONSHIP                         | (at Albany, N.Y.)                         |
|             | %-at Xcel Energy Center (St. Paul, Minn.) |   |
|             | * - exhibition game                       |   |
|             | # - nonconference game                    |   |
|             | all game times are Central                |   |
|             | game times are subject to change          |   |

## 2000-01 Record When

|                                     |        |
|-------------------------------------|--------|
| Overall Record                      | 12-5-2 |
| WCHA Record                         | 7-3-2  |
| Home Record                         | 9-2-1  |
| Road Record                         | 2-3-1  |
| Neutral Site Record                 | 1-0-0  |
| Last 20 Games (including last year) | 12-6-2 |
| Last 10 Games (including last year) | 5-4-1  |
| Last 5 Games                        | 3-2-0  |
| Scoring A Power-Play Goal           | 11-1-1 |
| Not Scoring A Power-Play Goal       | 1-4-1  |
| Allowing A Power-Play Goal          | 6-5-1  |
| Not Allowing A Power-Play Goal      | 6-0-1  |
| Scoring A Short-Handed Goal         | 4-1-0  |
| Allowing A Short-Handed Goal        | 0-2-0  |
| 10 Or More Penalties                | 7-1-1  |
| Fewer Than 10 Penalties             | 5-4-1  |
| More Penalties Than Opponent        | 3-4-1  |
| Fewer Penalties Than Opponent       | 7-1-1  |
| Same Amount Of Penalties            | 2-0-0  |
| In One-Goal Games                   | 4-1-0  |
| In Two-Goal Games                   | 2-1-0  |
| In Three-Goal or More Games         | 6-3-0  |
| In Overtime Games                   | 0-0-2  |
| Scoring 4 or More Goals             | 8-1-1  |
| Scoring 3 or Fewer Goals            | 4-4-1  |
| Scoring 3 or More Goals             | 10-1-2 |
| Scoring 2 or Fewer Goals            | 2-4-0  |
| Allowing 4 or More Goals            | 1-4-1  |
| Allowing 3 or Fewer Goals           | 11-1-1 |
| Scoring First Goal Of Game          | 9-3-1  |
| Opponents Score First               | 3-2-1  |
| Leading After One Period            | 6-3-1  |
| Trailing After One Period           | 2-2-1  |
| Tied After One Period               | 4-0-0  |
| Scoring First Goal Of Second Period | 7-1-0  |
| Leading After Two Periods           | 9-2-0  |
| Trailing After Two Periods          | 0-3-1  |
| Tied After Two Periods              | 3-0-1  |
| Scoring First Goal Of Third Period  | 8-0-2  |
| Having 10-19 Shots On Goal          | 0-0-0  |
| Having 20-29 Shots On Goal          | 2-2-0  |
| Having 30-39 Shots On Goal          | 4-2-1  |
| Having 40 or More Shots On Goal     | 6-1-1  |
| Allowing 10-19 Shots On Goal        | 5-0-1  |
| Allowing 20-29 Shots On Goal        | 3-3-0  |
| Allowing 30-39 Shots On Goal        | 4-1-1  |
| Allowing 40 or More Shots On Goal   | 0-1-0  |
| Outshooting Opponent                | 11-4-2 |
| Opponent Outshoots Minnesota        | 1-1-0  |
| Shots Are Even                      | 0-0-0  |
| October                             | 5-0-1  |
| November                            | 4-3-1  |
| December                            | 3-2-0  |
| January                             | 0-0-0  |
| February                            | 0-0-0  |
| March                               | 0-0-0  |
| Tuesdays                            | 0-0-0  |
| Fridays                             | 5-3-0  |
| Saturdays                           | 7-2-2  |
| Sundays                             | 0-0-0  |
| Series Record                       | 3-1-2  |
| Games Following A Win               | 8-1-1  |
| Games Following A Loss              | 1-3-1  |
| Games Following A Tie               | 2-1-0  |

## News & Notes

**Minnesota Captures Mariucci Classic:** Minnesota won its Mariucci Classic for the fifth time in the 10-year history of the tournament. The Golden Gophers defeated Union 3-2 on Friday night and rallied past Lake Superior State for a 5-4 victory on Saturday in the championship. All five Mariucci Classic titles have come against CCHA teams.

**Potulny Named WCHA Co-Rookie of the Week:** Freshman Grant Potulny earned WCHA Co-Rookie of the Week honors for his performance in the Mariucci Classic. The Grand Forks, N.D., native played a crucial role in Minnesota's hard-fought 3-2 win vs. Union on Friday night. With two of the team's top five scorers out of the lineup, Potulny scored a power-play goal and added an assist in the one-goal victory. After Union took a 1-0 first-period lead, Potulny scored his seventh goal of the year in the second period. He then added an assist on the Golden Gophers' second goal of the night. Potulny also tallied an assist in the 5-4 victory vs. Lake Superior State. Six of Potulny's seven goals on the season have come on the power-play.

**Minnesota Remains Shorthanded:** Sophomore forward Jeff Taffe along with freshmen Paul Martin and Troy Riddle were selected to play with the U.S. National Junior Team in the World Junior Championships from Dec. 26 to Jan. 5 in Moscow. The trio will miss this weekend's series at Alaska Anchorage. They will return to the lineup for the crucial WCHA series against league leader North Dakota, Jan. 12-13.

**Head Coach Don Lucia:** Golden Gopher Head Coach Don Lucia has a career coaching record of 311-179-32 (.626) in 13-plus seasons behind the bench. At Minnesota, he owns a 32-24-4 mark (.567). His teams have won 20 or more games in all but three of the past 13 seasons, including a streak of eight straight years with 20-plus wins. Lucia's teams have a 38-25-7 (.593) advantage over Alaska Anchorage.

**Minnesota Entering the Second Half:** The Golden Gophers' 12-5-2 record entering the second half of the season is the best since Minnesota went 15-3-2 in the first half of the season in 1995-96. That year, the Golden Gophers finished at 30-10-2 and 21-9-2 in the WCHA, good for second place.

**Stepping Up:** With two of the team's top five scorers, Jeff Taffe and Troy Riddle, out of the lineup while playing with the U.S. Junior National Team, the Golden Gophers needed help from other players over the weekend. Junior Pat O'Leary netted a pair of goals against the Lakers, including the game-winner in the third period. Junior Nick Angell also picked up his second goal of the year against Lake State. For the weekend, Grant Potulny added a goal and two assists.

**Tell-Tale Signs:** In Minnesota's 12 victories, the Golden Gophers capitalized on 33.3 percent of their power-play opportunities (24-of-72), while opponents were at 11.3 percent (7-of-62). In Minnesota's five losses, the power-play is clicking at just 4.5 percent (1-of-22), while opponents are at 33.3 percent (7-of-21).

**All-Tournament Honors:** Erik Westrum, John Pohl and Jordan Leopold were named to the all-tournament team at the Mariucci Classic. Leopold tallied three assists in the two victories and fired a season-high nine shots on goal in Friday's win over Union. He helped hold Union without a shot for the first 14 minutes of the game and to just 15 for the game. Westrum was named the tournament's Most Valuable Player as he had three goals on the weekend.

**Following the Mariucci Classic:** In the first WCHA series following the 10-year old Mariucci Classic, Minnesota is 13-3-2 against league foes. Last year, Minnesota swept Denver at Mariucci Arena. Conversely, in the first road series against WCHA opponents following the Mariucci Classic, the Golden Gophers are just 9-7-2.

**Injury Update:** Minnesota defenseman Nick Angell left Saturday's contest with a separated shoulder. His status for this weekend's series will be reevaluated this week. Aside from Angell, the Golden Gophers are at full strength.

**Take Your Best Shot:** Last season, Minnesota recorded 40 or more shots in a game just three times. This year, the Golden Gophers have already had eight games with 40 or more shots, including a pair of games with 50-plus shots. In those contests, Minnesota is 6-1-1. In 1999-2000, the Golden Gophers were out-shot by an average of 32.5 to 30.3. This year, Minnesota has a 37.3 to 24.8 advantage.

**Close Calls:** With a pair of tight victories over the weekend, Minnesota is 4-1-0 in one-goal games this season. The lone loss was a 3-2 decision against top-ranked Michigan State on Nov. 24. Last year, the Golden Gophers were just 6-9-0 in one-goal contests.

**Hauser vs. the Seawolves:** Junior goaltender Adam Hauser will make his 11th start against Alaska Anchorage this weekend. In his career, he is 6-3-1 against the Seawolves, highlighted by two-game sweep in the WCHA Playoffs during the 1998-99 season. Behind Hauser, the Golden Gophers swept the Seawolves with a pair of shutouts (4-0, 1-0). In the process, he became the first league net-minder to blank an opponent in both games of a playoff series since Robb Stauber accomplished the feat during the 1987-88 season. Here is a breakdown of Hauser's career against Alaska Anchorage:

| Date     | Result | Saves | GA |
|----------|--------|-------|----|
| 11/20/98 | L 5-3  | 21    | 5  |
| 11/21/98 | W 4-1  | 30    | 1  |
| 2/13/99  | W 5-1  | 17    | 1  |
| 2/14/99  | L 4-2  | 21    | 4  |
| 3/12/99  | W 4-0  | 26    | 0  |
| 3/13/99  | W 1-0  | 17    | 0  |
| 12/3/99  | L 5-2  | 17    | 5  |
| 12/4/99  | W 3-1  | 22    | 1  |
| 10/27/00 | W 2-1  | 22    | 1  |
| 10/28/00 | T 3-3  | 14    | 3  |

## Tale of the Tape

| Series Information                   | Team Comparisons                    |
|--------------------------------------|-------------------------------------|
| Minnesota leads 25-10-3              | UM UAA                              |
| Last 10 games - MN leads 6-3-1       | 28/101 (.277) PP 8/66 (.121)        |
| First meeting - 12/21/86, MN 5-1     | 17/67 (.254) League PP 4/52 (.077)  |
| Last meeting - 10/28/99, T 3-3       | 79/94 (.840) PK 43/55 (.782)        |
| Minnesota's longest win streak - 7   | 58/67 (.866) League PK 31/42 (.738) |
| UAA's longest win streak - 3         | 9-2-1 Home 1-6-0                    |
| '90s - MN 22-10-2                    | 2-3-1 Away 4-4-1                    |
| '80s - MN 2-0-0                      | 4.3 Goals/Game 2.3                  |
| Last sweep by Minnesota - 2/20-21/98 | 2.8 Goals Allowed/Game 3.2          |
| Last sweep by UAA - 11/14-15/97      | 8.8 Penalties/Game 4.8              |
| Record at UAA - 11-6-2               | 37.3 Shots on Goal/Game 26.7        |

## USCHO.com

### USCHO.com Division I Men's Poll (thru Dec. 18)

|                        |     |
|------------------------|-----|
| 1. Michigan State (38) | 598 |
| 3. Boston College      | 544 |
| 2. North Dakota (2)    | 514 |
| 4. Michigan            | 481 |
| 5. New Hampshire       | 445 |
| 6. Colorado College    | 377 |
| 7. Western Michigan    | 350 |
| 8. St. Cloud State     | 317 |
| 9. Minnesota           | 299 |
| 10. Providence         | 205 |

### WCHA Teams Receiving Votes:

|               |    |
|---------------|----|
| 13. Wisconsin | 94 |
| 17. Denver    | 28 |

## USA Today

### USA Today/American Hockey Magazine Poll (thru Dec. 18)

|                        |     |
|------------------------|-----|
| 1. Michigan State (16) | 266 |
| 2. Boston College      | 240 |
| 3. North Dakota (1)    | 233 |
| 4. Michigan            | 228 |
| 5. New Hampshire       | 202 |
| 6. Colorado College    | 169 |
| 7. St. Cloud State     | 160 |
| 8. Western Michigan    | 153 |
| 9. Minnesota           | 124 |
| 10. Providence         | 98  |

### WCHA Teams Receiving Votes:

|               |    |
|---------------|----|
| 14. Wisconsin | 48 |
| 21. Denver    | 3  |

## Period-By-Period

| Scoring       | 1st | 2nd | 3rd | OT | Total | Avg. |
|---------------|-----|-----|-----|----|-------|------|
| MINN          | 20  | 28  | 33  | 0  | 81    | 4.3  |
| Opp.          | 10  | 17  | 26  | 0  | 53    | 2.8  |
| Shots on Goal | 1st | 2nd | 3rd | OT | Total | Avg. |
| MINN          | 225 | 245 | 235 | 3  | 708   | 37.3 |
| Opp.          | 163 | 153 | 150 | 5  | 471   | 24.8 |

## Miscellaneous

Minnesota has 21 winning seasons in the last 23 years • the Golden Gophers were 17-5-0 against non-NCAA tournament teams in the 1999-2000 campaign, but only 3-15-2 against teams who made it to the national tournament • Minnesota led the WCHA in power-play efficiency in both conference games only and all games • the Golden Gophers return six of their top seven scorers from last season • Minnesota said goodbye to five seniors from the 1999-2000 roster (Dave Spehar, Nate Miller, Rico Pagel, Mike Lyons, Ryan Trebil) • the Golden Gophers were 1-2-0 in neutral ice games last season • Minnesota was 11-3-0 after Christmas break before mononucleus sidelined goalie Adam Hauser • among returning players in the WCHA, only North Dakota's Jeff Panzer (19-44-63) had more points than John Pohl (18-41-59).

## Preseason Pub

### Grand Forks Herald WCHA Coaches Poll

|                        |    |
|------------------------|----|
| 1. North Dakota (6)    | 77 |
| 2. Wisconsin (3)       | 70 |
| 3. St. Cloud State (1) | 61 |
| Minnesota              | 61 |
| 5. Colorado College    | 54 |
| 6. Denver              | 37 |
| 7. MSU, Mankato        | 35 |
| 8. Alaska-Anchorage    | 23 |
| Minnesota-Duluth       | 23 |
| 10. Michigan Tech      | 9  |

### WCHA Preseason Player of the Year Dany Heatley, Wisconsin

### WCHA Preseason Rookie of the Year Connor James, Denver Troy Riddle, Minnesota

## THE LAST TIME IT HAPPENED

### Minnesota Swept A Road Series:

March 10-11, 2000 @ Colorado College (4-2, 3-2)

### Minnesota Was Swept In A Road Series:

December 1-2, 2000 @ Denver (4-0, 4-1)

### Minnesota Swept A Home Series:

Nov. 3-4, 2000 vs. Wisconsin (4-0, 5-2)

### Minnesota Was Swept In A Home Series:

February 25-26, 2000 vs. Wisconsin (4-2, 5-4)

### Minnesota Shut Out An Opponent:

November 17, 2000 at St. Cloud State  
(Adam Hauser, 2-0)

### An Opponent Shut Out Minnesota:

December 1, 2000 at Denver (Wade Dubielewicz, 4-0)

### Minnesota Player Scored A Hat Trick:

December 9, 2000 vs. Quinnipiac  
(Stuart Senden, 11-2 Minnesota win)

### Minnesota Player Scored A Pure Hat Trick:

February 26, 1999 @ Minnesota-Duluth  
(Wyatt Smith, 4-1 Minnesota win)

### An Opponent Scored A Hat Trick:

January 22, 1999 @ North Dakota  
(Jeff Panzer, four goals, 5-4, Minnesota loss)

### Minnesota Player Scored Four Goals In A Game:

February 27, 1999 @ Minnesota-Duluth  
(Reggie Berg, 10-7 Minnesota win)

### Minnesota Won When Trailing After Two Periods:

March 11, 2000 @ Colorado College in WCHA First Round (3-2 OT/trailing 1-0 heading into third period)

### Minnesota Had 50 or More Shots On Goal In A Game:

November 3, 2000 vs. Wisconsin  
(51 shots, 4-0 Minnesota win)

### Opponent Had 50 or More Shots On Goal In A Game:

January 31, 1997 @ North Dakota  
(51 shots, 6-4 Minnesota loss)

### Minnesota Player Scored A Shorthanded Goal:

November 24, 2000 vs. Michigan State  
(Aaron Miskovich, third period, 3-2 loss)

### Minnesota Won In Overtime:

March 11, 2000 vs. Colorado College (3-2)

### Minnesota Lost In Overtime:

March 4, 2000 @ St. Cloud State (4-3)

### Minnesota Tied In Overtime:

November 11, 2000 at North Dakota (5-5)

### Minnesota Scored 10 Goals Or More In A Game:

December 9 vs. Quinnipiac  
(11-2 Minnesota win)

### Opponent Scored 10 Goals Or More In A Game:

January 30, 1993 @ Michigan Tech  
(10-2 Minnesota loss)

## Career Game Highs

### #1 Adam Hauser

Goals Allowed: 0 (6 times, last 11/17/00 at SCSU)  
Saves: 44 (10/22/99 vs. North Dakota)  
Saves %: 1.000 (6 times, last 11/17/00 at SCSU)

### #2 Mark Nenovich

Goals: 1 (2 times, last 3/11/00 at CC)  
Assists: 1 (2 times, last 1/30/00 vs. MSU, Mank.)  
Points (Game): 2 (12/29/99 vs. Harvard)

### #3 Jordan Leopold

Goals: 2 (3 times, last 11/10/00 at UND)  
Assists: 3 (3 times, last 10/14/00 at BSU)  
Points (Game): 4 (10/14/00 at BSU)

### #4 Dylan Mills

Goals: 2 (1/29/00 vs. MSU, Mankato)  
Assists: 2 (11 times, last 12/29/00 vs. Union)  
Points: 4 (1/29/00 vs. MSU, Mankato)

### #7 Erik Westrum

Goals: 3 (11/13/99 at Wisconsin)  
Assists: 4 (10/14/00 at Bemidji State)  
Points: 5 (10/14/00 at Bemidji State)

### #9 John Pohl

Goals: 3 (1/15/00 vs. Denver)  
Assists: 4 (1/14/00 vs. Denver)  
Points: 4 (3 times, last 1/15/00 vs. Denver)

### #10 Paul Martin

Goals: 1 (12/9/00 vs. Quinnipiac)  
Assists: 1 (2 times, last 12/9/00 vs. Quin.)  
Points: 2 (12/9/00 vs. Quinnipiac)

### #11 Erik Wendell

Goals: 1 (12 times, last 10/21/00 vs. UMD)  
Assists: 1 (9 times, last 2/26/00 vs. Wis.)  
Points: 2 (2 times, last 3/12/99 vs. UAA)

### #12 Matt Koalska

Goals: 1 (4 times, last 11/10/00 at UND)  
Assists: 2 (12/9/00 vs. Quinnipiac)  
Points: 2 (4 times, last 12/9/00 vs. Quin.)

### #15 Stuart Senden

Goals: 3 (12/9/00 vs. Quinnipiac)  
Assists: 2 (2 times, last 10/21/00 vs. UMD)  
Points: 3 (12/9/00 vs. Quinnipiac)

### #16 Nick Anthony

Goals: 1 (5 times, last 11/18/00 vs. SCSU)  
Assists: 2 (12/9/00 vs. Quinnipiac)  
Points: 3 (12/9/00 vs. Quinnipiac)

### #18 Grant Potulny

Goals: 2 (10/14/00 at Bemidji State)  
Assists: 1 (5 times, last 12/29/00 vs. Union)  
Points: 3 (10/14/00 at Bemidji State)

### #19 Matt DeMarchi

Goals: 1 (2 times, last 10/14/00 at BSU)  
Assists: 2 (3/16/00 vs. MSU, Mankato)  
Points: 2 (2 times, last 10/14/00 at BSU)

### #21 Troy Riddle

Goals: 2 (10/14/00 at Bemidji State)  
Assists: 1 (2 times, last 11/3/00 vs. Wis.)  
Points: 2 (10/14/00 at Bemidji State)

### #22 Jeff Taffe

Goals: 2 (1/29/00 vs. MSU, Mankato)  
Assists: 4 (2/18/00 at Michigan Tech)  
Points: 4 (2/18/00 at Michigan Tech)

### #24 Ben Tharp

Goals: 1 (2 times, last 10/21/00 vs. UMD)  
Assists: 3 (2/18/00 at Michigan Tech)  
Points: 3 (2/18/00 at Michigan Tech)

### #25 Pat O'Leary

Goals: 2 (2 times, last 12/30/00 vs. LSSU)  
Assists: 1 (5 times, last 11/11/00 at UND)  
Points: 2 (1/15/00 vs. Denver)

### #26 Nick Angell

Goals: 1 (6 times, last 12/30/00 vs. LSSU)  
Assists: 2 (12/10 at SCSU)  
Points: 2 (3 times, last 10/21/00 vs. UMD)

### #27 Aaron Miskovich

Goals: 2 (4 times, last 2/11/00 vs. CC)  
Assists: 4 (1/15/00 vs. Denver)  
Points: 4 (2 times, last 2/11/00 vs. CC)

### #28 Matt Leimbek

Goals: 2 (10/28 vs. UAA)  
Assists: 2 (2 times, last 1/29/99 vs. MTU)  
Points: 3 (1/29/99 vs. Michigan Tech)

### #30 Erik Young

Goals Allowed: 3 (2/25/00 vs. Wis.)  
Saves: 30 (2/26/00 vs. Wis.)  
Saves Percentage: .900 (2/25/00 vs. Wis.)

### #34 Pete Samargia

Goals Allowed: 4 (3/4/00 at SCSU)  
Saves (Game): 35 (3/4/00 at SCSU)  
Saves%: .897 (3/4/00 at SCSU)

## Did You Know?

**Minnesota and the NHL:** Fifty-four percent (14/26) of the Golden Gophers on this year's squad have been drafted by teams in the NHL, the highest percentage ever at Minnesota. Prior to the 1998-99 season, only 25 percent (7/28) of players on the roster had been chosen.



### CAREER GOALS – CURRENT PLAYERS

|                 |    |
|-----------------|----|
| Erik Westrum    | 57 |
| Aaron Miskovich | 36 |
| John Pohl       | 34 |
| Stuart Senden   | 21 |
| Jordan Leopold  | 18 |
| Jeff Taffe      | 15 |
| Erik Wendell    | 13 |
| Dylan Mills     | 12 |
| Matt Leimbek    | 9  |
| Troy Riddle     | 9  |
| Pat O'Leary     | 9  |
| Nick Anthony    | 6  |
| Nick Angell     | 6  |
| Grant Potulny   | 6  |
| Matt Koalska    | 4  |
| Matt DeMarchi   | 3  |
| Mark Nenovich   | 2  |
| Ben Tharp       | 2  |
| Paul Martin     | 1  |

### CAREER ASSISTS – CURRENT PLAYERS

|                 |    |
|-----------------|----|
| Erik Westrum    | 78 |
| John Pohl       | 62 |
| Dylan Mills     | 53 |
| Jordan Leopold  | 51 |
| Aaron Miskovich | 39 |
| Jeff Taffe      | 23 |
| Matt Leimbek    | 19 |
| Nick Angell     | 18 |
| Stuart Senden   | 15 |
| Ben Tharp       | 15 |
| Nick Anthony    | 11 |
| Matt DeMarchi   | 10 |
| Erik Wendell    | 9  |
| Matt Koalska    | 7  |
| Pat O'Leary     | 5  |
| Grant Potulny   | 7  |
| Mark Nenovich   | 2  |
| Troy Riddle     | 2  |
| Jon Waibel      | 2  |
| Paul Martin     | 2  |
| Joey Martin     | 1  |

### CAREER POINTS – CURRENT PLAYERS

|                 |     |
|-----------------|-----|
| Erik Westrum    | 135 |
| John Pohl       | 96  |
| Aaron Miskovich | 75  |
| Jordan Leopold  | 70  |
| Dylan Mills     | 65  |
| Jeff Taffe      | 38  |
| Stuart Senden   | 36  |
| Matt Leimbek    | 28  |
| Nick Angell     | 24  |
| Erik Wendell    | 22  |
| Nick Anthony    | 17  |
| Ben Tharp       | 17  |
| Pat O'Leary     | 14  |
| Matt DeMarchi   | 13  |
| Grant Potulny   | 13  |
| Troy Riddle     | 11  |
| Matt Koalska    | 11  |
| Mark Nenovich   | 4   |
| Paul Martin     | 3   |
| Jon Waibel      | 2   |
| Joey Martin     | 1   |

### CAREER GAMES – CURRENT PLAYERS

|                 |     |
|-----------------|-----|
| Erik Westrum    | 137 |
| Dylan Mills     | 136 |
| Aaron Miskovich | 129 |
| Stuart Senden   | 118 |
| Matt Leimbek    | 106 |
| John Pohl       | 101 |
| Jordan Leopold  | 96  |
| Adam Hauser     | 94  |
| Nick Angell     | 92  |
| Erik Wendell    | 83  |
| Pat O'Leary     | 57  |
| Jeff Taffe      | 56  |
| Matt DeMarchi   | 55  |
| Mark Nenovich   | 49  |
| Nick Anthony    | 48  |
| Ben Tharp       | 47  |
| Matt Koalska    | 19  |
| Grant Potulny   | 19  |
| Paul Martin     | 17  |
| Troy Riddle     | 17  |
| Jon Waibel      | 17  |
| Joey Martin     | 6   |
| Chad Roberg     | 4   |

## WCHA Standings/Schedule

| Team (Overall Record, win %)    | GP | W  | L  | T | Pts | GF | GA | GDif |
|---------------------------------|----|----|----|---|-----|----|----|------|
| North Dakota (14-4-4, .727)     | 14 | 10 | 3  | 1 | 21  | 66 | 46 | +20  |
| Denver (11-7-2, .600)           | 14 | 8  | 5  | 1 | 17  | 45 | 38 | +7   |
| Colorado College (13-4-1, .750) | 12 | 8  | 4  | 0 | 16  | 46 | 34 | +12  |
| St. Cloud State (13-4-1, .750)  | 12 | 8  | 4  | 0 | 16  | 39 | 28 | +11  |
| Wisconsin (13-9-0, .591)        | 14 | 8  | 6  | 0 | 16  | 40 | 42 | -2   |
| Minnesota (12-5-2, .684)        | 12 | 7  | 3  | 2 | 16  | 43 | 32 | +11  |
| MSU, Mankato (10-8-0, .556)     | 12 | 5  | 7  | 0 | 10  | 38 | 39 | -1   |
| Alaska Anchorage (5-10-1, .344) | 12 | 3  | 8  | 1 | 7   | 24 | 39 | -15  |
| Michigan Tech (4-14-1, .237)    | 14 | 3  | 11 | 0 | 6   | 34 | 54 | -20  |
| Minnesota-Duluth (4-14-2, .250) | 12 | 1  | 10 | 1 | 3   | 28 | 51 | -23  |

## Season Highs/Lows

### Team

|   |  |
|---|--|
| <b>MOST GOALS/GAME</b>                    | (11) 12/9 vs. Quinnipiac   |
| <b>LEAST GOALS/GAME</b>                   | (0) 12/1 at Denver   |
| <b>MOST ASSISTS/GAME</b>                  | (15) 12/9 vs. Quinnipiac   |
| <b>LEAST ASSISTS/GAME</b>                 | (0) 12/1 at Denver   |
| <b>MOST GOALS AGAINST/GAME</b>            | (7) 11/10 at North Dakota  |
| <b>LEAST GOALS AGAINST/GAME</b>           | (0) two times, 11/17 at SCSU   |
| <b>MOST ASSISTS AGAINST/GAME</b>          | (12) 11/10 at North Dakota   |
| <b>LEAST ASSISTS AGAINST/GAME</b>         | (0) two times, 11/17 at SCSU   |
| <b>MOST GOALS/PERIOD</b>                  | (5) 11/10 at North Dakota - second period                              |
| <b>MOST GOALS AGAINST/PERIOD</b>          | (4) 11/10 at North Dakota - third period                               |
| <b>MOST POWER PLAY GOALS/GAME</b>         | (4) 10/21 vs. UMD  |
| <b>MOST POWER PLAY GOALS ALLOWED/GAME</b> | (2) four times, last 12/30 vs. LSSU                                    |
| <b>MOST SHOTS ON GOAL/GAME</b>            | (54) 10/14 @ Bemidji State   |
| <b>LEAST SHOTS ON GOAL/GAME</b>           | (26) 11/17 at SCSU   |
| <b>MOST SHOTS AGAINST/GAME</b>            | (40) 11/10 at North Dakota   |
| <b>LEAST SHOTS AGAINST/GAME</b>           | (13) 10/20 vs. UMD   |
| <b>MOST SHOTS ON GOAL/PERIOD</b>          | (24) two times, last 11/3 vs. Wisconsin - second period                |
| <b>MOST SHOTS AGAINST/PERIOD</b>          | (16) 11/10 at North Dakota - third period                              |
| <b>MOST PENALTIES/GAME</b>                | (21) 10/7 vs. Notre Dame   |
| <b>LEAST PENALTIES/GAME</b>               | (2) 10/27 vs. Alaska-Anchorage   |
| <b>MOST PIM/GAME</b>                      | (44) 11/3 vs. Wisconsin  |
| <b>LEAST PIM/GAME</b>                     | (4) 10/27 vs. Alaska-Anchorage   |
| <b>MOST OPP. PENALTIES/GAME</b>           | (20) 10/7 vs. Notre Dame   |
| <b>LEAST OPP. PENALTIES/GAME</b>          | (2) 10/27 vs. Alaska-Anchorage   |
| <b>MOST OPP. PIM/GAME</b>                 | (51) 10/7 vs. Notre Dame   |
| <b>LEAST OPP. PIM/GAME</b>                | (4) 10/27 vs. Alaska-Anchorage   |
| <b>QUICKEST TWO GOALS</b>                 | (0:14) 11/10 at North Dakota – second period (Taffe, Koalska)          |
| <b>QUICKEST THREE GOALS</b>               | (1:17) 11/10 at North Dakota – second period (Leopold, Taffe, Koalska) |

## Individual

|                           |   |
|---------------------------|---|
| <b>GOALS/GAME</b>         | (3) Stuart Senden, 12/9 vs. Quinnipiac                                |
| <b>GOALS/PERIOD</b>       | (2) four times, last Erik Westrum, 12/29 vs. Union - second period    |
| <b>ASSISTS/GAME</b>       | (4) Erik Westrum, 10/14 at Bemidji State                              |
| <b>ASSISTS/PERIOD</b>     | (2) 10 times, last Ben Tharp, 12/30 vs. LSSU - second period          |
| <b>POINTS/GAME</b>        | (5) Erik Westrum, 10/14 at Bemidji State                              |
| <b>POINTS/PERIOD</b>      | (3) two times, last Jeff Taffe, 11/10 at North Dakota - second period |
| <b>PENALTIES/GAME</b>     | (4) two times, last Matt DeMarchi, 11/4 vs. Wisconsin                 |
| <b>PIM/GAME</b>           | (16) Matt DeMarchi, 11/4 vs. Wisconsin                                |
| <b>SHOTS ON GOAL/GAME</b> | (9) Jordan Leopold, 12/29 vs. Union                                   |
| <b>SAVES/GAME</b>         | (36) Adam Hauser, 11/4 vs. Wisconsin                                  |

## Goal Breakdown

|                              | MN | OPP |
|------------------------------|----|-----|
| 5-on-5                       | 47 | 32  |
| 5-on-4                       | 26 | 15  |
| 6-on-5                       | 0  | 0   |
| 4-on-5                       | 5  | 2   |
| 4-on-4                       | 2  | 1   |
| 5-on-3                       | 2  | 0   |
| 4-on-3                       | 0  | 0   |
| Power Play                   | 28 | 15  |
| Shorthanded                  | 5  | 2   |
| Empty Net                    | 1  | 1   |
| First Minute of Game         | 1  | 1   |
| First 2 Minutes of Game      | 3  | 1   |
| First 5 Minutes of Game      | 5  | 3   |
| First 10 Minutes of Game     | 7  | 4   |
| First Goal of Game           | 13 | 6   |
| First Minute of Period       | 6  | 1   |
| Last Minute of Period        | 3  | 1   |
| Last Minute of Game          | 3  | 0   |
| Last 5 Minutes of Game       | 6  | 3   |
| To Tie Game - Last 5 Minutes | 1  | 0   |
| To Win Game - Last 5 Minutes | 1  | 1   |
| Unassisted                   | 5  | 5   |
| One Assist                   | 35 | 19  |
| Two Assists                  | 41 | 26  |
| Home                         | 52 | 25  |
| Road                         | 22 | 23  |
| Neutral                      | 7  | 3   |
| Overtime                     | 0  | 0   |

### GOAL SCORED AFTER OPPONENTS' GOAL

|                       | MN | OPP |
|-----------------------|----|-----|
| Less Than One Minute  | 1  | 2   |
| One To Three Minutes  | 7  | 4   |
| Three To Five Minutes | 1  | 1   |

## Stats By Class

|               | G-A--Pts  | P/M    | PP | SH | GW |
|---------------|-----------|--------|----|----|----|
| Senior (5)    | 28-32--60 | 42/84  | 5  | 4  | 4  |
| Junior (5)    | 21-35--56 | 40/96  | 9  | 0  | 2  |
| Sophomore (7) | 11-27--48 | 52/128 | 3  | 0  | 4  |
| Freshman (5)  | 20-16--36 | 32/72  | 10 | 1  | 2  |

## Drafted Golden Gophers

| Player          | Organization |
|-----------------|--------------|
| Matt DeMarchi   | New Jersey   |
| Adam Hauser     | Edmonton     |
| Matt Koalska    | Nashville    |
| Jordan Leopold  | Calgary      |
| Joey Martin     | Chicago      |
| Paul Martin     | New Jersey   |
| Aaron Miskovich | Colorado     |
| Pat O'Leary     | Phoenix      |
| John Pohl       | St. Louis    |
| Grant Potulny   | Ottawa       |
| Troy Riddle     | St. Louis    |
| Jeff Taffe      | St. Louis    |
| Erik Wendell    | Washington   |
| Erik Westrum    | Phoenix      |

## multiple-point games (season/career)

| Player (Games)         | Last Time                          | Record        |
|------------------------|------------------------------------|---------------|
| Erik Westrum (8/34)    | 12/29/00 vs. Union (2g)            | 7-0-1/18-13-3 |
| Jordan Leopold (6/13)  | 12/29/00 vs. Union (2a)            | 4-1-1/7-5-2   |
| John Pohl (5/25)       | 12/30/00 vs. LSSU (1g, 1a)         | 4-0-1/18-6-1  |
| Grant Potulny (5/5)    | 12/29/00 vs. Union (1g, 1a)        | 4-0-1/4-0-1   |
| Jeff Taffe (4/8)       | 12/9/00 vs. Quinnipiac (3a)        | 2-1-1/5-2-1   |
| Matt Koalska (4/4)     | 12/9/00 vs. Quinnipiac (2a)        | 4-0-0/4-0-0   |
| Dylan Mills (3/16)     | 12/29/00 vs. Union (2a)            | 3-0-0/12-4-0  |
| Aaron Miskovich (2/15) | 11/3/00 vs. Wisconsin (1g, 1a)     | 2-0-0/11-3-1  |
| Stuart Senden (2/6)    | 12/9/00 vs. Quinnipiac (3g)        | 2-0-0/4-2-0   |
| Ben Tharp (2/4)        | 12/30/00 vs LSSU (2a)              | 2-0-0/4-0-0   |
| Nick Anthony (2/3)     | 12/9/00 vs. Quinnipiac (1g, 2a)    | 2-0-0/3-0-0   |
| Troy Riddle (2/2)      | 10/21/00 vs. UMD (1g, 1a)          | 2-0-0/2-0-0   |
| Matt Leimbek (1/4)     | 10/28/00 vs. UAA (2g)              | 0-0-1/2-1-1   |
| Nick Angell (1/3)      | 10/21/00 vs. UMD (1g, 1a)          | 1-0-0/2-1-0   |
| Matt DeMarchi (1/2)    | 10/14/00 at Bemidji State (1g, 1a) | 1-0-0/2-0-0   |
| Pat O'Leary (1/2)      | 12/30/00 vs LSSU (2g)              | 1-0-0/2-0-0   |
| Paul Martin (1/1)      | 12/9/00 vs. Quinnipiac (1g, 1a)    | 1-0-0/1-0-0   |
| Erik Wendell (0/2)     | 3/12/99 vs. UAA (1g, 1a)           | 0-0-0/2-0-0   |
| Mark Nenovich (0/1)    | 12/29/99 vs. Harvard (1g, 1a)      | 0-0-0/1-0-0   |

## multiple-goal games (season/career)

| Player (Games)        | Last Time                      | Record      |
|-----------------------|--------------------------------|-------------|
| Erik Westrum (3/12)   | 12/29/00 vs. Union (2g)        | 3-0-0/6-5-1 |
| John Pohl (1/4)       | 11/4/00 vs. Wisconsin (2g)     | 1-0-0/4-0-0 |
| Stuart Senden (1/3)   | 12/9/00 vs. Quinnipiac (3g)    | 1-0-0/2-1-0 |
| Grant Potulny (1/1)   | 10/14/00 at Bemidji State (2g) | 1-0-0/1-0-0 |
| Matt Leimbek (1/1)    | 10/28/00 vs. UAA (2g)          | 0-0-1/0-0-1 |
| Troy Riddle (1/1)     | 10/14/00 at Bemidji State (2g) | 1-0-0/1-0-0 |
| Aaron Miskovich (0/4) | 2/13/00 vs. CC (2g)            | 0-0-0/4-0-0 |
| Jordan Leopold (1/3)  | 11/10/00 at North Dakota (2g)  | 0-1-0/1-2-0 |
| Dylan Mills (0/1)     | 1/29/00 vs. MSU (2g)           | 0-0-0/0-1-0 |
| Pat O'Leary (1/2)     | 12/30/00 vs. LSSU (2g)         | 1-0-0/2-0-0 |
| Jeff Taffe (0/1)      | 1/29/00 vs. MSU (2g)           | 0-0-0/0-1-0 |

## Minnesota Goal Scorers

| Opponent            | Result | Goal Scorers   |
|---------------------|--------|--|
| Notre Dame          | W 7-3  | Koalska, Potulny, Westrum (2), Taffe, Riddle, O'Leary                        |
| at Bemidji State    | W 9-3  | DeMarchi, Potulny (2), Westrum, Tharp, Riddle (2), Miskovich, Leopold        |
| Minn.-Duluth        | W 3-1  | Westrum (2), Taffe   |
| Minn.-Duluth        | W 9-2  | Riddle, Tharp, Angell, Koalska, Pohl, Leopold, Miskovich, Leimbek, Wendell   |
| Alaska-Anchorage    | W 2-1  | Riddle, Westrum  |
| Alaska-Anchorage    | T 3-3  | Leimbek (2), Riddle  |
| Wisconsin           | W 4-0  | Miskovich, Wendell, Westrum, Pohl  |
| Wisconsin           | W 5-2  | Westrum, Koalska, Miskovich, Pohl (2)  |
| at North Dakota     | L 5-7  | Leopold, Taffe, Koalska, Leopold, Pohl                                       |
| at North Dakota     | T 5-5  | Potulny (2), Taffe, Riddle, Leopold  |
| at St. Cloud State  | W 2-0  | Riddle, Pohl   |
| St. Cloud State     | W 4-3  | Pohl, Anthony, Westrum, Taffe  |
| Michigan State      | L 2-3  | Senden, Miskovich  |
| Michigan            | L 1-4  | Westrum  |
| at Denver           | L 0-4  | N/A  |
| at Denver           | L 1-4  | Senden   |
| Quinnipiac          | W 11-2 | Martin, Pohl, Potulny, Senden (3), DeMarchi, Mills, Riddle, Westrum, Anthony |
| Union               | W 3-2  | Potulny, Westrum (2)   |
| Lake Superior State | W 5-4  | Pohl, O'Leary (2), Angell, Westrum   |

## Month-By-Month

| No. | Player          | Oct.              | Nov.              | Dec.               | Jan. | Feb. | March | Total                  |
|-----|-----------------|-------------------|-------------------|--------------------|------|------|-------|------------------------|
| 1   | Adam Hauser     | 5-0-1, 2.14, .889 | 4-3-1, 2.86, .911 | 3-2-0, 2.86, .862  |      |      |       | 12-5-2, 2.73, .890     |
| 3   | Jordan Leopold  | 2-7--9 (6)        | 3-7--10 (8)       | 0-4--1 (5)         |      |      |       | 5-18--23 (19)          |
| 4   | Dylan Mills     | 0-3--3 (6)        | 0-4--4 (8)        | 1-3--4 (5)         |      |      |       | 1-10--11 (19)          |
| 5   | Jon Waibel      | 0-1--1 (6)        | 0-1--1 (8)        | 0-0--0 (5)         |      |      |       | 0-2--2 (19)            |
| 7   | Erik Westrum    | 6-7--13 (6)       | 4-5--9 (8)        | 4-2--6 (5)         |      |      |       | 14-14--28 (19)         |
| 9   | John Pohl       | 1-5--6 (6)        | 6-4--10 (8)       | 2-2--4 (5)         |      |      |       | 9-11--20 (19)          |
| 10  | Paul Martin     | 0-0--0 (6)        | 0-1--1 (8)        | 1-1--2 (3)         |      |      |       | 1-2--3 (19)            |
| 11  | Erik Wendell    | 1-0--1 (6)        | 1-0--0 (3)        | 0-0--0 (2)         |      |      |       | 2-0--2 (11)            |
| 12  | Matt Koalska    | 2-2--4 (6)        | 2-1--3 (8)        | 0-4--4 (5)         |      |      |       | 4-7--11 (19)           |
| 15  | Stuart Senden   | 0-2--2 (4)        | 1-0--1 (2)        | 4-0--1 (5)         |      |      |       | 5-2--7 (11)            |
| 16  | Nick Anthony    | 0-4--4 (6)        | 1-1--1 (4)        | 1-2--3 (5)         |      |      |       | 2-7--9 (15)            |
| 18  | Grant Potulny   | 3-2--5 (6)        | 2-1--3 (8)        | 2-3--5 (5)         |      |      |       | 7-6--13 (19)           |
| 19  | Matt DeMarchi   | 1-3--4 (6)        | 0-1--1 (6)        | 1-0--1 (5)         |      |      |       | 2-4--6 (17)            |
| 21  | Troy Riddle     | 6-1--7 (6)        | 2-1--3 (8)        | 1-0--1 (3)         |      |      |       | 9-2--11 (17)           |
| 22  | Jeff Taffe      | 2-4--6 (6)        | 3-6--9 (8)        | 0-3--3 (3)         |      |      |       | 5-13--18 (17)          |
| 24  | Ben Tharp       | 2-1--3 (6)        | 0-0--0 (5)        | 0-2--0 (5)         |      |      |       | 2-3--5 (16)            |
| 25  | Pat O'Leary     | 1-0--1 (5)        | 0-2--2 (7)        | 2-0--0 (5)         |      |      |       | 3-2--5 (16)            |
| 26  | Nick Angell     | 1-2--3 (6)        | 0-1--1 (8)        | 1-1--2 (5)         |      |      |       | 2-4--6 (19)            |
| 27  | Aaron Miskovich | 2-1--3 (6)        | 3-2--5 (8)        | 0-1--1 (5)         |      |      |       | 5-4--9 (19)            |
| 28  | Matt Leimbek    | 3-0--3 (3)        | 0-2--2 (8)        | 0-0--0 (5)         |      |      |       | 3-2--5 (16)            |
| 30  | Erik Young      | 0-0-0, 0.00, .000 | 0-0-0, 0.00, .000 | 0-0-0, 0.00, 1.000 |      |      |       | 0-0-0, 0.00, 1.000 (1) |
| 34  | Pete Samargia   | 0-0-0, 0.00, .000 | 0-0-0, 0.00, .000 | 0-0-0, 0.00, 1.000 |      |      |       | 0-0-0, 0.00, 1.000 (1) |

## fall signings announced

**Keith Ballard**, a 5'11", 200-pound defenseman from Baudette, Minn., is spending this season with the Omaha Lancers in the United States Hockey League. This season through 16 games with the Lancers, he leads the team in scoring with nine goals and 10 assists for 19 points. Ballard played last season in the United States Junior Development program in Ann Arbor, Mich. He had 12 goals and 21 assists in 58 games and led all defensemen in scoring.

**Mike Erickson** is a 6'2", 180-pound forward from Eden Prairie High School in Eden Prairie, Minn. Erickson was an All-State, All-Metro and All-Conference selection during his junior season. He led the State Class AA in scoring with 38 goals and 25 assists for 63 points. A two-year letterwinner and team MVP last year, Erickson has amassed career totals of 62 goals, 43 assists and 105 points. He is also the starting quarterback for the Eden Prairie football team which won the 2000 state title.

**Jake Fleming**, a 5'9", 170-pound center from Osseo, Minn., is spending this season with the Omaha Lancers in the United States Hockey League. He has tallied five goals and six assists through 15 games this season with the Lancers. Fleming played last season in the United States Junior Development program in Ann Arbor, Mich. He had nine goals and 18 assists, which ranked sixth on the team. Fleming also spent time with the team during the 1998-99 season.

**Garrett Smaagaard**, a 5'11", 165-pound forward from Eden Prairie High School in Eden Prairie, Minn., joins teammate Mike Erickson in signing with the Golden Gophers. Smaagaard earned All-Metro and All-Conference laurels during his junior campaign and tallied 22 goals and 36 assists for 58 points. A two-year letterwinner, he has career totals of 41 goals, 60 assists and 101 points. Smaagaard is also a starting defensive back and wide receiver for the Eden Prairie football team which finished the 2000 season unbeaten and won the state title.

**Barry Tallackson** is a 6'4", 192-pound forward from St. Paul, Minn., who is playing with the United States Junior Development program in Ann Arbor, Mich. He leads the team with 12 goals in 23 games this season. Tallackson has spent two years in Ann Arbor and tallied 14 goals and six assists in 53 games last season. He played at St. Paul Johnson as a sophomore.

**Travis Weber**, a 5'11", 205-pound goaltender from Hibbing, Minn., is playing with the United States Junior Development program. Last year, he posted a team-best 2.73 goals-against-average and .894 save percentage in Ann Arbor, Mich. This season, Weber was in goal as the team defeated then-sixth ranked Michigan State 6-4.

## 2000-01 Minnesota Schedule/Results

| <u>Date</u> | <u>Opponent</u>      | <u>Result</u> | <u>MN/OPP</u><br><u>Shots</u> | <u>MN/OPP</u><br><u>Power-Play</u> | <u>MN/OPP</u><br><u>Penalties</u> | <u>Goaltender</u> | <u>Attend.</u> |
|-------------|----------------------|---------------|-------------------------------|------------------------------------|-----------------------------------|-------------------|----------------|
| 10/7        | vs. Notre Dame       | W 7-3         | 31-18                         | 3-5/0-6                            | 21-42/20-51                       | Hauser 1-0-0      | 18,064         |
| 10/14       | at Bemidji State     | W 9-3         | 54-16                         | 3-6/1-5                            | 7-14/7-14                         | Hauser 2-0-0      | 2,358          |
| 10/20       | MINNESOTA-DULUTH*    | W 3-1         | 33-13                         | 2-7/0-5                            | 6-12/8-16                         | Hauser 3-0-0      | 9,749          |
| 10/21       | MINNESOTA-DULUTH*    | W 9-2         | 43-30                         | 4-6/1-8                            | 17-42/14-36                       | Hauser 4-0-0      | 9,731          |
| 10/27       | ALASKA ANCHORAGE*    | W 3-1         | 34-23                         | 1-2/0-2                            | 2-4/2-4                           | Hauser 5-0-0      | 9,322          |
| 10/28       | ALASKA ANCHORAGE*    | T 3-3         | 44-17                         | 0-3/0-2                            | 4-8/5-10                          | Hauser 5-0-1      | 9,339          |
| 11/3        | WISCONSIN*           | W 4-0         | 51-31                         | 1-8/0-7                            | 11-22/13-34                       | Hauser 6-0-1      | 9,851          |
| 11/4        | WISCONSIN*           | W 5-2         | 40-38                         | 3-8/0-6                            | 14-44/17-45                       | Hauser 7-0-1      | 9,878          |
| 11/10       | at North Dakota*     | L 5-7         | 42-40                         | 1-3/2-5                            | 9-18/8-16                         | Hauser 7-1-1      | 6,067          |
| 11/11       | at North Dakota*     | T 5-5         | 36-33                         | 3-4/1-5                            | 10-20/9-18                        | Hauser 7-1-2      | 6,067          |
| 11/17       | at St. Cloud State*  | W 2-0         | 29-25                         | 0-8/0-6                            | 11-22/14-47                       | Hauser 8-1-2      | 6,685          |
| 11/18       | ST. CLOUD STATE*     | W 4-3         | 32-35                         | 2-5/2-7                            | 11-38/7-22                        | Hauser 9-1-2      | 9,826          |
| 11/24       | MICHIGAN STATE       | L 2-3         | 27-31                         | 0-2/1-4                            | 5-10/3-6                          | Hauser 9-2-2      | 9,850          |
| 11/25       | MICHIGAN             | L 1-4         | 34-26                         | 0-4/1-2                            | 3-6/5-10                          | Hauser 9-3-2      | 9,767          |
| 12/1        | at Denver*           | L 0-4         | 33-20                         | 0-9/1-7                            | 7-14/9-18                         | Hauser 9-4-2      | 3,514          |
| 12/2        | at Denver*           | L 1-4         | 29-20                         | 0-3/2-6                            | 6-12/3-6                          | Hauser 9-5-2      | 4,275          |
| 12/9        | QUINNIPIAC           | W 11-2        | 45-17                         | 2-5/0-3                            | 3-6/5-10                          | Hauser 10-5-2     | 9,195          |
| 12/29       | UNION                | W 3-2         | 48-15                         | 1-7/1-4                            | 13-34/16-40                       | Hauser 11-5-2     | 9,022          |
| 12/30       | LAKE SUPERIOR STATE  | W 5-4         | 26-23                         | 2-5/2-2                            | 5-10/8-16                         | Hauser 12-5-2     | 9,440          |
| 1/5         | at Alaska Anchorage* |               |                               |                                    |                                   |                   |                |
| 1/6         | at Alaska Anchorage* |               |                               |                                    |                                   |                   |                |
| 1/12        | NORTH DAKOTA*        |               |                               |                                    |                                   |                   |                |
| 1/13        | NORTH DAKOTA*        |               |                               |                                    |                                   |                   |                |
| 1/19        | at Wisconsin*        |               |                               |                                    |                                   |                   |                |
| 1/20        | at Wisconsin*        |               |                               |                                    |                                   |                   |                |
| 1/23        | BROWN                |               |                               |                                    |                                   |                   |                |
| 1/27        | BEMIDJI STATE        |               |                               |                                    |                                   |                   |                |
| 2/2         | MICHIGAN TECH*       |               |                               |                                    |                                   |                   |                |
| 2/3         | MICHIGAN TECH*       |               |                               |                                    |                                   |                   |                |
| 2/9         | at MSU, Mankato*     |               |                               |                                    |                                   |                   |                |
| 2/10        | at MSU, Mankato*     |               |                               |                                    |                                   |                   |                |
| 2/16        | COLORADO COLLEGE*    |               |                               |                                    |                                   |                   |                |
| 2/17        | COLORADO COLLEGE*    |               |                               |                                    |                                   |                   |                |
| 2/23        | at Minnesota-Duluth* |               |                               |                                    |                                   |                   |                |
| 2/24        | at Minnesota-Duluth* |               |                               |                                    |                                   |                   |                |
| 3/2         | ST. CLOUD STATE*     |               |                               |                                    |                                   |                   |                |
| 3/3         | at St. Cloud State*  |               |                               |                                    |                                   |                   |                |
| 3/9-11      | WCHA First Round     |               |                               |                                    |                                   |                   |                |
| 3/15-17     | WCHA Final Five      |               |                               |                                    |                                   |                   |                |
| 3/23-25     | NCAA Regionals       |               |                               |                                    |                                   |                   |                |
| 4/5         | NCAA Semifinals      |               |                               |                                    |                                   |                   |                |
| 4/7         | NCAA Finals          |               |                               |                                    |                                   |                   |                |

\*WCHA Contests

### Minnesota Men - 2000-2001 Team Statistics

| Minnesota             |          | Overall - 19 Games Played (12- 5- 2 .684) |              |         |         |                |          |          |              |        |         |                | Conf Only - 12 Games Played ( 7- 3- 2 .667) |         |               |         |         |                |         |         |              |        |         |                |        |         |
|-----------------------|----------|---|--------------|---------|---------|----------------|----------|----------|--------------|--------|---------|----------------|---|---------|---------------|---------|---------|----------------|---------|---------|--------------|--------|---------|----------------|--------|---------|
| Player                | YR/POS   | GP  | G            | A       | PTS     | P/GM           | G/GM     | PEN/MIN  | PP           | SH     | GW      | GT             | EN  | GP      | G             | A       | PTS     | P/GM           | G/GM    | PEN/MIN | PP           | SH     | GW      | GT             | EN     |         |
| Erik Westrum          | SR F     | 19  | 14           | 14      | 28      | 1.47           | 0.74     | 18/ 36   | 4            | 2      | 2       | 0              | 1   | 12      | 6             | 9       | 15      | 1.25           | 0.50    | 13/ 26  | 2            | 2      | 1       | 0              | 1      |         |
| Jordan Leopold        | JR D     | 19  | 5            | 18      | 23      | 1.21           | 0.26     | 8/ 16    | 1            | 0      | 0       | 1              | 0   | 12      | 4             | 9       | 13      | 1.08           | 0.33    | 5/ 10   | 1            | 0      | 0       | 1              | 0      |         |
| John Pohl             | JR F     | 19  | 9            | 11      | 20      | 1.05           | 0.47     | 6/ 20    | 6            | 0      | 0       | 0              | 0   | 12      | 7             | 7       | 14      | 1.17           | 0.58    | 1/ 2    | 5            | 0      | 0       | 0              | 0      |         |
| Jeff Taffe            | SO F     | 17  | 5            | 13      | 18      | 1.06           | 0.29     | 12/ 32   | 3            | 0      | 3       | 0              | 0   | 12      | 4             | 7       | 11      | 0.92           | 0.33    | 9/ 26   | 2            | 0      | 2       | 0              | 0      |         |
| Grant Potulny         | FR F     | 19  | 7            | 6       | 13      | 0.68           | 0.37     | 7/ 14    | 6            | 0      | 1       | 0              | 0   | 12      | 2             | 1       | 3       | 0.25           | 0.17    | 6/ 12   | 2            | 0      | 0       | 0              | 0      |         |
| Troy Riddle           | FR F     | 17  | 9            | 2       | 11      | 0.65           | 0.53     | 8/ 24    | 3            | 1      | 1       | 1              | 0   | 12      | 5             | 2       | 7       | 0.58           | 0.42    | 8/ 24   | 1            | 1      | 1       | 1              | 0      |         |
| Matt Koalska          | FR F     | 19  | 4            | 7       | 11      | 0.58           | 0.21     | 6/ 12    | 2            | 0      | 0       | 0              | 0   | 12      | 3             | 3       | 6       | 0.50           | 0.25    | 3/ 6    | 2            | 0      | 0       | 0              | 0      |         |
| Dylan Mills           | SR D     | 19  | 1            | 10      | 11      | 0.58           | 0.05     | 16/ 32   | 0            | 0      | 0       | 0              | 0   | 12      | 0             | 6       | 6       | 0.50           | 0.00    | 12/ 24  | 0            | 0      | 0       | 0              | 0      |         |
| Aaron Miskovich       | SR F     | 19  | 5            | 4       | 9       | 0.47           | 0.26     | 4/ 8     | 1            | 2      | 2       | 0              | 0   | 12      | 3             | 3       | 6       | 0.50           | 0.25    | 2/ 4    | 1            | 0      | 2       | 0              | 0      |         |
| Nick Anthony          | SO F     | 15  | 2            | 7       | 9       | 0.60           | 0.13     | 7/ 14    | 0            | 0      | 0       | 0              | 0   | 10      | 1             | 2       | 3       | 0.30           | 0.10    | 4/ 8    | 0            | 0      | 0       | 0              | 0      |         |
| Stuart Senden         | SR F     | 11  | 5            | 2       | 7       | 0.64           | 0.45     | 2/ 4     | 0            | 0      | 0       | 0              | 0   | 4       | 1             | 2       | 3       | 0.75           | 0.25    |         | 0            | 0      | 0       | 0              | 0      |         |
| Matt DeMarchi         | SO D     | 17  | 2            | 4       | 6       | 0.35           | 0.12     | 23/ 62   | 0            | 0      | 0       | 0              | 0   | 10      | 0             | 3       | 3       | 0.30           | 0.00    | 14/ 44  | 0            | 0      | 0       | 0              | 0      |         |
| Nick Angell           | JR D     | 19  | 2            | 4       | 6       | 0.32           | 0.11     | 7/ 14    | 0            | 0      | 1       | 0              | 0   | 12      | 1             | 2       | 3       | 0.25           | 0.08    | 6/ 12   | 0            | 0      | 1       | 0              | 0      |         |
| Matt Leimbek          | SR F     | 16  | 3            | 2       | 5       | 0.31           | 0.19     | 2/ 4     | 0            | 0      | 0       | 0              | 0   | 11      | 3             | 1       | 4       | 0.36           | 0.27    | 2/ 4    | 0            | 0      | 0       | 0              | 0      |         |
| Pat O'Leary           | JR F     | 16  | 3            | 2       | 5       | 0.31           | 0.19     | 5/ 10    | 1            | 0      | 1       | 0              | 0   | 10      | 0             | 2       | 2       | 0.20           | 0.00    | 4/ 8    | 0            | 0      | 0       | 0              | 0      |         |
| Ben Tharp             | SO F     | 16  | 2            | 3       | 5       | 0.31           | 0.12     | 10/ 20   | 0            | 0      | 1       | 0              | 0   | 9       | 1             | 1       | 2       | 0.22           | 0.11    | 6/ 12   | 0            | 0      | 0       | 0              | 0      |         |
| Paul Martin           | FR D     | 17  | 1            | 2       | 3       | 0.18           | 0.06     | 2/ 4     | 0            | 0      | 0       | 0              | 0   | 12      | 0             | 0       | 0       | 0.00           | 0.00    | 1/ 2    | 0            | 0      | 0       | 0              | 0      |         |
| Erik Wendell          | JR F     | 11  | 2            | 0       | 2       | 0.18           | 0.18     | 7/ 14    | 1            | 0      | 0       | 0              | 0   | 7       | 2             | 0       | 2       | 0.29           | 0.29    | 3/ 6    | 1            | 0      | 0       | 0              | 0      |         |
| Jon Waibel            | FR F     | 19  | 0            | 2       | 2       | 0.11           | 0.00     | 8/ 16    | 0            | 0      | 0       | 0              | 0   | 12      | 0             | 2       | 2       | 0.17           | 0.00    | 5/ 10   | 0            | 0      | 0       | 0              | 0      |         |
| Joey Martin           | FR D     | 6   | 0            | 1       | 1       | 0.17           | 0.00     | 1/ 2     | 0            | 0      | 0       | 0              | 0   | 4       | 0             | 0       | 0       | 0.00           | 0.00    | 1/ 2    | 0            | 0      | 0       | 0              | 0      |         |
| Pete Samargia         | SO G     | 1   | 0            | 0       | 0       | 0.00           | 0.00     |          | 0            | 0      | 0       | 0              | 0   | 1       | 0             | 0       | 0       | 0.00           | 0.00    |         | 0            | 0      | 0       | 0              | 0      |         |
| Erik Young            | SO G     | 1   | 0            | 0       | 0       | 0.00           | 0.00     |          | 0            | 0      | 0       | 0              | 0   |         |               |         |         |                |         |         |              |        |         |                |        |         |
| Chad Roberg           | SO F     | 4   | 0            | 0       | 0       | 0.00           | 0.00     |          | 0            | 0      | 0       | 0              | 0   | 2       | 0             | 0       | 0       | 0.00           | 0.00    |         | 0            | 0      | 0       | 0              | 0      |         |
| Mark Nenovich         | JR D     | 7   | 0            | 0       | 0       | 0.00           | 0.00     | 2/ 4     | 0            | 0      | 0       | 0              | 0   | 4       | 0             | 0       | 0       | 0.00           | 0.00    | 1/ 2    | 0            | 0      | 0       | 0              | 0      |         |
| Adam Hauser           | JR G     | 19  | 0            | 0       | 0       | 0.00           | 0.00     | 5/ 18    | 0            | 0      | 0       | 0              | 0   | 12      | 0             | 0       | 0       | 0.00           | 0.00    | 3/ 14   | 0            | 0      | 0       | 0              | 0      |         |
| Bench                 |          |   |              |         |         |                |          | 1/ 2     |              |        |         |                |   |         |               |         |         |                |         | 1/ 2    |              |        |         |                |        |         |
| Minnesota             |          | 19  | 81           | 114     | 195     | 10.26          | 4.26     | 167/382  | 28           | 5      | 12      | 2              | 1   | 12      | 43            | 62      | 105     | 8.75           | 3.58    | 110/260 | 17           | 3      | 7       | 2              | 1      |         |
| Opponents             |          | 19  | 53           | 72      | 125     | 6.58           | 2.79     | 174/421  | 15           | 2      | 5       | 0              | 2   | 12      | 32            | 49      | 81      | 6.75           | 2.67    | 110/274 | 9            | 1      | 3       | 0              | 1      |         |
| Goaltending           |          | GP  | Minutes      | GA      | Savs    | Sav%           | GAA      | Record   | Win%         | ST     | SO      |                | GP  | Minutes | GA            | Savs    | Sav%    | GAA            | Record  | Win%    | ST           | SO     |         |                |        |         |
| Adam Hauser           | JR       | 19  | 1120:46      | 51      | 412     | .890           | 2.73     | 12- 5- 2 | .684         | 19     | 2       |                | 12  | 708:56  | 31            | 289     | .903    | 2.62           | 7- 3- 2 | .667    | 12           | 2      |         |                |        |         |
| Pete Samargia         | SO       | 1   | 20:00        | 0       | 4       | 1.00           | 0.00     | 0- 0- 0  | ---          | 0      | 0       |                | 1   | 20:00   | 0             | 4       | 1.00    | 0.00           | 0- 0- 0 | ---     | 0            | 0      |         |                |        |         |
| Erik Young            | SO       | 1   | 6:26         | 0       | 2       | 1.00           | 0.00     | 0- 0- 0  | ---          | 0      | 0       |                |   |         |               |         |         |                |         |         |              |        |         |                |        |         |
| Open Net              |          | 3   | 2:48         | 2       |         |                |          |          |              |        |         |                | 1   | 1:04    | 1             |         |         |                |         |         |              |        |         |                |        |         |
| Minnesota             |          | 19  | 1150:00      | 53      | 418     | .887           | 2.77     | 12- 5- 2 | .684         | 19     | 2       |                | 12  | 730:00  | 32            | 293     | .902    | 2.63           | 7- 3- 2 | .667    | 12           | 2      |         |                |        |         |
| Opponents             |          | 19  | 1150:00      | 81      | 627     | .886           | 4.23     | 5-12- 2  | .316         | 19     | 1       |                | 12  | 730:00  | 43            | 400     | .903    | 3.53           | 3- 7- 2 | .333    | 12           | 1      |         |                |        |         |
| Special Teams         |          | Power Play                                | SHA          | Penalty | Kill    | SHF            | Combined |          |              |        |         |                | Power Play                                  | SHA     | Penalty       | Kill    | SHF     | Combined       |         |         |              |        |         |                |        |         |
| Minnesota             |          | 28/101                                    | .277         | 2       | 79/ 94  | .840           | 5        | 107/195  | .549         |        |         |                | 17/ 67                                      | .254    | 1             | 58/ 67  | .866    | 3              | 75/134  | .560    |              |        |         |                |        |         |
| Opponents             |          | 15/ 94                                    | .160         | 5       | 73/101  | .723           | 2        | 88/195   | .451         |        |         |                | 9/ 67                                       | .134    | 3             | 50/ 67  | .746    | 1              | 59/134  | .440    |              |        |         |                |        |         |
| Scoring/Shots On Goal |          | 1st                                       | 2nd          | 3rd     | OT      | TOT            | 1st      | 2nd      | 3rd          | OT     | SOG     |                | 1st   | 2nd     | 3rd           | OT      | TOT     | 1st            | 2nd     | 3rd     | OT           | SOG    |         |                |        |         |
| Minnesota             |          | 20  | 28           | 33      | 0       | 81             | 225      | 245      | 235          | 3      | 708     |                | 9   | 14      | 20            | 0       | 43      | 132            | 152     | 156     | 3            | 443    |         |                |        |         |
| Opponents             |          | 10  | 17           | 26      | 0       | 53             | 163      | 153      | 150          | 5      | 471     |                | 7   | 9       | 16            | 0       | 32      | 109            | 108     | 103     | 5            | 325    |         |                |        |         |
| Difference            |          | +10                                       | +11          | +7      | +0      | +28            | +62      | +92      | +85          | -2     | +237    |                | +2  | +5      | +4            | +0      | +11     | +23            | +44     | +53     | -2           | +118   |         |                |        |         |
| Streaks               | Overall  | Conf                                      | Site         | H:12    | 9- 2- 1 | A: 6           | 2- 3- 1  | N: 1     | 1- 0- 0      | Site   | H: 7    | 6- 0- 1        | A: 5  | 1- 3- 1 | N: 0          | 0- 0- 0 | Site    | H: 7           | 6- 0- 1 | A: 5    | 1- 3- 1      | N: 0   | 0- 0- 0 |                |        |         |
| W/L                   | 3-0      | 0- 2                                      | End1         | +:10    | 6- 3- 1 | -: 5           | 2- 2- 1  | E: 4     | 4- 0- 0      | End1   | +: 5    | 3- 1- 1        | -: 3  | 0- 2- 1 | E: 4          | 4- 0- 0 | End1    | +: 5           | 3- 1- 1 | -: 3    | 0- 2- 1      | E: 4   | 4- 0- 0 |                |        |         |
| WT/LT                 | 3- 0- 0  | 0- 2- 0                                   | End2         | +:11    | 9- 2- 0 | -: 4           | 0- 3- 1  | E: 4     | 3- 0- 1      | End2   | +: 5    | 4- 1- 0        | -: 3  | 0- 2- 1 | E: 4          | 3- 0- 1 | End2    | +: 5           | 4- 1- 0 | -: 3    | 0- 2- 1      | E: 4   | 3- 0- 1 |                |        |         |
| Last 5                | 3- 2- 0  | 2- 2- 1                                   | Scoring 1st: | 13      | 9- 3- 1 | Scored on 1st: | 6        | 3- 2- 1  | Scoring 1st: | 9      | 7- 1- 1 | Scored on 1st: | 3   | 0- 2- 1 | Scoring 1st:  | 9       | 7- 1- 1 | Scored on 1st: | 3       | 0- 2- 1 | Scoring 1st: | 9      | 7- 1- 1 | Scored on 1st: | 3      | 0- 2- 1 |
| Last 10               | 5- 4- 1  | 5- 3- 2                                   | Min. Leading | 566:49  | 49.3%   | Min. Trailing  | 250:14   | 21.8%    | Minutes Even | 332:57 | 29.0%   | Min. Leading   | 299:42                                      | 41.1%   | Min. Trailing | 175:41  | 24.1%   | Minutes Even   | 254:37  | 34.9%   | Min. Leading | 299:42 | 41.1%   | Min. Trailing  | 175:41 | 24.1%   |
| Last 15               | 8- 5- 2  | 7- 3- 2                                   |              |         |         |                |          |          |              |        |         |                |   |         |               |         |         |                |         |         |              |        |         |                |        |         |
| Last 20               | 12- 5- 2 | 7- 3- 2                                   |              |         |         |                |          |          |              |        |         |                |   |         |               |         |         |                |         |         |              |        |         |                |        |         |

Please use the "Back" button on your browser to return to the previous page, or click on the puck at the right to return to the collegehockeystats.com Index.



# GOLDEN GOPHER

# H O C K E Y

University of Minnesota  
Media Relations  
Phone: (612) 625-4090  
Fax: (612) 625-0359  
Website: www.gophersports.com  
Contact: John Romo  
Phone: (612) 624-7318  
E-Mail: romox001@umn.edu

## WEEKLY RELEASE January 9, 2001

### MEDIA INFORMATION

TV: Midwest Sports Channel / Frank Mazzocco-play-by-play; Reed Larson-color; Pat Micheletti - interviews

RADIO: KSTP-AM (Live)/Dan Terhaar-play-by-play; Glen Sonmor-color; Eric Gislason-game-night host

INTERVIEWS: The coaching staff and players are available for interviews on WEDNESDAYS by request through the Media Relations office. The Golden Gopher locker room is CLOSED to the media at all times.

Postgame interviews will be done outside the locker room after a 10 minute cooling off period.

### Did You Know?

During its five-game winning streak, Minnesota has scored 26 goals. In the four-game slide prior to that, the team managed just four goals. Ironically, in the last four games, the team has been without two of its top five scorers, Jeff Taffe and Troy Riddle.

## This Weekend

**#2 North Dakota (14-4-4, 10-3-1)  
at #9 Minnesota (14-5-2, 9-3-2)  
Fri.-Sat., Jan. 12-13 • 7:05 p.m.  
Mariucci Arena (9,700)**

### Series Information

*Series Notes: The Golden Gophers lead the all-time series with the Fighting Sioux by a 121-107-11 advantage • Minnesota is just 0-3-2 in the last five games played at Mariucci Arena • North Dakota has won seven of the past 10 games, with one tie • Minnesota will look for its first two-game sweep of North Dakota since Nov. 8-9, 1996, a span of eight series.*

*The Fighting Sioux: North Dakota is in first place in the WCHA with a 10-3-1 record • The Fighting Sioux boast the top three scorers in the league with Jeff Panzer (17-31--48), Bryan Lundbohm (20-21--41) and Ryan Bayda (12-23--35).*

*Head Coach: Dean Blais is in his seventh year as head coach at North Dakota. He owns a 175-72-19 career record and a 16-7-6 mark against the Golden Gophers.*

*Earlier This Year: Minnesota traveled to Grand Forks, N.D., earlier this year ranked number one in the country. North Dakota defeated the Golden Gophers 7-5 on Nov. 10. Trailing 2-0 in the second, Minnesota scored four goals in a span of 3:44. Leading 5-3, the Golden Gophers could not hold on in the third as the Fighting Sioux scored four goals en route to the victory. On Saturday, Jordan Leopold scored with less than five minutes to play as the two teams skated to a 5-5 tie.*

### Career Scoring vs. UND

| Player (games)       | G-A--Pts | Notes                          |
|----------------------|----------|--------------------------------|
| Aaron Miskovich (15) | 5-7--12  | 4 multi-point games            |
| Erik Westrum (14)    | 2-9--11  | 2a on 1/23/99                  |
| Jordan Leopold (11)  | 5-3--8   | 2g on 11/10/00                 |
| Jeff Taffe (6)       | 3-5--8   | 1g, 2a on 11/10/00             |
| Dylan Mills (14)     | 3-3--6   | first career goal on 10/31/97  |
| John Pohl (11)       | 1-5--6   | 2a on 11/11/00                 |
| Matt Leimbek (14)    | 1-2--3   | first career goal on 1/23/99   |
| Erik Wendell (9)     | 3-0--3   | 1g on 1/22/00                  |
| Grant Potulny (2)    | 2-0--2   | 2g on 11/11/00                 |
| Nick Angell (9)      | 1-1--2   | 1g on 1/22/00                  |
| Stuart Senden (12)   | 0-2--2   | 1a on 10/31/97                 |
| Pat O'Leary (6)      | 0-2--2   | 1a on 11/11/00                 |
| Matt Koalska (2)     | 1-0--1   | 1g on 11/10/00                 |
| Troy Riddle (2)      | 1-0--1   | 1g on 11/11/00                 |
| Nick Anthony (4)     | 0-1--1   | 1a on 11/10/00                 |
| Ben Tharp (4)        | 0-1--1   | first career point on 10/23/99 |

### SCHEDULE/RESULTS

|             |   |           |
|-------------|---|-----------|
| Oct. 7      | vs. Notre Dame%                           | W 7-3     |
| Oct. 14     | at Bemidji State#                         | W 9-3     |
| Oct. 20     | MINN-DULUTH                               | W 3-1     |
| Oct. 21     | MINN-DULUTH                               | W 9-2     |
| Oct. 27     | ALASKA-ANCH.                              | W 2-1     |
| Oct. 28     | ALASKA-ANCH.                              | T 3-3     |
| Nov. 3      | WISCONSIN                                 | W 4-0     |
| Nov. 4      | WISCONSIN                                 | W 5-2     |
| Nov. 10     | at North Dakota                           | L 5-7     |
| Nov. 11     | at North Dakota                           | T 5-5     |
| Nov. 17     | at St. Cloud State                        | W 2-0     |
| Nov. 18     | ST.CLOUDSTATE                             | W 4-3     |
| Nov. 24     | MICHIGANSTATE#                            | L 2-3     |
| Nov. 25     | MICHIGAN#                                 | L 1-4     |
| Dec. 1      | at Denver                                 | L 0-4     |
| Dec. 2      | at Denver                                 | L 1-4     |
| Dec. 9      | QUINNIPIAC#                               | W 11-2    |
| Dec. 10     | RUSSIA SELECT*                            | W 5-4     |
| Dec. 29     | MARIUCCI CLASSIC#                         |           |
|             | vs. Union                                 | W 3-2     |
| Dec. 30     | MARIUCCI CLASSIC#                         |           |
|             | vs. Lake Superior State                   | W 5-4     |
| Jan. 5      | at Alaska-Anch.                           | W 3-1     |
| Jan. 6      | at Alaska-Anch.                           | W 4-2     |
| Jan. 12     | NORTH DAKOTA                              | 7:05 p.m. |
| Jan. 13     | NORTH DAKOTA                              | 7:05 p.m. |
| Jan. 19     | at Wisconsin                              | 7:05 p.m. |
| Jan. 20     | at Wisconsin                              | 7:05 p.m. |
| Jan. 23     | BROWN#                                    | 7:05 p.m. |
| Jan. 27     | BEMIDJI STATE#                            | 7:05 p.m. |
| Feb. 2      | MICHIGANTECH                              | 7:05 p.m. |
| Feb. 3      | MICHIGANTECH                              | 3:05 p.m. |
| Feb. 9      | at MSU, Mankato                           | 7:35 p.m. |
| Feb. 10     | at MSU, Mankato                           | 7:35 p.m. |
| Feb. 16     | COLORADO COLL                             | 7:05 p.m. |
| Feb. 17     | COLORADO COLL                             | 7:05 p.m. |
| Feb. 23     | at Minn.-Duluth                           | 7:05 p.m. |
| Feb. 24     | at Minn.-Duluth                           | 7:05 p.m. |
| March 2     | ST. CLOUD STATE                           | 7:05 p.m. |
| March 3     | at St. Cloud State                        | 7:05 p.m. |
| March 9-11  | WCHA FIRST ROUND                          |           |
| March 15-17 | WCHA FINAL FIVE                           |           |
|             | (at Xcel Energy Center - St. Paul, Minn.) |           |
| March 24-26 | NCAA REGIONALS                            |           |
|             | (at Grand Rapids, Mich.)                  |           |
|             | (at Worcester, Mass.)                     |           |
| April 5     | NCAA SEMIFINALS                           |           |
|             | (at Albany, N.Y.)                         |           |
| April 7     | NCAA CHAMPIONSHIP                         |           |
|             | (at Albany, N.Y.)                         |           |

%-at Xcel Energy Center (St. Paul, Minn.)

\* - exhibition game

# - nonconference game

all game times are Central

game times are subject to change.

## 2000-01 Record When

|                                     |        |
|-------------------------------------|--------|
| Overall Record                      | 14-5-2 |
| WCHA Record                         | 9-3-2  |
| Home Record                         | 9-2-1  |
| Road Record                         | 4-3-1  |
| Neutral Site Record                 | 1-0-0  |
| Last 20 Games (including last year) | 13-5-2 |
| Last 10 Games (including last year) | 6-4-0  |
| Last 5 Games                        | 5-0-0  |
| Scoring A Power-Play Goal           | 12-1-1 |
| Not Scoring A Power-Play Goal       | 2-4-1  |
| Allowing A Power-Play Goal          | 6-5-1  |
| Not Allowing A Power-Play Goal      | 8-0-1  |
| Scoring A Short-Handed Goal         | 4-1-0  |
| Allowing A Short-Handed Goal        | 0-2-0  |
| 10 Or More Penalties                | 8-1-1  |
| Fewer Than 10 Penalties             | 6-4-1  |
| More Penalties Than Opponent        | 3-4-1  |
| Fewer Penalties Than Opponent       | 7-1-1  |
| Same Amount Of Penalties            | 4-0-0  |
| In One-Goal Games                   | 4-1-0  |
| In Two-Goal Games                   | 4-1-0  |
| In Three-Goal or More Games         | 6-3-0  |
| In Overtime Games                   | 0-0-2  |
| Scoring 4 or More Goals             | 9-1-1  |
| Scoring 3 or Fewer Goals            | 5-4-1  |
| Scoring 3 or More Goals             | 12-1-2 |
| Scoring 2 or Fewer Goals            | 2-4-0  |
| Allowing 4 or More Goals            | 1-4-1  |
| Allowing 3 or Fewer Goals           | 13-1-1 |
| Scoring First Goal Of Game          | 10-3-1 |
| Opponents Score First               | 4-2-1  |
| Leading After One Period            | 6-3-1  |
| Trailing After One Period           | 2-2-1  |
| Tied After One Period               | 6-0-0  |
| Scoring First Goal Of Second Period | 9-1-0  |
| Leading After Two Periods           | 11-2-0 |
| Trailing After Two Periods          | 0-3-1  |
| Tied After Two Periods              | 3-0-1  |
| Scoring First Goal Of Third Period  | 9-0-2  |
| Having 10-19 Shots On Goal          | 0-0-0  |
| Having 20-29 Shots On Goal          | 3-2-0  |
| Having 30-39 Shots On Goal          | 5-2-1  |
| Having 40 or More Shots On Goal     | 6-1-1  |
| Allowing 10-19 Shots On Goal        | 5-0-1  |
| Allowing 20-29 Shots On Goal        | 5-3-0  |
| Allowing 30-39 Shots On Goal        | 4-1-1  |
| Allowing 40 or More Shots On Goal   | 0-1-0  |
| Outshooting Opponent                | 12-4-2 |
| Opponent Outshoots Minnesota        | 2-1-0  |
| Shots Are Even                      | 0-0-0  |
| October                             | 5-0-1  |
| November                            | 4-3-1  |
| December                            | 3-2-0  |
| January                             | 2-0-0  |
| February                            | 0-0-0  |
| March                               | 0-0-0  |
| Tuesdays                            | 0-0-0  |
| Fridays                             | 6-3-0  |
| Saturdays                           | 8-2-2  |
| Sundays                             | 0-0-0  |
| Series Record                       | 4-1-2  |
| Games Following A Win               | 10-1-1 |
| Games Following A Loss              | 1-3-1  |
| Games Following A Tie               | 2-1-0  |

## News & Notes

**Minnesota Sets Up First-Place Showdown With Sweep:** Minnesota moved to within a point of first-place with a two-game sweep of Alaska Anchorage. The Golden Gophers earned a 3-1 win on Friday night as their power-play connected on 3-of-5 attempts. In Saturday's 4-2 victory, Minnesota jumped to a 2-0 lead and held on for a 4-2 victory.

**Pohl Named WCHA Offensive Player of the Week:** Junior John Pohl was named WCHA Offensive Player of the Week for his performance last weekend against Alaska Anchorage. In Friday's win, he had a hand in all three Minnesota scores with two goals and an assist. The two-goal effort was the fifth of his career. On Saturday, he added a goal and an assist, despite playing on a sore ankle after being hit by a puck. It is the third time in his career that he has earned the honor.

**Injury Update:** Minnesota defenseman Nick Angell and forward John Pohl are questionable for this weekend's series against North Dakota. Angell is recovering from a separated shoulder. Pohl is suffering from a severely bruised ankle after being hit by a puck in the first period of Saturday's contest. He is likely to be a game-time decision. After being injured, Pohl did return to score a goal and add an assist.

**Golden Gophers Return to the Lineup:** Sophomore forward Jeff Taffe along with freshmen Paul Martin and Troy Riddle have missed the last four games while playing with the U.S. National Junior Team in the World Junior Championships from Dec. 26 to Jan. 5 in Moscow. Taffe finished second on the team with six goals and two assists. In addition to a hat trick in the tournament, he scored the gamewinner with less than three minutes to play against Slovakia. The U.S. team finished fifth in the event. Martin finished with three assists, while Riddle added an assist.

**Head Coach Don Lucia:** Golden Gopher Head Coach Don Lucia has a career coaching record of 313-179-32 (.628) in 13-plus seasons behind the bench. At Minnesota, he owns a 34-24-4 mark (.581). His teams have won 20 or more games in all but three of the past 13 seasons, including a streak of eight straight years with 20-plus wins. Lucia's teams have a 11-17-5 (.409) record against North Dakota.

**O'Leary Steps Up:** With three players out of the lineup while playing with the U.S. Junior National Team, several Golden Gophers have stepped up in their absence. Junior Pat O'Leary entered the season with just one career multi-point game. He has had two multi-point efforts in the past three games, including a goal and an assist on Saturday vs. the Seawolves.

**Mariucci Classic Springboard:** Including the sweep of Alaska Anchorage this past weekend, the Golden Gophers have earned a sweep every week after winning their five Mariucci Classic titles. On two of those occasions, Minnesota has swept the Seawolves.

**Mariucci Classic Springboard II:** In four of the past five seasons, Minnesota has used the Mariucci Classic as a second-half springboard. Following is a breakdown of the streaks the Golden Gophers have gone on after the tournament:

|           |       |
|-----------|-------|
| 1999-2000 | 9-3-0 |
| 1998-99   | 0-4-4 |
| 1997-98   | 5-1-0 |
| 1996-97   | 6-2-0 |
| 1995-96   | 8-0-0 |

**Hauser Moves Up the Charts:** Junior goaltender Adam Hauser will move into first place on the school's all-time games played list in his next two starts this weekend against North Dakota. He has played in 97 games during his career, just one shy of former Hobey Baker Award winner Robb Stauber (1986-89). He trails in the all-time minutes played category by 13 minutes.

| Games Played        | Minutes                | Saves                    |
|---------------------|------------------------|--------------------------|
| 1. Robb Stauber, 98 | 1. Robb Stauber, 5,717 | 1. Steve Janaszak, 2,639 |
| 2. Adam Hauser, 97  | 2. Adam Hauser, 5,704  | 4. Adam Hauser, 2,471    |

**Tell-Tale Signs:** In Minnesota's 14 victories, the Golden Gophers capitalized on 34.2 percent of their power-play opportunities (27-of-79), while opponents were at 10.0 percent (7-of-70). In Minnesota's five losses, the power-play is clicking at just 4.5 percent (1-of-22), while opponents are at 33.3 percent (7-of-21).

**Take Your Best Shot:** Last season, Minnesota recorded 40 or more shots in a game just three times. This year, the Golden Gophers have already had eight games with 40 or more shots, including a pair of games with 50-plus shots. In those contests, Minnesota is 6-1-1. In 1999-2000, the Golden Gophers were out-shot by an average of 32.5 to 30.3. This year, Minnesota has a 36.4 to 24.8 advantage.

**Close Calls:** With a pair of tight victories over the weekend, Minnesota is 8-2-0 in games decided by two goals or less. Last year, the Golden Gophers struggled in those contests and compiled a 10-13-0 record.

**That Was Then, This is Now:** Since being mired in a season-long four-game losing streak, the Golden Gophers have rebounded with an impressive five-game tear. Following is a breakdown of the two streaks:

|                     | Four-Game Slide | Five-Game Tear |
|---------------------|-----------------|----------------|
| Goals Per Game      | 1.0             | 5.2            |
| Opp. Goals Per Game | 3.8             | 2.2            |
| Shots Per Game      | 30.8            | 28.6           |
| Penalties Per Game  | 5.3             | 7.2            |
| 2nd Period Scoring  | 0-7             | 12-3           |
| 3rd Period Scoring  | 1-6             | 9-5            |
| Power-Play          | 0 % (0-18)      | 33.3% (8/24)   |

## Tale of the Tape

| Series Information                     | Team Comparisons |                         |
|--|------------------|-------------------------|
|  | UM               | UND                     |
| Minnesota leads 121-107-11             | 31/108 (.287)    | 26/103 (.252)           |
| Last 10 games - UND 7-1-2              | 20/74 (.270)     | League PP 16/62 (.258)  |
| First meeting - 1/31/30, MN 6-1        | 87/102 (.853)    | PK 79/96 (.823)         |
| Last meeting - 11/11/00, T 5-5         | 66/75 (.880)     | League PK 49/60 (.817)  |
| MN's longest win streak - 11 (1973-75) | 9-2-1            | Home 6-1-1              |
| UND's longest win streak - 8 (1966-68) | 4-3-1            | Away 7-3-2              |
| '90s - MN 25-17-6                      | 4.2              | Goals/Game 4.4          |
| Last sweep by Minnesota - 11/8-9/96    | 2.7              | Goals Allowed/Game 3.0  |
| Last sweep by UND - 1/22-23/99         | 8.7              | Penalties/Game 7.1      |
|  | 36.4             | Shots on Goal/Game 36.1 |

## USCHO.com

### USCHO.com Division I Men's Poll

|                        |     |
|------------------------|-----|
| 1. Michigan State (40) | 600 |
| 2. North Dakota        | 521 |
| 3. Boston College      | 499 |
| 4. Colorado College    | 493 |
| 5. Western Michigan    | 465 |
| 6. New Hampshire       | 394 |
| 7. St. Cloud State     | 361 |
| 8. Michigan            | 328 |
| 9. Minnesota           | 289 |
| 10. Providence         | 235 |

### WCHA Teams Receiving Votes:

|                  |     |
|------------------|-----|
| 11. Wisconsin    | 169 |
| 15. Denver       | 52  |
| 22. MSU, Mankato | 1   |

## USA Today

### USA Today/American Hockey Magazine Poll

|                        |     |
|------------------------|-----|
| 1. Michigan State (18) | 270 |
| 2. North Dakota        | 231 |
| 3. Colorado College    | 228 |
| 4. Boston College      | 225 |
| 5. Western Michigan    | 203 |
| 6. St. Cloud State     | 170 |
| New Hampshire          | 170 |
| 8. Michigan            | 156 |
| 9. Minnesota           | 129 |
| 10. Providence         | 103 |

### WCHA Teams Receiving Votes:

|               |    |
|---------------|----|
| 11. Wisconsin | 86 |
| 17. Denver    | 13 |

## Period-By-Period

| Scoring | 1st | 2nd | 3rd | OT | Total | Avg. |
|---------|-----|-----|-----|----|-------|------|
| MINN    | 21  | 31  | 36  | 0  | 88    | 4.2  |
| Opp.    | 11  | 17  | 28  | 0  | 56    | 2.7  |

| Shots on Goal | 1st  | 2nd  | 3rd  | OT | Total | Avg. |
|---------------|------|------|------|----|-------|------|
| MINN          | 11.7 | 12.4 | 12.2 | 3  | 765   | 36.4 |
| Opp.          | 8.3  | 8.5  | 8.0  | 5  | 526   | 25.0 |

## On This Date....

On Jan. 12-13, 1996, the Golden Gophers swept the Minnesota-Duluth Bulldogs at Mariucci Arena and in the process set a new school record with a 15-game unbeaten streak (14-0-1). On Friday, Reggie Berg recorded the hat trick in a 5-3 victory. In Saturday's 5-1 win, the Golden Gophers blew open a 1-1 tie in the second period with four unanswered goals. Minnesota followed the sweep with two more sweeps, but the 19-game unbeaten streak was snapped at North Dakota on Feb. 2-3, 1996.

## Series Note

On Oct. 24, 1980, Neil Broten tied a school record with five assists in a wild 9-8 victory over North Dakota in Grand Forks, N.D. Minnesota trailed 6-2 in the second period before scoring five times in the stanza. The teams traded goals in the third as the Golden Gophers earned the win. Neil's brother, Aaron, added four assists. The second-period rally began with Jeff Teal's booming slap shot from 45 feet out that beat Sioux goaltender Darren Jensen. Jensen stopped 38-of-47 shots in the contest.

## Preseason Pub

### Grand Forks Herald WCHA Coaches Poll

|                        |    |
|------------------------|----|
| 1. North Dakota (6)    | 77 |
| 2. Wisconsin (3)       | 70 |
| 3. St. Cloud State (1) | 61 |
| Minnesota              | 61 |
| 5. Colorado College    | 54 |
| 6. Denver              | 37 |
| 7. MSU, Mankato        | 35 |
| 8. Alaska-Anchorage    | 23 |
| Minnesota-Duluth       | 23 |
| 10. Michigan Tech      | 9  |

### WCHA Preseason Player of the Year

Dany Heatley, Wisconsin

### WCHA Preseason Rookie of the Year

Connor James, Denver  
Troy Riddle, Minnesota



## THE LAST TIME IT HAPPENED

### Minnesota Swept A Road Series:

January 5-6, 2001 @ Alaska Anchorage (3-1, 4-2)

### Minnesota Was Swept In A Road Series:

December 1-2, 2000 @ Denver (4-0, 4-1)

### Minnesota Swept A Home Series:

Nov. 3-4, 2000 vs. Wisconsin (4-0, 5-2)

### Minnesota Was Swept In A Home Series:

February 25-26, 2000 vs. Wisconsin (4-2, 5-4)

### Minnesota Shut Out An Opponent:

November 17, 2000 at St. Cloud State  
(Adam Hauser, 2-0)

### An Opponent Shut Out Minnesota:

December 1, 2000 at Denver (Wade Dubielewicz, 4-0)

### Minnesota Player Scored A Hat Trick:

December 9, 2000 vs. Quinnipiac  
(Stuart Senden, 11-2 Minnesota win)

### Minnesota Player Scored A Pure Hat Trick:

February 26, 1999 @ Minnesota-Duluth  
(Wyatt Smith, 4-1 Minnesota win)

### An Opponent Scored A Hat Trick:

January 22, 1999 @ North Dakota  
(Jeff Panzer, four goals, 5-4, Minnesota loss)

### Minnesota Player Scored Four Goals In A Game:

February 27, 1999 @ Minnesota-Duluth  
(Reggie Berg, 10-7 Minnesota win)

### Minnesota Won When Trailing After Two Periods:

March 11, 2000 @ Colorado College in WCHA First Round (3-2 OT/trailing 1-0 heading into third period)

### Minnesota Had 50 or More Shots On Goal In A Game:

November 3, 2000 vs. Wisconsin  
(51 shots, 4-0 Minnesota win)

### Opponent Had 50 or More Shots On Goal In A Game:

January 31, 1997 @ North Dakota  
(51 shots, 6-4 Minnesota loss)

### Minnesota Player Scored A Shorthanded Goal:

November 24, 2000 vs. Michigan State  
(Aaron Miskovich, third period, 3-2 loss)

### Minnesota Won In Overtime:

March 11, 2000 vs. Colorado College (3-2)

### Minnesota Lost In Overtime:

March 4, 2000 @ St. Cloud State (4-3)

### Minnesota Tied In Overtime:

November 11, 2000 at North Dakota (5-5)

### Minnesota Scored 10 Goals Or More In A Game:

December 9 vs. Quinnipiac  
(11-2 Minnesota win)

### Opponent Scored 10 Goals Or More In A Game:

January 30, 1993 @ Michigan Tech  
(10-2 Minnesota loss)

## Career Game Highs

### #1 Adam Hauser

Goals Allowed: 0 (6 times, last 11/17/00 at SCSU)  
Saves: 44 (10/22/99 vs. North Dakota)  
Saves %: 1.000 (6 times, last 11/17/00 at SCSU)

### #2 Mark Nenovich

Goals: 1 (2 times, last 3/11/00 at CC)  
Assists: 1 (2 times, last 1/30/00 vs. MSU, Mank.)  
Points (Game): 2 (12/29/99 vs. Harvard)

### #3 Jordan Leopold

Goals: 2 (3 times, last 11/10/00 at UND)  
Assists: 3 (3 times, last 10/14/00 at BSU)  
Points (Game): 4 (10/14/00 at BSU)

### #4 Dylan Mills

Goals: 2 (1/29/00 vs. MSU, Mankato)  
Assists: 2 (12 times, last 1/6/01 at UAA)  
Points: 4 (1/29/00 vs. MSU, Mankato)

### #7 Erik Westrum

Goals: 3 (11/13/99 at Wisconsin)  
Assists: 4 (10/14/00 at Bemidji State)  
Points: 5 (10/14/00 at Bemidji State)

### #9 John Pohl

Goals: 3 (1/15/00 vs. Denver)  
Assists: 4 (1/14/00 vs. Denver)  
Points: 4 (3 times, last 1/15/00 vs. Denver)

### #10 Paul Martin

Goals: 1 (12/9/00 vs. Quinnipiac)  
Assists: 1 (2 times, last 12/9/00 vs. Quin.)  
Points: 2 (12/9/00 vs. Quinnipiac)

### #11 Erik Wendell

Goals: 1 (12 times, last 10/21/00 vs. UMD)  
Assists: 1 (9 times, last 2/26/00 vs. Wis.)  
Points: 2 (2 times, last 3/12/99 vs. UAA)

### #12 Matt Koalska

Goals: 1 (4 times, last 11/10/00 at UND)  
Assists: 2 (12/9/00 vs. Quinnipiac)  
Points: 2 (4 times, last 12/9/00 vs. Quin.)

### #15 Stuart Senden

Goals: 3 (12/9/00 vs. Quinnipiac)  
Assists: 2 (2 times, last 10/21/00 vs. UMD)  
Points: 3 (12/9/00 vs. Quinnipiac)

### #16 Nick Anthony

Goals: 1 (6 times, last 1/6/01 at UAA)  
Assists: 2 (12/9/00 vs. Quinnipiac)  
Points: 3 (12/9/00 vs. Quinnipiac)

### #18 Grant Potulny

Goals: 2 (10/14/00 at Bemidji State)  
Assists: 1 (6 times, last 1/5/01 at UAA)  
Points: 3 (10/14/00 at Bemidji State)

### #19 Matt DeMarchi

Goals: 1 (2 times, last 10/14/00 at BSU)  
Assists: 2 (3/16/00 vs. MSU, Mankato)  
Points: 2 (2 times, last 10/14/00 at BSU)

### #21 Troy Riddle

Goals: 2 (10/14/00 at Bemidji State)  
Assists: 1 (2 times, last 11/3/00 vs. Wis.)  
Points: 2 (10/14/00 at Bemidji State)

### #22 Jeff Taffe

Goals: 2 (1/29/00 vs. MSU, Mankato)  
Assists: 4 (2/18/00 at Michigan Tech)  
Points: 4 (2/18/00 at Michigan Tech)

### #24 Ben Tharp

Goals: 1 (2 times, last 10/21/00 vs. UMD)  
Assists: 3 (2/18/00 at Michigan Tech)  
Points: 3 (2/18/00 at Michigan Tech)

### #25 Pat O'Leary

Goals: 2 (2 times, last 12/30/00 vs. LSSU)  
Assists: 1 (6 times, last 1/6/01 at UAA)  
Points: 2 (2 times, last 1/6/01 at UAA)

### #26 Nick Angell

Goals: 1 (6 times, last 12/30/00 vs. LSSU)  
Assists: 2 (12/10 at SCSU)  
Points: 2 (3 times, last 10/21/00 vs. UMD)

### #27 Aaron Miskovich

Goals: 2 (4 times, last 2/11/00 vs. CC)  
Assists: 4 (1/15/00 vs. Denver)  
Points: 4 (2 times, last 2/11/00 vs. CC)

### #28 Matt Leimbek

Goals: 2 (10/28 vs. UAA)  
Assists: 2 (2 times, last 1/29/99 vs. MTU)  
Points: 3 (1/29/99 vs. Michigan Tech)

### #30 Erik Young

Goals Allowed: 3 (2/25/00 vs. Wis.)  
Saves: 30 (2/26/00 vs. Wis.)  
Saves Percentage: .900 (2/25/00 vs. Wis.)

### #34 Pete Samargia

Goals Allowed: 4 (3/4/00 at SCSU)  
Saves (Game): 35 (3/4/00 at SCSU)  
Saves%: .897 (3/4/00 at SCSU)

## Did You Know?

**Minnesota and the NHL:** Fifty-four percent (14/26) of the Golden Gophers on this year's squad have been drafted by teams in the NHL, the highest percentage ever at Minnesota. Prior to the 1998-99 season, only 25 percent (7/28) of players on the roster had been chosen.

### CAREER GOALS – CURRENT PLAYERS

|                 |    |
|-----------------|----|
| Erik Westrum    | 57 |
| Aaron Miskovich | 37 |
| John Pohl       | 37 |
| Stuart Senden   | 21 |
| Jordan Leopold  | 18 |
| Jeff Taffe      | 15 |
| Erik Wendell    | 13 |
| Dylan Mills     | 12 |
| Pat O'Leary     | 10 |
| Matt Leimbek    | 9  |
| Troy Riddle     | 9  |
| Nick Anthony    | 7  |
| Grant Potulny   | 7  |
| Nick Angell     | 6  |
| Matt Koalska    | 4  |
| Matt DeMarchi   | 3  |
| Mark Nenovich   | 2  |
| Ben Tharp       | 2  |
| Paul Martin     | 1  |

### CAREER ASSISTS – CURRENT PLAYERS

|                 |    |
|-----------------|----|
| Erik Westrum    | 81 |
| John Pohl       | 64 |
| Dylan Mills     | 56 |
| Jordan Leopold  | 51 |
| Aaron Miskovich | 39 |
| Jeff Taffe      | 23 |
| Matt Leimbek    | 19 |
| Nick Angell     | 18 |
| Stuart Senden   | 15 |
| Ben Tharp       | 15 |
| Nick Anthony    | 11 |
| Matt DeMarchi   | 10 |
| Erik Wendell    | 9  |
| Grant Potulny   | 8  |
| Matt Koalska    | 7  |
| Pat O'Leary     | 6  |
| Jon Waibel      | 3  |
| Mark Nenovich   | 2  |
| Troy Riddle     | 2  |
| Paul Martin     | 2  |
| Joey Martin     | 1  |

### CAREER POINTS – CURRENT PLAYERS

|                 |     |
|-----------------|-----|
| Erik Westrum    | 138 |
| John Pohl       | 101 |
| Aaron Miskovich | 76  |
| Jordan Leopold  | 70  |
| Dylan Mills     | 68  |
| Jeff Taffe      | 38  |
| Stuart Senden   | 36  |
| Matt Leimbek    | 28  |
| Nick Angell     | 24  |
| Erik Wendell    | 22  |
| Nick Anthony    | 18  |
| Ben Tharp       | 17  |
| Pat O'Leary     | 16  |
| Grant Potulny   | 15  |
| Matt DeMarchi   | 13  |
| Troy Riddle     | 11  |
| Matt Koalska    | 11  |
| Mark Nenovich   | 4   |
| Paul Martin     | 3   |
| Jon Waibel      | 3   |
| Joey Martin     | 1   |

### CAREER GAMES – CURRENT PLAYERS

|                 |     |
|-----------------|-----|
| Erik Westrum    | 139 |
| Dylan Mills     | 138 |
| Aaron Miskovich | 131 |
| Stuart Senden   | 120 |
| Matt Leimbek    | 108 |
| John Pohl       | 103 |
| Jordan Leopold  | 98  |
| Adam Hauser     | 97  |
| Nick Angell     | 92  |
| Erik Wendell    | 85  |
| Pat O'Leary     | 59  |
| Matt DeMarchi   | 57  |
| Jeff Taffe      | 56  |
| Mark Nenovich   | 51  |
| Nick Anthony    | 50  |
| Ben Tharp       | 49  |
| Matt Koalska    | 21  |
| Grant Potulny   | 21  |
| Jon Waibel      | 21  |
| Paul Martin     | 17  |
| Troy Riddle     | 17  |
| Joey Martin     | 8   |
| Chad Roberg     | 6   |

## WCHA Standings/Schedule

| Team (Overall Record, win %)    | GP | W  | L  | T | Pts | GF | GA | GDif |
|---------------------------------|----|----|----|---|-----|----|----|------|
| North Dakota (14-4-4, .727)     | 14 | 10 | 3  | 1 | 21  | 66 | 46 | +20  |
| Colorado College (15-4-1, .775) | 14 | 10 | 4  | 0 | 20  | 55 | 36 | +19  |
| St. Cloud State (15-4-1, .775)  | 14 | 10 | 4  | 0 | 20  | 50 | 35 | +15  |
| Minnesota (14-5-2, .714)        | 14 | 9  | 3  | 2 | 20  | 50 | 35 | +15  |
| Denver (11-9-2, .545)           | 16 | 8  | 7  | 1 | 17  | 47 | 47 | 0    |
| Wisconsin (13-9-0, .591)        | 14 | 8  | 6  | 0 | 16  | 40 | 42 | -2   |
| MSU, Mankato (11-9-0, .550)     | 12 | 5  | 7  | 0 | 10  | 38 | 39 | -1   |
| Alaska Anchorage (5-12-1, .344) | 14 | 3  | 10 | 1 | 7   | 27 | 46 | -19  |
| Michigan Tech (5-14-1, .275)    | 14 | 3  | 11 | 0 | 6   | 34 | 54 | -20  |
| Minnesota-Duluth (4-16-2, .227) | 14 | 1  | 12 | 1 | 3   | 35 | 62 | -27  |

## Season Highs/Lows

### Team

|   |  |
|---|--|
| <b>MOST GOALS/GAME</b>                    | (11) 12/9 vs. Quinnipiac   |
| <b>LEAST GOALS/GAME</b>                   | (0) 12/1 at Denver   |
| <b>MOST ASSISTS/GAME</b>                  | (15) 12/9 vs. Quinnipiac   |
| <b>LEAST ASSISTS/GAME</b>                 | (0) 12/1 at Denver   |
| <b>MOST GOALS AGAINST/GAME</b>            | (7) 11/10 at North Dakota  |
| <b>LEAST GOALS AGAINST/GAME</b>           | (0) two times, 11/17 at SCSU   |
| <b>MOST ASSISTS AGAINST/GAME</b>          | (12) 11/10 at North Dakota   |
| <b>LEAST ASSISTS AGAINST/GAME</b>         | (0) two times, 11/17 at SCSU   |
| <b>MOST GOALS/PERIOD</b>                  | (5) 11/10 at North Dakota - second period                              |
| <b>MOST GOALS AGAINST/PERIOD</b>          | (4) 11/10 at North Dakota - third period                               |
| <b>MOST POWER PLAY GOALS/GAME</b>         | (4) 10/21 vs. UMD  |
| <b>MOST POWER PLAY GOALS ALLOWED/GAME</b> | (2) four times, last 12/30 vs. LSSU                                    |
| <b>MOST SHOTS ON GOAL/GAME</b>            | (54) 10/14 @ Bemidji State   |
| <b>LEAST SHOTS ON GOAL/GAME</b>           | (26) 11/17 at SCSU   |
| <b>MOST SHOTS AGAINST/GAME</b>            | (40) 11/10 at North Dakota   |
| <b>LEAST SHOTS AGAINST/GAME</b>           | (13) 10/20 vs. UMD   |
| <b>MOST SHOTS ON GOAL/PERIOD</b>          | (24) two times, last 11/3 vs. Wisconsin - second period                |
| <b>MOST SHOTS AGAINST/PERIOD</b>          | (16) 11/10 at North Dakota - third period                              |
| <b>MOST PENALTIES/GAME</b>                | (21) 10/7 vs. Notre Dame   |
| <b>LEAST PENALTIES/GAME</b>               | (2) 10/27 vs. Alaska-Anchorage   |
| <b>MOST PIM/GAME</b>                      | (44) 11/3 vs. Wisconsin  |
| <b>LEAST PIM/GAME</b>                     | (4) 10/27 vs. Alaska-Anchorage   |
| <b>MOST OPP. PENALTIES/GAME</b>           | (20) 10/7 vs. Notre Dame   |
| <b>LEAST OPP. PENALTIES/GAME</b>          | (2) 10/27 vs. Alaska-Anchorage   |
| <b>MOST OPP. PIM/GAME</b>                 | (51) 10/7 vs. Notre Dame   |
| <b>LEAST OPP. PIM/GAME</b>                | (4) 10/27 vs. Alaska-Anchorage   |
| <b>QUICKEST TWO GOALS</b>                 | (0:14) 11/10 at North Dakota – second period (Taffe, Koalska)          |
| <b>QUICKEST THREE GOALS</b>               | (1:17) 11/10 at North Dakota – second period (Leopold, Taffe, Koalska) |

## Individual

|                           |   |
|---------------------------|---|
| <b>GOALS/GAME</b>         | (3) Stuart Senden, 12/9 vs. Quinnipiac                                |
| <b>GOALS/PERIOD</b>       | (2) four times, last Erik Westrum, 12/29 vs. Union - second period    |
| <b>ASSISTS/GAME</b>       | (4) Erik Westrum, 10/14 at Bemidji State                              |
| <b>ASSISTS/PERIOD</b>     | (2) 10 times, last Ben Tharp, 12/30 vs. LSSU - second period          |
| <b>POINTS/GAME</b>        | (5) Erik Westrum, 10/14 at Bemidji State                              |
| <b>POINTS/PERIOD</b>      | (3) two times, last Jeff Taffe, 11/10 at North Dakota - second period |
| <b>PENALTIES/GAME</b>     | (4) two times, last Matt DeMarchi, 11/4 vs. Wisconsin                 |
| <b>PIM/GAME</b>           | (16) Matt DeMarchi, 11/4 vs. Wisconsin                                |
| <b>SHOTS ON GOAL/GAME</b> | (9) Jordan Leopold, 12/29 vs. Union                                   |
| <b>SAVES/GAME</b>         | (36) Adam Hauser, 11/4 vs. Wisconsin                                  |

## Goal Breakdown

|                              | MN | OPP |
|------------------------------|----|-----|
| 5-on-5                       | 51 | 35  |
| 5-on-4                       | 29 | 15  |
| 6-on-5                       | 0  | 0   |
| 4-on-5                       | 5  | 2   |
| 4-on-4                       | 2  | 1   |
| 5-on-3                       | 2  | 0   |
| 4-on-3                       | 0  | 0   |
| Power Play                   | 31 | 15  |
| Shorthanded                  | 5  | 2   |
| Empty Net                    | 2  | 1   |
| First Minute of Game         | 1  | 1   |
| First 2 Minutes of Game      | 3  | 1   |
| First 5 Minutes of Game      | 5  | 3   |
| First 10 Minutes of Game     | 7  | 4   |
| First Goal of Game           | 14 | 7   |
| First Minute of Period       | 6  | 1   |
| Last Minute of Period        | 3  | 1   |
| Last Minute of Game          | 4  | 0   |
| Last 5 Minutes of Game       | 7  | 3   |
| To Tie Game - Last 5 Minutes | 1  | 0   |
| To Win Game - Last 5 Minutes | 1  | 1   |
| Unassisted                   | 5  | 5   |
| One Assist                   | 38 | 20  |
| Two Assists                  | 45 | 28  |
| Home                         | 52 | 25  |
| Road                         | 29 | 26  |
| Neutral                      | 7  | 3   |
| Overtime                     | 0  | 0   |

### GOAL SCORED AFTER OPPONENTS' GOAL

|                       | MN | OPP |
|-----------------------|----|-----|
| Less Than One Minute  | 2  | 2   |
| One To Three Minutes  | 8  | 5   |
| Three To Five Minutes | 1  | 1   |

## Stats By Class

|               | G-A--Pts  | P/M    | PP | SH | GW |
|---------------|-----------|--------|----|----|----|
| Senior (5)    | 29-38--67 | 47/94  | 5  | 4  | 4  |
| Junior (5)    | 25-38--63 | 45/106 | 11 | 0  | 3  |
| Sophomore (7) | 12-27--39 | 55/134 | 3  | 0  | 5  |
| Freshman (5)  | 22-22--44 | 34/76  | 11 | 1  | 2  |

## Drafted Golden Gophers

| Player          | Organization |
|-----------------|--------------|
| Matt DeMarchi   | New Jersey   |
| Adam Hauser     | Edmonton     |
| Matt Koalska    | Nashville    |
| Jordan Leopold  | Calgary      |
| Joey Martin     | Chicago      |
| Paul Martin     | New Jersey   |
| Aaron Miskovich | Colorado     |
| Pat O'Leary     | Phoenix      |
| John Pohl       | St. Louis    |
| Grant Potulny   | Ottawa       |
| Troy Riddle     | St. Louis    |
| Jeff Taffe      | St. Louis    |
| Erik Wendell    | Washington   |
| Erik Westrum    | Phoenix      |

## multiple-point games (season/career)

| Player (Games)         | Last Time                          | Record        |
|------------------------|------------------------------------|---------------|
| Erik Westrum (9/35)    | 1/5/00 at UAA (2a)                 | 8-0-1/19-13-3 |
| John Pohl (7/27)       | 1/6/00 at UAA (1g, 1a)             | 6-0-1/20-6-1  |
| Jordan Leopold (6/13)  | 12/29/00 vs. Union (2a)            | 4-1-1/7-5-2   |
| Grant Potulny (6/6)    | 1/5/00 at UAA (1g, 1a)             | 5-0-1/5-0-1   |
| Jeff Taffe (4/8)       | 12/9/00 vs. Quinnipiac (3a)        | 2-1-1/5-2-1   |
| Matt Koalska (4/4)     | 12/9/00 vs. Quinnipiac (2a)        | 4-0-0/4-0-0   |
| Dylan Mills (4/17)     | 1/6/00 at UAA (2a)                 | 4-0-0/13-4-0  |
| Aaron Miskovich (2/15) | 11/3/00 vs. Wisconsin (1g, 1a)     | 2-0-0/11-3-1  |
| Stuart Senden (2/6)    | 12/9/00 vs. Quinnipiac (3g)        | 2-0-0/4-2-0   |
| Ben Tharp (2/4)        | 12/30/00 vs LSSU (2a)              | 2-0-0/4-0-0   |
| Nick Anthony (2/3)     | 12/9/00 vs. Quinnipiac (1g, 2a)    | 2-0-0/3-0-0   |
| Pat O'Leary (2/3)      | 1/6/00 at UAA (1g, 1a)             | 2-0-0/3-0-0   |
| Troy Riddle (2/2)      | 10/21/00 vs. UMD (1g, 1a)          | 2-0-0/2-0-0   |
| Matt Leimbek (1/4)     | 10/28/00 vs. UAA (2g)              | 0-0-1/2-1-1   |
| Nick Angell (1/3)      | 10/21/00 vs. UMD (1g, 1a)          | 1-0-0/2-1-0   |
| Matt DeMarchi (1/2)    | 10/14/00 at Bemidji State (1g, 1a) | 1-0-0/2-0-0   |
| Paul Martin (1/1)      | 12/9/00 vs. Quinnipiac (1g, 1a)    | 1-0-0/1-0-0   |
| Erik Wendell (0/2)     | 3/12/99 vs. UAA (1g, 1a)           | 0-0-0/2-0-0   |
| Mark Nenovich (0/1)    | 12/29/99 vs. Harvard (1g, 1a)      | 0-0-0/1-0-0   |

## multiple-goal games (season/career)

| Player (Games)        | Last Time                       | Record      |
|-----------------------|---------------------------------|-------------|
| Erik Westrum (3/12)   | 12/29/00 vs. Union (2g)         | 3-0-0/6-5-1 |
| John Pohl (2/5)       | 1/5/00 at Alaska Anchorage (2g) | 2-0-0/5-0-0 |
| Stuart Senden (1/3)   | 12/9/00 vs. Quinnipiac (3g)     | 1-0-0/2-1-0 |
| Jordan Leopold (1/3)  | 11/10/00 at North Dakota (2g)   | 0-1-0/1-2-0 |
| Grant Potulny (1/1)   | 10/14/00 at Bemidji State (2g)  | 1-0-0/1-0-0 |
| Matt Leimbek (1/1)    | 10/28/00 vs. UAA (2g)           | 0-0-1/0-0-1 |
| Troy Riddle (1/1)     | 10/14/00 at Bemidji State (2g)  | 1-0-0/1-0-0 |
| Aaron Miskovich (0/4) | 2/13/00 vs. CC (2g)             | 0-0-0/4-0-0 |
| Dylan Mills (0/1)     | 1/29/00 vs. MSU (2g)            | 0-0-0/0-1-0 |
| Pat O'Leary (1/2)     | 12/30/00 vs. LSSU (2g)          | 1-0-0/2-0-0 |
| Jeff Taffe (0/1)      | 1/29/00 vs. MSU (2g)            | 0-0-0/0-1-0 |

## Minnesota Goal Scorers

| Opponent            | Result | Goal Scorers   |
|---------------------|--------|--|
| Notre Dame          | W 7-3  | Koalska, Potulny, Westrum (2), Taffe, Riddle, O'Leary                        |
| at Bemidji State    | W 9-3  | DeMarchi, Potulny (2), Westrum, Tharp, Riddle (2), Miskovich, Leopold        |
| Minn.-Duluth        | W 3-1  | Westrum (2), Taffe   |
| Minn.-Duluth        | W 9-2  | Riddle, Tharp, Angell, Koalska, Pohl, Leopold, Miskovich, Leimbek, Wendell   |
| Alaska-Anchorage    | W 2-1  | Riddle, Westrum  |
| Alaska-Anchorage    | T 3-3  | Leimbek (2), Riddle  |
| Wisconsin           | W 4-0  | Miskovich, Wendell, Westrum, Pohl  |
| Wisconsin           | W 5-2  | Westrum, Koalska, Miskovich, Pohl (2)  |
| at North Dakota     | L 5-7  | Leopold, Taffe, Koalska, Leopold, Pohl                                       |
| at North Dakota     | T 5-5  | Potulny (2), Taffe, Riddle, Leopold  |
| at St. Cloud State  | W 2-0  | Riddle, Pohl   |
| St. Cloud State     | W 4-3  | Pohl, Anthony, Westrum, Taffe  |
| Michigan State      | L 2-3  | Senden, Miskovich  |
| Michigan            | L 1-4  | Westrum  |
| at Denver           | L 0-4  | N/A  |
| at Denver           | L 1-4  | Senden   |
| Quinnipiac          | W 11-2 | Martin, Pohl, Potulny, Senden (3), DeMarchi, Mills, Riddle, Westrum, Anthony |
| Union               | W 3-2  | Potulny, Westrum (2)   |
| Lake Superior State | W 5-4  | Pohl, O'Leary (2), Angell, Westrum   |
| at Alaska Anchorage | W 3-1  | Pohl (2), Potulny  |
| at Alaska Anchorage | W 4-2  | Miskovich, O'Leary, Anthony, Pohl  |

## Month-By-Month

| No. | Player          | Oct.              | Nov.              | Dec.               | Jan.              | Feb. | March | Total                  |
|-----|-----------------|-------------------|-------------------|--------------------|-------------------|------|-------|------------------------|
| 1   | Adam Hauser     | 5-0-1, 2.14, .889 | 4-3-1, 2.86, .911 | 3-2-0, 2.86, .862  | 2-0-0, 1.50, .945 |      |       | 14-5-2, 2.61, .896     |
| 3   | Jordan Leopold  | 2-7--9 (6)        | 3-7--10 (8)       | 0-4--1 (5)         | 0-0--0 (2)        |      |       | 5-18--23 (21)          |
| 4   | Dylan Mills     | 0-3--3 (6)        | 0-4--4 (8)        | 1-3--4 (5)         | 0-3--3 (2)        |      |       | 1-13--14 (21)          |
| 5   | Jon Waibel      | 0-1--1 (6)        | 0-1--1 (8)        | 0-0--0 (5)         | 0-1--1 (2)        |      |       | 0-3--3 (21)            |
| 7   | Erik Westrum    | 6-7--13 (6)       | 4-5--9 (8)        | 4-2--6 (5)         | 0-3--3 (2)        |      |       | 14-17--31 (21)         |
| 9   | John Pohl       | 1-5--6 (6)        | 6-4--10 (8)       | 2-2--4 (5)         | 3-2--5 (2)        |      |       | 12-13--25 (21)         |
| 10  | Paul Martin     | 0-0--0 (6)        | 0-1--1 (8)        | 1-1--2 (3)         | 0-0--0 (0)        |      |       | 1-2--3 (19)            |
| 11  | Erik Wendell    | 1-0--1 (6)        | 1-0--0 (3)        | 0-0--0 (2)         | 0-0--0 (2)        |      |       | 2-0--2 (13)            |
| 12  | Matt Koalska    | 2-2--4 (6)        | 2-1--3 (8)        | 0-4--4 (5)         | 0-0--0 (2)        |      |       | 4-7--11 (21)           |
| 14  | Chad Roberg     | 0-0--0 (0)        | 0-0--0 (3)        | 0-0--0 (1)         | 0-0--0 (2)        |      |       | 0-0--0 (6)             |
| 15  | Stuart Senden   | 0-2--2 (4)        | 1-0--1 (2)        | 4-0--1 (5)         | 0-0--0 (2)        |      |       | 5-2--7 (13)            |
| 16  | Nick Anthony    | 0-4--4 (6)        | 1-1--1 (4)        | 1-2--3 (5)         | 1-0--1 (2)        |      |       | 3-7--10 (17)           |
| 18  | Grant Potulny   | 3-2--5 (6)        | 2-1--3 (8)        | 2-3--5 (5)         | 1-1--2 (2)        |      |       | 8-7--15 (21)           |
| 19  | Matt DeMarchi   | 1-3--4 (6)        | 0-1--1 (6)        | 1-0--1 (5)         | 0-0--0 (2)        |      |       | 2-4--6 (19)            |
| 20  | Joey Martin     | 0-0--0 (0)        | 0-0--0 (3)        | 0-0--0 (3)         | 0-0--0 (2)        |      |       | 0-0--0 (8)             |
| 21  | Troy Riddle     | 6-1--7 (6)        | 2-1--3 (8)        | 1-0--1 (3)         | 0-0--0 (0)        |      |       | 9-2--11 (17)           |
| 22  | Jeff Taffe      | 2-4--6 (6)        | 3-6--9 (8)        | 0-3--3 (3)         | 0-0--0 (0)        |      |       | 5-13--18 (17)          |
| 24  | Ben Tharp       | 2-1--3 (6)        | 0-0--0 (5)        | 0-2--0 (5)         | 0-0--0 (2)        |      |       | 2-3--5 (18)            |
| 25  | Pat O'Leary     | 1-0--1 (5)        | 0-2--2 (7)        | 2-0--0 (5)         | 1-1--2 (2)        |      |       | 4-3--7 (18)            |
| 26  | Nick Angell     | 1-2--3 (6)        | 0-1--1 (8)        | 1-1--2 (5)         | 0-0--0 (0)        |      |       | 2-4--6 (19)            |
| 27  | Aaron Miskovich | 2-1--3 (6)        | 3-2--5 (8)        | 0-1--1 (5)         | 1-0--1 (2)        |      |       | 5-4--9 (21)            |
| 28  | Matt Leimbek    | 3-0--3 (3)        | 0-2--2 (8)        | 0-0--0 (5)         | 0-0--0 (2)        |      |       | 3-2--5 (18)            |
| 30  | Erik Young      | 0-0-0, 0.00, .000 | 0-0-0, 0.00, .000 | 0-0-0, 0.00, 1.000 | 0-0-0, 0.00, .000 |      |       | 0-0-0, 0.00, 1.000 (1) |
| 34  | Pete Samargia   | 0-0-0, 0.00, .000 | 0-0-0, 0.00, .000 | 0-0-0, 0.00, 1.000 | 0-0-0, 0.00, .000 |      |       | 0-0-0, 0.00, 1.000 (1) |

## fall signings announced

**Keith Ballard**, a 5'11", 200-pound defenseman from Baudette, Minn., is spending this season with the Omaha Lancers in the United States Hockey League. This season through 31 games with the Lancers, he ranks third on the team in scoring with 14 goals and 12 assists for 26 points. Ballard played last season in the United State Junior Development program in Ann Arbor, Mich. He had 12 goals and 21 assists in 58 games and led all defense-men in scoring.

**Mike Erickson** is a 6'2", 180-pound forward from Eden Prairie High School in Eden Prairie, Minn. Erickson was an All-State, All-Metro and All-Conference selection during his junior season. He led the State Class AA in scoring with 38 goals and 25 assists for 63 points. A two-year letterwinner and team MVP last year, Erickson has amassed career totals of 62 goals, 43 assists and 105 points. He is also the starting quarterback for the Eden Prairie football team which won the 2000 state title.

**Jake Fleming**, a 5'9", 170-pound center from Osseo, Minn., is spending this season with the Omaha Lancers in the United State Hockey League. He has tallied seven goals and 15 assists through 30 games this season with the Lancers. Fleming played last season in the United States Junior Development program in Ann Arbor, Mich. He had nine goals and 18 assists, which ranked sixth on the team. Fleming also spent time with the team during the 1998-99 season.

**Garrett Smaagaard**, a 5'11", 165-pound forward from Eden Prairie High School in Eden Prairie, Minn., joins teammate Mike Erickson in signing with the Golden Gophers. Smaagaard earned All-Metro and All-Conference laurels during his junior campaign and tallied 22 goals and 36 assists for 58 points. A two-year letterwinner, he has career totals of 41 goals, 60 assists and 101 points. Smaagaard is also a starting defensive back and wide receiver for the Eden Prairie football team which finished the 2000 season unbeaten and won the state title.

**Barry Tallackson** is a 6'4", 192-pound forward from St. Paul, Minn., who is playing with the United States Junior Development program in Ann Arbor, Mich. He leads the team with 12 goals in 23 games this season. Tallackson has spent two years in Ann Arbor and tallied 14 goals and six assists in 53 games last season. He played at St. Paul Johnson as a sophomore.

**Travis Weber**, a 5'11", 205-pound goaltender from Hibbing, Minn., is playing with the United States Junior Development program. Last year, he posted a team-best 2.73 goals-against-average and .894 save percentage in Ann Arbor, Mich. This season, Weber was in goal as the team defeated then-sixth ranked Michigan State 6-4.

## 2000-01 Minnesota Schedule/Results

| <u>Date</u> | <u>Opponent</u>      | <u>Result</u> | <u>MN/OPP</u><br><u>Shots</u> | <u>MN/OPP</u><br><u>Power-Play</u> | <u>MN/OPP</u><br><u>Penalties</u> | <u>Goaltender</u> | <u>Attend.</u> |
|-------------|----------------------|---------------|-------------------------------|------------------------------------|-----------------------------------|-------------------|----------------|
| 10/7        | vs. Notre Dame       | W 7-3         | 31-18                         | 3-5/0-6                            | 21-42/20-51                       | Hauser 1-0-0      | 18,064         |
| 10/14       | at Bemidji State     | W 9-3         | 54-16                         | 3-6/1-5                            | 7-14/7-14                         | Hauser 2-0-0      | 2,358          |
| 10/20       | MINNESOTA-DULUTH*    | W 3-1         | 33-13                         | 2-7/0-5                            | 6-12/8-16                         | Hauser 3-0-0      | 9,749          |
| 10/21       | MINNESOTA-DULUTH*    | W 9-2         | 43-30                         | 4-6/1-8                            | 17-42/14-36                       | Hauser 4-0-0      | 9,731          |
| 10/27       | ALASKA ANCHORAGE*    | W 3-1         | 34-23                         | 1-2/0-2                            | 2-4/2-4                           | Hauser 5-0-0      | 9,322          |
| 10/28       | ALASKA ANCHORAGE*    | T 3-3         | 44-17                         | 0-3/0-2                            | 4-8/5-10                          | Hauser 5-0-1      | 9,339          |
| 11/3        | WISCONSIN*           | W 4-0         | 51-31                         | 1-8/0-7                            | 11-22/13-34                       | Hauser 6-0-1      | 9,851          |
| 11/4        | WISCONSIN*           | W 5-2         | 40-38                         | 3-8/0-6                            | 14-44/17-45                       | Hauser 7-0-1      | 9,878          |
| 11/10       | at North Dakota*     | L 5-7         | 42-40                         | 1-3/2-5                            | 9-18/8-16                         | Hauser 7-1-1      | 6,067          |
| 11/11       | at North Dakota*     | T 5-5         | 36-33                         | 3-4/1-5                            | 10-20/9-18                        | Hauser 7-1-2      | 6,067          |
| 11/17       | at St. Cloud State*  | W 2-0         | 29-25                         | 0-8/0-6                            | 11-22/14-47                       | Hauser 8-1-2      | 6,685          |
| 11/18       | ST. CLOUD STATE*     | W 4-3         | 32-35                         | 2-5/2-7                            | 11-38/7-22                        | Hauser 9-1-2      | 9,826          |
| 11/24       | MICHIGAN STATE       | L 2-3         | 27-31                         | 0-2/1-4                            | 5-10/3-6                          | Hauser 9-2-2      | 9,850          |
| 11/25       | MICHIGAN             | L 1-4         | 34-26                         | 0-4/1-2                            | 3-6/5-10                          | Hauser 9-3-2      | 9,767          |
| 12/1        | at Denver*           | L 0-4         | 33-20                         | 0-9/1-7                            | 7-14/9-18                         | Hauser 9-4-2      | 3,514          |
| 12/2        | at Denver*           | L 1-4         | 29-20                         | 0-3/2-6                            | 6-12/3-6                          | Hauser 9-5-2      | 4,275          |
| 12/9        | QUINNIPIAC           | W 11-2        | 45-17                         | 2-5/0-3                            | 3-6/5-10                          | Hauser 10-5-2     | 9,195          |
| 12/29       | UNION                | W 3-2         | 48-15                         | 1-7/1-4                            | 13-34/16-40                       | Hauser 11-5-2     | 9,022          |
| 12/30       | LAKE SUPERIOR STATE  | W 5-4         | 26-23                         | 2-5/2-2                            | 5-10/8-16                         | Hauser 12-5-2     | 9,440          |
| 1/5         | at Alaska Anchorage* | W 3-1         | 30-27                         | 3-5/0-6                            | 11-22/11-30                       | Hauser 13-5-2     | 4,069          |
| 1/6         | at Alaska Anchorage* | W 4-2         | 27-28                         | 0-2/0-2                            | 4-8/4-8                           | Hauser 14-5-2     | 4,196          |
| 1/12        | NORTH DAKOTA*        |               |                               |                                    |                                   |                   |                |
| 1/13        | NORTH DAKOTA*        |               |                               |                                    |                                   |                   |                |
| 1/19        | at Wisconsin*        |               |                               |                                    |                                   |                   |                |
| 1/20        | at Wisconsin*        |               |                               |                                    |                                   |                   |                |
| 1/23        | BROWN                |               |                               |                                    |                                   |                   |                |
| 1/27        | BEMIDJI STATE        |               |                               |                                    |                                   |                   |                |
| 2/2         | MICHIGAN TECH*       |               |                               |                                    |                                   |                   |                |
| 2/3         | MICHIGAN TECH*       |               |                               |                                    |                                   |                   |                |
| 2/9         | at MSU, Mankato*     |               |                               |                                    |                                   |                   |                |
| 2/10        | at MSU, Mankato*     |               |                               |                                    |                                   |                   |                |
| 2/16        | COLORADO COLLEGE*    |               |                               |                                    |                                   |                   |                |
| 2/17        | COLORADO COLLEGE*    |               |                               |                                    |                                   |                   |                |
| 2/23        | at Minnesota-Duluth* |               |                               |                                    |                                   |                   |                |
| 2/24        | at Minnesota-Duluth* |               |                               |                                    |                                   |                   |                |
| 3/2         | ST. CLOUD STATE*     |               |                               |                                    |                                   |                   |                |
| 3/3         | at St. Cloud State*  |               |                               |                                    |                                   |                   |                |
| 3/9-11      | WCHA First Round     |               |                               |                                    |                                   |                   |                |
| 3/15-17     | WCHA Final Five      |               |                               |                                    |                                   |                   |                |
| 3/23-25     | NCAA Regionals       |               |                               |                                    |                                   |                   |                |
| 4/5         | NCAA Semifinals      |               |                               |                                    |                                   |                   |                |
| 4/7         | NCAA Finals          |               |                               |                                    |                                   |                   |                |

\*WCHA Contests





# GOLDEN GOPHER HOCKEY

MHO  
H65h  
University of Minnesota  
Media Relations  
Phone: (612) 625-4090  
Fax: (612) 625-0359  
Website: www.gophersports.com  
Contact: John Romo  
Phone: (612) 624-7318  
E-Mail: romox001@umn.edu

WEEKLY RELEASE  
January 22, 2001

## MEDIA INFORMATION

TV: No TV vs. Brown;  
TV for Bemidji State, tape-  
delayed, 9 p.m. Saturday.

RADIO: KSTP-AM  
(Live)/Dan Terhaar-play-by-  
play; Glen Sonmor-color;  
Eric Gislason-game-night  
host

INTERVIEWS: The coaching  
staff and players are avail-  
able for interviews on  
WEDNESDAYS by request  
through the Media Relations  
office. The Golden Gopher  
locker room is CLOSED to  
the media at all times.

Postgame interviews will be  
done outside the locker  
room after a 10 minute cool-  
ing off period.

## Did You Know?

Freshman Grant Potulny  
became the first Golden  
Gopher freshman since Reg-  
gie Berg on Jan. 12, 1996 to  
collect a hat trick. It was his  
seventh multi-point game of  
his brief career and Minneso-  
ta is 6-0-1 in those contests.

## This Weekend

**Brown (4-12-2, 2-8-2) at  
#8 Minnesota (16-7-2, 11-5-2)  
Tues., Jan. 23 • 7:05 p.m.  
Mariucci Arena (9,700)**

### Series Information

*Series Notes: This will be the fifth meeting between Brown and Min-  
nesota • The Golden Gophers lead the all-time series 4-0-0 (1.000) •  
The last meeting ended in a 6-3 Minnesota win in the first round of  
the Mariucci Classic on Dec. 27, 1997 • All four meetings have been  
held in Minneapolis.*

*The Bears: At 4-12-2, the Bears dropped a pair of non-confer-  
ence contests at St. Cloud State this past weekend. Brown is 2-8-2  
in the ECAC. The Bears finished last year with a record of 6-19-3  
and return 18 letterwinners from that team.*

*Head Coach: Head Coach Roger Grillo, an Apple Valley, Minn.,  
native, has a career coaching record of 32-63-13 in three-plus  
years behind the bench.*

### Career Scoring vs. Brown

| Player (games)      | G-A--Pts | Notes                     |
|---------------------|----------|---------------------------|
| Matt Leimbek (1)    | 0-1--1   | 1a in 6-3 win on 12/27/97 |
| Dylan Mills (1)     | 0-0--0   | --                        |
| Aaron Miskovich (1) | 0-0--0   | --                        |
| Stuart Senden (1)   | 0-0--0   | --                        |
| Erik Westrum (1)    | 0-0--0   | --                        |

**Bemidji State (1-20-2, 1-9-1) at  
#8 Minnesota (16-7-2, 11-5-2)  
Sat., Jan. 27 • 7:05 p.m.  
Mariucci Arena (9,700)**

### Series Information

*Series Notes: This is the second meeting between Minnesota and  
Bemidji State • The Golden Gophers defeated the host Beavers 9-3 on  
Oct. 14 earlier this season.*

*The Beavers: Preseason favorites to win the College Hockey  
America (CHA) title, Bemidji State has struggled this season. The  
Beavers lone victory came on Nov. 25, an 8-1 victory over Wayne  
State.*

*Head Coach: Bob Peters is in his 35th year at the helm of the Bemidji  
State hockey program. Peters has a 700-276-49 career record at  
BSU. Overall, he is in his 37th year of coaching and has a 741-296-  
50 career record.*

## SCHEDULE/RESULTS

|             |  |           |
|-------------|--|-----------|
| Oct. 7      | vs. Notre Dame%  | W 7-3     |
| Oct. 14     | at Bemidji State#  | W 9-3     |
| Oct. 20     | MINN-DULUTH  | W 3-1     |
| Oct. 21     | MINN-DULUTH  | W 9-2     |
| Oct. 27     | ALASKA-ANCH.   | W 2-1     |
| Oct. 28     | ALASKA-ANCH.   | T 3-3     |
| Nov. 3      | WISCONSIN  | W 4-0     |
| Nov. 4      | WISCONSIN  | W 5-2     |
| Nov. 10     | at North Dakota  | L 5-7     |
| Nov. 11     | at North Dakota  | T 5-5     |
| Nov. 17     | at St. Cloud State   | W 2-0     |
| Nov. 18     | ST.CLOUDSTATE  | W 4-3     |
| Nov. 24     | MICHIGANSTATE#   | L 2-3     |
| Nov. 25     | MICHIGAN#  | L 1-4     |
| Dec. 1      | at Denver  | L 0-4     |
| Dec. 2      | at Denver  | L 1-4     |
| Dec. 9      | QUINNIPIAC#  | W 11-2    |
| Dec. 10     | RUSSIA SELECT*   | W 5-4     |
| Dec. 29     | MARIUCCI CLASSIC#<br>vs. Union                               | W 3-2     |
| Dec. 30     | MARIUCCI CLASSIC#<br>vs. Lake Superior State                 | W 5-4     |
| Jan. 5      | at Alaska-Anch.  | W 3-1     |
| Jan. 6      | at Alaska-Anch.  | W 4-2     |
| Jan. 12     | NORTH DAKOTA   | L 1-4     |
| Jan. 13     | NORTH DAKOTA   | W 5-1     |
| Jan. 19     | at Wisconsin   | L 2-4     |
| Jan. 20     | at Wisconsin   | W 8-2     |
| Jan. 23     | BROWN#   | 7:05 p.m. |
| Jan. 27     | BEMIDJI STATE#   | 7:05 p.m. |
| Feb. 2      | MICHIGANTECH   | 7:05 p.m. |
| Feb. 3      | MICHIGANTECH   | 3:05 p.m. |
| Feb. 9      | at MSU, Mankato  | 7:35 p.m. |
| Feb. 10     | at MSU, Mankato  | 7:35 p.m. |
| Feb. 16     | COLORADO COLL  | 7:05 p.m. |
| Feb. 17     | COLORADO COLL  | 7:05 p.m. |
| Feb. 23     | at Minn.-Duluth  | 7:05 p.m. |
| Feb. 24     | at Minn.-Duluth  | 7:05 p.m. |
| March 2     | ST.CLOUDSTATE  | 7:05 p.m. |
| March 3     | at St. Cloud State   | 7:05 p.m. |
| March 9-11  | WCHA FIRST ROUND   |           |
| March 15-17 | WCHA FINAL FIVE<br>(at Xcel Energy Center - St. Paul, Minn.) |           |
| March 24-26 | NCAA REGIONALS<br>(at Grand Rapids, Mich.)                   |           |
| April 5     | NCAA SEMIFINALS<br>(at Albany, N.Y.)                         |           |
| April 7     | NCAA CHAMPIONSHIP<br>(at Albany, N.Y.)                       |           |

%-at Xcel Energy Center (St. Paul, Minn.)  
\* - exhibition game  
# - nonconference game  
all game times are Central  
game times are subject to change

## 2000-01 Record When

|                                     |        |
|-------------------------------------|--------|
| Overall Record                      | 16-7-2 |
| WCHA Record                         | 11-5-2 |
| Home Record                         | 10-3-1 |
| Road Record                         | 5-4-1  |
| Neutral Site Record                 | 1-0-0  |
| Last 20 Games (including last year) | 11-7-2 |
| Last 10 Games (including last year) | 7-3-0  |
| Last 5 Games                        | 3-2-0  |
| Scoring A Power-Play Goal           | 14-1-1 |
| Not Scoring A Power-Play Goal       | 2-6-1  |
| Allowing A Power-Play Goal          | 7-5-1  |
| Not Allowing A Power-Play Goal      | 10-1-1 |
| Scoring A Short-Handed Goal         | 5-1-0  |
| Allowing A Short-Handed Goal        | 0-3-0  |
| 10 Or More Penalties                | 9-1-1  |
| Fewer Than 10 Penalties             | 7-5-1  |
| More Penalties Than Opponent        | 4-5-1  |
| Fewer Penalties Than Opponent       | 8-2-1  |
| Same Amount Of Penalties            | 4-0-0  |
| In One-Goal Games                   | 4-1-0  |
| In Two-Goal Games                   | 4-2-0  |
| In Three-Goal or More Games         | 8-4-0  |
| In Overtime Games                   | 0-0-2  |
| Scoring 4 or More Goals             | 11-1-1 |
| Scoring 3 or Fewer Goals            | 5-6-1  |
| Scoring 3 or More Goals             | 14-1-2 |
| Scoring 2 or Fewer Goals            | 2-6-0  |
| Allowing 4 or More Goals            | 1-6-1  |
| Allowing 3 or Fewer Goals           | 15-1-1 |
| Scoring First Goal Of Game          | 11-3-1 |
| Opponents Score First               | 5-4-1  |
| Leading After One Period            | 7-3-1  |
| Trailing After One Period           | 3-3-1  |
| Tied After One Period               | 6-1-0  |
| Scoring First Goal Of Second Period | 11-1-0 |
| Leading After Two Periods           | 13-2-0 |
| Trailing After Two Periods          | 0-5-1  |
| Tied After Two Periods              | 3-0-1  |
| Scoring First Goal Of Third Period  | 11-1-2 |
| Having 10-19 Shots On Goal          | 0-0-0  |
| Having 20-29 Shots On Goal          | 3-2-0  |
| Having 30-39 Shots On Goal          | 6-4-1  |
| Having 40 or More Shots On Goal     | 7-1-1  |
| Allowing 10-19 Shots On Goal        | 5-0-1  |
| Allowing 20-29 Shots On Goal        | 6-4-0  |
| Allowing 30-39 Shots On Goal        | 5-2-1  |
| Allowing 40 or More Shots On Goal   | 0-1-0  |
| Outshooting Opponent                | 14-6-2 |
| Opponent Outshoots Minnesota        | 2-1-0  |
| Shots Are Even                      | 0-0-0  |
| October                             | 5-0-1  |
| November                            | 4-3-1  |
| December                            | 3-2-0  |
| January                             | 4-2-0  |
| February                            | 0-0-0  |
| March                               | 0-0-0  |
| Tuesdays                            | 0-0-0  |
| Fridays                             | 6-5-0  |
| Saturdays                           | 10-2-2 |
| Sundays                             | 0-0-0  |
| Series Record                       | 4-1-4  |
| Games Following A Win               | 10-3-1 |
| Games Following A Loss              | 3-3-1  |
| Games Following A Tie               | 2-1-0  |

## News & Notes

**Minnesota Moves Into Second Place With Split:** The Golden Gophers followed a disappointing 4-2 loss at Wisconsin on Friday with an 8-2 victory on Saturday. Minnesota stayed five points ahead of the Badgers with the victory. On Saturday, the Golden Gophers capitalized on 5-of-8 power-play attempts.

**Potulny Nets Rookie of the Week Honors...Again:** For the second time in the past three weeks, freshman Grant Potulny earned WCHA Rookie of the Week honors for his performance against Wisconsin. He tallied his first career hat trick on Saturday. Two of his three goals came on the power-play and he now leads the WCHA in power-play goals with 10.

**High-Flying Offense:** The eight-goal effort on Saturday was the fourth game of the season that Minnesota scored eight or more goals. With 12 regular season contests left to play, that total is the most since the team had five such outings in 1995-96. The 1991-92 squad had six games with eight goals or more.

**Taffe Ties Career High:** Sophomore Jeff Taffe tied a career-high with his four-point effort on Saturday night. The Hastings, Minn., native has three goals and four assists in four games since returning from the U.S. Junior World Championships. Taffe had four assists against Michigan Tech on Feb. 18, 2000.

**What a Difference a Day Makes:** Much has been made of the difference in performance from Friday to Saturday nights in league play. In Friday conference action, the Golden Gophers are 5-4-0, while the team owns a 6-1-2 mark in the series finales. The past two weeks alone, the Golden Gophers have been outscored 8-3 on Friday in losses to North Dakota and at Wisconsin, but have rebounded to outscore UND and the Badgers 13-3 on Saturday. Minnesota's power-play was shutout on its 11 opportunities in the Friday games, but capitalized on 6-of-12 chances in the Saturday contests. The following is a breakdown of Fridays and Saturdays this season in league play:

|              | Friday | Saturday |
|--------------|--------|----------|
| Record       | 5-4-0  | 6-1-2    |
| Goals        | 2.4    | 4.9      |
| Shots        | 35.0   | 36.7     |
| Power Play   | 15.1%  | 41.9%    |
| Penalty Kill | 93.9%  | 86.0%    |
| Penalties    | 8.2    | 9.6      |

**Head Coach Don Lucia:** Golden Gopher Head Coach Don Lucia has a career coaching record of 315-181-32 (.627) in 13-plus seasons behind the bench. At Minnesota, he owns a 36-26-4 mark (.576). His teams have won 20 or more games in all but three of the past 13 seasons, including a streak of eight straight years with 20-plus wins. Lucia's teams have a 1-0-0 (1.000) record against Brown, and also against Bemidji State.

**Solving Heatley:** Last year, All-American Dany Heatley helped the Wisconsin Badgers sweep five games from Minnesota. He led the offensive effort with four goals and four assists in the five contests. This season in taking the season series 3-1, the Golden Gophers have held Heatley to just two assists and no goals in four games.

**Special Teams:** The Golden Gophers held the Badgers to just one power-play goal in 26 opportunities this season • Minnesota's power-play leads the WCHA at 28.2 percent (37-of-131) • The Golden Gopher penalty kill also paces the league at 87.3 percent (110-of-126) • In 1999-2000, Minnesota's penalty kill ranked sixth in the league at 83.0 percent.

**Hauser Moves Up the Charts:** Junior goaltender Adam Hauser has become Minnesota's all-time leader in games played with 101 and minutes played with 5,811. He passed former Hobey Baker Award winner and current goaltender coach Robb Stauber. On Saturday, he earned his 50th career victory and is tied for sixth all-time. Stauber leads the category with 73 wins.

| Games Played        | Minutes                | Saves                    |
|---------------------|------------------------|--------------------------|
| 1. Adam Hauser, 101 | 1. Adam Hauser, 5,931  | 1. Steve Janaszak, 2,639 |
| 2. Robb Stauber, 98 | 2. Robb Stauber, 5,717 | 2. Adam Hauser, 2,568    |



**Young Leaves the Golden Gophers:** Sophomore goaltender Erik Young has left the Golden Gophers and joined the Tri-City Storm of the USHL. The White Bear Lake, Minn., native appeared in four games with Minnesota, including three starts a year ago. Including an appearance against Quinnipiac this year, he was 0-3-0 with a 4.58 goals-against-average and an .855 saves percentage.

**Tell-Tale Signs:** In Minnesota's 16 victories, the Golden Gophers capitalized on 36.3 percent of their power-play opportunities (33-of-91), while opponents were at 9.6 percent (8-of-83). In Minnesota's six losses, the power-play is clicking at just 3.0 percent (1-of-33), while opponents are at 21.9 percent (7-of-32).

**High-Flying Offense, Part II:** The 44 shots put on net by Minnesota on Saturday marks the ninth time Minnesota has surpassed the 40-shot mark. Last year, the Golden Gophers reached 40 shots on just three occasions.

**Powering-Up:** Minnesota's five power-play goals on Saturday is the most for the team since the Golden Gophers were 5-of-6 in a 10-7 victory against Minnesota-Duluth on Feb. 27, 1999.

**Non-Conference Wrap-Up:** Minnesota closes out the non-conference portion of its schedule this week against Brown and Bemidji State. This season, the Golden Gophers have a 5-2 mark against non-league foes and are looking to have its best non-conference record since a 4-0-0 mark in 1995-96.

## Period-By-Period

| Scoring | 1st | 2nd | 3rd | OT | Total | Avg. |
|---------|-----|-----|-----|----|-------|------|
| MINN    | 25  | 37  | 42  | 0  | 104   | 4.2  |
| Opp.    | 16  | 20  | 31  | 0  | 67    | 2.7  |

| Shots on Goal | 1st  | 2nd  | 3rd  | OT | Total | Avg. |
|---------------|------|------|------|----|-------|------|
| MINN          | 11.6 | 12.4 | 12.3 | 3  | 910   | 36.4 |
| Opp.          | 8.6  | 8.7  | 8.2  | 5  | 643   | 25.7 |

## On This Date....

On Jan. 27, 1996, the Golden Gophers completed a whitewashing of Northern Michigan with a 7-0 victory. The shutout followed a 10-0 rout on the previous night at Mariucci Arena. In the 7-0 victory, senior defenseman Jay Moser, moved to wing for the game, scored his first career hat trick. Moser didn't suit up for the team's first 18 games of the season. The sweep of the Wildcats extended Minnesota's school record unbeaten streak to 19 games (18-0-1). The Golden Gophers collected 94 shots on goal in the two wins.

## Series Note

On Dec. 27, 1997, the Golden Gophers snapped a nine-game slide with a hard-fought 6-3 win over Brown in the first round of the Mariucci Classic. After taking an early 1-0 lead and outshooting the Bears 18-1 in the first 10 minutes, Brown held leads of 2-1 and 3-2. Tied 3-3 after two periods, Minnesota pulled away with goals from Wyatt Smith, Mike Lyons and Reggie Berg. Willy Marvin, a surprise starter, stopped 13-of-16 shots before being replaced by Steve DeBus who stopped all eight shots he faced in the third period.

## Tale of the Tape

### Series Information

Minnesota leads 4-0-0  
 First meeting - 12/28/77, MN 2-0  
 Last meeting - 12/27/97, MN 6-3

### Team Comparisons

| UM             |                    | Brown        |
|----------------|--------------------|--------------|
| 37/131 (.272)  | PP                 | 14/82 (.171) |
| 110/126 (.873) | PK                 | 51/83 (.614) |
| 10-3-1         | Home               | 3-5-0        |
| 5-4-1          | Away               | 1-7-2        |
| 4.2            | Goals/Game         | 2.7          |
| 2.7            | Goals Allowed/Game | 4.0          |
| 8.7            | Penalties/Game     | 6.2          |
| 36.4           | Shots on Goal/Game | 26.5         |

## Tale of the Tape II

### Series Information

Minnesota leads 1-0-0  
 First meeting - 10/14/00, MN 9-3

### Team Comparisons

| UM             |                    | Bemidji State |
|----------------|--------------------|---------------|
| 37/131 (.272)  | PP                 | 17/110 (.155) |
| 110/126 (.873) | PK                 | 90/121 (.744) |
| 10-3-1         | Home               | 1-8-1         |
| 5-4-1          | Away               | 0-11-0        |
| 4.2            | Goals/Game         | 2.3           |
| 2.7            | Goals Allowed/Game | 4.4           |
| 8.7            | Penalties/Game     | 6.0           |
| 36.4           | Shots on Goal/Game | 27.3          |

## Preseason Pub

### Grand Forks Herald WCHA Coaches Poll

|                        |    |
|------------------------|----|
| 1. North Dakota (6)    | 77 |
| 2. Wisconsin (3)       | 70 |
| 3. St. Cloud State (1) | 61 |
| Minnesota              | 61 |
| 5. Colorado College    | 54 |
| 6. Denver              | 37 |
| 7. MSU, Mankato        | 35 |
| 8. Alaska-Anchorage    | 23 |
| Minnesota-Duluth       | 23 |
| 10. Michigan Tech      | 9  |

### WCHA Preseason Player of the Year

Dany Heatley, Wisconsin

### WCHA Preseason Rookie of the Year

Connor James, Denver  
 Troy Riddle, Minnesota

## USCHO.com

### USCHO.com Division I Men's Poll

|                        |     |
|------------------------|-----|
| 1. Michigan State (40) | 600 |
| 2. Boston College      | 541 |
| 3. North Dakota        | 511 |
| 4. St. Cloud State     | 470 |
| 5. Colorado College    | 441 |
| 6. New Hampshire       | 389 |
| 7. Michigan            | 363 |
| 8. Minnesota           | 320 |
| 9. Western Michigan    | 309 |
| 10. Maine              | 194 |

### WCHA Teams Receiving Votes:

|                  |     |
|------------------|-----|
| 12. Denver       | 121 |
| 13. Wisconsin    | 107 |
| 21. MSU, Mankato | 3   |

## USA Today

### USA Today/American Hockey Magazine Poll

|                        |     |
|------------------------|-----|
| 1. Michigan State (18) | 270 |
| 2. Boston College      | 240 |
| 3. St. Cloud State     | 223 |
| 4. North Dakota        | 221 |
| 5. Colorado College    | 202 |
| 6. Michigan            | 179 |
| 7. New Hampshire       | 174 |
| 8. Western Michigan    | 135 |
| 9. Minnesota           | 132 |
| 10. Providence         | 91  |

### WCHA Teams Receiving Votes:

|                  |   |
|------------------|---|
| 20. MSU, Mankato | 2 |
|------------------|---|

## THE LAST TIME IT HAPPENED

### Minnesota Swept A Road Series:

January 5-6, 2001 @ Alaska Anchorage (3-1, 4-2)

### Minnesota Was Swept In A Road Series:

December 1-2, 2000 @ Denver (4-0, 4-1)

### Minnesota Swept A Home Series:

Nov. 3-4, 2000 vs. Wisconsin (4-0, 5-2)

### Minnesota Was Swept In A Home Series:

February 25-26, 2000 vs. Wisconsin (4-2, 5-4)

### Minnesota Shut Out An Opponent:

November 17, 2000 at St. Cloud State  
(Adam Hauser, 2-0)

### An Opponent Shut Out Minnesota:

December 1, 2000 at Denver (Wade Dubielewicz, 4-0)

### Minnesota Player Scored A Hat Trick:

January 20, 2001 at Wisconsin  
(Grant Potulny, 8-2 Minnesota win)

### Minnesota Player Scored A Pure Hat Trick:

February 26, 1999 @ Minnesota-Duluth  
(Wyatt Smith, 4-1 Minnesota win)

### An Opponent Scored A Hat Trick:

January 22, 1999 @ North Dakota  
(Jeff Panzer, four goals, 5-4, Minnesota loss)

### Minnesota Player Scored Four Goals In A Game:

February 27, 1999 @ Minnesota-Duluth  
(Reggie Berg, 10-7 Minnesota win)

### Minnesota Won When Trailing After Two Periods:

March 11, 2000 @ Colorado College in WCHA First Round (3-2 OT/trailing 1-0 heading into third period)

### Minnesota Had 50 or More Shots On Goal In A Game:

November 3, 2000 vs. Wisconsin  
(51 shots, 4-0 Minnesota win)

### Opponent Had 50 or More Shots On Goal In A Game:

January 31, 1997 @ North Dakota  
(51 shots, 6-4 Minnesota loss)

### Minnesota Player Scored A Shorthanded Goal:

January 13, 2001 vs. North Dakota  
(Aaron Miskovich, third period, 5-1 win)

### Minnesota Won In Overtime:

March 11, 2000 vs. Colorado College (3-2)

### Minnesota Lost In Overtime:

March 4, 2000 @ St. Cloud State (4-3)

### Minnesota Tied In Overtime:

November 11, 2000 at North Dakota (5-5)

### Minnesota Scored 10 Goals Or More In A Game:

December 9 vs. Quinnipiac  
(11-2 Minnesota win)

### Opponent Scored 10 Goals Or More In A Game:

January 30, 1993 @ Michigan Tech  
(10-2 Minnesota loss)

## Career Game Highs

### #1 Adam Hauser

Goals Allowed: 0 (6 times, last 11/17/00 at SCSU)  
Saves: 44 (10/22/99 vs. North Dakota)  
Saves %: 1.000 (6 times, last 11/17/00 at SCSU)

### #2 Mark Nenovich

Goals: 1 (2 times, last 3/11/00 at CC)  
Assists: 1 (2 times, last 1/30/00 vs. MSU, Mank.)  
Points (Game): 2 (12/29/99 vs. Harvard)

### #3 Jordan Leopold

Goals: 2 (3 times, last 11/10/00 at UND)  
Assists: 3 (4 times, last 1/20/01 at Wis.)  
Points (Game): 4 (2 times, 1/20/01 at Wis.)

### #4 Dylan Mills

Goals: 2 (1/29/00 vs. MSU, Mankato)  
Assists: 2 (12 times, last 1/6/01 at UAA)  
Points: 4 (1/29/00 vs. MSU, Mankato)

### #7 Erik Westrum

Goals: 3 (11/13/99 at Wisconsin)  
Assists: 4 (10/14/00 at Bemidji State)  
Points: 5 (10/14/00 at Bemidji State)

### #9 John Pohl

Goals: 3 (1/15/00 vs. Denver)  
Assists: 4 (1/14/00 vs. Denver)  
Points: 4 (3 times, last 1/15/00 vs. Denver)

### #10 Paul Martin

Goals: 1 (12/9/00 vs. Quinnipiac)  
Assists: 2 (1/20/01 at Wis.)  
Points: 2 (2 times, last 1/20/01 vs. Wis.)

### #11 Erik Wendell

Goals: 1 (12 times, last 10/21/00 vs. UMD)  
Assists: 1 (9 times, last 2/26/00 vs. Wis.)  
Points: 2 (2 times, last 3/12/99 vs. UAA)

### #12 Matt Koalska

Goals: 1 (5 times, last 1/20/01 at Wis.)  
Assists: 2 (12/9/00 vs. Quinnipiac)  
Points: 2 (4 times, last 12/9/00 vs. Quin.)

### #15 Stuart Senden

Goals: 3 (12/9/00 vs. Quinnipiac)  
Assists: 2 (2 times, last 10/21/00 vs. UMD)  
Points: 3 (12/9/00 vs. Quinnipiac)

### #16 Nick Anthony

Goals: 1 (6 times, last 1/6/01 at UAA)  
Assists: 2 (12/9/00 vs. Quinnipiac)  
Points: 3 (12/9/00 vs. Quinnipiac)

### #18 Grant Potulny

Goals: 3 (1/20/01 at Wis.)  
Assists: 1 (6 times, last 1/5/01 at UAA)  
Points: 3 (2 times, last 1/20/01 at Wis.)

### #19 Matt DeMarchi

Goals: 1 (2 times, last 10/14/00 at BSU)  
Assists: 2 (3/16/00 vs. MSU, Mankato)  
Points: 2 (2 times, last 10/14/00 at BSU)

### #20 Joey Martin

Goals: n/a  
Assists: 1 (12/30/00 vs. LSSU)  
Points: n/a

### #21 Troy Riddle

Goals: 2 (10/14/00 at Bemidji State)  
Assists: 3 (1/20/01 at Wis.)  
Points: 2 (10/14/00 at Bemidji State)

### #22 Jeff Taffe

Goals: 2 (1/29/00 vs. MSU, Mankato)  
Assists: 4 (2/18/00 at Michigan Tech)  
Points: 4 (2 times, last 1/20/01 at Wis.)

### #24 Ben Tharp

Goals: 1 (2 times, last 10/21/00 vs. UMD)  
Assists: 3 (2/18/00 at Michigan Tech)  
Points: 3 (2/18/00 at Michigan Tech)

### #25 Pat O'Leary

Goals: 2 (2 times, last 12/30/00 vs. LSSU)  
Assists: 1 (6 times, last 1/6/01 at UAA)  
Points: 2 (2 times, last 1/6/01 at UAA)

### #26 Nick Angell

Goals: 1 (6 times, last 12/30/00 vs. LSSU)  
Assists: 2 (12/10 at SCSU)  
Points: 2 (3 times, last 10/21/00 vs. UMD)

### #27 Aaron Miskovich

Goals: 2 (4 times, last 2/11/00 vs. CC)  
Assists: 4 (1/15/00 vs. Denver)  
Points: 4 (2 times, last 2/11/00 vs. CC)

### #28 Matt Leimbek

Goals: 2 (10/28 vs. UAA)  
Assists: 2 (2 times, last 1/29/99 vs. MTU)  
Points: 3 (1/29/99 vs. Michigan Tech)

### #34 Pete Samargia

Goals Allowed: 4 (3/4/00 at SCSU)  
Saves (Game): 35 (3/4/00 at SCSU)  
Saves%: .897 (3/4/00 at SCSU)

## Did You Know?

**Minnesota and the NHL:** Fifty-four percent (14/26) of the Golden Gophers on this year's squad have been drafted by teams in the NHL, the highest percentage ever at Minnesota. Prior to the 1998-99 season, only 25 percent (7/28) of players on the roster had been chosen.

### CAREER GOALS – CURRENT PLAYERS

|                 |    |
|-----------------|----|
| Erik Westrum    | 58 |
| Aaron Miskovich | 39 |
| John Pohl       | 37 |
| Stuart Senden   | 21 |
| Jordan Leopold  | 20 |
| Jeff Taffe      | 18 |
| Erik Wendell    | 13 |
| Dylan Mills     | 12 |
| Grant Potulny   | 12 |
| Pat O'Leary     | 10 |
| Troy Riddle     | 10 |
| Matt Leimbek    | 9  |
| Nick Anthony    | 7  |
| Nick Angell     | 6  |
| Matt Koalska    | 6  |
| Matt DeMarchi   | 4  |
| Mark Nenovich   | 2  |
| Ben Tharp       | 2  |
| Paul Martin     | 1  |

### CAREER ASSISTS – CURRENT PLAYERS

|                 |    |
|-----------------|----|
| Erik Westrum    | 81 |
| John Pohl       | 65 |
| Dylan Mills     | 58 |
| Jordan Leopold  | 55 |
| Aaron Miskovich | 40 |
| Jeff Taffe      | 27 |
| Matt Leimbek    | 19 |
| Nick Angell     | 18 |
| Stuart Senden   | 16 |
| Ben Tharp       | 15 |
| Nick Anthony    | 12 |
| Matt DeMarchi   | 10 |
| Erik Wendell    | 10 |
| Grant Potulny   | 8  |
| Matt Koalska    | 7  |
| Pat O'Leary     | 7  |
| Paul Martin     | 5  |
| Troy Riddle     | 5  |
| Jon Waibel      | 3  |
| Mark Nenovich   | 2  |
| Joey Martin     | 2  |

### CAREER POINTS – CURRENT PLAYERS

|                 |     |
|-----------------|-----|
| Erik Westrum    | 139 |
| John Pohl       | 102 |
| Aaron Miskovich | 79  |
| Jordan Leopold  | 76  |
| Dylan Mills     | 70  |
| Jeff Taffe      | 45  |
| Stuart Senden   | 37  |
| Matt Leimbek    | 28  |
| Nick Angell     | 24  |
| Erik Wendell    | 23  |
| Nick Anthony    | 19  |
| Grant Potulny   | 19  |
| Ben Tharp       | 17  |
| Pat O'Leary     | 17  |
| Troy Riddle     | 15  |
| Matt DeMarchi   | 14  |
| Matt Koalska    | 12  |
| Paul Martin     | 6   |
| Mark Nenovich   | 4   |
| Jon Waibel      | 3   |
| Joey Martin     | 2   |

### CAREER GAMES – CURRENT PLAYERS

|                 |     |
|-----------------|-----|
| Erik Westrum    | 143 |
| Dylan Mills     | 142 |
| Aaron Miskovich | 134 |
| Stuart Senden   | 124 |
| Matt Leimbek    | 109 |
| John Pohl       | 105 |
| Jordan Leopold  | 102 |
| Adam Hauser     | 101 |
| Nick Angell     | 94  |
| Erik Wendell    | 89  |
| Pat O'Leary     | 63  |
| Matt DeMarchi   | 61  |
| Jeff Taffe      | 60  |
| Nick Anthony    | 54  |
| Ben Tharp       | 53  |
| Mark Nenovich   | 51  |
| Matt Koalska    | 25  |
| Grant Potulny   | 25  |
| Jon Waibel      | 25  |
| Paul Martin     | 21  |
| Troy Riddle     | 21  |
| Joey Martin     | 12  |
| Chad Roberg     | 6   |

## WCHA Standings/Schedule

| Team (Overall Record, win %)    | GP | W  | L  | T | Pts | GF | GA | GDif |
|---------------------------------|----|----|----|---|-----|----|----|------|
| North Dakota (16-5-5, .712)     | 18 | 12 | 4  | 2 | 26  | 79 | 56 | +23  |
| Colorado College (17-5-1, .761) | 17 | 12 | 5  | 0 | 24  | 66 | 43 | +23  |
| St. Cloud State (19-4-1, .813)  | 16 | 12 | 4  | 0 | 24  | 59 | 38 | +21  |
| Minnesota (16-7-2, .680)        | 18 | 11 | 5  | 2 | 24  | 66 | 46 | +20  |
| Denver (12-10-3, .540)          | 19 | 9  | 8  | 2 | 20  | 52 | 54 | -2   |
| Wisconsin (14-11-1, .558)       | 18 | 9  | 8  | 1 | 19  | 49 | 56 | -7   |
| MSU, Mankato (13-10-1, .563)    | 16 | 7  | 8  | 1 | 15  | 53 | 53 | 0    |
| Michigan Tech (6-16-2, .292)    | 18 | 4  | 13 | 1 | 9   | 47 | 71 | -24  |
| Alaska Anchorage (5-15-2, .273) | 18 | 3  | 13 | 2 | 8   | 41 | 67 | -26  |
| Minnesota-Duluth (5-17-2, .250) | 16 | 2  | 13 | 1 | 5   | 41 | 69 | -28  |

## Season Highs/Lows Team

|                                    |  |
|------------------------------------|--|
| MOST GOALS/GAME                    | (11) 12/9 vs. Quinnipiac   |
| LEAST GOALS/GAME                   | (0) 12/1 at Denver   |
| MOST ASSISTS/GAME                  | (15) 12/9 vs. Quinnipiac   |
| LEAST ASSISTS/GAME                 | (0) 12/1 at Denver   |
| MOST GOALS AGAINST/GAME            | (7) 11/10 at North Dakota  |
| LEAST GOALS AGAINST/GAME           | (0) two times, 11/17 at SCSU   |
| MOST ASSISTS AGAINST/GAME          | (12) 11/10 at North Dakota   |
| LEAST ASSISTS AGAINST/GAME         | (0) two times, 11/17 at SCSU   |
| MOST GOALS/PERIOD                  | (5) 11/10 at North Dakota - second period                              |
| MOST GOALS AGAINST/PERIOD          | (4) 11/10 at North Dakota - third period                               |
| MOST POWER PLAY GOALS/GAME         | (5) 1/20 at Wisconsin  |
| MOST POWER PLAY GOALS ALLOWED/GAME | (2) four times, last 12/30 vs. LSSU                                    |
| MOST SHOTS ON GOAL/GAME            | (54) 10/14 @ Bemidji State   |
| LEAST SHOTS ON GOAL/GAME           | (26) 11/17 at SCSU   |
| MOST SHOTS AGAINST/GAME            | (40) 11/10 at North Dakota   |
| LEAST SHOTS AGAINST/GAME           | (13) 10/20 vs. UMD   |
| MOST SHOTS ON GOAL/PERIOD          | (24) two times, last 11/3 vs. Wisconsin - second period                |
| MOST SHOTS AGAINST/PERIOD          | (16) two times, last 1/20 at Wisconsin - first period                  |
| MOST PENALTIES/GAME                | (21) 10/7 vs. Notre Dame   |
| LEAST PENALTIES/GAME               | (2) 10/27 vs. Alaska-Anchorage   |
| MOST PIM/GAME                      | (44) 11/3 vs. Wisconsin  |
| LEAST PIM/GAME                     | (4) 10/27 vs. Alaska-Anchorage   |
| MOST OPP. PENALTIES/GAME           | (20) 10/7 vs. Notre Dame   |
| LEAST OPP. PENALTIES/GAME          | (2) 10/27 vs. Alaska-Anchorage   |
| MOST OPP. PIM/GAME                 | (51) 10/7 vs. Notre Dame   |
| LEAST OPP. PIM/GAME                | (4) 10/27 vs. Alaska-Anchorage   |
| QUICKEST TWO GOALS                 | (0:14) 11/10 at North Dakota – second period (Taffe, Koalska)          |
| QUICKEST THREE GOALS               | (1:17) 11/10 at North Dakota – second period (Leopold, Taffe, Koalska) |

## Individual

|                    |   |
|--------------------|---|
| GOALS/GAME         | (3) two times, last Grant Potulny, 1/20 at Wisconsin                  |
| GOALS/PERIOD       | (2) five times, last Grant Potulny, 1/20 at Wisconsin - second period |
| ASSISTS/GAME       | (4) Erik Westrum, 10/14 at Bemidji State                              |
| ASSISTS/PERIOD     | (2) 11 times, last Troy Riddle, 1/20 at Wisconsin - second period     |
| POINTS/GAME        | (5) Erik Westrum, 10/14 at Bemidji State                              |
| POINTS/PERIOD      | (3) two times, last Jeff Taffe, 11/10 at North Dakota - second period |
| PENALTIES/GAME     | (4) two times, last Matt DeMarchi, 11/4 vs. Wisconsin                 |
| PIM/GAME           | (16) Matt DeMarchi, 11/4 vs. Wisconsin                                |
| SHOTS ON GOAL/GAME | (9) Jordan Leopold, 12/29 vs. Union                                   |
| SAVES/GAME         | (36) Adam Hauser, 11/4 vs. Wisconsin                                  |

## Month-By-Month

| No. | Player          | Oct.              | Nov.              | Dec.               | Jan.               | Feb. | March | Total                  |
|-----|-----------------|-------------------|-------------------|--------------------|--------------------|------|-------|------------------------|
| 1   | Adam Hauser     | 5-0-1, 2.14, .889 | 4-3-1, 2.86, .911 | 3-2-0, 2.86, .862  | 4-2-0, 2.43, .913  |      |       | 16-7-2, 2.66, .896     |
| 2   | Mark Nenovich   | 0-0--0 (0)        | 0-0--0 (6)        | 0-0--0 (2)         | 0-0--0 (2)         |      |       | 0-0--0 (10)            |
| 3   | Jordan Leopold  | 2-7--9 (6)        | 3-7--10 (8)       | 0-4--1 (5)         | 2-4--6 (6)         |      |       | 7-22--29 (25)          |
| 4   | Dylan Mills     | 0-3--3 (6)        | 0-4--4 (8)        | 1-3--4 (5)         | 0-5--5 (6)         |      |       | 1-15--16 (25)          |
| 5   | Jon Waibel      | 0-1--1 (6)        | 0-1--1 (8)        | 0-0--0 (5)         | 0-1--1 (6)         |      |       | 0-3--3 (25)            |
| 7   | Erik Westrum    | 6-7--13 (6)       | 4-5--9 (8)        | 4-2--6 (5)         | 1-3--4 (6)         |      |       | 15-17--32 (25)         |
| 9   | John Pohl       | 1-5--6 (6)        | 6-4--10 (8)       | 2-2--4 (5)         | 3-3--6 (4)         |      |       | 12-14--26 (24)         |
| 10  | Paul Martin     | 0-0--0 (6)        | 0-1--1 (8)        | 1-1--2 (3)         | 0-3--3 (4)         |      |       | 1-5--6 (21)            |
| 11  | Erik Wendell    | 1-0--1 (6)        | 1-0--0 (3)        | 0-0--0 (2)         | 0-1--1 (6)         |      |       | 2-1--3 (17)            |
| 12  | Matt Koalska    | 2-2--4 (6)        | 2-1--3 (8)        | 0-4--4 (5)         | 2-0--2 (6)         |      |       | 6-7--13 (25)           |
| 14  | Chad Roberg     | 0-0--0 (0)        | 0-0--0 (3)        | 0-0--0 (1)         | 0-0--0 (2)         |      |       | 0-0--0 (6)             |
| 15  | Stuart Senden   | 0-2--2 (4)        | 1-0--1 (2)        | 4-0--1 (5)         | 0-1--1 (6)         |      |       | 5-3--8 (17)            |
| 16  | Nick Anthony    | 0-4--4 (6)        | 1-1--1 (4)        | 1-2--3 (5)         | 1-1--2 (6)         |      |       | 3-8--11 (21)           |
| 18  | Grant Potulny   | 3-2--5 (6)        | 2-1--3 (8)        | 2-3--5 (5)         | 5-1--6 (6)         |      |       | 12-7--19 (25)          |
| 19  | Matt DeMarchi   | 1-3--4 (6)        | 0-1--1 (6)        | 1-0--1 (5)         | 1-0--1 (6)         |      |       | 3-4--7 (23)            |
| 20  | Joey Martin     | 0-0--0 (0)        | 0-0--0 (3)        | 0-1--1 (3)         | 0-1--1 (6)         |      |       | 0-2--2 (12)            |
| 21  | Troy Riddle     | 6-1--7 (6)        | 2-1--3 (8)        | 1-0--1 (3)         | 1-3--4 (4)         |      |       | 10-5--15 (21)          |
| 22  | Jeff Taffe      | 2-4--6 (6)        | 3-6--9 (8)        | 0-3--3 (3)         | 3-4--7 (4)         |      |       | 8-17--25 (21)          |
| 24  | Ben Tharp       | 2-1--3 (6)        | 0-0--0 (5)        | 0-2--0 (5)         | 0-0--0 (6)         |      |       | 2-3--5 (22)            |
| 25  | Pat O'Leary     | 1-0--1 (5)        | 0-2--2 (7)        | 2-0--0 (5)         | 1-2--3 (6)         |      |       | 4-4--8 (22)            |
| 26  | Nick Angell     | 1-2--3 (6)        | 0-1--1 (8)        | 1-1--2 (5)         | 0-0--0 (2)         |      |       | 2-4--6 (21)            |
| 27  | Aaron Miskovich | 2-1--3 (6)        | 3-2--5 (8)        | 0-1--1 (5)         | 3-1--4 (6)         |      |       | 8-5--13 (24)           |
| 28  | Matt Leimbek    | 3-0--3 (3)        | 0-2--2 (8)        | 0-0--0 (5)         | 0-0--0 (3)         |      |       | 3-2--5 (19)            |
| 34  | Pete Samargia   | 0-0-0, 0.00, .000 | 0-0-0, 0.00, .000 | 0-0-0, 0.00, 1.000 | 0-0-0, 0.00, 1.000 |      |       | 0-0-0, 0.00, 1.000 (2) |

## fall signings announced

**Keith Ballard**, a 5'11", 200-pound defenseman from Baudette, Minn., is spending this season with the Omaha Lancers in the United States Hockey League. This season through 31 games with the Lancers, he ranks third on the team in scoring with 14 goals and 12 assists for 26 points. Ballard played last season in the United State Junior Development program in Ann Arbor, Mich. He had 12 goals and 21 assists in 58 games and led all defensemen in scoring.

**Mike Erickson** is a 6'2", 180-pound forward from Eden Prairie High School in Eden Prairie, Minn. Erickson was an All-State, All-Metro and All-Conference selection during his junior season. He led the State Class AA in scoring with 38 goals and 25 assists for 63 points. A two-year letterwinner and team MVP last year, Erickson has amassed career totals of 62 goals, 43 assists and 105 points. He is also the starting quarterback for the Eden Prairie football team which won the 2000 state title.

**Jake Fleming**, a 5'9", 170-pound center from Osseo, Minn., is spending this season with the Omaha Lancers in the United State Hockey League. He has tallied seven goals and 15 assists through 30 games this season with the Lancers. Fleming played last season in the United States Junior Development program in Ann Arbor, Mich. He had nine goals and 18 assists, which ranked sixth on the team. Fleming also spent time with the team during the 1998-99 season.

**Garrett Smaagaard**, a 5'11", 165-pound forward from Eden Prairie High School in Eden Prairie, Minn., joins teammate Mike Erickson in signing with the Golden Gophers. Smaagaard earned All-Metro and All-Conference laurels during his junior campaign and tallied 22 goals and 36 assists for 58 points. A two-year letterwinner, he has career totals of 41 goals, 60 assists and 101 points. Smaagaard is also a starting defensive back and wide receiver for the Eden Prairie football team which finished the 2000 season unbeaten and won the state title.

**Barry Tallackson** is a 6'4", 192-pound forward from St. Paul, Minn., who is playing with the United States Junior Development program in Ann Arbor, Mich. He leads the team with 12 goals in 23 games this season. Tallackson has spent two years in Ann Arbor and tallied 14 goals and six assists in 53 games last season. He played at St. Paul Johnson as a sophomore.

**Travis Weber**, a 5'11", 205-pound goaltender from Hibbing, Minn., is playing with the United States Junior Development program. Last year, he posted a team-best 2.73 goals-against-average and .894 save percentage in Ann Arbor, Mich. This season, Weber was in goal as the team defeated then-sixth ranked Michigan State 6-4.

## 2000-01 Minnesota Schedule/Results

| <u>Date</u> | <u>Opponent</u>      | <u>Result</u> | <u>MN/OPP</u><br><u>Shots</u> | <u>MN/OPP</u><br><u>Power-Play</u> | <u>MN/OPP</u><br><u>Penalties</u> | <u>Goaltender</u> | <u>Attend.</u> |
|-------------|----------------------|---------------|-------------------------------|------------------------------------|-----------------------------------|-------------------|----------------|
| 10/7        | vs. Notre Dame       | W 7-3         | 31-18                         | 3-5/0-6                            | 21-42/20-51                       | Hauser 1-0-0      | 18,064         |
| 10/14       | at Bemidji State     | W 9-3         | 54-16                         | 3-6/1-5                            | 7-14/7-14                         | Hauser 2-0-0      | 2,358          |
| 10/20       | MINNESOTA-DULUTH*    | W 3-1         | 33-13                         | 2-7/0-5                            | 6-12/8-16                         | Hauser 3-0-0      | 9,749          |
| 10/21       | MINNESOTA-DULUTH*    | W 9-2         | 43-30                         | 4-6/1-8                            | 17-42/14-36                       | Hauser 4-0-0      | 9,731          |
| 10/27       | ALASKA ANCHORAGE*    | W 3-1         | 34-23                         | 1-2/0-2                            | 2-4/2-4                           | Hauser 5-0-0      | 9,322          |
| 10/28       | ALASKA ANCHORAGE*    | T 3-3         | 44-17                         | 0-3/0-2                            | 4-8/5-10                          | Hauser 5-0-1      | 9,339          |
| 11/3        | WISCONSIN*           | W 4-0         | 51-31                         | 1-8/0-7                            | 11-22/13-34                       | Hauser 6-0-1      | 9,851          |
| 11/4        | WISCONSIN*           | W 5-2         | 40-38                         | 3-8/0-6                            | 14-44/17-45                       | Hauser 7-0-1      | 9,878          |
| 11/10       | at North Dakota*     | L 5-7         | 42-40                         | 1-3/2-5                            | 9-18/8-16                         | Hauser 7-1-1      | 6,067          |
| 11/11       | at North Dakota*     | T 5-5         | 36-33                         | 3-4/1-5                            | 10-20/9-18                        | Hauser 7-1-2      | 6,067          |
| 11/17       | at St. Cloud State*  | W 2-0         | 29-25                         | 0-8/0-6                            | 11-22/14-47                       | Hauser 8-1-2      | 6,685          |
| 11/18       | ST. CLOUD STATE*     | W 4-3         | 32-35                         | 2-5/2-7                            | 11-38/7-22                        | Hauser 9-1-2      | 9,826          |
| 11/24       | MICHIGAN STATE       | L 2-3         | 27-31                         | 0-2/1-4                            | 5-10/3-6                          | Hauser 9-2-2      | 9,850          |
| 11/25       | MICHIGAN             | L 1-4         | 34-26                         | 0-4/1-2                            | 3-6/5-10                          | Hauser 9-3-2      | 9,767          |
| 12/1        | at Denver*           | L 0-4         | 33-20                         | 0-9/1-7                            | 7-14/9-18                         | Hauser 9-4-2      | 3,514          |
| 12/2        | at Denver*           | L 1-4         | 29-20                         | 0-3/2-6                            | 6-12/3-6                          | Hauser 9-5-2      | 4,275          |
| 12/9        | QUINNIPIAC           | W 11-2        | 45-17                         | 2-5/0-3                            | 3-6/5-10                          | Hauser 10-5-2     | 9,195          |
| 12/29       | UNION                | W 3-2         | 48-15                         | 1-7/1-4                            | 13-34/16-40                       | Hauser 11-5-2     | 9,022          |
| 12/30       | LAKE SUPERIOR STATE  | W 5-4         | 26-23                         | 2-5/2-2                            | 5-10/8-16                         | Hauser 12-5-2     | 9,440          |
| 1/5         | at Alaska Anchorage* | W 3-1         | 30-27                         | 3-5/0-6                            | 11-22/11-30                       | Hauser 13-5-2     | 4,069          |
| 1/6         | at Alaska Anchorage* | W 4-2         | 27-28                         | 0-2/0-2                            | 4-8/4-8                           | Hauser 14-5-2     | 4,196          |
| 1/12        | NORTH DAKOTA*        | L 1-4         | 30-26                         | 0-6/0-5                            | 6-12/7-14                         | Hauser 14-6-2     | 9,857          |
| 1/13        | NORTH DAKOTA*        | W 5-1         | 35-21                         | 1-4/0-6                            | 11-33/9-29                        | Hauser 15-6-2     | 9,855          |
| 1/19        | at Wisconsin*        | L 2-4         | 36-34                         | 0-5/0-6                            | 9-18/8-16                         | Hauser 15-7-2     | 12,698         |
| 1/20        | at Wisconsin*        | W 8-2         | 44-36                         | 5-8/1-7                            | 9-18/10-20                        | Hauser 16-7-2     | 15,237         |
| 1/23        | BROWN                |               |                               |                                    |                                   |                   |                |
| 1/27        | BEMIDJI STATE        |               |                               |                                    |                                   |                   |                |
| 2/2         | MICHIGAN TECH*       |               |                               |                                    |                                   |                   |                |
| 2/3         | MICHIGAN TECH*       |               |                               |                                    |                                   |                   |                |
| 2/9         | at MSU, Mankato*     |               |                               |                                    |                                   |                   |                |
| 2/10        | at MSU, Mankato*     |               |                               |                                    |                                   |                   |                |
| 2/16        | COLORADO COLLEGE*    |               |                               |                                    |                                   |                   |                |
| 2/17        | COLORADO COLLEGE*    |               |                               |                                    |                                   |                   |                |
| 2/23        | at Minnesota-Duluth* |               |                               |                                    |                                   |                   |                |
| 2/24        | at Minnesota-Duluth* |               |                               |                                    |                                   |                   |                |
| 3/2         | ST. CLOUD STATE*     |               |                               |                                    |                                   |                   |                |
| 3/3         | at St. Cloud State*  |               |                               |                                    |                                   |                   |                |
| 3/9-11      | WCHA First Round     |               |                               |                                    |                                   |                   |                |
| 3/15-17     | WCHA Final Five      |               |                               |                                    |                                   |                   |                |
| 3/23-25     | NCAA Regionals       |               |                               |                                    |                                   |                   |                |
| 4/5         | NCAA Semifinals      |               |                               |                                    |                                   |                   |                |
| 4/7         | NCAA Finals          |               |                               |                                    |                                   |                   |                |

\*WCHA Contests

### Minnesota Men - 2000-2001 Team Statistics

2000-2001 Schedule & Results | 2000-2001 Roster | 1999-2000 Team Statistics

| Minnesota             |         | Overall - 25 Games Played (16- 7- 2 .680) |              |         |         |        |               |          |            |        |         |      | Conf Only - 18 Games Played (11- 5- 2 .667) |              |     |         |               |      |          |         |    |      |    |    |        |    |      |   |   |    |   |   |   |   |
|-----------------------|---------|---|--------------|---------|---------|--------|---------------|----------|------------|--------|---------|------|---|--------------|-----|---------|---------------|------|----------|---------|----|------|----|----|--------|----|------|---|---|----|---|---|---|---|
| Player                | YR/POS  | GP  | G            | A       | PTS     | P/GM   | G/GM          | PEN/MIN  | PP         | SH     | GW      | GT   | EN  | GP           | G   | A       | PTS           | P/GM | G/GM     | PEN/MIN | PP | SH   | GW | GT | EN     |    |      |   |   |    |   |   |   |   |
| Erik Westrum          | SR F    | 25  | 15           | 17      | 32      | 1.28   | 0.60          | 22/ 44   | 5          | 2      | 2       | 0    | 1   | 18           | 7   | 12      | 19            | 1.06 | 0.39     | 17/ 34  | 3  | 2    | 1  | 0  | 1      |    |      |   |   |    |   |   |   |   |
| Jordan Leopold        | JR D    | 25  | 7            | 22      | 29      | 1.16   | 0.28          | 10/ 20   | 2          | 0      | 0       | 1    | 0   | 18           | 6   | 13      | 19            | 1.06 | 0.33     | 7/ 14   | 2  | 0    | 0  | 1  | 0      |    |      |   |   |    |   |   |   |   |
| John Pohl             | JR F    | 23  | 12           | 14      | 26      | 1.13   | 0.52          | 6/ 20    | 8          | 0      | 1       | 0    | 1   | 16           | 10  | 10      | 20            | 1.25 | 0.62     | 1/ 2    | 7  | 0    | 1  | 0  | 1      |    |      |   |   |    |   |   |   |   |
| Jeff Taffe            | SO F    | 21  | 8            | 17      | 25      | 1.19   | 0.38          | 16/ 40   | 3          | 0      | 4       | 0    | 0   | 16           | 7   | 11      | 18            | 1.12 | 0.44     | 13/ 34  | 2  | 0    | 3  | 0  | 0      |    |      |   |   |    |   |   |   |   |
| Grant Potulny         | FR F    | 25  | 12           | 7       | 19      | 0.76   | 0.48          | 9/ 18    | 10         | 0      | 2       | 0    | 0   | 18           | 7   | 2       | 9             | 0.50 | 0.39     | 8/ 16   | 6  | 0    | 1  | 0  | 0      |    |      |   |   |    |   |   |   |   |
| Dylan Mills           | SR D    | 25  | 1            | 15      | 16      | 0.64   | 0.04          | 19/ 38   | 0          | 0      | 0       | 0    | 0   | 18           | 0   | 11      | 11            | 0.61 | 0.00     | 15/ 30  | 0  | 0    | 0  | 0  | 0      |    |      |   |   |    |   |   |   |   |
| Troy Riddle           | FR F    | 21  | 10           | 5       | 15      | 0.71   | 0.48          | 9/ 26    | 3          | 1      | 1       | 1    | 0   | 16           | 6   | 5       | 11            | 0.69 | 0.38     | 9/ 26   | 1  | 1    | 1  | 1  | 0      |    |      |   |   |    |   |   |   |   |
| Aaron Miskovich       | SR F    | 24  | 8            | 5       | 13      | 0.54   | 0.33          | 8/ 27    | 1          | 3      | 2       | 0    | 1   | 17           | 6   | 4       | 10            | 0.59 | 0.35     | 6/ 23   | 1  | 1    | 2  | 0  | 1      |    |      |   |   |    |   |   |   |   |
| Matt Koalska          | FR F    | 25  | 6            | 7       | 13      | 0.52   | 0.24          | 8/ 16    | 3          | 0      | 0       | 0    | 0   | 18           | 5   | 3       | 8             | 0.44 | 0.28     | 5/ 10   | 3  | 0    | 0  | 0  | 0      |    |      |   |   |    |   |   |   |   |
| Nick Anthony          | SO F    | 21  | 3            | 8       | 11      | 0.52   | 0.14          | 10/ 20   | 0          | 0      | 1       | 0    | 0   | 16           | 2   | 3       | 5             | 0.31 | 0.12     | 7/ 14   | 0  | 0    | 1  | 0  | 0      |    |      |   |   |    |   |   |   |   |
| Stuart Senden         | SR F    | 17  | 5            | 3       | 8       | 0.47   | 0.29          | 5/ 10    | 0          | 0      | 0       | 0    | 0   | 10           | 1   | 3       | 4             | 0.40 | 0.10     | 3/ 6    | 0  | 0    | 0  | 0  | 0      |    |      |   |   |    |   |   |   |   |
| Pat O'Leary           | JR F    | 22  | 4            | 4       | 8       | 0.36   | 0.18          | 9/ 18    | 1          | 0      | 1       | 0    | 0   | 16           | 1   | 4       | 5             | 0.31 | 0.06     | 8/ 16   | 0  | 0    | 0  | 0  | 0      |    |      |   |   |    |   |   |   |   |
| Matt DeMarchi         | SO D    | 23  | 3            | 4       | 7       | 0.30   | 0.13          | 31/ 78   | 0          | 0      | 0       | 0    | 0   | 16           | 1   | 3       | 4             | 0.25 | 0.06     | 22/ 60  | 0  | 0    | 0  | 0  | 0      |    |      |   |   |    |   |   |   |   |
| Nick Angell           | JR D    | 21  | 2            | 4       | 6       | 0.29   | 0.10          | 8/ 16    | 0          | 0      | 1       | 0    | 0   | 14           | 1   | 2       | 3             | 0.21 | 0.07     | 7/ 14   | 0  | 0    | 1  | 0  | 0      |    |      |   |   |    |   |   |   |   |
| Paul Martin           | FR D    | 21  | 1            | 5       | 6       | 0.29   | 0.05          | 3/ 6     | 0          | 0      | 0       | 0    | 0   | 16           | 0   | 3       | 3             | 0.19 | 0.00     | 2/ 4    | 0  | 0    | 0  | 0  | 0      |    |      |   |   |    |   |   |   |   |
| Matt Leimbek          | SR F    | 19  | 3            | 2       | 5       | 0.26   | 0.16          | 3/ 6     | 0          | 0      | 0       | 0    | 0   | 14           | 3   | 1       | 4             | 0.29 | 0.21     | 3/ 6    | 0  | 0    | 0  | 0  | 0      |    |      |   |   |    |   |   |   |   |
| Ben Tharp             | SO F    | 22  | 2            | 3       | 5       | 0.23   | 0.09          | 10/ 20   | 0          | 0      | 1       | 0    | 0   | 15           | 1   | 1       | 2             | 0.13 | 0.07     | 6/ 12   | 0  | 0    | 0  | 0  | 0      |    |      |   |   |    |   |   |   |   |
| Erik Wendell          | JR F    | 17  | 2            | 1       | 3       | 0.18   | 0.12          | 10/ 20   | 1          | 0      | 0       | 0    | 0   | 13           | 2   | 1       | 3             | 0.23 | 0.15     | 6/ 12   | 1  | 0    | 0  | 0  | 0      |    |      |   |   |    |   |   |   |   |
| Jon Waibel            | FR F    | 25  | 0            | 3       | 3       | 0.12   | 0.00          | 12/ 24   | 0          | 0      | 0       | 0    | 0   | 18           | 0   | 3       | 3             | 0.17 | 0.00     | 9/ 18   | 0  | 0    | 0  | 0  | 0      |    |      |   |   |    |   |   |   |   |
| Joey Martin           | FR D    | 12  | 0            | 2       | 2       | 0.17   | 0.00          | 1/ 2     | 0          | 0      | 0       | 0    | 0   | 10           | 0   | 1       | 1             | 0.10 | 0.00     | 1/ 2    | 0  | 0    | 0  | 0  | 0      |    |      |   |   |    |   |   |   |   |
| Erik Young            | SO G    | 1   | 0            | 0       | 0       | 0.00   | 0.00          |          | 0          | 0      | 0       | 0    | 0   |              |     |         |               |      |          |         |    |      |    |    |        |    |      |   |   |    |   |   |   |   |
| Pete Samargia         | SO G    | 2   | 0            | 0       | 0       | 0.00   | 0.00          |          | 0          | 0      | 0       | 0    | 0   | 2            | 0   | 0       | 0             | 0.00 | 0.00     |         |    |      |    |    |        |    |      |   |   |    |   |   |   |   |
| Chad Roberg           | SO F    | 6   | 0            | 0       | 0       | 0.00   | 0.00          |          | 0          | 0      | 0       | 0    | 0   | 4            | 0   | 0       | 0             | 0.00 | 0.00     |         |    |      |    |    |        |    |      |   |   |    |   |   |   |   |
| Mark Nenovich         | JR D    | 9   | 0            | 0       | 0       | 0.00   | 0.00          | 2/ 4     | 0          | 0      | 0       | 0    | 0   | 6            | 0   | 0       | 0             | 0.00 | 0.00     | 1/ 2    | 0  | 0    | 0  | 0  | 0      |    |      |   |   |    |   |   |   |   |
| Adam Hauser           | JR G    | 25  | 0            | 0       | 0       | 0.00   | 0.00          | 5/ 18    | 0          | 0      | 0       | 0    | 0   | 18           | 0   | 0       | 0             | 0.00 | 0.00     | 3/ 14   | 0  | 0    | 0  | 0  | 0      |    |      |   |   |    |   |   |   |   |
| Bench                 |         |   |              |         |         |        |               | 1/ 2     |            |        |         |      |   |              |     |         |               |      |          | 1/ 2    |    |      |    |    |        |    |      |   |   |    |   |   |   |   |
| Minnesota             |         | 25  | 104          | 148     | 252     | 10.08  | 4.16          | 217/493  | 37         | 6      | 16      | 2    | 3   | 18           | 66  | 96      | 162           | 9.00 | 3.67     | 160/371 | 26 | 4    | 11 | 2  | 3      |    |      |   |   |    |   |   |   |   |
| Opponents             |         | 25  | 67           | 94      | 161     | 6.44   | 2.68          | 223/538  | 16         | 3      | 7       | 0    | 2   | 18           | 46  | 71      | 117           | 6.50 | 2.56     | 159/391 | 10 | 2    | 5  | 0  | 1      |    |      |   |   |    |   |   |   |   |
| Goaltending           |         | GP  | Minutes      | GA      | Savs    | Sav%   | GAA           | Record   | Win%       | ST     | SO      |      | GP  | Minutes      | GA  | Savs    | Sav%          | GAA  | Record   | Win%    | ST | SO   |    |    |        |    |      |   |   |    |   |   |   |   |
| Adam Hauser           | JR      | 25  | 1467:03      | 65      | 559     | .896   | 2.66          | 16- 7- 2 | .680       | 25     | 2       |      | 18  | 1055:13      | 45  | 436     | .906          | 2.56 | 11- 5- 2 | .667    | 18 | 2    |    |    |        |    |      |   |   |    |   |   |   |   |
| Pete Samargia         | SO      | 2   | 33:43        | 0       | 15      | 1.00   | 0.00          | 0- 0- 0  | ---        | 0      | 0       |      | 2   | 33:43        | 0   | 15      | 1.00          | 0.00 | 0- 0- 0  | ---     | 0  | 0    |    |    |        |    |      |   |   |    |   |   |   |   |
| Erik Young            | SO      | 1   | 6:26         | 0       | 2       | 1.00   | 0.00          | 0- 0- 0  | ---        | 0      | 0       |      |   |              |     |         |               |      |          |         |    |      |    |    |        |    |      |   |   |    |   |   |   |   |
| Open Net              |         | 3   | 2:48         | 2       |         |        |               |          |            |        |         |      | 1   | 1:04         | 1   |         |               |      |          |         |    |      |    |    |        |    |      |   |   |    |   |   |   |   |
| Minnesota             |         | 25  | 1510:00      | 67      | 576     | .896   | 2.66          | 16- 7- 2 | .680       | 25     | 2       |      | 18  | 1090:00      | 46  | 451     | .907          | 2.53 | 11- 5- 2 | .667    | 18 | 2    |    |    |        |    |      |   |   |    |   |   |   |   |
| Opponents             |         | 25  | 1510:00      | 104     | 806     | .886   | 4.13          | 7-16- 2  | .320       | 25     | 1       |      | 18  | 1090:00      | 66  | 579     | .898          | 3.63 | 5-11- 2  | .333    | 18 | 1    |    |    |        |    |      |   |   |    |   |   |   |   |
| Special Teams         |         | Power Play                                | SHA          | Penalty | Kill    | SHF    | Combined      |          | Power Play | SHA    | Penalty | Kill | SHF   | Combined     |     |         |               |      |          |         |    |      |    |    |        |    |      |   |   |    |   |   |   |   |
| Minnesota             |         | 37/131                                    | .282         | 3       | 110/126 | .873   | 6             | 147/257  | .572       | 26/ 97 | .268    | 2    | 89/ 99                                      | .899         | 4   | 115/196 | .587          |      |          |         |    |      |    |    |        |    |      |   |   |    |   |   |   |   |
| Opponents             |         | 16/126                                    | .127         | 6       | 94/131  | .718   | 3             | 110/257  | .428       | 10/ 99 | .101    | 4    | 71/ 97                                      | .732         | 2   | 81/196  | .413          |      |          |         |    |      |    |    |        |    |      |   |   |    |   |   |   |   |
| Scoring/Shots On Goal |         | 1st                                       | 2nd          | 3rd     | OT      | TOT    | 1st           | 2nd      | 3rd        | OT     | SOG     |      | 1st   | 2nd          | 3rd | OT      | TOT           | 1st  | 2nd      | 3rd     | OT | SOG  |    |    |        |    |      |   |   |    |   |   |   |   |
| Minnesota             |         | 25  | 37           | 42      | 0       | 104    | 289           | 310      | 308        | 3      | 910     |      | 14  | 23           | 29  | 0       | 66            | 196  | 217      | 229     | 3  | 645  |    |    |        |    |      |   |   |    |   |   |   |   |
| Opponents             |         | 16  | 20           | 31      | 0       | 67     | 215           | 217      | 206        | 5      | 643     |      | 13  | 12           | 21  | 0       | 46            | 161  | 172      | 159     | 5  | 497  |    |    |        |    |      |   |   |    |   |   |   |   |
| Difference            |         | +9  | +17          | +11     | +0      | +37    | +74           | +93      | +102       | -2     | +267    |      | +1  | +11          | +8  | +0      | +20           | +35  | +45      | +70     | -2 | +148 |    |    |        |    |      |   |   |    |   |   |   |   |
| Streaks               | Overall | Conf                                      | Site         | H:      | 14      | 10     | 3             | 1        | A:         | 10     | 5       | 4    | 1   | N:           | 1   | 1       | 0             | 0    | Site     | H:      | 9  | 7    | 1  | 1  | A:     | 9  | 4    | 4 | 1 | N: | 0 | 0 | 0 | 0 |
| W/L                   | 1-0     | 1-0                                       | End1         | +:11    | 7       | 3      | 1             | -:       | 7          | 3      | 3       | 1    | E:  | 7            | 6   | 1       | 0             | 0    | End1     | +:      | 6  | 4    | 1  | 1  | -:     | 5  | 1    | 3 | 1 | E: | 7 | 6 | 1 | 0 |
| WT/LT                 | 1-0-0   | 1-0-0                                     | End2         | +:15    | 13      | 2      | 0             | -:       | 6          | 0      | 5       | 1    | E:  | 4            | 3   | 0       | 1             | 0    | End2     | +:      | 9  | 8    | 1  | 0  | -:     | 5  | 0    | 4 | 1 | E: | 4 | 3 | 0 | 1 |
| Last 5                | 3-2-0   | 3-2-0                                     | Scoring      | 1st:    | 15      | 11     | 3             | 1        | Scored     | on     | 1st:    | 10   | 5   | 4            | 1   |         |               |      | Scoring  | 1st:    | 11 | 9    | 1  | 1  | Scored | on | 1st: | 7 | 2 | 4  | 1 |   |   |   |
| Last 10               | 7-3-0   | 6-4-0                                     | Min. Leading |         |         |        | Min. Trailing |          | Minutes    | Even   |         |      |   | Min. Leading |     |         | Min. Trailing |      | Minutes  | Even    |    |      |    |    |        |    |      |   |   |    |   |   |   |   |
| Last 15               | 9-6-0   | 8-5-2                                     | 711:09       | 47.1%   |         | 355:48 | 23.6%         |          | 443:03     | 29.3%  |         |      | 444:02                                      | 40.7%        |     | 281:15  | 25.8%         |      | 364:43   | 33.5%   |    |      |    |    |        |    |      |   |   |    |   |   |   |   |
| Last 20               | 11-7-2  | 11-5-2                                    |              |         |         |        |               |          |            |        |         |      |   |              |     |         |               |      |          |         |    |      |    |    |        |    |      |   |   |    |   |   |   |   |

Please use the "Back" button on your browser to return to the previous page, or click on the puck at the right to return to the collegehockeystats.com Index.

1959335 Pages Accessed Since October 8, 1999



# GOLDEN GOPHER HOCKEY

MHU  
H656

**University of Minnesota**  
**Media Relations**  
**Phone:** (612) 625-4090  
**Fax:** (612) 625-0359  
**Website:** www.gophersports.com  
**Contact:** John Romo  
**Phone:** (612) 624-7318  
**E-Mail:** romox001@umn.edu

## WEEKLY RELEASE January 29, 2001

### MEDIA INFORMATION

**TV:** Midwest Sports Channel - Frank Mazzocco-play-by-play; Doug Woog-color; Pat Micheletti - interviews

**RADIO:** KSTP-AM (Live)/Dan Terhaar-play-by-play; Glen Sonmor-color; Eric Gislason-game-night host

**INTERVIEWS:** The coaching staff and players are available for interviews on WEDNESDAYS by request through the Media Relations office. The Golden Gopher locker room is CLOSED to the media at all times.

Postgame interviews will be done outside the locker room after a 10 minute cooling off period.

### The Golden Gophers to Honor the Top 50

At intermission of Saturday's game with Michigan Tech, the University of Minnesota will honor the 50 greatest individuals in Golden Gopher hockey history. The majority of the members on the list will be in attendance for the festivities. See page 6 of this release for the complete list.

## This Weekend

**Michigan Tech (6-16-2, 4-13-1)  
at #7 Minnesota (18-7-2, 11-5-2)  
Fri., Feb. 2 • 7:05 p.m.  
Sat., Feb. 3 • 3:05 p.m.  
Mariucci Arena (9,700)**

### Series Information

*Series Notes: This will be the 221st and 222nd meetings between Minnesota and Michigan Tech • The Golden Gophers lead the all-time series 142-68-10 • Minnesota has won 16 of the past 17 games at the new and old Mariucci Arena • The lone loss was 3-2 in overtime on Nov. 19, 1994.*

*The Huskies Last Week: Michigan Tech has not played until Jan. 20-21. The Huskies defeated visiting Alaska Anchorage 6-4 and tied the Seawolves the following night, 4-4.*

*Head Coach: Mike Sertich was named interim coach on Nov. 7, 2000. The interim tag was removed on Jan. 17, 2001. Prior to joining Tech, he spent 18 seasons as head coach at Minnesota-Duluth and posted a career record of 335-306-44. He is 5-9-2 this season with Michigan Tech.*

*Hauser vs. the Huskies: Junior goaltender Adam Hauser has never lost to Michigan Tech. He owns a 4-0-0 record with a 1.75 gaa and .929 save percentage. The following is a breakdown:*

| Date    | Result | Saves | GA |
|---------|--------|-------|----|
| 1/29/99 | W 4-2  | 19    | 2  |
| 1/30/99 | W 4-2  | 23    | 2  |
| 2/18/00 | W 9-2  | 26    | 2  |
| 2/19/00 | W 4-1  | 24    | 1  |

### Career Scoring vs. MTU

| Player (games)      | G-A--Pts | Notes                         |
|---------------------|----------|-------------------------------|
| Dylan Mills (6)     | 1-5--6   | 1g, 2a in 9-2 win on 2/18/00  |
| John Pohl (4)       | 2-4--6   | 3a in 9-2 win on 2/18/00      |
| Matt Leimbek (4)    | 2-3--5   | 2-3--5 in sweep on 1/29-30/99 |
| Erik Westrum (5)    | 3-2--5   | 1g, 1a in 4-1 in on 2/17/00   |
| Aaron Miskovich (6) | 1-4--5   | 1g, 1a in 4-1 win on 2/17/00  |
| Jeff Taffe (2)      | 1-4--5   | career-high 4a on 2/18/00     |
| Nick Angell (4)     | 1-3--4   | 1g, 1a in 9-2 win on 2/18/00  |
| Ben Tharp (2)       | 0-4--4   | career-high 3a on 2/18/00     |
| Stuart Senden (6)   | 0-2--2   | 1a in 9-2 win on 2/18/00      |
| Erik Wendell (4)    | 1-1--2   | 1g in 9-2 win on 2/18/00      |
| Jordan Leopold (4)  | 0-1--1   | 1a in 4-1 win on 2/17/00      |

### SCHEDULE/RESULTS

|             |   |           |
|-------------|---|-----------|
| Oct. 7      | vs. Notre Dame%   | W 7-3     |
| Oct. 14     | at Bemidji State#   | W 9-3     |
| Oct. 20     | MINN-DULUTH   | W 3-1     |
| Oct. 21     | MINN-DULUTH   | W 9-2     |
| Oct. 27     | ALASKA-ANCH.  | W 2-1     |
| Oct. 28     | ALASKA-ANCH.  | T 3-3     |
| Nov. 3      | WISCONSIN   | W 4-0     |
| Nov. 4      | WISCONSIN   | W 5-2     |
| Nov. 10     | at North Dakota   | L 5-7     |
| Nov. 11     | at North Dakota   | T 5-5     |
| Nov. 17     | at St. Cloud State  | W 2-0     |
| Nov. 18     | ST.CLOUDSTATE   | W 4-3     |
| Nov. 24     | MICHIGANSTATE#  | L 2-3     |
| Nov. 25     | MICHIGAN#   | L 1-4     |
| Dec. 1      | at Denver   | L 0-4     |
| Dec. 2      | at Denver   | L 1-4     |
| Dec. 9      | QUINNIPIAC#   | W 11-2    |
| Dec. 10     | RUSSIA SELECT*  | W 5-4     |
| Dec. 29     | MARIUCCI CLASSIC#<br>vs. Union                                      | W 3-2     |
| Dec. 30     | MARIUCCI CLASSIC#<br>vs. Lake Superior State                        | W 5-4     |
| Jan. 5      | at Alaska-Anch.   | W 3-1     |
| Jan. 6      | at Alaska-Anch.   | W 4-2     |
| Jan. 12     | NORTH DAKOTA  | L 1-4     |
| Jan. 13     | NORTH DAKOTA  | W 5-1     |
| Jan. 19     | at Wisconsin  | L 2-4     |
| Jan. 20     | at Wisconsin  | W 8-2     |
| Jan. 23     | BROWN#  | W 3-1     |
| Jan. 27     | BEMIDJI STATE#  | W 5-1     |
| Feb. 2      | MICHIGANTECH  | 7:05 p.m. |
| Feb. 3      | MICHIGANTECH  | 3:05 p.m. |
| Feb. 9      | at MSU, Mankato   | 7:35 p.m. |
| Feb. 10     | at MSU, Mankato   | 7:35 p.m. |
| Feb. 16     | COLORADO COLL   | 7:05 p.m. |
| Feb. 17     | COLORADO COLL   | 7:05 p.m. |
| Feb. 23     | at Minn.-Duluth   | 7:05 p.m. |
| Feb. 24     | at Minn.-Duluth   | 7:05 p.m. |
| March 2     | ST.CLOUDSTATE   | 7:05 p.m. |
| March 3     | at St. Cloud State  | 7:05 p.m. |
| March 9-11  | WCHA FIRST ROUND  |           |
| March 15-17 | WCHA FINAL FIVE<br>(at Xcel Energy Center - St. Paul, Minn.)        |           |
| March 24-26 | NCAA REGIONALS<br>(at Grand Rapids, Mich.)<br>(at Worcester, Mass.) |           |
| April 5     | NCAA SEMIFINALS<br>(at Albany, N.Y.)                                |           |
| April 7     | NCAA CHAMPIONSHIP<br>(at Albany, N.Y.)                              |           |

%-at Xcel Energy Center (St. Paul, Minn.)  
 \* - exhibition game  
 # - nonconference game  
 all game times are Central  
 game times are subject to change

## 2000-01 Record When

|                                     |        |
|-------------------------------------|--------|
| Overall Record                      | 18-7-2 |
| WCHA Record                         | 11-5-2 |
| Home Record                         | 12-3-1 |
| Road Record                         | 5-4-1  |
| Neutral Site Record                 | 1-0-0  |
| Last 20 Games (including last year) | 12-7-1 |
| Last 10 Games (including last year) | 8-2-0  |
| Last 5 Games                        | 4-1-0  |
| Scoring A Power-Play Goal           | 16-1-1 |
| Not Scoring A Power-Play Goal       | 2-6-1  |
| Allowing A Power-Play Goal          | 7-5-1  |
| Not Allowing A Power-Play Goal      | 12-1-1 |
| Scoring A Short-Handed Goal         | 6-1-0  |
| Allowing A Short-Handed Goal        | 0-3-0  |
| 10 Or More Penalties                | 9-1-1  |
| Fewer Than 10 Penalties             | 9-5-1  |
| More Penalties Than Opponent        | 4-5-1  |
| Fewer Penalties Than Opponent       | 10-2-1 |
| Same Amount Of Penalties            | 4-0-0  |
| In One-Goal Games                   | 4-1-0  |
| In Two-Goal Games                   | 5-2-0  |
| In Three-Goal or More Games         | 9-4-0  |
| In Overtime Games                   | 0-0-2  |
| Scoring 4 or More Goals             | 12-1-1 |
| Scoring 3 or Fewer Goals            | 6-6-1  |
| Scoring 3 or More Goals             | 16-1-2 |
| Scoring 2 or Fewer Goals            | 2-6-0  |
| Allowing 4 or More Goals            | 1-6-1  |
| Allowing 3 or Fewer Goals           | 17-1-1 |
| Scoring First Goal Of Game          | 13-3-1 |
| Opponents Score First               | 5-4-1  |
| Leading After One Period            | 8-3-1  |
| Trailing After One Period           | 3-3-1  |
| Tied After One Period               | 7-1-0  |
| Scoring First Goal Of Second Period | 12-1-0 |
| Leading After Two Periods           | 14-2-0 |
| Trailing After Two Periods          | 0-5-1  |
| Tied After Two Periods              | 4-0-1  |
| Scoring First Goal Of Third Period  | 13-1-2 |
| Having 10-19 Shots On Goal          | 0-0-0  |
| Having 20-29 Shots On Goal          | 3-2-0  |
| Having 30-39 Shots On Goal          | 7-4-1  |
| Having 40 or More Shots On Goal     | 8-1-1  |
| Allowing 10-19 Shots On Goal        | 6-0-1  |
| Allowing 20-29 Shots On Goal        | 7-4-0  |
| Allowing 30-39 Shots On Goal        | 5-2-1  |
| Allowing 40 or More Shots On Goal   | 0-1-0  |
| Outshooting Opponent                | 16-6-2 |
| Opponent Outshoots Minnesota        | 2-1-0  |
| Shots Are Even                      | 0-0-0  |
| October                             | 5-0-1  |
| November                            | 4-3-1  |
| December                            | 3-2-0  |
| January                             | 6-2-0  |
| February                            | 0-0-0  |
| March                               | 0-0-0  |
| Tuesdays                            | 1-0-0  |
| Fridays                             | 6-5-0  |
| Saturdays                           | 11-2-2 |
| Sundays                             | 0-0-0  |
| Series Record                       | 4-1-4  |
| Games Following A Win               | 12-3-1 |
| Games Following A Loss              | 3-3-1  |
| Games Following A Tie               | 2-1-0  |

## News & Notes

**Golden Gophers Close Out Non-Conference Slate:** Minnesota defeated non-conference foes Brown and Bemidji State last week. In the 3-1 win over the Bears, freshman Grant Potulny netted a pair of power-play goals in the third period to seal the victory. Against Bemidji State, the Golden Gophers put 56 shots on net and defeated the Beavers 5-1.

**Give it Your Best Shot:** The 56 shots on goal last Saturday is the most for the Golden Gophers since the team had 62 in a 4-3 win against Wisconsin at Target Center on Feb. 28, 1997.

**The Freshmen Emerge:** The freshmen class for the Golden Gophers has been carrying the load for Minnesota in the past month. Freshman Paul Martin has been impressive on the defensive end of the ice, and has turned heads recently with his offensive ability. In the first 20 games, he collected 1-2--3, but in the last five contests, has contributed 1-5--6. Matt Koalska has a goal in each of the past four games, while Grant Potulny netted five goals in a span of two games last week. Troy Riddle began the year with six goals in six games and now has a streak of six assists in the past three contests. Joey Martin has seen an increase in playing time, while Jon Waibel has been a steady performer in all 27 games this season. The following is a breakdown of the scoring from the freshmen:

|          |                     |
|----------|---------------------|
| October  | 11-6--17 (6 games)  |
| November | 6-5--11 (8 games)   |
| December | 4-8--12 (5 games)   |
| January  | 13-17--30 (8 games) |

**What a Difference a Day Makes:** Much has been made of the difference in performance from Friday to Saturday nights in league play. In Friday conference action, the Golden Gophers are 5-4-0, while the team owns a 6-1-2 mark in the series finales. The past three weeks alone, the Golden Gophers have been outscored 8-3 on Friday in losses to North Dakota and at Wisconsin, but have rebounded to outscore UND and the Badgers 13-3 on Saturday. Minnesota's power-play was shutout on its 11 opportunities in the Friday games, but capitalized on 6-of-12 chances in the Saturday contests. The following is a breakdown of Fridays and Saturdays this season in league play:

|              | Friday | Saturday |
|--------------|--------|----------|
| Record       | 5-4-0  | 6-1-2    |
| Goals        | 2.4    | 4.9      |
| Shots        | 35.0   | 36.7     |
| Power Play   | 15.1%  | 41.9%    |
| Penalty Kill | 93.9%  | 86.0%    |
| Penalties    | 8.2    | 9.6      |

**Head Coach Don Lucia:** Golden Gopher Head Coach Don Lucia has a career coaching record of 317-181-32 (.628) in 13-plus seasons behind the bench. At Minnesota, he owns a 36-26-4 mark (.576). His teams have won 20 or more games in all but three of the past 13 seasons, including a streak of eight straight years with 20-plus wins. Lucia's teams have a 20-4-5 (.776) record against Michigan Tech.

**Special Teams:** The Golden Gopher power-play has gone 9-for-18 in the past three games • The Golden Gophers have held opponents to just one goal in the past 40 opportunities (2.5 percent) • Minnesota's power-play leads the WCHA at 29.1 percent (41-of-141) • The Golden Gopher penalty kill also paces the league at 88.1 percent (118-of-134) • In 1999-2000, Minnesota's penalty kill ranked sixth in the league at 83.0 percent.

**Minnesota at the 27-game mark:** At 18-7-2, Minnesota has its best record at the 27-game mark since 1995-96. That year, the Golden Gophers were 22-3-2 and ended the season at 30-10-2. In 1996-97 en route to tying for the WCHA regular-season title, Minnesota was 18-9-0.

**High-Flying Offense:** The 56 shots put on net by Minnesota on Saturday marks the 10th time Minnesota has surpassed the 40-shot mark. Last year, the Golden Gophers reached 40 shots on just three occasions.



**Hauser Moves Up the Charts:** Junior goaltender Adam Hauser has become Minnesota's all-time leader in games played with 101 and minutes played with 5,811. He passed former Hobey Baker Award winner and current goaltender coach Robb Stauber. On Saturday, he earned his 50th career victory and with the win last Tuesday moved into a tie for fifth on the school's all-time list. Stauber leads the category with 73 wins.

| Games Played        | Minutes                | Saves                    |
|---------------------|------------------------|--------------------------|
| 1. Adam Hauser, 101 | 1. Adam Hauser, 5,931  | 1. Steve Janaszak, 2,639 |
| 2. Robb Stauber, 98 | 2. Robb Stauber, 5,717 | 2. Adam Hauser, 2,568    |

**Tell-Tale Signs:** In Minnesota's 18 victories, the Golden Gophers capitalized on 36.7 percent of their power-play opportunities (37-of-101), while opponents were at 8.8 percent (8-of-91). In Minnesota's seven losses, the power-play is clicking at just 3.0 percent (1-of-33), while opponents are at 21.9 percent (7-of-32).

**Non-Conference Wrap-Up:** Minnesota closed out its non-conference schedule with victories over Brown and Bemidji State. The Golden Gophers own a 7-2 mark against non-league foes, which is the best record since Minnesota was 4-0-0 in 1995-96.

**Chasing Misky:** Senior Erik Westrum collected his third short-handed goal of the season against Bemidji State. His career total of nine is one shy of the school's career record, held by teammate Aaron Miskovich and Paul Broten (1984-88). Miskovich missed his chance to overtake Broten when his shot hit the pipe against the Bemidji State. Miskovich and Westrum have six of the Golden Gophers' seven short-handed goals this season.

**At Mariucci Arena:** Minnesota is 12-3-1 (.781) at Mariucci Arena this season. That is the best mark since 1995-96 when the team was 19-2-0 (.905). Last year, the Golden Gophers were 9-7-2 (.556) at Mariucci Arena and are 94-41-13 (.679) all-time in the new Mariucci Arena.

## Tale of the Tape

### Series Information

Minnesota leads 142-68-10  
 Last 10 games - MN 8-2-0  
 First meeting - 2/12/29, MN 3-0  
 Last meeting - 2/19/00, MN 4-1  
 MN's longest win streak - 14  
 MTU's longest win streak - 7

### Team Comparisons

| UM             | PP                      | MTU |
|----------------|-------------------------|-----|
| 41/141 (.288)  | 15/119 (.126)           |     |
| 118/134 (.881) | PK 98/128 (.766)        |     |
| 12-3-1         | Home 1-9-2              |     |
| 5-4-1          | Away 4-6-0              |     |
| 4.1            | Goals/Game 2.8          |     |
| 2.6            | Goals Allowed/Game 3.8  |     |
| 8.4            | Penalties/Game 7.8      |     |
| 37.0           | Shots on Goal/Game 31.0 |     |

## USCHO.com

### USCHO.com Division I Men's Poll

|                        |     |
|------------------------|-----|
| 1. Michigan State (34) | 591 |
| 2. Boston College (3)  | 551 |
| 3. North Dakota (3)    | 527 |
| 4. Colorado College    | 474 |
| 5. Michigan            | 441 |
| 6. St. Cloud State     | 394 |
| 7. Minnesota           | 365 |
| 8. New Hampshire       | 306 |
| 9. Western Michigan    | 271 |
| 10. Denver             | 207 |

### WCHA Teams Receiving Votes:

|                      |     |
|----------------------|-----|
| 12. Wisconsin        | 122 |
| 17. MSU, Mankato     | 24  |
| 25. Minnesota-Duluth | 3   |

## USA Today

### USA Today/American Hockey Magazine Poll

|                        |     |
|------------------------|-----|
| 1. Michigan State (16) | 268 |
| 2. Boston College (2)  | 244 |
| 3. North Dakota        | 235 |
| 4. Colorado College    | 215 |
| 5. Michigan            | 203 |
| 6. St. Cloud State     | 174 |
| 7. Minnesota           | 159 |
| 8. New Hampshire       | 137 |
| 9. Western Michigan    | 132 |
| 10. Providence         | 91  |

### WCHA Teams Receiving Votes:

|                  |    |
|------------------|----|
| 11. Denver       | 84 |
| 12. Wisconsin    | 55 |
| 17. MSU, Mankato | 16 |

## Period-By-Period

| Scoring | 1st | 2nd | 3rd | OT | Total | Avg. |
|---------|-----|-----|-----|----|-------|------|
| MINN    | 27  | 40  | 45  | 0  | 112   | 4.1  |
| Opp.    | 17  | 20  | 32  | 0  | 69    | 2.6  |

| Shots on Goal | 1st  | 2nd  | 3rd  | OT | Total | Avg. |
|---------------|------|------|------|----|-------|------|
| MINN          | 11.9 | 12.6 | 12.4 | 3  | 999   | 37.0 |
| Opp.          | 8.2  | 8.4  | 8.6  | 5  | 685   | 25.4 |

## On This Date....

On Feb. 2-3, 1996, the Golden Gophers rode a school record 19-game unbeaten streak into Grand Forks for a matchup against North Dakota. With a showdown for first-place with Colorado College one week away, Minnesota limped out of Engelstad Arena with two losses. On Friday, North Dakota blew past the Golden Gophers 8-2. UND led 7-0 before Minnesota finally got on the scoreboard. The following night, trailing 5-4, North Dakota scored three unanswered third-period goals in the final period to claim a 7-5 victory. Minnesota would leave UND now six points behind CC.

## Series Note

On March 15, 1974, Minnesota received goals from freshman forward John Sheridan, senior defenseman John Perpich, junior forward Robby Harris and sophomore forward Pat Phippen to lead the Golden Gophers to a 4-3 win over MTU at Boston Garden. It was the school's first-ever NCAA Championship. Minnesota senior goaltender Brad Shelstad stopped 22 of 24 Husky shots and earned the tournament MVP award. Ironically, Michigan Tech swept the Golden Gophers just two weeks earlier in Houghton, Mich., by scores of 7-0 and 5-4.

## Preseason Pub

### Grand Forks Herald WCHA Coaches Poll

|                        |    |
|------------------------|----|
| 1. North Dakota (6)    | 77 |
| 2. Wisconsin (3)       | 70 |
| 3. St. Cloud State (1) | 61 |
| Minnesota              | 61 |
| 5. Colorado College    | 54 |
| 6. Denver              | 37 |
| 7. MSU, Mankato        | 35 |
| 8. Alaska-Anchorage    | 23 |
| Minnesota-Duluth       | 23 |
| 10. Michigan Tech      | 9  |

### WCHA Preseason Player of the Year

Dany Heatley, Wisconsin

### WCHA Preseason Rookie of the Year

Connor James, Denver

Troy Riddle, Minnesota

## THE LAST TIME IT HAPPENED

### Minnesota Swept A Road Series:

January 5-6, 2001 @ Alaska Anchorage (3-1, 4-2)

### Minnesota Was Swept In A Road Series:

December 1-2, 2000 @ Denver (4-0, 4-1)

### Minnesota Swept A Home Series:

Nov. 3-4, 2000 vs. Wisconsin (4-0, 5-2)

### Minnesota Was Swept In A Home Series:

February 25-26, 2000 vs. Wisconsin (4-2, 5-4)

### Minnesota Shut Out An Opponent:

November 17, 2000 at St. Cloud State  
(Adam Hauser, 2-0)

### An Opponent Shut Out Minnesota:

December 1, 2000 at Denver (Wade Dubielewicz, 4-0)

### Minnesota Player Scored A Hat Trick:

January 20, 2001 at Wisconsin  
(Grant Potulny, 8-2 Minnesota win)

### Minnesota Player Scored A Pure Hat Trick:

February 26, 1999 @ Minnesota-Duluth  
(Wyatt Smith, 4-1 Minnesota win)

### An Opponent Scored A Hat Trick:

January 22, 1999 @ North Dakota  
(Jeff Panzer, four goals, 5-4, Minnesota loss)

### Minnesota Player Scored Four Goals In A Game:

February 27, 1999 @ Minnesota-Duluth  
(Reggie Berg, 10-7 Minnesota win)

### Minnesota Won When Trailing After Two Periods:

March 11, 2000 @ Colorado College in WCHA First Round (3-2 OT/trailing 1-0 heading into third period)

### Minnesota Had 50 or More Shots On Goal In A Game:

January 27, 2001 vs. Bemidji State  
(56 shots, 5-1 Minnesota win)

### Opponent Had 50 or More Shots On Goal In A Game:

January 31, 1997 @ North Dakota  
(51 shots, 6-4 Minnesota loss)

### Minnesota Player Scored A Shorthanded Goal:

January 27, 2001 vs. Bemidji State  
(Erik Westrum, second period, 5-1 win)

### Minnesota Won In Overtime:

March 11, 2000 vs. Colorado College (3-2)

### Minnesota Lost In Overtime:

March 4, 2000 @ St. Cloud State (4-3)

### Minnesota Tied In Overtime:

November 11, 2000 at North Dakota (5-5)

### Minnesota Scored 10 Goals Or More In A Game:

December 9 vs. Quinnipiac  
(11-2 Minnesota win)

### Opponent Scored 10 Goals Or More In A Game:

January 30, 1993 @ Michigan Tech  
(10-2 Minnesota loss)

## Career Game Highs

### #1 Adam Hauser

Goals Allowed: 0 (6 times, last 11/17/00 at SCSU)  
Saves: 44 (10/22/99 vs. North Dakota)  
Saves %: 1.000 (6 times, last 11/17/00 at SCSU)

### #2 Mark Nenovich

Goals: 1 (2 times, last 3/11/00 at CC)  
Assists: 1 (2 times, last 1/30/00 vs. MSU, Mank.)  
Points (Game): 2 (12/29/99 vs. Harvard)

### #3 Jordan Leopold

Goals: 2 (3 times, last 11/10/00 at UND)  
Assists: 3 (4 times, last 1/20/01 at Wis.)  
Points (Game): 4 (2 times, 1/20/01 at Wis.)

### #4 Dylan Mills

Goals: 2 (1/29/00 vs. MSU, Mankato)  
Assists: 2 (12 times, last 1/6/01 at UAA)  
Points: 4 (1/29/00 vs. MSU, Mankato)

### #5 Jon Waibel

Goals: n/a  
Assists: 1 (5 times, last 1/27/01 vs. BSU)  
Points: n/a

### #7 Erik Westrum

Goals: 3 (11/13/99 at Wisconsin)  
Assists: 4 (10/14/00 at Bemidji State)  
Points: 5 (10/14/00 at Bemidji State)

### #9 John Pohl

Goals: 3 (1/15/00 vs. Denver)  
Assists: 4 (1/14/00 vs. Denver)  
Points: 4 (3 times, last 1/15/00 vs. Denver)

### #10 Paul Martin

Goals: 1 (2 times, last 1/27/01 vs. BSU)  
Assists: 2 (1/20/01 at Wis.)  
Points: 2 (3 times, last 1/27/01 vs. BSU)

### #11 Erik Wendell

Goals: 1 (12 times, last 10/21/00 vs. UMD)  
Assists: 1 (9 times, last 2/26/00 vs. Wis.)  
Points: 2 (2 times, last 3/12/99 vs. UAA)

### #12 Matt Koalska

Goals: 1 (8 times, last 1/27/01 vs. BSU)  
Assists: 2 (12/9/00 vs. Quinnipiac)  
Points: 2 (5 times, last 1/27/01 vs. BSU)

### #15 Stuart Senden

Goals: 3 (12/9/00 vs. Quinnipiac)  
Assists: 2 (2 times, last 10/21/00 vs. UMD)  
Points: 3 (12/9/00 vs. Quinnipiac)

### #16 Nick Anthony

Goals: 1 (6 times, last 1/6/01 at UAA)  
Assists: 2 (12/9/00 vs. Quinnipiac)  
Points: 3 (12/9/00 vs. Quinnipiac)

### #18 Grant Potulny

Goals: 3 (1/20/01 at Wis.)  
Assists: 1 (7 times, last 1/27/01 vs. BSU)  
Points: 3 (2 times, last 1/20/01 at Wis.)

### #19 Matt DeMarchi

Goals: 1 (2 times, last 10/14/00 at BSU)  
Assists: 2 (3/16/00 vs. MSU, Mankato)  
Points: 2 (2 times, last 10/14/00 at BSU)

### #20 Joey Martin

Goals: n/a  
Assists: 1 (12/30/00 vs. LSSU)  
Points: n/a

### #21 Troy Riddle

Goals: 2 (10/14/00 at Bemidji State)  
Assists: 3 (1/20/01 at Wis.)  
Points: 3 (1/20/01 at Wis.)

### #22 Jeff Taffe

Goals: 2 (1/29/00 vs. MSU, Mankato)  
Assists: 4 (2/18/00 at Michigan Tech)  
Points: 4 (2 times, last 1/20/01 at Wis.)

### #24 Ben Tharp

Goals: 1 (2 times, last 10/21/00 vs. UMD)  
Assists: 3 (2/18/00 at Michigan Tech)  
Points: 3 (2/18/00 at Michigan Tech)

### #25 Pat O'Leary

Goals: 2 (2 times, last 12/30/00 vs. LSSU)  
Assists: 1 (6 times, last 1/6/01 at UAA)  
Points: 2 (2 times, last 1/6/01 at UAA)

### #26 Nick Angell

Goals: 1 (6 times, last 12/30/00 vs. LSSU)  
Assists: 2 (12/10 at SCSU)  
Points: 2 (3 times, last 10/21/00 vs. UMD)

### #27 Aaron Miskovich

Goals: 2 (4 times, last 2/11/00 vs. CC)  
Assists: 4 (1/15/00 vs. Denver)  
Points: 4 (2 times, last 2/11/00 vs. CC)

### #28 Matt Leimbek

Goals: 2 (10/28 vs. UAA)  
Assists: 2 (2 times, last 1/29/99 vs. MTU)  
Points: 3 (1/29/99 vs. Michigan Tech)

### #34 Pete Samargia

Goals Allowed: 4 (3/4/00 at SCSU)  
Saves (Game): 35 (3/4/00 at SCSU)  
Saves%: .958 (1/27/01 vs. BSU)

## Did You Know?

**Minnesota and the NHL:** Fifty-six percent (14/25) of the Golden Gophers on this year's squad have been drafted by teams in the NHL, the highest percentage ever at Minnesota. Prior to the 1998-99 season, only 25 percent (7/28) of players on the roster had been chosen.

### CAREER GOALS – CURRENT PLAYERS

|                 |    |
|-----------------|----|
| Erik Westrum    | 39 |
| Aaron Miskovich | 39 |
| John Pohl       | 37 |
| Stuart Senden   | 21 |
| Jordan Leopold  | 21 |
| Jeff Taffe      | 19 |
| Grant Potulny   | 14 |
| Erik Wendell    | 13 |
| Dylan Mills     | 12 |
| Pat O'Leary     | 10 |
| Troy Riddle     | 10 |
| Matt Leimbek    | 9  |
| Matt Koalska    | 8  |
| Nick Anthony    | 7  |
| Nick Angell     | 6  |
| Matt DeMarchi   | 4  |
| Mark Nenovich   | 2  |
| Ben Tharp       | 2  |
| Paul Martin     | 2  |

### CAREER ASSISTS – CURRENT PLAYERS

|                 |    |
|-----------------|----|
| Erik Westrum    | 82 |
| John Pohl       | 65 |
| Dylan Mills     | 58 |
| Jordan Leopold  | 56 |
| Aaron Miskovich | 41 |
| Jeff Taffe      | 28 |
| Matt Leimbek    | 19 |
| Nick Angell     | 18 |
| Stuart Senden   | 16 |
| Ben Tharp       | 15 |
| Nick Anthony    | 12 |
| Matt DeMarchi   | 10 |
| Erik Wendell    | 10 |
| Grant Potulny   | 9  |
| Matt Koalska    | 8  |
| Troy Riddle     | 8  |
| Pat O'Leary     | 7  |
| Paul Martin     | 7  |
| Jon Waibel      | 5  |
| Mark Nenovich   | 2  |
| Joey Martin     | 2  |

### CAREER POINTS – CURRENT PLAYERS

|                 |     |
|-----------------|-----|
| Erik Westrum    | 141 |
| John Pohl       | 102 |
| Aaron Miskovich | 80  |
| Jordan Leopold  | 78  |
| Dylan Mills     | 70  |
| Jeff Taffe      | 47  |
| Stuart Senden   | 37  |
| Matt Leimbek    | 28  |
| Nick Angell     | 24  |
| Erik Wendell    | 23  |
| Grant Potulny   | 22  |
| Nick Anthony    | 19  |
| Troy Riddle     | 18  |
| Ben Tharp       | 17  |
| Pat O'Leary     | 17  |
| Matt Koalska    | 15  |
| Matt DeMarchi   | 14  |
| Paul Martin     | 9   |
| Jon Waibel      | 5   |
| Mark Nenovich   | 4   |
| Joey Martin     | 2   |

### CAREER GAMES – CURRENT PLAYERS

|                 |     |
|-----------------|-----|
| Erik Westrum    | 145 |
| Dylan Mills     | 144 |
| Aaron Miskovich | 136 |
| Stuart Senden   | 126 |
| Matt Leimbek    | 111 |
| John Pohl       | 105 |
| Jordan Leopold  | 104 |
| Adam Hauser     | 102 |
| Nick Angell     | 96  |
| Erik Wendell    | 91  |
| Pat O'Leary     | 65  |
| Matt DeMarchi   | 63  |
| Jeff Taffe      | 62  |
| Ben Tharp       | 55  |
| Nick Anthony    | 54  |
| Mark Nenovich   | 51  |
| Matt Koalska    | 27  |
| Grant Potulny   | 27  |
| Jon Waibel      | 27  |
| Paul Martin     | 23  |
| Troy Riddle     | 23  |
| Joey Martin     | 14  |
| Chad Roberg     | 6   |

## WCHA Standings/Schedule

| Team (Overall Record, win %)    | GP | W  | L  | T | Pts | GF | GA | GDif |
|---------------------------------|----|----|----|---|-----|----|----|------|
| North Dakota (18-5-5, .732)     | 20 | 14 | 4  | 2 | 30  | 87 | 62 | +25  |
| Colorado College (19-5-1, .780) | 19 | 14 | 5  | 0 | 28  | 75 | 46 | +29  |
| Minnesota (18-7-2, .704)        | 18 | 11 | 5  | 2 | 24  | 66 | 46 | +20  |
| St. Cloud State (19-6-1, .750)  | 18 | 12 | 6  | 0 | 24  | 65 | 46 | +19  |
| Denver (14-10-3, .574)          | 19 | 9  | 8  | 2 | 20  | 52 | 54 | -2   |
| MSU, Mankato (15-10-1, .596)    | 18 | 9  | 8  | 1 | 19  | 65 | 59 | +6   |
| Wisconsin (14-11-1, .558)       | 18 | 9  | 8  | 1 | 19  | 49 | 56 | -7   |
| Michigan Tech (6-16-2, .292)    | 18 | 4  | 13 | 1 | 9   | 47 | 71 | -24  |
| Alaska Anchorage (5-17-2, .250) | 20 | 3  | 15 | 2 | 8   | 44 | 76 | -32  |
| Minnesota-Duluth (5-19-2, .231) | 18 | 2  | 15 | 1 | 5   | 47 | 81 | -34  |

## Season Highs/Lows Team

|   |  |
|---|--|
| <b>MOST GOALS/GAME</b>                    | (11) 12/9 vs. Quinnipiac   |
| <b>LEAST GOALS/GAME</b>                   | (0) 12/1 at Denver   |
| <b>MOST ASSISTS/GAME</b>                  | (15) 12/9 vs. Quinnipiac   |
| <b>LEAST ASSISTS/GAME</b>                 | (0) 12/1 at Denver   |
| <b>MOST GOALS AGAINST/GAME</b>            | (7) 11/10 at North Dakota  |
| <b>LEAST GOALS AGAINST/GAME</b>           | (0) two times, 11/17 at SCSU   |
| <b>MOST ASSISTS AGAINST/GAME</b>          | (12) 11/10 at North Dakota   |
| <b>LEAST ASSISTS AGAINST/GAME</b>         | (0) two times, 11/17 at SCSU   |
| <b>MOST GOALS/PERIOD</b>                  | (5) 11/10 at North Dakota - second period                              |
| <b>MOST GOALS AGAINST/PERIOD</b>          | (4) 11/10 at North Dakota - third period                               |
| <b>MOST POWER PLAY GOALS/GAME</b>         | (5) 1/20 at Wisconsin  |
| <b>MOST POWER PLAY GOALS ALLOWED/GAME</b> | (2) four times, last 12/30 vs. LSSU                                    |
| <b>MOST SHOTS ON GOAL/GAME</b>            | (56) 1/27 vs. Bemidji State  |
| <b>LEAST SHOTS ON GOAL/GAME</b>           | (26) 11/17 at SCSU   |
| <b>MOST SHOTS AGAINST/GAME</b>            | (40) 11/10 at North Dakota   |
| <b>LEAST SHOTS AGAINST/GAME</b>           | (13) 10/20 vs. UMD   |
| <b>MOST SHOTS ON GOAL/PERIOD</b>          | (24) two times, last 11/3 vs. Wisconsin - second period                |
| <b>MOST SHOTS AGAINST/PERIOD</b>          | (16) two times, last 1/20 at Wisconsin - first period                  |
| <b>MOST PENALTIES/GAME</b>                | (21) 10/7 vs. Notre Dame   |
| <b>LEAST PENALTIES/GAME</b>               | (2) two times, last 1/23 vs. Brown                                     |
| <b>MOST PIM/GAME</b>                      | (44) 11/3 vs. Wisconsin  |
| <b>LEAST PIM/GAME</b>                     | (4) two times, last 1/23 vs. Brown                                     |
| <b>MOST OPP. PENALTIES/GAME</b>           | (20) 10/7 vs. Notre Dame   |
| <b>LEAST OPP. PENALTIES/GAME</b>          | (2) 10/27 vs. Alaska-Anchorage   |
| <b>MOST OPP. PIM/GAME</b>                 | (51) 10/7 vs. Notre Dame   |
| <b>LEAST OPP. PIM/GAME</b>                | (4) 10/27 vs. Alaska-Anchorage   |
| <b>QUICKEST TWO GOALS</b>                 | (0:14) 11/10 at North Dakota – second period (Taffe, Koalska)          |
| <b>QUICKEST THREE GOALS</b>               | (1:17) 11/10 at North Dakota – second period (Leopold, Taffe, Koalska) |

## Individual

|                           |   |
|---------------------------|---|
| <b>GOALS/GAME</b>         | (3) two times, last Grant Potulny, 1/20 at Wisconsin                  |
| <b>GOALS/PERIOD</b>       | (2) six times, last Grant Potulny, 1/27 vs. Brown - third period      |
| <b>ASSISTS/GAME</b>       | (4) Erik Westrum, 10/14 at Bemidji State                              |
| <b>ASSISTS/PERIOD</b>     | (2) 11 times, last Troy Riddle, 1/20 at Wisconsin - second period     |
| <b>POINTS/GAME</b>        | (5) Erik Westrum, 10/14 at Bemidji State                              |
| <b>POINTS/PERIOD</b>      | (3) two times, last Jeff Taffe, 11/10 at North Dakota - second period |
| <b>PENALTIES/GAME</b>     | (4) two times, last Matt DeMarchi, 11/4 vs. Wisconsin                 |
| <b>PIM/GAME</b>           | (16) Matt DeMarchi, 11/4 vs. Wisconsin                                |
| <b>SHOTS ON GOAL/GAME</b> | (9) Jordan Leopold, 12/29 vs. Union                                   |
| <b>SAVES/GAME</b>         | (36) Adam Hauser, 11/4 vs. Wisconsin                                  |

## Goal Breakdown

|                              | MN | OPP |
|------------------------------|----|-----|
| 5-on-5                       | 62 | 46  |
| 5-on-4                       | 37 | 16  |
| 6-on-5                       | 0  | 0   |
| 4-on-5                       | 6  | 3   |
| 4-on-4                       | 3  | 2   |
| 5-on-3                       | 4  | 0   |
| 4-on-3                       | 0  | 0   |
| Power Play                   | 40 | 16  |
| Shorthanded                  | 7  | 3   |
| Empty Net                    | 3  | 1   |
| First Minute of Game         | 1  | 1   |
| First 2 Minutes of Game      | 3  | 2   |
| First 5 Minutes of Game      | 7  | 5   |
| First 10 Minutes of Game     | 10 | 7   |
| First Goal of Game           | 17 | 10  |
| First Minute of Period       | 7  | 1   |
| Last Minute of Period        | 3  | 1   |
| Last Minute of Game          | 4  | 0   |
| Last 5 Minutes of Game       | 7  | 3   |
| To Tie Game – Last 5 Minutes | 1  | 0   |
| To Win Game – Last 5 Minutes | 1  | 1   |
| Unassisted                   | 8  | 7   |
| One Assist                   | 44 | 23  |
| Two Assists                  | 61 | 37  |
| Home                         | 66 | 32  |
| Road                         | 39 | 32  |
| Neutral                      | 7  | 3   |
| Overtime                     | 0  | 0   |

### GOAL SCORED AFTER OPPONENTS' GOAL

|                       | MN | OPP |
|-----------------------|----|-----|
| Less Than One Minute  | 3  | 2   |
| One To Three Minutes  | 11 | 6   |
| Three To Five Minutes | 1  | 1   |

## Stats By Class

|               | G-A--Pts  | P/M    | PP | SH | GW |
|---------------|-----------|--------|----|----|----|
| Senior (5)    | 33-44--77 | 59/129 | 6  | 6  | 5  |
| Junior (5)    | 28-46--74 | 52/120 | 13 | 0  | 4  |
| Sophomore (7) | 17-34--51 | 70/164 | 3  | 0  | 5  |
| Freshman (6)  | 34-38--72 | 44/96  | 18 | 1  | 4  |

## Drafted Golden Gophers

| Player          | Organization |
|-----------------|--------------|
| Matt DeMarchi   | New Jersey   |
| Adam Hauser     | Edmonton     |
| Matt Koalska    | Nashville    |
| Jordan Leopold  | Calgary      |
| Joey Martin     | Chicago      |
| Paul Martin     | New Jersey   |
| Aaron Miskovich | Colorado     |
| Pat O'Leary     | Phoenix      |
| John Pohl       | St. Louis    |
| Grant Potulny   | Ottawa       |
| Troy Riddle     | St. Louis    |
| Jeff Taffe      | St. Louis    |
| Erik Wendell    | Washington   |
| Erik Westrum    | Phoenix      |

## multiple-point games (season/career)

| Player (Games)         | Last Time                          | Record        |
|------------------------|------------------------------------|---------------|
| Erik Westrum (9/35)    | 1/5/01 at UAA (2a)                 | 8-0-1/19-13-3 |
| Grant Potulny (8/8)    | 1/23/01 vs. Brown (2g)             | 7-0-1/7-0-1   |
| John Pohl (7/27)       | 1/6/00 at UAA (1g, 1a)             | 6-0-1/20-6-1  |
| Jordan Leopold (7/14)  | 1/20/01 at Wis. (1g, 3a)           | 5-1-1/8-5-2   |
| Jeff Taffe (6/10)      | 1/27/01 vs. Bemidji State (1g, 1a) | 3-2-1/6-3-1   |
| Matt Koalska (5/5)     | 1/27/01 vs. Bemidji State (1g, 1a) | 5-0-0/5-0-0   |
| Dylan Mills (4/17)     | 1/6/01 at UAA (2a)                 | 4-0-0/13-4-0  |
| Troy Riddle (4/4)      | 1/23/01 vs. Brown (2a)             | 4-0-0/4-0-0   |
| Aaron Miskovich (3/16) | 1/13/01 vs. North Dakota (1g, 1a)  | 3-0-0/12-3-1  |
| Paul Martin (3/3)      | 1/27/01 vs. Bemidji State (1g, 1a) | 3-0-0/3-0-0   |
| Stuart Senden (2/6)    | 12/9/00 vs. Quinnipiac (3g)        | 2-0-0/4-2-0   |
| Ben Tharp (2/4)        | 12/30/00 vs LSSU (2a)              | 2-0-0/4-0-0   |
| Nick Anthony (2/3)     | 12/9/00 vs. Quinnipiac (1g, 2a)    | 2-0-0/3-0-0   |
| Pat O'Leary (2/3)      | 1/6/01 at UAA (1g, 1a)             | 2-0-0/3-0-0   |
| Matt Leimbek (1/4)     | 10/28/00 vs. UAA (2g)              | 0-0-1/2-1-1   |
| Nick Angell (1/3)      | 10/21/00 vs. UMD (1g, 1a)          | 1-0-0/2-1-0   |
| Matt DeMarchi (1/2)    | 10/14/00 at Bemidji State (1g, 1a) | 1-0-0/2-0-0   |
| Erik Wendell (0/2)     | 3/12/99 vs. UAA (1g, 1a)           | 0-0-0/2-0-0   |
| Mark Nenovich (0/1)    | 12/29/99 vs. Harvard (1g, 1a)      | 0-0-0/1-0-0   |

## multiple-goal games (season/career)

| Player (Games)        | Last Time                       | Record      |
|-----------------------|---------------------------------|-------------|
| Erik Westrum (3/12)   | 12/29/00 vs. Union (2g)         | 3-0-0/6-5-1 |
| Grant Potulny (3/3)   | 1/23/01 vs. Brown (2g)          | 3-0-0/3-0-0 |
| John Pohl (2/5)       | 1/5/00 at Alaska Anchorage (2g) | 2-0-0/5-0-0 |
| Stuart Senden (1/3)   | 12/9/00 vs. Quinnipiac (3g)     | 1-0-0/2-1-0 |
| Jordan Leopold (1/3)  | 11/10/00 at North Dakota (2g)   | 0-1-0/1-2-0 |
| Pat O'Leary (1/2)     | 12/30/00 vs. LSSU (2g)          | 1-0-0/2-0-0 |
| Matt Leimbek (1/1)    | 10/28/00 vs. UAA (2g)           | 0-0-1/0-0-1 |
| Troy Riddle (1/1)     | 10/14/00 at Bemidji State (2g)  | 1-0-0/1-0-0 |
| Aaron Miskovich (0/4) | 2/13/00 vs. CC (2g)             | 0-0-0/4-0-0 |
| Dylan Mills (0/1)     | 1/29/00 vs. MSU (2g)            | 0-0-0/0-1-0 |
| Jeff Taffe (0/1)      | 1/29/00 vs. MSU (2g)            | 0-0-0/0-1-0 |

## all-time 50 greatest golden gophers

|                    |                          |
|--------------------|--------------------------|
| Michael Antonovich | Richard Meredith         |
| Lester Auge        | Patrick Micheletti       |
| Bill Baker         | Corey Millen             |
| Scott Bjugstad     | Louis Nanne              |
| Brian Bonin        | Wally Olds               |
| Herb Brooks        | Larry Olimb              |
| Aaron Broten       | Harold Paulsen           |
| Neal Broten        | Mike Pearson             |
| Richard Burg       | Mike Polich              |
| Steve Christoff    | Frank Pond               |
| Mike Crowley       | Michael Ramsey           |
| Richard Dougherty  | Todd Richards            |
| Bryan Erickson     | Larry Ross               |
| Craig Falkman      | William "Buzz" Schneider |
| Gary Gambucci      | David Snuggerud          |
| Timothy Harrer     | Glen Sonmor              |
| Paul Holmgren      | Robb Stauber             |
| Steve Janaszak     | Eric Strobel             |
| Reed Larson        | Steven Ulseth            |
| John Mariucci      | Tom Vannelli             |
| Jim Mattson        | Phil Verchota            |
| John Mayasich      | Gordon Watters           |
| Jack McCartan      | Murray Williamson        |
| Rob McClanahan     | Doug Woog                |
| Murray McLachlan   | Ken Yackel, Sr.          |

## Month-By-Month

| No. | Player          | Oct.              | Nov.              | Dec.               | Jan.              | Feb. | March | Total              |
|-----|-----------------|-------------------|-------------------|--------------------|-------------------|------|-------|--------------------|
| 1   | Adam Hauser     | 5-0-1, 2.14, .889 | 4-3-1, 2.86, .911 | 3-2-0, 2.86, .862  | 5-2-0, 2.22, .916 |      |       | 17-7-2, 2.59, .897 |
| 2   | Mark Nenovich   | 0-0--0 (0)        | 0-0--0 (6)        | 0-0--0 (2)         | 0-0--0 (2)        |      |       | 0-0--0 (10)        |
| 3   | Jordan Leopold  | 2-7--9 (6)        | 3-7--10 (8)       | 0-4--1 (5)         | 3-5--8 (8)        |      |       | 8-23--31 (27)      |
| 4   | Dylan Mills     | 0-3--3 (6)        | 0-4--4 (8)        | 1-3--4 (5)         | 0-5--5 (8)        |      |       | 1-15--16 (27)      |
| 5   | Jon Waibel      | 0-1--1 (6)        | 0-1--1 (8)        | 0-0--0 (5)         | 0-3--3 (8)        |      |       | 0-5--5 (27)        |
| 7   | Erik Westrum    | 6-7--13 (6)       | 4-5--9 (8)        | 4-2--6 (5)         | 2-4--6 (8)        |      |       | 16-18--34 (27)     |
| 9   | John Pohl       | 1-5--6 (6)        | 6-4--10 (8)       | 2-2--4 (5)         | 3-3--6 (4)        |      |       | 12-14--26 (24)     |
| 10  | Paul Martin     | 0-0--0 (6)        | 0-1--1 (8)        | 1-1--2 (3)         | 1-5--6 (6)        |      |       | 2-7--9 (23)        |
| 11  | Erik Wendell    | 1-0--1 (6)        | 1-0--0 (3)        | 0-0--0 (2)         | 0-1--1 (8)        |      |       | 2-1--3 (19)        |
| 12  | Matt Koalska    | 2-2--4 (6)        | 2-1--3 (8)        | 0-4--4 (5)         | 4-1--5 (8)        |      |       | 8-8--16 (27)       |
| 14  | Chad Roberg     | 0-0--0 (0)        | 0-0--0 (3)        | 0-0--0 (1)         | 0-0--0 (2)        |      |       | 0-0--0 (6)         |
| 15  | Stuart Senden   | 0-2--2 (4)        | 1-0--1 (2)        | 4-0--1 (5)         | 0-1--1 (8)        |      |       | 5-3--8 (19)        |
| 16  | Nick Anthony    | 0-4--4 (6)        | 1-1--1 (4)        | 1-2--3 (5)         | 1-1--2 (6)        |      |       | 3-8--11 (21)       |
| 18  | Grant Potulny   | 3-2--5 (6)        | 2-1--3 (8)        | 2-3--5 (5)         | 7-2--9 (8)        |      |       | 14-8--22 (27)      |
| 19  | Matt DeMarchi   | 1-3--4 (6)        | 0-1--1 (6)        | 1-0--1 (5)         | 1-0--1 (8)        |      |       | 3-4--7 (25)        |
| 20  | Joey Martin     | 0-0--0 (0)        | 0-0--0 (3)        | 0-1--1 (3)         | 0-1--1 (8)        |      |       | 0-2--2 (14)        |
| 21  | Troy Riddle     | 6-1--7 (6)        | 2-1--3 (8)        | 1-0--1 (3)         | 1-6--7 (6)        |      |       | 10-8--18 (23)      |
| 22  | Jeff Taffe      | 2-4--6 (6)        | 3-6--9 (8)        | 0-3--3 (3)         | 4-5--9 (6)        |      |       | 9-18--27 (23)      |
| 24  | Ben Tharp       | 2-1--3 (6)        | 0-0--0 (5)        | 0-2--0 (5)         | 0-0--0 (8)        |      |       | 2-3--5 (24)        |
| 25  | Pat O'Leary     | 1-0--1 (5)        | 0-2--2 (7)        | 2-0--0 (5)         | 1-2--3 (8)        |      |       | 4-4--8 (24)        |
| 26  | Nick Angell     | 1-2--3 (6)        | 0-1--1 (8)        | 1-1--2 (5)         | 0-0--0 (4)        |      |       | 2-4--6 (23)        |
| 27  | Aaron Miskovich | 2-1--3 (6)        | 3-2--5 (8)        | 0-1--1 (5)         | 3-2--5 (8)        |      |       | 8-6--14 (26)       |
| 28  | Matt Leimbek    | 3-0--3 (3)        | 0-2--2 (8)        | 0-0--0 (5)         | 0-0--0 (4)        |      |       | 3-2--5 (21)        |
| 34  | Pete Samargia   | 0-0-0, 0.00, .000 | 0-0-0, 0.00, .000 | 0-0-0, 0.00, 1.000 | 1-0-0, 0.81, .917 |      |       | 1-0-0, 0.64, .974  |

## fall signings announced

**Keith Ballard**, a 5'11", 200-pound defenseman from Baudette, Minn., is spending this season with the Omaha Lancers in the United States Hockey League. This season through 31 games with the Lancers, he ranks third on the team in scoring with 14 goals and 12 assists for 26 points. Ballard played last season in the United State Junior Development program in Ann Arbor, Mich. He had 12 goals and 21 assists in 58 games and led all defensemen in scoring.

**Mike Erickson** is a 6'2", 180-pound forward from Eden Prairie High School in Eden Prairie, Minn. Erickson was an All-State, All-Metro and All-Conference selection during his junior season. He led the State Class AA in scoring with 38 goals and 25 assists for 63 points. A two-year letterwinner and team MVP last year, Erickson has amassed career totals of 62 goals, 43 assists and 105 points. He is also the starting quarterback for the Eden Prairie football team which won the 2000 state title.

**Jake Fleming**, a 5'9", 170-pound center from Osseo, Minn., is spending this season with the Omaha Lancers in the United State Hockey League. He has tallied seven goals and 15 assists through 30 games this season with the Lancers. Fleming played last season in the United States Junior Development program in Ann Arbor, Mich. He had nine goals and 18 assists, which ranked sixth on the team. Fleming also spent time with the team during the 1998-99 season.

**Garrett Smaagaard**, a 5'11", 165-pound forward from Eden Prairie High School in Eden Prairie, Minn., joins teammate Mike Erickson in signing with the Golden Gophers. Smaagaard earned All-Metro and All-Conference laurels during his junior campaign and tallied 22 goals and 36 assists for 58 points. A two-year letterwinner, he has career totals of 41 goals, 60 assists and 101 points. Smaagaard is also a starting defensive back and wide receiver for the Eden Prairie football team which finished the 2000 season unbeaten and won the state title.

**Barry Tallackson** is a 6'4", 192-pound forward from St. Paul, Minn., who is playing with the United States Junior Development program in Ann Arbor, Mich. He leads the team with 12 goals in 23 games this season. Tallackson has spent two years in Ann Arbor and tallied 14 goals and six assists in 53 games last season. He played at St. Paul Johnson as a sophomore.

**Travis Weber**, a 5'11", 205-pound goaltender from Hibbing, Minn., is playing with the United States Junior Development program. Last year, he posted a team-best 2.73 goals-against-average and .894 save percentage in Ann Arbor, Mich. This season, Weber was in goal as the team defeated then-sixth ranked Michigan State 6-4.

## 2000-01 Minnesota Schedule/Results

| <u>Date</u> | <u>Opponent</u>      | <u>Result</u> | <u>MN/OPP</u><br><u>Shots</u> | <u>MN/OPP</u><br><u>Power-Play</u> | <u>MN/OPP</u><br><u>Penalties</u> | <u>Goaltender</u> | <u>Attend.</u> |
|-------------|----------------------|---------------|-------------------------------|------------------------------------|-----------------------------------|-------------------|----------------|
| 10/7        | vs. Notre Dame       | W 7-3         | 31-18                         | 3-5/0-6                            | 21-42/20-51                       | Hauser 1-0-0      | 18,064         |
| 10/14       | at Bemidji State     | W 9-3         | 54-16                         | 3-6/1-5                            | 7-14/7-14                         | Hauser 2-0-0      | 2,358          |
| 10/20       | MINNESOTA-DULUTH*    | W 3-1         | 33-13                         | 2-7/0-5                            | 6-12/8-16                         | Hauser 3-0-0      | 9,749          |
| 10/21       | MINNESOTA-DULUTH*    | W 9-2         | 43-30                         | 4-6/1-8                            | 17-42/14-36                       | Hauser 4-0-0      | 9,731          |
| 10/27       | ALASKA ANCHORAGE*    | W 3-1         | 34-23                         | 1-2/0-2                            | 2-4/2-4                           | Hauser 5-0-0      | 9,322          |
| 10/28       | ALASKA ANCHORAGE*    | T 3-3         | 44-17                         | 0-3/0-2                            | 4-8/5-10                          | Hauser 5-0-1      | 9,339          |
| 11/3        | WISCONSIN*           | W 4-0         | 51-31                         | 1-8/0-7                            | 11-22/13-34                       | Hauser 6-0-1      | 9,851          |
| 11/4        | WISCONSIN*           | W 5-2         | 40-38                         | 3-8/0-6                            | 14-44/17-45                       | Hauser 7-0-1      | 9,878          |
| 11/10       | at North Dakota*     | L 5-7         | 42-40                         | 1-3/2-5                            | 9-18/8-16                         | Hauser 7-1-1      | 6,067          |
| 11/11       | at North Dakota*     | T 5-5         | 36-33                         | 3-4/1-5                            | 10-20/9-18                        | Hauser 7-1-2      | 6,067          |
| 11/17       | at St. Cloud State*  | W 2-0         | 29-25                         | 0-8/0-6                            | 11-22/14-47                       | Hauser 8-1-2      | 6,685          |
| 11/18       | ST. CLOUD STATE*     | W 4-3         | 32-35                         | 2-5/2-7                            | 11-38/7-22                        | Hauser 9-1-2      | 9,826          |
| 11/24       | MICHIGAN STATE       | L 2-3         | 27-31                         | 0-2/1-4                            | 5-10/3-6                          | Hauser 9-2-2      | 9,850          |
| 11/25       | MICHIGAN             | L 1-4         | 34-26                         | 0-4/1-2                            | 3-6/5-10                          | Hauser 9-3-2      | 9,767          |
| 12/1        | at Denver*           | L 0-4         | 33-20                         | 0-9/1-7                            | 7-14/9-18                         | Hauser 9-4-2      | 3,514          |
| 12/2        | at Denver*           | L 1-4         | 29-20                         | 0-3/2-6                            | 6-12/3-6                          | Hauser 9-5-2      | 4,275          |
| 12/9        | QUINNIPIAC           | W 11-2        | 45-17                         | 2-5/0-3                            | 3-6/5-10                          | Hauser 10-5-2     | 9,195          |
| 12/29       | UNION                | W 3-2         | 48-15                         | 1-7/1-4                            | 13-34/16-40                       | Hauser 11-5-2     | 9,022          |
| 12/30       | LAKE SUPERIOR STATE  | W 5-4         | 26-23                         | 2-5/2-2                            | 5-10/8-16                         | Hauser 12-5-2     | 9,440          |
| 1/5         | at Alaska Anchorage* | W 3-1         | 30-27                         | 3-5/0-6                            | 11-22/11-30                       | Hauser 13-5-2     | 4,069          |
| 1/6         | at Alaska Anchorage* | W 4-2         | 27-28                         | 0-2/0-2                            | 4-8/4-8                           | Hauser 14-5-2     | 4,196          |
| 1/12        | NORTH DAKOTA*        | L 1-4         | 30-26                         | 0-6/0-5                            | 6-12/7-14                         | Hauser 14-6-2     | 9,857          |
| 1/13        | NORTH DAKOTA*        | W 5-1         | 35-21                         | 1-4/0-6                            | 11-33/9-29                        | Hauser 15-6-2     | 9,855          |
| 1/19        | at Wisconsin*        | L 2-4         | 36-34                         | 0-5/0-6                            | 9-18/8-16                         | Hauser 15-7-2     | 12,698         |
| 1/20        | at Wisconsin*        | W 8-2         | 44-36                         | 5-8/1-7                            | 9-18/10-20                        | Hauser 16-7-2     | 15,237         |
| 1/23        | BROWN                | W 3-1         | 33-18                         | 2-4/0-2                            | 2-4/4-8                           | Hauser 17-7-2     | 9,137          |
| 1/27        | BEMIDJI STATE        | W 5-1         | 56-24                         | 2-6/0-6                            | 7-14/8-16                         | Samargia 1-0-0    | 9,709          |
| 2/2         | MICHIGAN TECH*       |               |                               |                                    |                                   |                   |                |
| 2/3         | MICHIGAN TECH*       |               |                               |                                    |                                   |                   |                |
| 2/9         | at MSU, Mankato*     |               |                               |                                    |                                   |                   |                |
| 2/10        | at MSU, Mankato*     |               |                               |                                    |                                   |                   |                |
| 2/16        | COLORADO COLLEGE*    |               |                               |                                    |                                   |                   |                |
| 2/17        | COLORADO COLLEGE*    |               |                               |                                    |                                   |                   |                |
| 2/23        | at Minnesota-Duluth* |               |                               |                                    |                                   |                   |                |
| 2/24        | at Minnesota-Duluth* |               |                               |                                    |                                   |                   |                |
| 3/2         | ST. CLOUD STATE*     |               |                               |                                    |                                   |                   |                |
| 3/3         | at St. Cloud State*  |               |                               |                                    |                                   |                   |                |
| 3/9-11      | WCHA First Round     |               |                               |                                    |                                   |                   |                |
| 3/15-17     | WCHA Final Five      |               |                               |                                    |                                   |                   |                |
| 3/23-25     | NCAA Regionals       |               |                               |                                    |                                   |                   |                |
| 4/5         | NCAA Semifinals      |               |                               |                                    |                                   |                   |                |
| 4/7         | NCAA Finals          |               |                               |                                    |                                   |                   |                |

\*WCHA Contests





# GOLDEN GOPHER

# H O C K E Y

MHO  
GHUS1  
University of Minnesota

Media Relations

Phone: (612) 625-4090

Fax: (612) 625-0359

Website: www.gophersports.com

Contact: John Romo

Phone: (612) 624-7318

E-Mail: romox001@umn.edu

## WEEKLY RELEASE February 5, 2001

### MEDIA INFORMATION

**TV:** Midwest Sports Channel - Frank Mazzocco-play-by-play; Reed Larson-color; Pat Micheletti - interviews (Saturday - Tape Delay, 9:00 p.m.)

**RADIO:** KSTP-AM (Live)/Dan Terhaar-play-by-play; Glen Sonmor-color; Eric Gislason-game-night host

**INTERVIEWS:** The coaching staff and players are available for interviews on WEDNESDAYS by request through the Media Relations office. The Golden Gopher locker room is CLOSED to the media at all times.

Postgame interviews will be done outside the locker room after a 10 minute cooling off period.

### Erik the Great

With his five-point weekend against Michigan Tech, senior captain Erik Westrum needs just four points to become the 24th member of the 150-point club at Minnesota. In 148 career games, he has 61 goals and 85 assists for 146 points. Jason Miller (1987-91) is currently in 23rd place on the list with 155 career points.

## This Weekend

**#12 MSU, Mankato (17-10-1, 11-8-1)  
at #6 Minnesota (20-7-2, 13-5-2)**

**Fri., Feb. 9 • 7:35 p.m.**

**Sat., Feb. 10 • 7:05 p.m.**

**Midwest Wireless Civic Center  
(4,832)**

### Series Information

*Series Notes: This will be the eighth and ninth meetings with MSU, Mankato, but will be the first time the Golden Gophers will make the trek to Mankato • Minnesota leads the all-time series 4-1-2 • The lone loss was 6-5 on Jan. 29, 2000 • Aside from the 6-2 victory for Minnesota in the first-ever meeting, the last six games have all been decided by two goals or less.*

*The Mavericks Last Week: MSU, Mankato continued its torrid pace (11-2-1) with a sweep of host Denver last weekend. In the process, the Mavericks moved past the Pioneers and Wisconsin into fifth place in the WCHA.*

*Head Coach: Troy Jutting is in his first season as head coach at MSU, Mankato. He replaced Don Brose who compiled a 536-526-72 mark in 30 years. Jutting is 17-10-1 this season.*

*Hauser vs. the Mavericks: Junior goaltender Adam Hauser has a 2-1-2 record against MSU, Mankato in his career. Hauser has a 3.86 goals-against-average and an .880 save percentage.*

### Career Scoring vs. MSU, M

| Player (games)      | G-A--Pts | Notes                      |
|---------------------|----------|----------------------------|
| Erik Westrum (7)    | 6-6--12  | 2-2--4 on 1/15/99          |
| Dylan Mills (7)     | 2-8--10  | 2-2--4 on 1/29/00          |
| John Pohl (5)       | 2-6--8   | 3a in 6-4 win on 3/16/00   |
| Jordan Leopold (5)  | 0-5--5   | 3a in 6-6 tie on 1/15/99   |
| Jeff Taffe (3)      | 3-0--3   | 2g in 6-5 loss on 1/29/00  |
| Aaron Miskovich (5) | 3-0--3   | Shorthanded GWG on 1/29/00 |
| Matt DeMarchi (3)   | 0-2--2   | 2a in 6-4 win on 3/16/00   |
| Matt Leimbek (5)    | 0-2--2   | 1a in 2-2 tie on 1/16/99   |
| Mark Nenovich (3)   | 0-1--1   | 1a in 6-5 loss on 1/29/00  |
| Stuart Senden (7)   | 1-0--1   | 1g in 2-2 tie on 1/16/99   |

### SCHEDULE/RESULTS

|             |   |           |
|-------------|---|-----------|
| Oct. 7      | vs. Notre Dame%                           | W 7-3     |
| Oct. 14     | at Bemidji State#                         | W 9-3     |
| Oct. 20     | MINN-DULUTH                               | W 3-1     |
| Oct. 21     | MINN-DULUTH                               | W 9-2     |
| Oct. 27     | ALASKA-ANCH.                              | W 2-1     |
| Oct. 28     | ALASKA-ANCH.                              | T 3-3     |
| Nov. 3      | WISCONSIN                                 | W 4-0     |
| Nov. 4      | WISCONSIN                                 | W 5-2     |
| Nov. 10     | at North Dakota                           | L 5-7     |
| Nov. 11     | at North Dakota                           | T 5-5     |
| Nov. 17     | at St. Cloud State                        | W 2-0     |
| Nov. 18     | ST. CLOUD STATE                           | W 4-3     |
| Nov. 24     | MICHIGAN STATE#                           | L 2-3     |
| Nov. 25     | MICHIGAN#                                 | L 1-4     |
| Dec. 1      | at Denver                                 | L 0-4     |
| Dec. 2      | at Denver                                 | L 1-4     |
| Dec. 9      | QUINNIPIAC#                               | W 11-2    |
| Dec. 10     | RUSSIA SELECT*                            | W 5-4     |
| Dec. 29     | MARIUCCI CLASSIC#                         |           |
|             | vs. Union                                 | W 3-2     |
| Dec. 30     | MARIUCCI CLASSIC#                         |           |
|             | vs. Lake Superior State                   | W 5-4     |
| Jan. 5      | at Alaska-Anch.                           | W 3-1     |
| Jan. 6      | at Alaska-Anch.                           | W 4-2     |
| Jan. 12     | NORTH DAKOTA                              | L 1-4     |
| Jan. 13     | NORTH DAKOTA                              | W 5-1     |
| Jan. 19     | at Wisconsin                              | L 2-4     |
| Jan. 20     | at Wisconsin                              | W 8-2     |
| Jan. 23     | BROWN#                                    | W 3-1     |
| Jan. 27     | BEMIDJI STATE#                            | W 5-1     |
| Feb. 2      | MICHIGAN TECH                             | W 8-3     |
| Feb. 3      | MICHIGAN TECH                             | W 5-1     |
| Feb. 9      | at MSU, Mankato                           | 7:35 p.m. |
| Feb. 10     | at MSU, Mankato                           | 7:05 p.m. |
| Feb. 16     | COLORADO COLL                             | 7:05 p.m. |
| Feb. 17     | COLORADO COLL                             | 7:05 p.m. |
| Feb. 23     | at Minn.-Duluth                           | 7:05 p.m. |
| Feb. 24     | at Minn.-Duluth                           | 7:05 p.m. |
| March 2     | ST. CLOUD STATE                           | 7:05 p.m. |
| March 3     | at St. Cloud State                        | 7:05 p.m. |
| March 9-11  | WCHA FIRST ROUND                          |           |
| March 15-17 | WCHA FINAL FIVE                           |           |
|             | (at Xcel Energy Center - St. Paul, Minn.) |           |
| March 24-26 | NCAA REGIONALS                            |           |
|             | (at Grand Rapids, Mich.)                  |           |
| April 5     | NCAA SEMIFINALS                           |           |
|             | (at Albany, N.Y.)                         |           |
| April 7     | NCAA CHAMPIONSHIP                         |           |
|             | (at Albany, N.Y.)                         |           |

%-at Xcel Energy Center (St. Paul, Minn.)  
\* - exhibition game  
# - nonconference game  
all game times are Central  
game times are subject to change



## 2000-01 Record When

|                                     |        |
|-------------------------------------|--------|
| Overall Record                      | 20-7-2 |
| WCHA Record                         | 13-5-2 |
| Home Record                         | 14-3-1 |
| Road Record                         | 5-4-1  |
| Neutral Site Record                 | 1-0-0  |
| Last 20 Games (including last year) | 13-6-1 |
| Last 10 Games (including last year) | 8-2-0  |
| Last 5 Games                        | 5-0-0  |
| Scoring A Power-Play Goal           | 18-1-1 |
| Not Scoring A Power-Play Goal       | 2-6-1  |
| Allowing A Power-Play Goal          | 8-5-1  |
| Not Allowing A Power-Play Goal      | 12-1-1 |
| Scoring A Short-Handed Goal         | 6-1-0  |
| Allowing A Short-Handed Goal        | 0-3-0  |
| 10 Or More Penalties                | 10-0-1 |
| Fewer Than 10 Penalties             | 10-7-1 |
| More Penalties Than Opponent        | 4-5-1  |
| Fewer Penalties Than Opponent       | 12-2-1 |
| Same Amount Of Penalties            | 4-0-0  |
| In One-Goal Games                   | 4-1-0  |
| In Two-Goal Games                   | 5-2-0  |
| In Three-Goal or More Games         | 11-4-0 |
| In Overtime Games                   | 0-0-2  |
| Scoring 4 or More Goals             | 14-1-1 |
| Scoring 3 or Fewer Goals            | 6-6-1  |
| Scoring 3 or More Goals             | 18-1-2 |
| Scoring 2 or Fewer Goals            | 2-6-0  |
| Allowing 4 or More Goals            | 1-6-1  |
| Allowing 3 or Fewer Goals           | 19-1-1 |
| Scoring First Goal Of Game          | 15-3-1 |
| Opponents Score First               | 5-4-1  |
| Leading After One Period            | 10-3-1 |
| Trailing After One Period           | 3-3-1  |
| Tied After One Period               | 7-1-0  |
| Scoring First Goal Of Second Period | 14-1-0 |
| Leading After Two Periods           | 16-2-0 |
| Trailing After Two Periods          | 0-5-1  |
| Tied After Two Periods              | 4-0-1  |
| Scoring First Goal Of Third Period  | 14-1-2 |
| Having 10-19 Shots On Goal          | 0-0-0  |
| Having 20-29 Shots On Goal          | 3-2-0  |
| Having 30-39 Shots On Goal          | 9-4-1  |
| Having 40 or More Shots On Goal     | 8-1-1  |
| Allowing 10-19 Shots On Goal        | 6-0-1  |
| Allowing 20-29 Shots On Goal        | 8-4-0  |
| Allowing 30-39 Shots On Goal        | 5-2-1  |
| Allowing 40 or More Shots On Goal   | 1-1-0  |
| Outshooting Opponent                | 17-6-2 |
| Opponent Outshoots Minnesota        | 3-1-0  |
| Shots Are Even                      | 0-0-0  |
| October                             | 5-0-1  |
| November                            | 4-3-1  |
| December                            | 3-2-0  |
| January                             | 6-2-0  |
| February                            | 2-0-0  |
| March                               | 0-0-0  |
| Tuesdays                            | 1-0-0  |
| Fridays                             | 7-5-0  |
| Saturdays                           | 12-2-2 |
| Sundays                             | 0-0-0  |
| Series Record                       | 5-1-4  |
| Games Following A Win               | 14-3-1 |
| Games Following A Loss              | 3-3-1  |
| Games Following A Tie               | 2-1-0  |

## News & Notes

**Minnesota Continues Roll with Two-Game Sweep:** Minnesota earned a two-game sweep of Michigan Tech at Mariucci Arena this past weekend. On Friday night, the Golden Gophers were 5-of-10 on the power-play in an 8-3 victory. On Saturday, the Golden Gophers took another early lead in a 5-1 victory. The Golden Gophers have swept seven of the past eight home series with the Huskies.

**Head Coach Don Lucia:** Golden Gopher Head Coach Don Lucia has a career coaching record of 319-181-32 (.630) in 13-plus seasons behind the bench. At Minnesota, he owns a 40-26-4 mark (.600). His teams have won 20 or more games in all but three of the past 13 seasons, including a streak of eight straight years with 20-plus wins. Lucia's teams have a 10-1-0 (.909) record against MSU, Mankato.

**Second Time Around:** Under second-year head coach Don Lucia, Minnesota has already matched its win total from a year ago by capturing its 20th victory on Saturday against Michigan Tech. The following is a breakdown of the difference between past Golden Gopher head coaches' first and second years behind the bench.

| Year    | Coach           | +/- wins (1st/2nd year)                |
|---------|-----------------|--|
| 1922-24 | Emil Iversen    | +3 (10/13)                             |
| 1930-32 | Frank Pond      | +4 (7/8)                               |
| 1935-37 | Larry Armstrong | 0 (10/10)                              |
| 1947-49 | Doc Romnes      | +2 (9/11)                              |
| 1952-54 | John Mariucci   | +2 (22/24)                             |
| 1966-68 | Glen Sonmor     | +10 (9/19)                             |
| 1972-74 | Herb Brooks     | +7 (15/22)                             |
| 1979-81 | Brad Buetow     | +7 (26/33)                             |
| 1985-87 | Doug Woog       | -1 (35/34) *Note - 35 is school record |

**Freshmen Phenoms:** This year's class of rookies is the most prolific group in terms of productivity at Minnesota since the 1996-97 class, which featured Dave Spehar and his 37 points. The following is a breakdown of the last five classes, including games played and number of freshmen that saw game action (not including goaltenders):

| Year      | G-A--PTS  | PPG | Games | No. of Frosh |
|-----------|-----------|-----|-------|--------------|
| 2000-01   | 38-44--82 | 2.8 | 29    | 6            |
| 1999-2000 | 24-34--58 | 1.4 | 41    | 4            |
| 1998-99   | 26-47--73 | 1.7 | 43    | 6            |
| 1997-98   | 16-38--54 | 1.4 | 39    | 5            |
| 1996-97   | 39-50--89 | 2.1 | 42    | 7            |

**Freshmen Notes:** Grant Potulny, the nation's leader in power-play goals, added his 13th in Saturday's win vs. Michigan Tech • Matt Koalska's streak of five straight games with a goal was snapped on Saturday night • Troy Riddle is 1-9--10 in the past five games • Paul Martin is 1-5--6 in the past five games • Joey Martin has played in 11 straight games, after appearing in just five of the first 18 games • Jon Waibel has played in all 29 games and has been a regular on the penalty-kill.

**Special Teams:** The Golden Gopher power-play has gone 16-for-33 in the past three games • The team's penalty kill has allowed just two power-play goals in the past 10 games • Opponents in those games are just 2-for-50 (4 percent) • Minnesota's power-play leads the WCHA at 30.8 percent (48-of-156) • Only two teams since 1979 have finished a year above 30 percent on the power-play (.367, 1980-81 and .330, 1979-80) • The Golden Gopher penalty kill also paces the league at 88.2 percent (127-of-144) • The school record for best penalty-kill percentage in a season is .863 in 1983-84 • In 1999-2000, Minnesota's penalty kill ranked sixth in the league at 83.0 percent.

**Hauser Home and Away:** In 17 games at Mariucci Arena, junior goaltender Adam Hauser is 13-3-1 with a 2.15 goals-against-average and .914 save percentage. In 10 away contests, he is 5-4-1 with a 3.19 gaa and .887 save percentage.

**First-Time Visitors:** Minnesota has had its share of success in first-ever road meetings against WCHA opponents. Against league foes, the Golden Gophers are 6-1-1 in first-ever meetings in the opponents' arenas. The most recent was a 3-3 tie in Minnesota's initial meeting against St. Cloud State at the National Hockey Center. The only loss was 8-5 at Colorado College on Dec. 19, 1947.

**Streakin':** Junior Jordan Leopold has had a point in five straight games (3-7--10) • Freshman Troy Riddle has a streak of five games with at least a point (1-9--10) • Senior Erik Westrum has had a point in five straight games, as well (4-4--8) • Junior Johnny Pohl is 5-7--12 in the past seven games • Freshman Paul Martin was 1-2--3 in the first 18 games, but is 1-6--7 in the past seven contests • Freshman Matt Koalska is 5-3--8 in the past six games • Freshman Grant Potulny has a five-game point streak (7-1--8) • Sophomore Jeff Taffe has four multi-point games in the past six contests (4-7--11).

**Hauser Moves Up the Charts:** Junior goaltender Adam Hauser has become Minnesota's all-time leader in games played with 103 and minutes played with 5,931. He passed former Hobey Baker Award winner and current goaltender coach Robb Stauber. On Saturday, he moved past Steve Janaszak (1975-79) into first place on the all-time saves list with 2,647. Hauser is also tied with Steve DeBus, Jim Mattson and John Blue for first with seven career shutouts.

**What a Difference a Day Makes:** Much has been made of the difference in performance from Friday to Saturday nights in league play. In Friday conference action, the Golden Gophers are 6-4-0, while the team owns a 7-1-2 mark in the series finales. The following is a breakdown of Fridays and Saturdays this season in league play:

|              | Friday | Saturday |
|--------------|--------|----------|
| Record       | 6-4-0  | 7-1-2    |
| Goals        | 3.0    | 4.9      |
| Shots        | 34.9   | 36.4     |
| Power Play   | 20.6%  | 41.7%    |
| Penalty Kill | 92.7%  | 87.0%    |
| Penalties    | 9.5    | 9.0      |

## Tale of the Tape

### Series Information

Minnesota leads 4-1-2  
 First meeting - 1/2/98, MN 6-2  
 Last meeting - 3/16/00, MN 6-4  
 MN's longest win streak - 2  
 MSU, M's longest win streak - 1

### Team Comparisons

| UM             | MSU, M                  |
|----------------|-------------------------|
| 41/141 (.288)  | PP 31/148 (.209)        |
| 118/134 (.881) | PK 129/159 (.811)       |
| 12-3-1         | Home 10-4-0             |
| 5-4-1          | Away 7-5-1              |
| 4.3            | Goals/Game 3.9          |
| 2.5            | Goals Allowed/Game 3.8  |
| 8.7            | Penalties/Game 9.3      |
| 36.8           | Shots on Goal/Game 29.6 |

## USCHO.com

### USCHO.com Division I Men's Poll

|                        |     |
|------------------------|-----|
| 1. Michigan State (28) | 580 |
| 2. Boston College (9)  | 558 |
| 3. North Dakota (3)    | 539 |
| 4. Colorado College    | 470 |
| 5. Michigan            | 410 |
| 6. Minnesota           | 400 |
| 7. St. Cloud State     | 383 |
| 8. Providence          | 302 |
| 9. New Hampshire       | 259 |
| 10. Cornell            | 181 |

### WCHA Teams Receiving Votes:

|                  |     |
|------------------|-----|
| 12. MSU, Mankato | 114 |
| 13. Wisconsin    | 113 |
| 16. Denver       | 62  |

## USA Today

### USA Today/American Hockey Magazine Poll

|                        |     |
|------------------------|-----|
| 1. Michigan State (10) | 258 |
| Boston College (8)     | 258 |
| 3. North Dakota        | 235 |
| 4. Colorado College    | 216 |
| 5. Michigan            | 196 |
| 6. Minnesota           | 168 |
| 7. St. Cloud State     | 164 |
| 8. Providence          | 134 |
| 9. New Hampshire       | 114 |
| 10. Cornell            | 100 |

### WCHA Teams Receiving Votes:

|                  |    |
|------------------|----|
| 14. MSU, Mankato | 52 |
| 15. Wisconsin    | 38 |
| 22. Denver       | 3  |

## Period-By-Period

| Scoring | 1st | 2nd | 3rd | OT | Total | Avg. |
|---------|-----|-----|-----|----|-------|------|
| MINN    | 31  | 45  | 49  | 0  | 125   | 4.3  |
| Opp.    | 17  | 20  | 36  | 0  | 73    | 2.5  |

| Shots on Goal | 1st  | 2nd  | 3rd  | OT | Total | Avg. |
|---------------|------|------|------|----|-------|------|
| MINN          | 11.8 | 12.5 | 12.4 | 3  | 1067  | 36.8 |
| Opp.          | 8.3  | 8.7  | 8.8  | 5  | 753   | 26.0 |

## On This Date....

On Feb. 9-10, 1996, Minnesota hosted the nation's number one team, Colorado College, at Mariucci Arena. In second-place, six points out of first, the Golden Gophers earned a 3-2 win on Friday night. Mike Crowley's power-play goal with less than three minutes to play broke a 2-2 tie. On Saturday though, the Tigers came out rolling and collected a 4-2 victory. CC got up early and never trailed in the contest. Colorado College would go on to win the WCHA regular-season title, while Minnesota finished in second, 12 points behind CC. The Golden Gophers would win the Final Five, as the Tigers were upset in the semis.

## Series Note

Entering its first-ever meeting with then-Mankato State with a span of one win in the past 11 contests, the Golden Gophers earned a 6-2 win at Mariucci Arena on Jan. 2, 1998. Minnesota trailed 2-1 in the second period before a three-goal flurry in just 1:32. The next night proved to be an even tougher battle with the Mavericks. In the 4-3 victory, the Golden Gophers got on top first and held a 4-2 lead entering the third period. MSU's Rob White scored to pull the Mavericks to within one, but the Golden Gophers, behind goalie Erik Day, held the lead.

## Preseason Pub

### Grand Forks Herald WCHA Coaches Poll

|                        |    |
|------------------------|----|
| 1. North Dakota (6)    | 77 |
| 2. Wisconsin (3)       | 70 |
| 3. St. Cloud State (1) | 61 |
| Minnesota              | 61 |
| 5. Colorado College    | 54 |
| 6. Denver              | 37 |
| 7. MSU, Mankato        | 35 |
| 8. Alaska-Anchorage    | 23 |
| Minnesota-Duluth       | 23 |
| 10. Michigan Tech      | 9  |

### WCHA Preseason Player of the Year

Dany Heatley, Wisconsin

### WCHA Preseason Rookie of the Year

Connor James, Denver  
 Troy Riddle, Minnesota

## THE LAST TIME IT HAPPENED

### Minnesota Swept A Road Series:

January 5-6, 2001 @ Alaska Anchorage (3-1, 4-2)

### Minnesota Was Swept In A Road Series:

December 1-2, 2000 @ Denver (4-0, 4-1)

### Minnesota Swept A Home Series:

Feb. 2-3, 2001 vs. Michigan Tech (8-3, 5-1)

### Minnesota Was Swept In A Home Series:

February 25-26, 2000 vs. Wisconsin (4-2, 5-4)

### Minnesota Shut Out An Opponent:

November 17, 2000 at St. Cloud State  
(Adam Hauser, 2-0)

### An Opponent Shut Out Minnesota:

December 1, 2000 at Denver (Wade Dubielewicz, 4-0)

### Minnesota Player Scored A Hat Trick:

January 20, 2001 at Wisconsin  
(Grant Potulny, 8-2 Minnesota win)

### Minnesota Player Scored A Pure Hat Trick:

February 26, 1999 @ Minnesota-Duluth  
(Wyatt Smith, 4-1 Minnesota win)

### An Opponent Scored A Hat Trick:

January 22, 1999 @ North Dakota  
(Jeff Panzer, four goals, 5-4, Minnesota loss)

### Minnesota Player Scored Four Goals In A Game:

February 27, 1999 @ Minnesota-Duluth  
(Reggie Berg, 10-7 Minnesota win)

### Minnesota Won When Trailing After Two Periods:

March 11, 2000 @ Colorado College in WCHA First Round (3-2 OT/trailing 1-0 heading into third period)

### Minnesota Had 50 or More Shots On Goal In A Game:

January 27, 2001 vs. Bemidji State  
(56 shots, 5-1 Minnesota win)

### Opponent Had 50 or More Shots On Goal In A Game:

January 31, 1997 @ North Dakota  
(51 shots, 6-4 Minnesota loss)

### Minnesota Player Scored A Shorthanded Goal:

January 27, 2001 vs. Bemidji State  
(Erik Westrum, second period, 5-1 win)

### Minnesota Won In Overtime:

March 11, 2000 vs. Colorado College (3-2)

### Minnesota Lost In Overtime:

March 4, 2000 @ St. Cloud State (4-3)

### Minnesota Tied In Overtime:

November 11, 2000 at North Dakota (5-5)

### Minnesota Scored 10 Goals Or More In A Game:

December 9 vs. Quinnipiac  
(11-2 Minnesota win)

### Opponent Scored 10 Goals Or More In A Game:

January 30, 1993 @ Michigan Tech  
(10-2 Minnesota loss)

## Career Game Highs

### #1 Adam Hauser

Goals Allowed: 0 (6 times, last 11/17/00 at SCSU)  
Saves: 44 (10/22/99 vs. North Dakota)  
Saves %: 1.000 (6 times, last 11/17/00 at SCSU)

### #2 Mark Nenovich

Goals: 1 (2 times, last 3/11/00 at CC)  
Assists: 1 (2 times, last 1/30/00 vs. MSU, Mank.)  
Points (Game): 2 (12/29/99 vs. Harvard)

### #3 Jordan Leopold

Goals: 2 (3 times, last 11/10/00 at UND)  
Assists: 3 (4 times, last 1/20/01 at Wis.)  
Points (Game): 4 (2 times, 1/20/01 at Wis.)

### #4 Dylan Mills

Goals: 2 (1/29/00 vs. MSU, Mankato)  
Assists: 2 (12 times, last 1/6/01 at UAA)  
Points: 4 (1/29/00 vs. MSU, Mankato)

### #5 Jon Waibel

Goals: n/a  
Assists: 1 (5 times, last 1/27/01 vs. BSU)  
Points: n/a

### #7 Erik Westrum

Goals: 3 (11/13/99 at Wisconsin)  
Assists: 4 (10/14/00 at Bemidji State)  
Points: 5 (10/14/00 at Bemidji State)

### #9 John Pohl

Goals: 3 (1/15/00 vs. Denver)  
Assists: 4 (1/14/00 vs. Denver)  
Points: 4 (3 times, last 1/15/00 vs. Denver)

### #10 Paul Martin

Goals: 1 (2 times, last 1/27/01 vs. BSU)  
Assists: 2 (1/20/01 at Wis.)  
Points: 2 (3 times, last 1/27/01 vs. BSU)

### #11 Erik Wendell

Goals: 2 (2/2/01 vs. MTU)  
Assists: 1 (9 times, last 2/26/00 vs. Wis.)  
Points: 2 (3 times, last 2/2/01 vs. MTU)

### #12 Matt Koalska

Goals: 1 (8 times, last 2/2/01 vs. MTU)  
Assists: 2 (2 times, last 2/2/01 vs. MTU)  
Points: 3 (2/2/01 vs. MTU)

### #15 Stuart Senden

Goals: 3 (12/9/00 vs. Quinnipiac)  
Assists: 2 (2 times, last 10/21/00 vs. UMD)  
Points: 3 (12/9/00 vs. Quinnipiac)

### #16 Nick Anthony

Goals: 1 (6 times, last 1/6/01 at UAA)  
Assists: 2 (12/9/00 vs. Quinnipiac)  
Points: 3 (12/9/00 vs. Quinnipiac)

### #18 Grant Potulny

Goals: 3 (1/20/01 at Wis.)  
Assists: 1 (7 times, last 1/27/01 vs. BSU)  
Points: 3 (2 times, last 1/20/01 at Wis.)

### #19 Matt DeMarchi

Goals: 1 (2 times, last 10/14/00 at BSU)  
Assists: 2 (3/16/00 vs. MSU, Mankato)  
Points: 2 (2 times, last 10/14/00 at BSU)

### #20 Joey Martin

Goals: n/a  
Assists: 1 (12/30/00 vs. LSSU)  
Points: n/a

### #21 Troy Riddle

Goals: 2 (10/14/00 at Bemidji State)  
Assists: 3 (1/20/01 at Wis.)  
Points: 3 (2 times, last 2/2/01 vs. MTU)

### #22 Jeff Taffe

Goals: 2 (1/29/00 vs. MSU, Mankato)  
Assists: 4 (2/18/00 at Michigan Tech)  
Points: 4 (2 times, last 1/20/01 at Wis.)

### #24 Ben Tharp

Goals: 1 (3 times, last 2/2/01 vs. MTU)  
Assists: 3 (2/18/00 at Michigan Tech)  
Points: 3 (2/18/00 at Michigan Tech)

### #25 Pat O'Leary

Goals: 2 (2 times, last 12/30/00 vs. LSSU)  
Assists: 1 (6 times, last 1/6/01 at UAA)  
Points: 2 (2 times, last 1/6/01 at UAA)

### #26 Nick Angell

Goals: 1 (6 times, last 12/30/00 vs. LSSU)  
Assists: 2 (12/10 at SCSU)  
Points: 2 (3 times, last 10/21/00 vs. UMD)

### #27 Aaron Miskovich

Goals: 2 (4 times, last 2/11/00 vs. CC)  
Assists: 4 (1/15/00 vs. Denver)  
Points: 4 (2 times, last 2/11/00 vs. CC)

### #28 Matt Leimbek

Goals: 2 (10/28 vs. UAA)  
Assists: 2 (2 times, last 1/29/99 vs. MTU)  
Points: 3 (1/29/99 vs. Michigan Tech)

### #34 Pete Samargia

Goals Allowed: 4 (3/4/00 at SCSU)  
Saves (Game): 35 (3/4/00 at SCSU)  
Saves%: .958 (1/27/01 vs. BSU)

## Did You Know?

**Minnesota and the NHL:** Fifty-six percent (14/25) of the Golden Gophers on this year's squad have been drafted by teams in the NHL, the highest percentage ever at Minnesota. Prior to the 1998-99 season, only 25 percent (7/28) of players on the roster had been chosen.

### CAREER GOALS - CURRENT PLAYERS

|                 |    |
|-----------------|----|
| Erik Westrum    | 61 |
| Aaron Miskovich | 40 |
| John Pohl       | 38 |
| Stuart Senden   | 21 |
| Jordan Leopold  | 22 |
| Jeff Taffe      | 20 |
| Grant Potulny   | 16 |
| Erik Wendell    | 15 |
| Dylan Mills     | 12 |
| Pat O'Leary     | 10 |
| Troy Riddle     | 11 |
| Matt Leimbek    | 9  |
| Matt Koalska    | 9  |
| Nick Anthony    | 7  |
| Nick Angell     | 6  |
| Matt DeMarchi   | 4  |
| Ben Tharp       | 3  |
| Mark Nenovich   | 2  |
| Paul Martin     | 2  |

### CAREER ASSISTS - CURRENT PLAYERS

|                 |    |
|-----------------|----|
| Erik Westrum    | 85 |
| John Pohl       | 68 |
| Dylan Mills     | 59 |
| Jordan Leopold  | 59 |
| Aaron Miskovich | 43 |
| Jeff Taffe      | 30 |
| Matt Leimbek    | 19 |
| Nick Angell     | 19 |
| Stuart Senden   | 17 |
| Ben Tharp       | 15 |
| Nick Anthony    | 12 |
| Matt DeMarchi   | 12 |
| Troy Riddle     | 11 |
| Erik Wendell    | 10 |
| Matt Koalska    | 10 |
| Grant Potulny   | 9  |
| Paul Martin     | 8  |
| Pat O'Leary     | 7  |
| Jon Waibel      | 5  |
| Mark Nenovich   | 2  |
| Joey Martin     | 2  |

### CAREER POINTS - CURRENT PLAYERS

|                 |     |
|-----------------|-----|
| Erik Westrum    | 146 |
| John Pohl       | 106 |
| Aaron Miskovich | 83  |
| Jordan Leopold  | 82  |
| Dylan Mills     | 71  |
| Jeff Taffe      | 50  |
| Stuart Senden   | 38  |
| Matt Leimbek    | 28  |
| Nick Angell     | 25  |
| Erik Wendell    | 25  |
| Grant Potulny   | 24  |
| Troy Riddle     | 22  |
| Nick Anthony    | 19  |
| Ben Tharp       | 18  |
| Matt Koalska    | 18  |
| Pat O'Leary     | 17  |
| Matt DeMarchi   | 16  |
| Paul Martin     | 10  |
| Jon Waibel      | 5   |
| Mark Nenovich   | 4   |
| Joey Martin     | 2   |

### CAREER GAMES - CURRENT PLAYERS

|                 |     |
|-----------------|-----|
| Erik Westrum    | 147 |
| Dylan Mills     | 146 |
| Aaron Miskovich | 138 |
| Stuart Senden   | 128 |
| Matt Leimbek    | 111 |
| John Pohl       | 107 |
| Jordan Leopold  | 106 |
| Adam Hauser     | 104 |
| Nick Angell     | 98  |
| Erik Wendell    | 93  |
| Pat O'Leary     | 67  |
| Matt DeMarchi   | 65  |
| Jeff Taffe      | 64  |
| Ben Tharp       | 57  |
| Nick Anthony    | 54  |
| Mark Nenovich   | 51  |
| Matt Koalska    | 29  |
| Grant Potulny   | 29  |
| Jon Waibel      | 29  |
| Paul Martin     | 25  |
| Troy Riddle     | 25  |
| Joey Martin     | 16  |
| Chad Roberg     | 6   |

## WCHA Standings/Schedule

| Team (Overall Record, win %)    | GP | W  | L  | T | Pts | GF | GA | GDif |
|---------------------------------|----|----|----|---|-----|----|----|------|
| North Dakota (20-5-5, .750)     | 22 | 16 | 4  | 2 | 34  | 97 | 67 | +30  |
| Colorado College (20-6-1, .759) | 21 | 15 | 6  | 0 | 30  | 85 | 56 | +29  |
| Minnesota (20-7-2, .724)        | 20 | 13 | 5  | 2 | 28  | 79 | 50 | +29  |
| St. Cloud State (20-7-1, .732)  | 20 | 13 | 7  | 0 | 26  | 75 | 56 | +19  |
| MSU, Mankato (17-10-1, .625)    | 20 | 11 | 8  | 1 | 23  | 74 | 63 | +9   |
| Wisconsin (15-11-2, .571)       | 20 | 10 | 8  | 2 | 22  | 55 | 61 | -6   |
| Denver (14-12-3, .534)          | 21 | 9  | 10 | 2 | 20  | 56 | 63 | -7   |
| Michigan Tech (6-18-2, .269)    | 20 | 4  | 15 | 1 | 9   | 51 | 84 | -33  |
| Alaska Anchorage (5-18-3, .250) | 22 | 3  | 16 | 3 | 9   | 49 | 82 | -33  |
| Minnesota-Duluth (5-21-2, .214) | 20 | 2  | 17 | 1 | 5   | 52 | 91 | -39  |

## Season Highs/Lows

### Team

|   |  |
|---|--|
| <b>MOST GOALS/GAME</b>                    | (11) 12/9 vs. Quinnipiac   |
| <b>LEAST GOALS/GAME</b>                   | (0) 12/1 at Denver   |
| <b>MOST ASSISTS/GAME</b>                  | (15) 12/9 vs. Quinnipiac   |
| <b>LEAST ASSISTS/GAME</b>                 | (0) 12/1 at Denver   |
| <b>MOST GOALS AGAINST/GAME</b>            | (7) 11/10 at North Dakota  |
| <b>LEAST GOALS AGAINST/GAME</b>           | (0) two times, 11/17 at SCSU   |
| <b>MOST ASSISTS AGAINST/GAME</b>          | (12) 11/10 at North Dakota   |
| <b>LEAST ASSISTS AGAINST/GAME</b>         | (0) two times, 11/17 at SCSU   |
| <b>MOST GOALS/PERIOD</b>                  | (5) 11/10 at North Dakota - second period                              |
| <b>MOST GOALS AGAINST/PERIOD</b>          | (4) 11/10 at North Dakota - third period                               |
| <b>MOST POWER PLAY GOALS/GAME</b>         | (5) two times, 2/2 vs. Michigan Tech                                   |
| <b>MOST POWER PLAY GOALS ALLOWED/GAME</b> | (2) four times, last 12/30 vs. LSSU                                    |
| <b>MOST SHOTS ON GOAL/GAME</b>            | (56) 1/27 vs. Bemidji State  |
| <b>LEAST SHOTS ON GOAL/GAME</b>           | (26) 11/17 at SCSU   |
| <b>MOST SHOTS AGAINST/GAME</b>            | (40) two times, last 2/2 vs. Michigan Tech                             |
| <b>LEAST SHOTS AGAINST/GAME</b>           | (13) 10/20 vs. UMD   |
| <b>MOST SHOTS ON GOAL/PERIOD</b>          | (24) two times, last 11/3 vs. Wisconsin - second period                |
| <b>MOST SHOTS AGAINST/PERIOD</b>          | (16) two times, last 1/20 at Wisconsin - first period                  |
| <b>MOST PENALTIES/GAME</b>                | (21) two times, last 2/2 vs. Michigan Tech                             |
| <b>LEAST PENALTIES/GAME</b>               | (2) two times, last 1/23 vs. Brown                                     |
| <b>MOST PIM/GAME</b>                      | (66) 2/2 vs. Michigan Tech   |
| <b>LEAST PIM/GAME</b>                     | (4) two times, last 1/23 vs. Brown                                     |
| <b>MOST OPP. PENALTIES/GAME</b>           | (26) 2/2 vs. Michigan Tech   |
| <b>LEAST OPP. PENALTIES/GAME</b>          | (2) 10/27 vs. Alaska-Anchorage   |
| <b>MOST OPP. PIM/GAME</b>                 | (76) 2/2 vs. Michigan Tech   |
| <b>LEAST OPP. PIM/GAME</b>                | (4) 10/27 vs. Alaska-Anchorage   |
| <b>QUICKEST TWO GOALS</b>                 | (0:14) 11/10 at North Dakota - second period (Taffe, Koalska)          |
| <b>QUICKEST THREE GOALS</b>               | (1:17) 11/10 at North Dakota - second period (Leopold, Taffe, Koalska) |

## Individual

|                           |   |
|---------------------------|---|
| <b>GOALS/GAME</b>         | (3) two times, last Grant Potulny, 1/20 at Wisconsin                      |
| <b>GOALS/PERIOD</b>       | (2) six times, last Grant Potulny, 1/27 vs. Brown - third period          |
| <b>ASSISTS/GAME</b>       | (4) Erik Westrum, 10/14 at Bemidji State                                  |
| <b>ASSISTS/PERIOD</b>     | (2) 14 times, last John Pohl, 2/3 vs. Michigan Tech - first period        |
| <b>POINTS/GAME</b>        | (5) Erik Westrum, 10/14 at Bemidji State                                  |
| <b>POINTS/PERIOD</b>      | (3) three times, last Matt Koalska, 2/2 vs. Michigan Tech - second period |
| <b>PENALTIES/GAME</b>     | (7) Matt DeMarchi, 2/2 vs. Michigan Tech                                  |
| <b>PIM/GAME</b>           | (22) Matt DeMarchi, 2/2 vs. Michigan Tech                                 |
| <b>SHOTS ON GOAL/GAME</b> | (9) Jordan Leopold, 12/29 vs. Union                                       |
| <b>SAVES/GAME</b>         | (37) Adam Hauser, 2/2 vs. Michigan Tech                                   |

**Tell-Tale Signs:** In Minnesota's 20 victories, the Golden Gophers capitalized on 37.9 percent of their power-play opportunities (44-of-116), while opponents were at 9.0 percent (9-of-101). In Minnesota's seven losses, the power-play is clicking at just 3.0 percent (1-of-33), while opponents are at 21.9 percent (7-of-32).

**High-Flying Offense:** Minnesota's eight goals against Michigan Tech on Friday marked the fifth occasion that the team had eight or more goals in a contest. That is the most for the Golden Gophers since the team had six in the 1991-92 campaign.

## Goal Breakdown

|                              | MN | OPP |
|------------------------------|----|-----|
| 5-on-5                       | 67 | 49  |
| 5-on-4                       | 43 | 17  |
| 6-on-5                       | 0  | 0   |
| 4-on-5                       | 6  | 3   |
| 4-on-4                       | 4  | 2   |
| 5-on-3                       | 4  | 0   |
| 4-on-3                       | 1  | 0   |
| Power Play                   | 48 | 17  |
| Shorthanded                  | 7  | 3   |
| Empty Net                    | 3  | 1   |
| First Minute of Game         | 2  | 1   |
| First 2 Minutes of Game      | 5  | 2   |
| First 5 Minutes of Game      | 7  | 5   |
| First 10 Minutes of Game     | 10 | 7   |
| First Goal of Game           | 9  | 10  |
| First Minute of Period       | 8  | 1   |
| Last Minute of Period        | 3  | 2   |
| Last Minute of Game          | 4  | 0   |
| Last 5 Minutes of Game       | 9  | 4   |
| To Tie Game – Last 5 Minutes | 1  | 0   |
| To Win Game – Last 5 Minutes | 1  | 1   |
| Unassisted                   | 8  | 7   |
| One Assist                   | 46 | 26  |
| Two Assists                  | 72 | 38  |
| Home                         | 79 | 36  |
| Road                         | 39 | 32  |
| Neutral                      | 7  | 3   |
| Overtime                     | 0  | 0   |

### GOAL SCORED AFTER OPPONENTS' GOAL

|                       | MN | OPP |
|-----------------------|----|-----|
| Less Than One Minute  | 3  | 2   |
| One To Three Minutes  | 11 | 6   |
| Three To Five Minutes | 1  | 1   |

## Stats By Class

|               | G-A--Pts  | P/M    | PP | SH | GW |
|---------------|-----------|--------|----|----|----|
| Senior (5)    | 36-51--87 | 63/138 | 7  | 6  | 6  |
| Junior (5)    | 32-53--85 | 54/124 | 16 | 0  | 4  |
| Sophomore (7) | 19-37--56 | 78/188 | 4  | 0  | 5  |
| Freshman (6)  | 38-44--82 | 50/116 | 20 | 1  | 5  |

## Drafted Golden Gophers

| Player          | Organization |
|-----------------|--------------|
| Matt DeMarchi   | New Jersey   |
| Adam Hauser     | Edmonton     |
| Matt Koalska    | Nashville    |
| Jordan Leopold  | Calgary      |
| Joey Martin     | Chicago      |
| Paul Martin     | New Jersey   |
| Aaron Miskovich | Colorado     |
| Pat O'Leary     | Phoenix      |
| John Pohl       | St. Louis    |
| Grant Potulny   | Ottawa       |
| Troy Riddle     | St. Louis    |
| Jeff Taffe      | St. Louis    |
| Erik Wendell    | Washington   |
| Erik Westrum    | Phoenix      |

## multiple-point games (season/career)

| Player (Games)         | Last Time                          | Record         |
|------------------------|------------------------------------|----------------|
| Erik Westrum (11/37)   | 2/3/01 at MTU (2g, 1a)             | 10-0-1/21-13-3 |
| Jordan Leopold (9/16)  | 2/3/01 at MTU (1g, 1a)             | 7-1-1/10-5-2   |
| Grant Potulny (8/8)    | 1/23/01 vs. Brown (2g)             | 7-0-1/7-0-1    |
| John Pohl (8/28)       | 2/3/01 at MTU (3a)                 | 7-0-1/21-6-1   |
| Jeff Taffe (7/11)      | 2/2/01 at MTU (1g, 2a)             | 4-2-1/7-3-1    |
| Matt Koalska (6/6)     | 2/2/01 at MTU (1g, 2a)             | 6-0-0/6-0-0    |
| Troy Riddle (5/5)      | 2/2/01 at MTU (1g, 2a)             | 5-0-0/5-0-0    |
| Dylan Mills (4/17)     | 1/6/01 at UAA (2a)                 | 4-0-0/13-4-0   |
| Aaron Miskovich (4/17) | 2/2/01 at MTU (1g, 1a)             | 4-0-0/13-3-1   |
| Paul Martin (3/3)      | 1/27/01 vs. Bemidji State (1g, 1a) | 3-0-0/3-0-0    |
| Stuart Senden (2/6)    | 12/9/00 vs. Quinnipiac (3g)        | 2-0-0/4-2-0    |
| Ben Tharp (2/4)        | 12/30/00 vs LSSU (2a)              | 2-0-0/4-0-0    |
| Nick Anthony (2/3)     | 12/9/00 vs. Quinnipiac (1g, 2a)    | 2-0-0/3-0-0    |
| Pat O'Leary (2/3)      | 1/6/01 at UAA (1g, 1a)             | 2-0-0/3-0-0    |
| Matt Leimbek (1/4)     | 10/28/00 vs. UAA (2g)              | 0-0-1/2-1-1    |
| Nick Angell (1/3)      | 10/21/00 vs. UMD (1g, 1a)          | 1-0-0/2-1-0    |
| Matt DeMarchi (1/2)    | 10/14/00 at Bemidji State (1g, 1a) | 1-0-0/2-0-0    |
| Erik Wendell (1/3)     | 2/2/01 at MTU (2g)                 | 1-0-0/3-0-0    |
| Mark Nenovich (0/1)    | 12/29/99 vs. Harvard (1g, 1a)      | 0-0-0/1-0-0    |

## multiple-goal games (season/career)

| Player (Games)        | Last Time                       | Record      |
|-----------------------|---------------------------------|-------------|
| Erik Westrum (4/13)   | 2/3/01 at MTU (2g)              | 4-0-0/7-5-1 |
| Grant Potulny (3/3)   | 1/23/01 vs. Brown (2g)          | 3-0-0/3-0-0 |
| John Pohl (2/5)       | 1/5/00 at Alaska Anchorage (2g) | 2-0-0/5-0-0 |
| Stuart Senden (1/3)   | 12/9/00 vs. Quinnipiac (3g)     | 1-0-0/2-1-0 |
| Jordan Leopold (1/3)  | 11/10/00 at North Dakota (2g)   | 0-1-0/1-2-0 |
| Pat O'Leary (1/2)     | 12/30/00 vs. LSSU (2g)          | 1-0-0/2-0-0 |
| Matt Leimbek (1/1)    | 10/28/00 vs. UAA (2g)           | 0-0-1/0-0-1 |
| Troy Riddle (1/1)     | 10/14/00 at Bemidji State (2g)  | 1-0-0/1-0-0 |
| Erik Wendell (1/1)    | 2/2/01 at MTU (2g)              | 1-0-0/1-0-0 |
| Aaron Miskovich (0/4) | 2/13/00 vs. CC (2g)             | 0-0-0/4-0-0 |
| Dylan Mills (0/1)     | 1/29/00 vs. MSU (2g)            | 0-0-0/0-1-0 |
| Jeff Taffe (0/1)      | 1/29/00 vs. MSU (2g)            | 0-0-0/0-1-0 |

## The Home Stretch

### Remaining Schedules for WCHA Contenders

| Team (Pts)            | Schedule                       | Opp. WCHA %    |
|-----------------------|--------------------------------|----------------|
| North Dakota (34)     | vs. UW, vs. DU, @ MTU          | 23-33-5 (.418) |
| Colorado College (30) | vs. DU, @ UM, vs. UW, @ MSU-M  | 43-31-7 (.574) |
| Minnesota (28)        | @ MSU-M, vs. CC, @ UMD, vs. SC | 41-38-2 (.525) |
| St. Cloud State (26)  | @ UAA, @ UW, vs. MSU-M, vs. UM | 27-37-8 (.431) |
| MSU, Mankato (23)     | vs. UM, vs. MTU, @ SC, vs. CC  | 45-33-3 (.574) |
| Wisconsin (22)        | @ UND, vs. SC, @ CC, vs. MTU   | 48-32-3 (.596) |
| Denver (20)           | @ CC, @ UND, vs. UAA, vs. UMD  | 36-43-6 (.459) |

## Month-By-Month

| No. | Player          | Oct.              | Nov.              | Dec.               | Jan.              | Feb.              | March | Total              |
|-----|-----------------|-------------------|-------------------|--------------------|-------------------|-------------------|-------|--------------------|
| 1   | Adam Hauser     | 5-0-1, 2.14, .889 | 4-3-1, 2.86, .911 | 3-2-0, 2.86, .862  | 5-2-0, 2.22, .916 | 2-0-0, 2.00, .941 |       | 19-7-2, 2.55, .901 |
| 2   | Mark Nenovich   | 0-0-0 (0)         | 0-0-0 (6)         | 0-0-0 (2)          | 0-0-0 (2)         | 0-0-0 (0)         |       | 0-0-0 (10)         |
| 3   | Jordan Leopold  | 2-7-9 (6)         | 3-7-10 (8)        | 0-4-1 (5)          | 3-5-8 (8)         | 1-3-4 (2)         |       | 9-26-35 (29)       |
| 4   | Dylan Mills     | 0-3-3 (6)         | 0-4-4 (8)         | 1-3-4 (5)          | 0-5-5 (8)         | 0-1-1 (2)         |       | 1-16-17 (29)       |
| 5   | Jon Waibel      | 0-1-1 (6)         | 0-1-1 (8)         | 0-0-0 (5)          | 0-3-3 (8)         | 0-0-0 (2)         |       | 0-5-5 (29)         |
| 7   | Erik Westrum    | 6-7-13 (6)        | 4-5-9 (8)         | 4-2-6 (5)          | 2-4-6 (8)         | 2-3-5 (2)         |       | 18-21-39 (29)      |
| 9   | John Pohl       | 1-5-6 (6)         | 6-4-10 (8)        | 2-2-4 (5)          | 3-3-6 (4)         | 1-3-4 (2)         |       | 13-17-30 (26)      |
| 10  | Paul Martin     | 0-0-0 (6)         | 0-1-1 (8)         | 1-1-2 (3)          | 1-5-6 (6)         | 0-1-1 (2)         |       | 2-8-10 (25)        |
| 11  | Erik Wendell    | 1-0-1 (6)         | 1-0-1 (3)         | 0-0-0 (2)          | 0-1-1 (8)         | 2-0-2 (2)         |       | 4-1-5 (21)         |
| 12  | Matt Koalska    | 2-2-4 (6)         | 2-1-3 (8)         | 0-4-4 (5)          | 4-1-5 (8)         | 1-2-3 (2)         |       | 9-10-19 (29)       |
| 14  | Chad Roberg     | 0-0-0 (0)         | 0-0-0 (3)         | 0-0-0 (1)          | 0-0-0 (2)         | 0-0-0 (0)         |       | 0-0-0 (6)          |
| 15  | Stuart Senden   | 0-2-2 (4)         | 1-0-1 (2)         | 4-0-1 (5)          | 0-1-1 (8)         | 0-1-1 (2)         |       | 5-4-9 (23)         |
| 16  | Nick Anthony    | 0-4-4 (6)         | 1-1-1 (4)         | 1-2-3 (5)          | 1-1-2 (6)         | 0-0-0 (0)         |       | 3-8-11 (21)        |
| 18  | Grant Potulny   | 3-2-5 (6)         | 2-1-3 (8)         | 2-3-5 (5)          | 7-2-9 (8)         | 2-0-2 (2)         |       | 16-8-24 (29)       |
| 19  | Matt DeMarchi   | 1-3-4 (6)         | 0-1-1 (6)         | 1-0-1 (5)          | 1-0-1 (8)         | 0-2-2 (2)         |       | 3-6-9 (27)         |
| 20  | Joey Martin     | 0-0-0 (0)         | 0-0-0 (3)         | 0-1-1 (3)          | 0-1-1 (8)         | 0-0-0 (2)         |       | 0-2-2 (16)         |
| 21  | Troy Riddle     | 6-1-7 (6)         | 2-1-3 (8)         | 1-0-1 (3)          | 1-6-7 (6)         | 1-3-4 (2)         |       | 11-11-22 (25)      |
| 22  | Jeff Taffe      | 2-4-6 (6)         | 3-6-9 (8)         | 0-3-3 (3)          | 4-5-9 (6)         | 1-2-3 (2)         |       | 10-20-30 (25)      |
| 24  | Ben Tharp       | 2-1-3 (6)         | 0-0-0 (5)         | 0-2-0 (5)          | 0-0-0 (8)         | 1-0-1 (2)         |       | 3-3-6 (26)         |
| 25  | Pat O'Leary     | 1-0-1 (5)         | 0-2-2 (7)         | 2-0-0 (5)          | 1-2-3 (8)         | 0-0-0 (2)         |       | 4-4-8 (26)         |
| 26  | Nick Angell     | 1-2-3 (6)         | 0-1-1 (8)         | 1-1-2 (5)          | 0-0-0 (4)         | 0-1-1 (2)         |       | 2-5-7 (25)         |
| 27  | Aaron Miskovich | 2-1-3 (6)         | 3-2-5 (8)         | 0-1-1 (5)          | 3-2-5 (8)         | 1-2-3 (2)         |       | 9-8-17 (28)        |
| 28  | Matt Leimbek    | 3-0-3 (3)         | 0-2-2 (8)         | 0-0-0 (5)          | 0-0-0 (4)         | 0-0-0 (0)         |       | 3-2-5 (21)         |
| 34  | Pete Samargia   | 0-0-0, 0.00, .000 | 0-0-0, 0.00, .000 | 0-0-0, 0.00, 1.000 | 1-0-0, 0.81, .917 | 0-0-0, 0.00, .000 |       | 1-0-0, 0.64, .974  |

## fall signings announced

**Keith Ballard**, a 5'11", 200-pound defenseman from Baudette, Minn., is spending this season with the Omaha Lancers in the United States Hockey League. This season through 31 games with the Lancers, he ranks third on the team in scoring with 14 goals and 12 assists for 26 points. Ballard played last season in the United State Junior Development program in Ann Arbor, Mich. He had 12 goals and 21 assists in 58 games and led all defensemen in scoring.

**Mike Erickson** is a 6'2", 180-pound forward from Eden Prairie High School in Eden Prairie, Minn. Erickson was an All-State, All-Metro and All-Conference selection during his junior season. He led the State Class AA in scoring with 38 goals and 25 assists for 63 points. A two-year letterwinner and team MVP last year, Erickson has amassed career totals of 62 goals, 43 assists and 105 points. He is also the starting quarterback for the Eden Prairie football team which won the 2000 state title.

**Jake Fleming**, a 5'9", 170-pound center from Osseo, Minn., is spending this season with the Omaha Lancers in the United State Hockey League. He has tallied seven goals and 15 assists through 30 games this season with the Lancers. Fleming played last season in the United States Junior Development program in Ann Arbor, Mich. He had nine goals and 18 assists, which ranked sixth on the team. Fleming also spent time with the team during the 1998-99 season.

**Garrett Smaagaard**, a 5'11", 165-pound forward from Eden Prairie High School in Eden Prairie, Minn., joins teammate Mike Erickson in signing with the Golden Gophers. Smaagaard earned All-Metro and All-Conference laurels during his junior campaign and tallied 22 goals and 36 assists for 58 points. A two-year letterwinner, he has career totals of 41 goals, 60 assists and 101 points. Smaagaard is also a starting defensive back and wide receiver for the Eden Prairie football team which finished the 2000 season unbeaten and won the state title.

**Barry Tallackson** is a 6'4", 192-pound forward from St. Paul, Minn., who is playing with the United States Junior Development program in Ann Arbor, Mich. He leads the team with 12 goals in 23 games this season. Tallackson has spent two years in Ann Arbor and tallied 14 goals and six assists in 53 games last season. He played at St. Paul Johnson as a sophomore.

**Travis Weber**, a 5'11", 205-pound goaltender from Hibbing, Minn., is playing with the United States Junior Development program. Last year, he posted a team-best 2.73 goals-against-average and .894 save percentage in Ann Arbor, Mich. This season, Weber was in goal as the team defeated then-sixth ranked Michigan State 6-4.

## 2000-01 Minnesota Schedule/Results

| <u>Date</u> | <u>Opponent</u>      | <u>Result</u> | <u>MN/OPP</u><br><u>Shots</u> | <u>MN/OPP</u><br><u>Power-Play</u> | <u>MN/OPP</u><br><u>Penalties</u> | <u>Goaltender</u> | <u>Attend.</u> |
|-------------|----------------------|---------------|-------------------------------|------------------------------------|-----------------------------------|-------------------|----------------|
| 10/7        | vs. Notre Dame       | W 7-3         | 31-18                         | 3-5/0-6                            | 21-42/20-51                       | Hauser 1-0-0      | 18,064         |
| 10/14       | at Bemidji State     | W 9-3         | 54-16                         | 3-6/1-5                            | 7-14/7-14                         | Hauser 2-0-0      | 2,358          |
| 10/20       | MINNESOTA-DULUTH*    | W 3-1         | 33-13                         | 2-7/0-5                            | 6-12/8-16                         | Hauser 3-0-0      | 9,749          |
| 10/21       | MINNESOTA-DULUTH*    | W 9-2         | 43-30                         | 4-6/1-8                            | 17-42/14-36                       | Hauser 4-0-0      | 9,731          |
| 10/27       | ALASKA ANCHORAGE*    | W 3-1         | 34-23                         | 1-2/0-2                            | 2-4/2-4                           | Hauser 5-0-0      | 9,322          |
| 10/28       | ALASKA ANCHORAGE*    | T 3-3         | 44-17                         | 0-3/0-2                            | 4-8/5-10                          | Hauser 5-0-1      | 9,339          |
| 11/3        | WISCONSIN*           | W 4-0         | 51-31                         | 1-8/0-7                            | 11-22/13-34                       | Hauser 6-0-1      | 9,851          |
| 11/4        | WISCONSIN*           | W 5-2         | 40-38                         | 3-8/0-6                            | 14-44/17-45                       | Hauser 7-0-1      | 9,878          |
| 11/10       | at North Dakota*     | L 5-7         | 42-40                         | 1-3/2-5                            | 9-18/8-16                         | Hauser 7-1-1      | 6,067          |
| 11/11       | at North Dakota*     | T 5-5         | 36-33                         | 3-4/1-5                            | 10-20/9-18                        | Hauser 7-1-2      | 6,067          |
| 11/17       | at St. Cloud State*  | W 2-0         | 29-25                         | 0-8/0-6                            | 11-22/14-47                       | Hauser 8-1-2      | 6,685          |
| 11/18       | ST. CLOUD STATE*     | W 4-3         | 32-35                         | 2-5/2-7                            | 11-38/7-22                        | Hauser 9-1-2      | 9,826          |
| 11/24       | MICHIGAN STATE       | L 2-3         | 27-31                         | 0-2/1-4                            | 5-10/3-6                          | Hauser 9-2-2      | 9,850          |
| 11/25       | MICHIGAN             | L 1-4         | 34-26                         | 0-4/1-2                            | 3-6/5-10                          | Hauser 9-3-2      | 9,767          |
| 12/1        | at Denver*           | L 0-4         | 33-20                         | 0-9/1-7                            | 7-14/9-18                         | Hauser 9-4-2      | 3,514          |
| 12/2        | at Denver*           | L 1-4         | 29-20                         | 0-3/2-6                            | 6-12/3-6                          | Hauser 9-5-2      | 4,275          |
| 12/9        | QUINNIPIAC           | W 11-2        | 45-17                         | 2-5/0-3                            | 3-6/5-10                          | Hauser 10-5-2     | 9,195          |
| 12/29       | UNION                | W 3-2         | 48-15                         | 1-7/1-4                            | 13-34/16-40                       | Hauser 11-5-2     | 9,022          |
| 12/30       | LAKE SUPERIOR STATE  | W 5-4         | 26-23                         | 2-5/2-2                            | 5-10/8-16                         | Hauser 12-5-2     | 9,440          |
| 1/5         | at Alaska Anchorage* | W 3-1         | 30-27                         | 3-5/0-6                            | 11-22/11-30                       | Hauser 13-5-2     | 4,069          |
| 1/6         | at Alaska Anchorage* | W 4-2         | 27-28                         | 0-2/0-2                            | 4-8/4-8                           | Hauser 14-5-2     | 4,196          |
| 1/12        | NORTH DAKOTA*        | L 1-4         | 30-26                         | 0-6/0-5                            | 6-12/7-14                         | Hauser 14-6-2     | 9,857          |
| 1/13        | NORTH DAKOTA*        | W 5-1         | 35-21                         | 1-4/0-6                            | 11-33/9-29                        | Hauser 15-6-2     | 9,855          |
| 1/19        | at Wisconsin*        | L 2-4         | 36-34                         | 0-5/0-6                            | 9-18/8-16                         | Hauser 15-7-2     | 12,698         |
| 1/20        | at Wisconsin*        | W 8-2         | 44-36                         | 5-8/1-7                            | 9-18/10-20                        | Hauser 16-7-2     | 15,237         |
| 1/23        | BROWN                | W 3-1         | 33-18                         | 2-4/0-2                            | 2-4/4-8                           | Hauser 17-7-2     | 9,137          |
| 1/27        | BEMIDJI STATE        | W 5-1         | 56-24                         | 2-6/0-6                            | 7-14/8-16                         | Samargia 1-0-0    | 9,709          |
| 2/2         | MICHIGAN TECH*       | W 8-3         | 34-40                         | 5-10/1-6                           | 21-66/26-76                       | Hauser 18-7-2     | 9,468          |
| 2/3         | MICHIGAN TECH*       | W 5-1         | 34-28                         | 2-5/0-4                            | 4-8/5-10                          | Hauser 19-7-2     | 9,663          |
| 2/9         | at MSU, Mankato*     |               |                               |                                    |                                   |                   |                |
| 2/10        | at MSU, Mankato*     |               |                               |                                    |                                   |                   |                |
| 2/16        | COLORADO COLLEGE*    |               |                               |                                    |                                   |                   |                |
| 2/17        | COLORADO COLLEGE*    |               |                               |                                    |                                   |                   |                |
| 2/23        | at Minnesota-Duluth* |               |                               |                                    |                                   |                   |                |
| 2/24        | at Minnesota-Duluth* |               |                               |                                    |                                   |                   |                |
| 3/2         | ST. CLOUD STATE*     |               |                               |                                    |                                   |                   |                |
| 3/3         | at St. Cloud State*  |               |                               |                                    |                                   |                   |                |
| 3/9-11      | WCHA First Round     |               |                               |                                    |                                   |                   |                |
| 3/15-17     | WCHA Final Five      |               |                               |                                    |                                   |                   |                |
| 3/23-25     | NCAA Regionals       |               |                               |                                    |                                   |                   |                |
| 4/5         | NCAA Semifinals      |               |                               |                                    |                                   |                   |                |
| 4/7         | NCAA Finals          |               |                               |                                    |                                   |                   |                |

\*WCHA Contests

### Minnesota Men - 2000-2001 Team Statistics

[2000-2001 Schedule & Results](#) | [2000-2001 Roster](#) | [1999-2000 Team Statistics](#)

| Minnesota             |          | Overall - 29 Games Played (20- 7- 2 .724) |              |              |          |               |         |            |              |              |      |          | Conf Only - 20 Games Played (13- 5- 2 .700) |            |          |               |         |          |              |            |     |              |     |          |    |
|-----------------------|----------|---|--------------|--------------|----------|---------------|---------|------------|--------------|--------------|------|----------|---|------------|----------|---------------|---------|----------|--------------|------------|-----|--------------|-----|----------|----|
| Player                | YR/POS   | GP  | G            | A            | PTS      | P/GM          | G/GM    | PEN/MIN    | PP           | SH           | GW   | GT       | EN  | GP         | G        | A             | PTS     | P/GM     | G/GM         | PEN/MIN    | PP  | SH           | GW  | GT       | EN |
| Erik Westrum          | SR F     | 29  | 18           | 21           | 39       | 1.34          | 0.62    | 24/ 48     | 5            | 3            | 2    | 0        | 1   | 20         | 9        | 15            | 24      | 1.20     | 0.45         | 19/ 38     | 3   | 2            | 1   | 0        | 1  |
| Jordan Leopold        | JR D     | 29  | 9            | 26           | 35       | 1.21          | 0.31    | 11/ 22     | 4            | 0            | 1    | 1        | 0   | 20         | 7        | 16            | 23      | 1.15     | 0.35         | 8/ 16      | 3   | 0            | 0   | 1        | 0  |
| John Pohl             | JR F     | 25  | 13           | 17           | 30       | 1.20          | 0.52    | 6/ 20      | 9            | 0            | 1    | 0        | 1   | 18         | 11       | 13            | 24      | 1.33     | 0.61         | 1/ 2       | 8   | 0            | 1   | 0        | 1  |
| Jeff Taffe            | SO F     | 25  | 10           | 20           | 30       | 1.20          | 0.40    | 17/ 42     | 4            | 0            | 4    | 0        | 0   | 18         | 8        | 13            | 21      | 1.17     | 0.44         | 13/ 34     | 3   | 0            | 3   | 0        | 0  |
| Grant Potulny         | FR F     | 29  | 16           | 8            | 24       | 0.83          | 0.55    | 10/ 20     | 13           | 0            | 4    | 0        | 0   | 20         | 9        | 2             | 11      | 0.55     | 0.45         | 9/ 18      | 7   | 0            | 2   | 0        | 0  |
| Troy Riddle           | FR F     | 25  | 11           | 11           | 22       | 0.88          | 0.44    | 11/ 30     | 3            | 1            | 1    | 1        | 0   | 18         | 7        | 8             | 15      | 0.83     | 0.39         | 10/ 28     | 1   | 1            | 1   | 1        | 0  |
| Matt Koalska          | FR F     | 29  | 9            | 10           | 19       | 0.66          | 0.31    | 12/ 32     | 5            | 0            | 0    | 0        | 0   | 20         | 6        | 5             | 11      | 0.55     | 0.30         | 9/ 26      | 4   | 0            | 0   | 0        | 0  |
| Aaron Miskovich       | SR F     | 28  | 9            | 8            | 17       | 0.61          | 0.32    | 9/ 29      | 2            | 3            | 3    | 0        | 1   | 19         | 7        | 6             | 13      | 0.68     | 0.37         | 6/ 23      | 2   | 1            | 3   | 0        | 1  |
| Dylan Mills           | SR D     | 29  | 1            | 16           | 17       | 0.59          | 0.03    | 21/ 42     | 0            | 0            | 0    | 0        | 0   | 20         | 0        | 12            | 12      | 0.60     | 0.00         | 17/ 34     | 0   | 0            | 0   | 0        | 0  |
| Nick Anthony          | SO F     | 21  | 3            | 8            | 11       | 0.52          | 0.14    | 10/ 20     | 0            | 0            | 1    | 0        | 0   | 16         | 2        | 3             | 5       | 0.31     | 0.12         | 7/ 14      | 0   | 0            | 1   | 0        | 0  |
| Paul Martin           | FR D     | 25  | 2            | 8            | 10       | 0.40          | 0.08    | 3/ 6       | 0            | 0            | 0    | 0        | 0   | 18         | 0        | 4             | 4       | 0.22     | 0.00         | 2/ 4       | 0   | 0            | 0   | 0        | 0  |
| Stuart Senden         | SR F     | 21  | 5            | 4            | 9        | 0.43          | 0.24    | 6/ 12      | 0            | 0            | 0    | 0        | 0   | 12         | 1        | 4             | 5       | 0.42     | 0.08         | 3/ 6       | 0   | 0            | 0   | 0        | 0  |
| Matt DeMarchi         | SO D     | 27  | 3            | 6            | 9        | 0.33          | 0.11    | 39/102     | 0            | 0            | 0    | 0        | 0   | 18         | 1        | 5             | 6       | 0.33     | 0.06         | 29/ 82     | 0   | 0            | 0   | 0        | 0  |
| Pat O'Leary           | JR F     | 26  | 4            | 4            | 8        | 0.31          | 0.15    | 12/ 32     | 1            | 0            | 1    | 0        | 0   | 18         | 1        | 4             | 5       | 0.28     | 0.06         | 11/ 30     | 0   | 0            | 0   | 0        | 0  |
| Nick Angell           | JR D     | 25  | 2            | 5            | 7        | 0.28          | 0.08    | 10/ 20     | 0            | 0            | 1    | 0        | 0   | 16         | 1        | 3             | 4       | 0.25     | 0.06         | 9/ 18      | 0   | 0            | 1   | 0        | 0  |
| Ben Tharp             | SO F     | 26  | 3            | 3            | 6        | 0.23          | 0.12    | 12/ 24     | 0            | 0            | 1    | 0        | 0   | 17         | 2        | 1             | 3       | 0.18     | 0.12         | 7/ 14      | 0   | 0            | 0   | 0        | 0  |
| Erik Wendell          | JR F     | 21  | 4            | 1            | 5        | 0.24          | 0.19    | 13/ 26     | 2            | 0            | 0    | 0        | 0   | 15         | 4        | 1             | 5       | 0.33     | 0.27         | 7/ 14      | 2   | 0            | 0   | 0        | 0  |
| Matt Leimbek          | SR F     | 21  | 3            | 2            | 5        | 0.24          | 0.14    | 3/ 6       | 0            | 0            | 0    | 0        | 0   | 14         | 3        | 1             | 4       | 0.29     | 0.21         | 3/ 6       | 0   | 0            | 0   | 0        | 0  |
| Jon Waibel            | FR F     | 29  | 0            | 5            | 5        | 0.17          | 0.00    | 13/ 26     | 0            | 0            | 0    | 0        | 0   | 20         | 0        | 3             | 3       | 0.15     | 0.00         | 9/ 18      | 0   | 0            | 0   | 0        | 0  |
| Joey Martin           | FR D     | 16  | 0            | 2            | 2        | 0.12          | 0.00    | 1/ 2       | 0            | 0            | 0    | 0        | 0   | 12         | 0        | 1             | 1       | 0.08     | 0.00         | 1/ 2       | 0   | 0            | 0   | 0        | 0  |
| Erik Young            | SO G     | 1   | 0            | 0            | 0        | 0.00          | 0.00    |            | 0            | 0            | 0    | 0        | 0   |            |          |               |         |          |              |            |     |              |     |          |    |
| Pete Samargia         | SO G     | 3   | 0            | 0            | 0        | 0.00          | 0.00    |            | 0            | 0            | 0    | 0        | 0   | 2          | 0        | 0             | 0       | 0.00     | 0.00         |            | 0   | 0            | 0   | 0        | 0  |
| Chad Roberg           | SO F     | 6   | 0            | 0            | 0        | 0.00          | 0.00    |            | 0            | 0            | 0    | 0        | 0   | 4          | 0        | 0             | 0       | 0.00     | 0.00         |            | 0   | 0            | 0   | 0        | 0  |
| Mark Nenovich         | JR D     | 9   | 0            | 0            | 0        | 0.00          | 0.00    | 2/ 4       | 0            | 0            | 0    | 0        | 0   | 6          | 0        | 0             | 0       | 0.00     | 0.00         | 1/ 2       | 0   | 0            | 0   | 0        | 0  |
| Adam Hauser           | JR G     | 28  | 0            | 0            | 0        | 0.00          | 0.00    | 5/ 18      | 0            | 0            | 0    | 0        | 0   | 20         | 0        | 0             | 0       | 0.00     | 0.00         | 3/ 14      | 0   | 0            | 0   | 0        | 0  |
| Bench                 |          |   |              |              |          |               |         | 1/ 2       |              |              |      |          |   |            |          |               |         |          |              | 1/ 2       |     |              |     |          |    |
| Minnesota             |          | 29  | 125          | 185          | 310      | 10.69         | 4.31    | 251/585    | 48           | 7            | 20   | 2        | 3   | 20         | 79       | 120           | 199     | 9.95     | 3.95         | 185/445    | 33  | 4            | 13  | 2        | 3  |
| Opponents             |          | 29  | 73           | 101          | 174      | 6.00          | 2.52    | 266/648    | 17           | 3            | 7    | 0        | 2   | 20         | 50       | 76            | 126     | 6.30     | 2.50         | 190/477    | 11  | 2            | 5   | 0        | 1  |
| Goaltending           |          | GP  | Minutes      | GA           | Savs     | Sav%          | GAA     | Record     | Win%         | ST           | SO   |          | GP  | Minutes    | GA       | Savs          | Sav%    | GAA      | Record       | Win%       | ST  | SO           |     |          |    |
| Adam Hauser           | JR       | 28  | 1647:03      | 70           | 640      | .901          | 2.55    | 19- 7- 2   | .714         | 28           | 2    |          | 20  | 1175:13    | 49       | 500           | .911    | 2.50     | 13- 5- 2     | .700       | 20  | 2            |     |          |    |
| Pete Samargia         | SO       | 3   | 93:43        | 1            | 38       | .974          | 0.64    | 1- 0- 0    | 1.00         | 1            | 0    |          | 2   | 33:43      | 0        | 15            | 1.00    | 0.00     | 0- 0- 0      | ---        | 0   | 0            |     |          |    |
| Erik Young            | SO       | 1   | 6:26         | 0            | 2        | 1.00          | 0.00    | 0- 0- 0    | ---          | 0            | 0    |          |   |            |          |               |         |          |              |            |     |              |     |          |    |
| Open Net              |          | 3   | 2:48         | 2            |          |               |         |            |              |              |      |          | 1   | 1:04       | 1        |               |         |          |              |            |     |              |     |          |    |
| Minnesota             |          | 29  | 1750:00      | 73           | 680      | .903          | 2.50    | 20- 7- 2   | .724         | 29           | 2    |          | 20  | 1210:00    | 50       | 515           | .912    | 2.48     | 13- 5- 2     | .700       | 20  | 2            |     |          |    |
| Opponents             |          | 29  | 1750:00      | 125          | 942      | .883          | 4.29    | 7-20- 2    | .276         | 29           | 1    |          | 20  | 1210:00    | 79       | 634           | .889    | 3.92     | 5-13- 2      | .300       | 20  | 1            |     |          |    |
| Special Teams         |          | Power Play                                | SHA          | Penalty Kill | SHF      | Combined      |         | Power Play | SHA          | Penalty Kill | SHF  | Combined |   | Power Play | SHA      | Penalty Kill  | SHF     | Combined |              | Power Play | SHA | Penalty Kill | SHF | Combined |    |
| Minnesota             |          | 48/156                                    | .308         | 3            | 127/144  | .882          | 7       | 175/300    | .583         |              |      |          | 33/112                                      | .295       | 2        | 98/109        | .899    | 4        | 131/221      | .593       |     |              |     |          |    |
| Opponents             |          | 17/144                                    | .118         | 7            | 108/156  | .692          | 3       | 125/300    | .417         |              |      |          | 11/109                                      | .101       | 4        | 79/112        | .705    | 2        | 90/221       | .407       |     |              |     |          |    |
| Scoring/Shots On Goal |          | 1st                                       | 2nd          | 3rd          | OT       | TOT           | 1st     | 2nd        | 3rd          | OT           | SOG  |          | 1st   | 2nd        | 3rd      | OT            | TOT     | 1st      | 2nd          | 3rd        | OT  | SOG          |     |          |    |
| Minnesota             |          | 31  | 45           | 49           | 0        | 125           | 343     | 362        | 359          | 3            | 1067 |          | 18  | 28         | 33       | 0             | 79      | 218      | 238          | 254        | 3   | 713          |     |          |    |
| Opponents             |          | 17  | 20           | 36           | 0        | 73            | 242     | 252        | 254          | 5            | 753  |          | 13  | 12         | 25       | 0             | 50      | 182      | 198          | 180        | 5   | 565          |     |          |    |
| Difference            |          | +14                                       | +25          | +13          | +0       | +52           | +101    | +110       | +105         | -2           | +314 |          | +5  | +16        | +8       | +0            | +29     | +36      | +40          | +74        | -2  | +148         |     |          |    |
| Streaks               | Overall  | Conf                                      | Site         | H:18         | 14- 3- 1 | A:10          | 5- 4- 1 | N: 1       | 1- 0- 0      |              |      |          | Site  | H:11       | 9- 1- 1  | A: 9          | 4- 4- 1 | N: 0     | 0- 0- 0      |            |     |              |     |          |    |
| W/L                   | 5-0      | 3-0                                       | End1         | +:14         | 10- 3- 1 | -: 7          | 3- 3- 1 | E: 8       | 7- 1- 0      |              |      |          | End1  | +: 8       | 6- 1- 1  | -: 5          | 1- 3- 1 | E: 7     | 6- 1- 0      |            |     |              |     |          |    |
| WT/LT                 | 5- 0- 0  | 3- 0- 0                                   | End2         | +:18         | 16- 2- 0 | -: 6          | 0- 5- 1 | E: 5       | 4- 0- 1      |              |      |          | End2  | +:11       | 10- 1- 0 | -: 5          | 0- 4- 1 | E: 4     | 3- 0- 1      |            |     |              |     |          |    |
| Last 5                | 5- 0- 0  | 4- 1- 0                                   | Scoring      | 1st:19       | 15- 3- 1 | Scored on     | 1st:10  | 5- 4- 1    |              |              |      |          | Scoring                                     | 1st:13     | 11- 1- 1 | Scored on     | 1st: 7  | 2- 4- 1  |              |            |     |              |     |          |    |
| Last 10               | 8- 2- 0  | 6- 4- 0                                   | Min. Leading |              |          | Min. Trailing |         |            | Minutes Even |              |      |          | Min. Leading                                |            |          | Min. Trailing |         |          | Minutes Even |            |     |              |     |          |    |
| Last 15               | 11- 4- 0 | 9- 5- 1                                   | 874:05       | 49.9%        |          | 355:48        | 20.3%   |            | 520:07       | 29.7%        |      |          | 550:56                                      | 45.5%      |          | 281:15        | 23.2%   |          | 377:49       | 31.2%      |     |              |     |          |    |
| Last 20               | 13- 6- 1 | 13- 5- 2                                  |              |              |          |               |         |            |              |              |      |          |   |            |          |               |         |          |              |            |     |              |     |          |    |

Please use the "Back" button on your browser to return to the previous page, or click on the puck at the right to return to the collegehockeystats.com Index.

2269920 Pages Accessed Since October 8, 1999





# GOLDEN GOPHER

# H O C K E Y

University of Minnesota

Media Relations

Phone: (612) 625-4090

Fax: (612) 625-0359

Website: www.gophersports.com

Contact: John Romo

Phone: (612) 624-7318

E-Mail: romox001@umn.edu

**WEEKLY RELEASE**  
February 12, 2001

### MEDIA INFORMATION

**TV:** Midwest Sports Channel - Frank Mazzocco-play-by-play; Reed Larson-color; Pat Micheletti - analyst

**RADIO:** KSTP-AM (Live)/Dan Terhaar-play-by-play; Glen Sonmor-color; Eric Gislason-game-night host

**INTERVIEWS:** The coaching staff and players are available for interviews on **WEDNESDAYS** by request through the Media Relations office. The Golden Gopher locker room is **CLOSED** to the media at all times.

Postgame interviews will be done outside the locker room after a 10 minute cooling off period.

### Erik the Great

With six points this past weekend, senior captain Erik Westrum became the 24th player in school history to reach the 150-point career plateau. With 152 to his credit, he trails Jason Miller (1987-91) who tallied 155 career points. During the current seven-game win streak, he has six goals and eight assists for 14 points.

## This Weekend

**#6 Colorado College (20-7-1, 15-7-0)**  
**at #4 Minnesota (22-7-2, 15-5-2)**  
**Fri., Feb. 16-17 • 7:05 p.m.**  
**Mariucci Arena (9,700)**

### Series Information

*Series Notes: This will be the 227th and 228th meetings between Colorado College and Minnesota • The Golden Gophers lead the all-time series 139-71-6 • Last year, Minnesota won four of the six meetings, including two victories in the first round of the WCHA playoffs • The Tigers have won six of the past seven meetings at Mariucci Arena.*

*The Tigers Last Week: Colorado College was defeated by Denver 3-2 in Colorado Springs. It was the Tigers' second consecutive loss.*

*Head Coach: Scott Owens is in his second season as head coach at Colorado College. He owns a 38-25-4 record (.597) in nearly two years as a head coach.*

*Hauser vs. the Tigers: Junior goaltender Adam Hauser has a 4-7-0 record vs. Colorado College with a 3.85 goals-against-average and .872 save percentage. Last year, he returned from a bout with mononucleosis and stopped 54-of-58 shots in a two-game sweep of Colorado College in the first round of the WCHA Playoffs.*

### Career Scoring vs. CC

| Player (games)       | G-A--Pts | Notes                        |
|----------------------|----------|------------------------------|
| Erik Westrum (15)    | 4-6--10  | 3a on 3/20/99                |
| Aaron Miskovich (12) | 4-2--6   | 2g, 2a in 6-2 win on 2/11/00 |
| Johnny Pohl (11)     | 2-4--6   | 2a in 3-2 OT win on 3/11/00  |
| Erik Wendell (4)     | 2-3--5   | 1g in 4-2 win on 3/10/00     |
| Jordan Leopold (9)   | 0-4--4   | 2a on 3/20/99                |
| Stuart Senden (13)   | 2-1--3   | GWG in OT on 3/11/00         |
| Pat O'Leary (7)      | 1-2--3   | 1g in 6-2 win on 2/11/00     |
| Matt Leimbek (11)    | 1-1--2   | 1g in 3-1 loss on 2/6/99     |
| Matt DeMarchi (6)    | 1-1--2   | ENG in 4-2 win on 3/10/00    |
| Jeff Taffe (6)       | 1-1--2   | 1g in 6-2 win on 2/11/00     |
| Ben Tharp (4)        | 0-2--2   | Assist on Senden's GWG       |
| Dylan Mills (12)     | 0-1--1   | 1a in 4-2 win on 3/10/00     |
| Mark Nenovich (6)    | 1-0--1   | 1g in 3-2 OT win on 3/11/00  |
| Nick Anthony (4)     | 1-0--1   | 1g in 5-1 loss on 2/12/00    |

### SCHEDULE/RESULTS

|             |   |   |
|-------------|---|---|
| Oct. 7      | vs. Notre Dame%                           | W 7-3                                     |
| Oct. 14     | at Bemidji State#                         | W 9-3                                     |
| Oct. 20     | MINN-DULUTH                               | W 3-1                                     |
| Oct. 21     | MINN-DULUTH                               | W 9-2                                     |
| Oct. 27     | ALASKA-ANCH.                              | W 2-1                                     |
| Oct. 28     | ALASKA-ANCH.                              | T 3-3                                     |
| Nov. 3      | WISCONSIN                                 | W 4-0                                     |
| Nov. 4      | WISCONSIN                                 | W 5-2                                     |
| Nov. 10     | at North Dakota                           | L 5-7                                     |
| Nov. 11     | at North Dakota                           | T 5-5                                     |
| Nov. 17     | at St. Cloud State                        | W 2-0                                     |
| Nov. 18     | ST. CLOUD STATE                           | W 4-3                                     |
| Nov. 24     | MICHIGAN STATE#                           | L 2-3                                     |
| Nov. 25     | MICHIGAN#                                 | L 1-4                                     |
| Dec. 1      | at Denver                                 | L 0-4                                     |
| Dec. 2      | at Denver                                 | L 1-4                                     |
| Dec. 9      | QUINNIPIAC#                               | W 11-2                                    |
| Dec. 10     | RUSSIA SELECT*                            | W 5-4                                     |
| Dec. 29     | MARIUCCI CLASSIC#                         | vs. Union W 3-2                           |
| Dec. 30     | MARIUCCI CLASSIC#                         | vs. Lake Superior State W 5-4             |
| Jan. 5      | at Alaska-Anch.                           | W 3-1                                     |
| Jan. 6      | at Alaska-Anch.                           | W 4-2                                     |
| Jan. 12     | NORTH DAKOTA                              | L 1-4                                     |
| Jan. 13     | NORTH DAKOTA                              | W 5-1                                     |
| Jan. 19     | at Wisconsin                              | L 2-4                                     |
| Jan. 20     | at Wisconsin                              | W 8-2                                     |
| Jan. 23     | BROWN#                                    | W 3-1                                     |
| Jan. 27     | BEMIDJI STATE#                            | W 5-1                                     |
| Feb. 2      | MICHIGAN TECH                             | W 8-3                                     |
| Feb. 3      | MICHIGAN TECH                             | W 5-1                                     |
| Feb. 9      | at MSU, Mankato                           | W 4-1                                     |
| Feb. 10     | at MSU, Mankato                           | W 3-1                                     |
| Feb. 16     | COLORADO COLL                             | 7:05 p.m.                                 |
| Feb. 17     | COLORADO COLL                             | 7:05 p.m.                                 |
| Feb. 23     | at Minn.-Duluth                           | 7:05 p.m.                                 |
| Feb. 24     | at Minn.-Duluth                           | 7:05 p.m.                                 |
| March 2     | ST. CLOUD STATE                           | 7:05 p.m.                                 |
| March 3     | at St. Cloud State                        | 7:05 p.m.                                 |
| March 9-11  | WCHA FIRST ROUND                          |   |
| March 15-17 | WCHA FINAL FIVE                           | (at Xcel Energy Center - St. Paul, Minn.) |
| March 24-26 | NCAA REGIONALS                            | (at Grand Rapids, Mich.)                  |
|             | (at Worcester, Mass.)                     |   |
| April 5     | NCAA SEMIFINALS                           | (at Albany, N.Y.)                         |
| April 7     | NCAA CHAMPIONSHIP                         | (at Albany, N.Y.)                         |
|             | %-at Xcel Energy Center (St. Paul, Minn.) |   |
|             | * - exhibition game                       |   |
|             | # - nonconference game                    |   |
|             | all game times are Central                |   |
|             | game times are subject to change          |   |

## 2000-01 Record When

|                                     |        |
|-------------------------------------|--------|
| Overall Record                      | 22-7-2 |
| WCHA Record                         | 15-5-2 |
| Home Record                         | 14-3-1 |
| Road Record                         | 7-4-1  |
| Neutral Site Record                 | 1-0-0  |
| Last 20 Games (including last year) | 14-6-0 |
| Last 10 Games (including last year) | 8-2-0  |
| Last 5 Games                        | 5-0-0  |
| Scoring A Power-Play Goal           | 20-1-1 |
| Not Scoring A Power-Play Goal       | 2-6-1  |
| Allowing A Power-Play Goal          | 8-5-1  |
| Not Allowing A Power-Play Goal      | 14-1-1 |
| Scoring A Short-Handed Goal         | 6-1-0  |
| Allowing A Short-Handed Goal        | 0-3-0  |
| 10 Or More Penalties                | 12-0-1 |
| Fewer Than 10 Penalties             | 10-7-1 |
| More Penalties Than Opponent        | 5-5-1  |
| Fewer Penalties Than Opponent       | 13-2-1 |
| Same Amount Of Penalties            | 4-0-0  |
| In One-Goal Games                   | 4-1-0  |
| In Two-Goal Games                   | 6-2-0  |
| In Three-Goal or More Games         | 12-4-0 |
| In Overtime Games                   | 0-0-2  |
| Scoring 4 or More Goals             | 15-1-1 |
| Scoring 3 or Fewer Goals            | 7-6-1  |
| Scoring 3 or More Goals             | 20-1-2 |
| Scoring 2 or Fewer Goals            | 2-6-0  |
| Allowing 4 or More Goals            | 1-6-1  |
| Allowing 3 or Fewer Goals           | 21-1-1 |
| Scoring First Goal Of Game          | 17-3-1 |
| Opponents Score First               | 5-4-1  |
| Leading After One Period            | 11-3-1 |
| Trailing After One Period           | 3-3-1  |
| Tied After One Period               | 8-1-0  |
| Scoring First Goal Of Second Period | 16-1-0 |
| Leading After Two Periods           | 18-2-0 |
| Trailing After Two Periods          | 0-5-1  |
| Tied After Two Periods              | 4-0-1  |
| Scoring First Goal Of Third Period  | 15-1-2 |
| Having 10-19 Shots On Goal          | 0-0-0  |
| Having 20-29 Shots On Goal          | 3-2-0  |
| Having 30-39 Shots On Goal          | 10-4-1 |
| Having 40 or More Shots On Goal     | 9-1-1  |
| Allowing 10-19 Shots On Goal        | 6-0-1  |
| Allowing 20-29 Shots On Goal        | 10-4-0 |
| Allowing 30-39 Shots On Goal        | 5-2-1  |
| Allowing 40 or More Shots On Goal   | 1-1-0  |
| Outshooting Opponent                | 19-6-2 |
| Opponent Outshoots Minnesota        | 3-1-0  |
| Shots Are Even                      | 0-0-0  |
| October                             | 5-0-1  |
| November                            | 4-3-1  |
| December                            | 3-2-0  |
| January                             | 6-2-0  |
| February                            | 4-0-0  |
| March                               | 0-0-0  |
| Tuesdays                            | 1-0-0  |
| Fridays                             | 8-5-0  |
| Saturdays                           | 13-2-2 |
| Sundays                             | 0-0-0  |
| Series Record                       | 6-1-4  |
| Games Following A Win               | 16-3-1 |
| Games Following A Loss              | 3-3-1  |
| Games Following A Tie               | 2-1-0  |

## News & Notes

**Minnesota Pushes Win Streak to Seven with Sweep:** Minnesota moved into sole possession of second place with a two-game sweep of MSU, Mankato. In Friday's 4-1 victory, the Golden Gophers capitalized on its first two power-play opportunities and held the Mavericks 0-for-8 on the power play. In Saturday's 3-1 victory, John Pohl's goal on a deflection broke a 1-1 tie with less than two minutes to play in the second period.

**Head Coach Don Lucia:** Golden Gopher Head Coach Don Lucia has a career coaching record of 321-181-32 (.630) in 13-plus seasons behind the bench. At Minnesota, he owns a 42-26-4 mark (.600). His teams have won 20 or more games in all but three of the past 13 seasons, including a streak of eight straight years with 20-plus wins. Lucia spent six seasons as head coach at Colorado College and compiled a 166-68-18 (.694) mark. He led the Tigers to three consecutive league titles and two NCAA Frozen Four appearances. He has a 4-4-0 record coaching against Colorado College.

**Leopold Laying Claim to All-American Status:** Junior defenseman Jordan Leopold is making a strong bid for All-America honors with his play this season. He leads the nation in defenseman scoring (9-28--37) and ranks sixth among all players in the WCHA. He has been a catalyst during the team's seven-game winning streak by collecting at least a point in each game (2-9--12).

**Streaking:** Minnesota's seven-game win streak is the longest since the Golden Gophers won 11 straight from Dec. 16, 1995 to Jan. 27, 1996. In the past 15 games, Minnesota is 13-2 which is also the best streak since the club went 18-0-1 from Nov. 12, 1995 to Jan. 27, 1996.

**Streaking, Part II:** During the team's run of 13-2-0, Minnesota is outscoring opponents by a 70-30 margin (4.7 to 2.0). Erik Westrum has led the way offensively with 22 points, followed by freshman Grant Potulny (19), Johnny Pohl (18) and Jordan Leopold (18). Adam Hauser is 12-2-0 with a 2.12 goals-against-average and .918 save percentage.

**Special Teams:** The Golden Gopher power-play has gone 19-for-46 (.413) in the past seven games • The team's penalty kill has allowed just two power-play goals in the past 12 games • Opponents in those games are just 2-for-65 (3 percent) • Minnesota's power-play leads the WCHA at 30.2 percent (51-of-169) • Only two teams since 1979 have finished a year above 30 percent on the power-play (.367, 1980-81 and .330, 1979-80) • The Golden Gopher penalty kill also paces the league at 89.3 percent (142-of-159) • The school record for best penalty-kill percentage in a season is .863 in 1983-84 • In 1999-2000, Minnesota's penalty kill ranked sixth in the league at 83.0 percent.

**Finally!:** It took 31 games, but freshman Jon Waibel collected the first goal of his career in the third period of Saturday's win. The hardworking rookie has been in the lineup every game and has become a fixture on the league's leading penalty kill unit. He tallied 17 goals last year with the U.S. Development Team in Ann Arbor, Mich.

**Miscellaneous:** Junior Johnny Pohl is 8-8--16 in the past nine games • Freshman Grant Potulny has four goals and eight assists in the past seven games • Senior Aaron Miskovich is 7-7--14 in 18 home games, but just 2-1--3 in 14 road contests • Junior defenseman Nick Angell has 2-4--6 in 16 home games, but has not tallied a point in 10 away games • Minnesota is 14-0-1 when Grant Potulny gets a point • The Golden Gophers are 13-0-2 when Troy Riddle collects a point.

**Hauser Heating Up:** Junior goaltender Adam Hauser had arguably his best weekend of the season in the sweep at MSU, Mankato. He stopped 50-of-52 shots and helped hold the Mavericks scoreless on 15 power-play opportunities. He has won a career-high six straight starts and has a 1.50 goals-against-average with a .948 save percentage. The school's all-time leader in games and minutes played and saves, he is tied for the career lead with seven shutouts. The Golden Gophers have lost a shutout in the third period in nine games this season, including four of the past five contests.

**The Friendly Confines:** Minnesota is 14-3-1 at Mariucci Arena this weekend as compared to 9-7-2 last year. In those 18 games, the Golden Gophers are outscoring opponents by a 4.4 to 2.1 advantage. Minnesota has a 47-18 edge in scoring in the first two periods at Mariucci.

**Records Watch:** If the season ended today, the following is a breakdown of records that will be approached:

| Lowest GAA        | Power-Play %      | Penalty Kill %    |
|-------------------|-------------------|-------------------|
| 1. 2.41 (2000-01) | 1. .367 (1980-81) | 1. .893 (2000-01) |
| 2. 2.74 (1952-53) | 3. .302 (2000-01) | 2. .863 (1983-84) |

**Mariucci Classic Springboard:** Minnesota has used the Mariucci Classic as a second-half springboard in five of the past six seasons. Since winning this year's Classic, the Golden Gophers have gone 10-2-0. Following is a breakdown of the streaks the Golden Gophers have gone on after the tournament:

|           |        |
|-----------|--------|
| 2000-01   | 10-2-0 |
| 1999-2000 | 9-3-0  |
| 1998-99   | 0-4-4  |
| 1997-98   | 5-1-0  |
| 1996-97   | 6-2-0  |
| 1995-96   | 8-0-0  |

**Battle of the Rookies:** This weekend will feature four of the top five freshmen scorers in the WCHA. The Tigers' Peter Sejna has been producing all year and leads all rookies with 19-19--39. The Golden Gophers counter with three of the league's top freshmen. Grant Potulny ranks second (17-10--27). Troy Riddle is tied for third with 11-11--22 and Matt Koalska is fifth with 9-10--19.

**It's Been Awhile:** The last time Minnesota had a perfect month of February was in 1986-87 (7-0-0). The Golden Gophers currently are 4-0-0 in the month, but still must face Colorado College and travel to Minnesota-Duluth.

## Period-By-Period

| Scoring       | 1st  | 2nd  | 3rd  | OT | Total | Avg. |
|---------------|------|------|------|----|-------|------|
| MINN          | 34   | 48   | 50   | 0  | 132   | 4.3  |
| Opp.          | 18   | 20   | 37   | 0  | 75    | 2.4  |
| Shots on Goal | 1st  | 2nd  | 3rd  | OT | Total | Avg. |
| MINN          | 11.7 | 12.6 | 12.5 | 3  | 1146  | 37.0 |
| Opp.          | 8.5  | 8.7  | 8.6  | 5  | 805   | 26.0 |

## On This Date....

On Feb. 16-17, 1979, Minnesota traveled to South Bend, Ind., to face the Notre Dame Fighting Irish. Despite going on to win the third NCAA title in school history, the Golden Gophers limped home after being swept in the two-game set. Both losses were by one goal. In Friday's 3-2 contest, Notre Dame rallied from a 2-0 deficit in the first period to claim the victory. On Saturday, despite a hat trick from Neal Broten, the Irish won 8-7. The sweep moved Notre Dame into a tie for second-place in the league with Minnesota. The two losses would be cost the Golden Gophers in the standings as they finished the year three points behind North Dakota. Of course, Minnesota would finish with the last laugh with a 4-3 victory over the Fighting Sioux in the NCAA title game.

## Series Note

Minnesota entered its game with C.C. on Nov. 17, 1989 riding a 20-game winning streak vs. the Tigers. The streak was snapped though in Colorado Springs as C.C. rallied from a 3-0 deficit in the first period and a 5-4 deficit in the third to claim a 7-5 victory. The Golden Gophers responded to win 14 of the next 15 meetings with Colorado College.

## Tale of the Tape

### Series Information

Minnesota leads 139-71-6  
 First meeting - 2/28/47, MN 8-3  
 Last meeting - 3/11/00, MN 3-2 (OT)  
 MN's longest win streak - 20  
 CC's longest win streak - 9  
 '00s - MN 3-1-0  
 '90s - MN 22-20-2  
 '80s - 42-6-0  
 '70s - 21-16-3  
 '60s - MN 33-7-0  
 '50s - CC 18-15-0

### Team Comparisons

| UM             | PP                      | CC |
|----------------|-------------------------|----|
| 51/169 (.302)  | 31/130 (.238)           |    |
| 36/125 (.288)  | WCHA 26/98 (.265)       |    |
| 142/159 (.893) | PK 97/113 (.858)        |    |
| 113/124 (.911) | WCHA 82/96 (.854)       |    |
| 14-3-1         | Home 13-4-1             |    |
| 7-4-1          | Away 7-3-0              |    |
| 4.4            | Goals/Game 3.8          |    |
| 2.4            | Goals Allowed/Game 2.4  |    |
| 8.8            | Penalties/Game 6.0      |    |
| 37.0           | Shots on Goal/Game 34.5 |    |

## USCHO.com

### USCHO.com Division I Men's Poll

|                        |     |
|------------------------|-----|
| 1. Michigan State (40) | 600 |
| 2. Boston College      | 537 |
| 3. North Dakota        | 530 |
| 4. Minnesota           | 445 |
| 5. Michigan            | 409 |
| 6. Colorado College    | 404 |
| 7. St. Cloud State     | 397 |
| 8. New Hampshire       | 329 |
| 9. Providence          | 271 |
| 10. Wisconsin          | 169 |

### WCHA Teams Receiving Votes:

|                  |    |
|------------------|----|
| 14. Denver       | 80 |
| 16. MSU, Mankato | 61 |

## USA Today

### USA Today/American Hockey

#### Magazine Poll

|                        |     |
|------------------------|-----|
| 1. Michigan State (18) | 270 |
| 2. Boston College      | 241 |
| 3. North Dakota        | 240 |
| 4. Minnesota           | 210 |
| 5. Michigan            | 186 |
| 6. St. Cloud State     | 179 |
| 7. Colorado College    | 177 |
| 8. New Hampshire       | 140 |
| 9. Providence          | 131 |
| 10. Wisconsin          | 80  |

### WCHA Teams Receiving Votes:

|                  |    |
|------------------|----|
| 16. MSU, Mankato | 31 |
| 17. Denver       | 16 |

## Preseason Pub

### Grand Forks Herald WCHA Coaches Poll

|                        |    |
|------------------------|----|
| 1. North Dakota (6)    | 77 |
| 2. Wisconsin (3)       | 70 |
| 3. St. Cloud State (1) | 61 |
| Minnesota              | 61 |
| 5. Colorado College    | 54 |
| 6. Denver              | 37 |
| 7. MSU, Mankato        | 35 |
| 8. Alaska-Anchorage    | 23 |
| Minnesota-Duluth       | 23 |
| 10. Michigan Tech      | 9  |

**WCHA Preseason Player of the Year**  
 Dany Heatley, Wisconsin

**WCHA Preseason Rookie of the Year**  
 Connor James, Denver  
 Troy Riddle, Minnesota

## THE LAST TIME IT HAPPENED

### Minnesota Swept A Road Series:

February 9-10, 2001 @ MSU, Mankato (4-1, 3-1)

### Minnesota Was Swept In A Road Series:

December 1-2, 2000 @ Denver (4-0, 4-1)

### Minnesota Swept A Home Series:

Feb. 2-3, 2001 vs. Michigan Tech (8-3, 5-1)

### Minnesota Was Swept In A Home Series:

February 25-26, 2000 vs. Wisconsin (4-2, 5-4)

### Minnesota Shut Out An Opponent:

November 17, 2000 at St. Cloud State  
(Adam Hauser, 2-0)

### An Opponent Shut Out Minnesota:

December 1, 2000 at Denver (Wade Dubielewicz, 4-0)

### Minnesota Player Scored A Hat Trick:

January 20, 2001 at Wisconsin  
(Grant Potulny, 8-2 Minnesota win)

### Minnesota Player Scored A Pure Hat Trick:

February 26, 1999 @ Minnesota-Duluth  
(Wyatt Smith, 4-1 Minnesota win)

### An Opponent Scored A Hat Trick:

January 22, 1999 @ North Dakota  
(Jeff Panzer, four goals, 5-4, Minnesota loss)

### Minnesota Player Scored Four Goals In A Game:

February 27, 1999 @ Minnesota-Duluth  
(Reggie Berg, 10-7 Minnesota win)

### Minnesota Won When Trailing After Two Periods:

March 11, 2000 @ Colorado College in WCHA First Round (3-2 OT/trailing 1-0 heading into third period)

### Minnesota Had 50 or More Shots On Goal In A Game:

January 27, 2001 vs. Bemidji State  
(56 shots, 5-1 Minnesota win)

### Opponent Had 50 or More Shots On Goal In A Game:

January 31, 1997 @ North Dakota  
(51 shots, 6-4 Minnesota loss)

### Minnesota Player Scored A Shorthanded Goal:

January 27, 2001 vs. Bemidji State  
(Erik Westrum, second period, 5-1 win)

### Minnesota Won In Overtime:

March 11, 2000 vs. Colorado College (3-2)

### Minnesota Lost In Overtime:

March 4, 2000 @ St. Cloud State (4-3)

### Minnesota Tied In Overtime:

November 11, 2000 at North Dakota (5-5)

### Minnesota Scored 10 Goals Or More In A Game:

December 9 vs. Quinnipiac  
(11-2 Minnesota win)

### Opponent Scored 10 Goals Or More In A Game:

January 30, 1993 @ Michigan Tech  
(10-2 Minnesota loss)

## Career Game Highs

### #1 Adam Hauser

Goals Allowed: 0 (6 times, last 11/17/00 at SCSU)  
Saves: 44 (10/22/99 vs. North Dakota)  
Saves %: 1.000 (6 times, last 11/17/00 at SCSU)

### #2 Mark Nenovich

Goals: 1 (2 times, last 3/11/00 at CC)  
Assists: 1 (2 times, last 1/30/00 vs. MSU, Mankato)  
Points (Game): 2 (12/29/99 vs. Harvard)

### #3 Jordan Leopold

Goals: 2 (3 times, last 11/10/00 at UND)  
Assists: 3 (4 times, last 1/20/01 at Wis.)  
Points (Game): 4 (2 times, 1/20/01 at Wis.)

### #4 Dylan Mills

Goals: 2 (1/29/00 vs. MSU, Mankato)  
Assists: 2 (12 times, last 1/6/01 at UAA)  
Points: 4 (1/29/00 vs. MSU, Mankato)

### #5 Jon Waibel

Goals: 1 (2/10/01 vs. MSU, Mankato)  
Assists: 1 (5 times, last 1/27/01 vs. BSU)  
Points: 1 (6 times, 2/10/01 vs. MSU-M)

### #7 Erik Westrum

Goals: 3 (11/13/99 at Wisconsin)  
Assists: 4 (10/14/00 at Bemidji State)  
Points: 5 (10/14/00 at Bemidji State)

### #9 John Pohl

Goals: 3 (1/15/00 vs. Denver)  
Assists: 4 (1/14/00 vs. Denver)  
Points: 4 (3 times, last 1/15/00 vs. Denver)

### #10 Paul Martin

Goals: 1 (2 times, last 1/27/01 vs. BSU)  
Assists: 2 (1/20/01 at Wis.)  
Points: 2 (3 times, last 1/27/01 vs. BSU)

### #11 Erik Wendell

Goals: 2 (2/2/01 vs. MTU)  
Assists: 1 (10 times, last 2/10/01 at MSU-M)  
Points: 2 (3 times, last 2/2/01 vs. MTU)

### #12 Matt Koalska

Goals: 1 (8 times, last 2/2/01 vs. MTU)  
Assists: 2 (2 times, last 2/2/01 vs. MTU)  
Points: 3 (2/2/01 vs. MTU)

### #15 Stuart Senden

Goals: 3 (12/9/00 vs. Quinnipiac)  
Assists: 2 (2 times, last 10/21/00 vs. UMD)  
Points: 3 (12/9/00 vs. Quinnipiac)

### #16 Nick Anthony

Goals: 1 (6 times, last 1/6/01 at UAA)  
Assists: 2 (12/9/00 vs. Quinnipiac)  
Points: 3 (12/9/00 vs. Quinnipiac)

### #18 Grant Potulny

Goals: 3 (1/20/01 at Wis.)  
Assists: 1 (7 times, last 1/27/01 vs. BSU)  
Points: 3 (3 times, last 2/10/01 at MSU-M)

### #19 Matt DeMarchi

Goals: 1 (2 times, last 10/14/00 at BSU)  
Assists: 2 (3/16/00 vs. MSU, Mankato)  
Points: 2 (2 times, last 10/14/00 at BSU)

### #20 Joey Martin

Goals: n/a  
Assists: 1 (2 times, last 1/13/01 vs. UND)  
Points: n/a

### #21 Troy Riddle

Goals: 2 (10/14/00 at Bemidji State)  
Assists: 3 (1/20/01 at Wis.)  
Points: 3 (2 times, last 2/2/01 vs. MTU)

### #22 Jeff Taffe

Goals: 2 (1/29/00 vs. MSU, Mankato)  
Assists: 4 (2/18/00 at Michigan Tech)  
Points: 4 (2 times, last 1/20/01 at Wis.)

### #24 Ben Tharp

Goals: 1 (3 times, last 2/2/01 vs. MTU)  
Assists: 3 (2/18/00 at Michigan Tech)  
Points: 3 (2/18/00 at Michigan Tech)

### #25 Pat O'Leary

Goals: 2 (2 times, last 12/30/00 vs. LSSU)  
Assists: 1 (6 times, last 1/6/01 at UAA)  
Points: 2 (2 times, last 1/6/01 at UAA)

### #26 Nick Angell

Goals: 1 (6 times, last 12/30/00 vs. LSSU)  
Assists: 2 (12/10 at SCSU)  
Points: 2 (3 times, last 10/21/00 vs. UMD)

### #27 Aaron Miskovich

Goals: 2 (4 times, last 2/11/00 vs. CC)  
Assists: 4 (1/15/00 vs. Denver)  
Points: 4 (2 times, last 2/11/00 vs. CC)

### #28 Matt Leimbek

Goals: 2 (10/28 vs. UAA)  
Assists: 2 (2 times, last 1/29/99 vs. MTU)  
Points: 3 (1/29/99 vs. Michigan Tech)

### #34 Pete Samargia

Goals Allowed: 4 (3/4/00 at SCSU)  
Saves (Game): 35 (3/4/00 at SCSU)  
Saves%: .958 (1/27/01 vs. BSU)

## Did You Know?

**Minnesota and the NHL:** Fifty-six percent (14/25) of the Golden Gophers on this year's squad have been drafted by teams in the NHL, the highest percentage ever at Minnesota. Prior to the 1998-99 season, only 25 percent (7/28) of players on the roster had been chosen.

## WCHA Standings/Schedule

### CAREER GOALS – CURRENT PLAYERS

|                 |    |
|-----------------|----|
| Erik Westrum    | 63 |
| Aaron Miskovich | 40 |
| John Pohl       | 41 |
| Jordan Leopold  | 22 |
| Stuart Senden   | 21 |
| Jeff Taffe      | 20 |
| Grant Potulny   | 17 |
| Erik Wendell    | 15 |
| Dylan Mills     | 12 |
| Troy Riddle     | 11 |
| Pat O'Leary     | 10 |
| Matt Leimbek    | 9  |
| Matt Koalska    | 9  |
| Nick Anthony    | 7  |
| Nick Angell     | 6  |
| Matt DeMarchi   | 4  |
| Ben Tharp       | 3  |
| Mark Nenovich   | 2  |
| Paul Martin     | 2  |
| Jon Waibel      | 1  |

### CAREER ASSISTS – CURRENT PLAYERS

|                 |    |
|-----------------|----|
| Erik Westrum    | 89 |
| John Pohl       | 69 |
| Jordan Leopold  | 62 |
| Dylan Mills     | 59 |
| Aaron Miskovich | 43 |
| Jeff Taffe      | 30 |
| Matt Leimbek    | 19 |
| Nick Angell     | 19 |
| Stuart Senden   | 17 |
| Ben Tharp       | 15 |
| Nick Anthony    | 13 |
| Matt DeMarchi   | 12 |
| Troy Riddle     | 11 |
| Erik Wendell    | 11 |
| Grant Potulny   | 11 |
| Matt Koalska    | 10 |
| Paul Martin     | 9  |
| Pat O'Leary     | 7  |
| Jon Waibel      | 5  |
| Mark Nenovich   | 2  |
| Joey Martin     | 2  |

### CAREER POINTS – CURRENT PLAYERS

|                 |     |
|-----------------|-----|
| Erik Westrum    | 152 |
| John Pohl       | 110 |
| Jordan Leopold  | 84  |
| Aaron Miskovich | 83  |
| Dylan Mills     | 72  |
| Jeff Taffe      | 50  |
| Stuart Senden   | 38  |
| Matt Leimbek    | 28  |
| Grant Potulny   | 27  |
| Erik Wendell    | 26  |
| Nick Angell     | 25  |
| Troy Riddle     | 22  |
| Nick Anthony    | 20  |
| Ben Tharp       | 18  |
| Matt Koalska    | 18  |
| Pat O'Leary     | 17  |
| Matt DeMarchi   | 16  |
| Paul Martin     | 11  |
| Jon Waibel      | 6   |
| Mark Nenovich   | 4   |
| Joey Martin     | 2   |

### CAREER GAMES – CURRENT PLAYERS

|                 |     |
|-----------------|-----|
| Erik Westrum    | 149 |
| Dylan Mills     | 148 |
| Aaron Miskovich | 140 |
| Stuart Senden   | 130 |
| Matt Leimbek    | 111 |
| John Pohl       | 109 |
| Jordan Leopold  | 108 |
| Adam Hauser     | 106 |
| Nick Angell     | 100 |
| Erik Wendell    | 95  |
| Pat O'Leary     | 69  |
| Matt DeMarchi   | 67  |
| Jeff Taffe      | 66  |
| Ben Tharp       | 59  |
| Nick Anthony    | 56  |
| Mark Nenovich   | 51  |
| Matt Koalska    | 31  |
| Grant Potulny   | 31  |
| Jon Waibel      | 31  |
| Paul Martin     | 27  |
| Troy Riddle     | 27  |
| Joey Martin     | 16  |
| Chad Roberg     | 6   |

| Team (Overall Record, win %)    | GP | W  | L  | T | Pts | GF  | GA | GDif |
|---------------------------------|----|----|----|---|-----|-----|----|------|
| North Dakota (20-5-7, .734)     | 24 | 16 | 4  | 4 | 36  | 104 | 74 | +30  |
| Minnesota (22-7-2, .742)        | 22 | 15 | 5  | 2 | 32  | 86  | 52 | +34  |
| Colorado College (20-7-1, .732) | 22 | 15 | 7  | 0 | 30  | 87  | 59 | +28  |
| St. Cloud State (22-7-1, .750)  | 22 | 15 | 7  | 0 | 30  | 81  | 57 | +24  |
| Wisconsin (15-11-4, .567)       | 22 | 10 | 8  | 4 | 24  | 62  | 68 | -6   |
| MSU, Mankato (17-12-1, .583)    | 22 | 11 | 10 | 1 | 23  | 76  | 70 | +6   |
| Denver (15-12-3, .550)          | 22 | 10 | 10 | 2 | 22  | 59  | 65 | -6   |
| Michigan Tech (7-18-3, .304)    | 22 | 5  | 15 | 2 | 12  | 55  | 87 | -32  |
| Alaska Anchorage (5-20-3, .232) | 24 | 3  | 18 | 3 | 9   | 50  | 88 | -38  |
| Minnesota-Duluth (5-22-3, .217) | 22 | 2  | 18 | 2 | 6   | 55  | 95 | -40  |

## Season Highs/Lows

### Team

|   |  |
|---|--|
| <b>MOST GOALS/GAME</b>                    | (11) 12/9 vs. Quinnipiac   |
| <b>LEAST GOALS/GAME</b>                   | (0) 12/1 at Denver   |
| <b>MOST ASSISTS/GAME</b>                  | (15) 12/9 vs. Quinnipiac   |
| <b>LEAST ASSISTS/GAME</b>                 | (0) 12/1 at Denver   |
| <b>MOST GOALS AGAINST/GAME</b>            | (7) 11/10 at North Dakota  |
| <b>LEAST GOALS AGAINST/GAME</b>           | (0) two times, 11/17 at SCSU   |
| <b>MOST ASSISTS AGAINST/GAME</b>          | (12) 11/10 at North Dakota   |
| <b>LEAST ASSISTS AGAINST/GAME</b>         | (0) two times, 11/17 at SCSU   |
| <b>MOST GOALS/PERIOD</b>                  | (5) 11/10 at North Dakota - second period                              |
| <b>MOST GOALS AGAINST/PERIOD</b>          | (4) 11/10 at North Dakota - third period                               |
| <b>MOST POWER PLAY GOALS/GAME</b>         | (5) two times, 2/2 vs. Michigan Tech                                   |
| <b>MOST POWER PLAY GOALS ALLOWED/GAME</b> | (2) four times, last 12/30 vs. LSSU                                    |
| <b>MOST SHOTS ON GOAL/GAME</b>            | (56) 1/27 vs. Bemidji State  |
| <b>LEAST SHOTS ON GOAL/GAME</b>           | (26) 11/17 at SCSU   |
| <b>MOST SHOTS AGAINST/GAME</b>            | (40) two times, last 2/2 vs. Michigan Tech                             |
| <b>LEAST SHOTS AGAINST/GAME</b>           | (13) 10/20 vs. UMD   |
| <b>MOST SHOTS ON GOAL/PERIOD</b>          | (24) two times, last 11/3 vs. Wisconsin - second period                |
| <b>MOST SHOTS AGAINST/PERIOD</b>          | (16) two times, last 1/20 at Wisconsin - first period                  |
| <b>MOST PENALTIES/GAME</b>                | (21) two times, last 2/2 vs. Michigan Tech                             |
| <b>LEAST PENALTIES/GAME</b>               | (2) two times, last 1/23 vs. Brown                                     |
| <b>MOST PIM/GAME</b>                      | (66) 2/2 vs. Michigan Tech   |
| <b>LEAST PIM/GAME</b>                     | (4) two times, last 1/23 vs. Brown                                     |
| <b>MOST OPP. PENALTIES/GAME</b>           | (26) 2/2 vs. Michigan Tech   |
| <b>LEAST OPP. PENALTIES/GAME</b>          | (2) 10/27 vs. Alaska-Anchorage   |
| <b>MOST OPP. PIM/GAME</b>                 | (76) 2/2 vs. Michigan Tech   |
| <b>LEAST OPP. PIM/GAME</b>                | (4) 10/27 vs. Alaska-Anchorage   |
| <b>QUICKEST TWO GOALS</b>                 | (0:14) 11/10 at North Dakota - second period (Taffe, Koalska)          |
| <b>QUICKEST THREE GOALS</b>               | (1:17) 11/10 at North Dakota - second period (Leopold, Taffe, Koalska) |

## Individual

|                           |   |
|---------------------------|---|
| <b>GOALS/GAME</b>         | (3) two times, last Grant Potulny, 1/20 at Wisconsin                      |
| <b>GOALS/PERIOD</b>       | (2) six times, last Grant Potulny, 1/27 vs. Brown - third period          |
| <b>ASSISTS/GAME</b>       | (4) Erik Westrum, 10/14 at Bemidji State                                  |
| <b>ASSISTS/PERIOD</b>     | (2) 14 times, last John Pohl, 2/3 vs. Michigan Tech - first period        |
| <b>POINTS/GAME</b>        | (5) Erik Westrum, 10/14 at Bemidji State                                  |
| <b>POINTS/PERIOD</b>      | (3) three times, last Matt Koalska, 2/2 vs. Michigan Tech - second period |
| <b>PENALTIES/GAME</b>     | (7) Matt DeMarchi, 2/2 vs. Michigan Tech                                  |
| <b>PIM/GAME</b>           | (22) Matt DeMarchi, 2/2 vs. Michigan Tech                                 |
| <b>SHOTS ON GOAL/GAME</b> | (9) Jordan Leopold, 12/29 vs. Union                                       |
| <b>SAVES/GAME</b>         | (37) Adam Hauser, 2/2 vs. Michigan Tech                                   |

**Tell-Tale Signs:** In Minnesota's 22 victories, the Golden Gophers capitalized on 36.4 percent of their power-play opportunities (47-of-129), while opponents were at 7.8 percent (9-of-116). In Minnesota's seven losses, the power-play is clicking at just 3.0 percent (1-of-33), while opponents are at 21.9 percent (7-of-32).

**High-Flying Offense:** Minnesota's eight goals against Michigan Tech on Feb. 2 marked the fifth occasion that the team had eight or more goals in a contest. That is the most for the Golden Gophers since the team had six in the 1991-92 campaign.

## Goal Breakdown

|                              | MN | OPP |
|------------------------------|----|-----|
| 5-on-5                       | 71 | 51  |
| 5-on-4                       | 45 | 17  |
| 6-on-5                       | 0  | 0   |
| 4-on-5                       | 6  | 3   |
| 4-on-4                       | 4  | 2   |
| 5-on-3                       | 4  | 0   |
| 4-on-3                       | 2  | 0   |
| Power Play                   | 51 | 17  |
| Shorthanded                  | 7  | 3   |
| Empty Net                    | 3  | 1   |
| First Minute of Game         | 2  | 1   |
| First 2 Minutes of Game      | 5  | 2   |
| First 5 Minutes of Game      | 8  | 5   |
| First 10 Minutes of Game     | 10 | 7   |
| First Goal of Game           | 21 | 10  |
| First Minute of Period       | 8  | 1   |
| Last Minute of Period        | 3  | 2   |
| Last Minute of Game          | 4  | 0   |
| Last 5 Minutes of Game       | 9  | 4   |
| To Tie Game – Last 5 Minutes | 1  | 0   |
| To Win Game – Last 5 Minutes | 1  | 1   |
| Unassisted                   | 8  | 8   |
| One Assist                   | 47 | 26  |
| Two Assists                  | 79 | 38  |
| Home                         | 79 | 36  |
| Road                         | 46 | 34  |
| Neutral                      | 7  | 3   |
| Overtime                     | 0  | 0   |

### GOAL SCORED AFTER OPPONENTS' GOAL

|                       | MN | OPP |
|-----------------------|----|-----|
| Less Than One Minute  | 3  | 2   |
| One To Three Minutes  | 11 | 6   |
| Three To Five Minutes | 1  | 1   |

## Stats By Class

|               | G-A--Pts  | P/M    | PP | SH | GW |
|---------------|-----------|--------|----|----|----|
| Senior (5)    | 38-56--94 | 67/146 | 8  | 6  | 6  |
| Junior (5)    | 35-57--92 | 63/142 | 18 | 0  | 6  |
| Sophomore (7) | 19-38--57 | 84/200 | 4  | 0  | 5  |
| Freshman (6)  | 40-47--87 | 53/122 | 20 | 1  | 5  |

## Drafted Golden Gophers

| Player          | Organization |
|-----------------|--------------|
| Matt DeMarchi   | New Jersey   |
| Adam Hauser     | Edmonton     |
| Matt Koalska    | Nashville    |
| Jordan Leopold  | Calgary      |
| Joey Martin     | Chicago      |
| Paul Martin     | New Jersey   |
| Aaron Miskovich | Colorado     |
| Pat O'Leary     | Phoenix      |
| John Pohl       | St. Louis    |
| Grant Potulny   | Ottawa       |
| Troy Riddle     | St. Louis    |
| Jeff Taffe      | St. Louis    |
| Erik Wendell    | Washington   |
| Erik Westrum    | Phoenix      |

## multiple-point games (season/career)

| Player (Games)         | Last Time                          | Record         |
|------------------------|------------------------------------|----------------|
| Erik Westrum (13/39)   | 2/10/01 at MSU-M (2a)              | 12-0-1/23-13-3 |
| John Pohl (10/30)      | 2/10/01 at MSU-M (2g)              | 9-0-1/23-6-1   |
| Jordan Leopold (9/16)  | 2/3/01 at MTU (1g, 1a)             | 7-1-1/10-5-2   |
| Grant Potulny (9/9)    | 2/9/01 vs. MSU-M (1g, 2a)          | 8-0-1/8-0-1    |
| Jeff Taffe (7/11)      | 2/2/01 at MTU (1g, 2a)             | 4-2-1/7-3-1    |
| Matt Koalska (6/6)     | 2/2/01 at MTU (1g, 2a)             | 6-0-0/6-0-0    |
| Troy Riddle (5/5)      | 2/2/01 at MTU (1g, 2a)             | 5-0-0/5-0-0    |
| Dylan Mills (4/17)     | 1/6/01 at UAA (2a)                 | 4-0-0/13-4-0   |
| Aaron Miskovich (4/17) | 2/2/01 at MTU (1g, 1a)             | 4-0-0/13-3-1   |
| Paul Martin (3/3)      | 1/27/01 vs. Bemidji State (1g, 1a) | 3-0-0/3-0-0    |
| Stuart Senden (2/6)    | 12/9/00 vs. Quinnipiac (3g)        | 2-0-0/4-2-0    |
| Ben Tharp (2/4)        | 12/30/00 vs LSSU (2a)              | 2-0-0/4-0-0    |
| Nick Anthony (2/3)     | 12/9/00 vs. Quinnipiac (1g, 2a)    | 2-0-0/3-0-0    |
| Pat O'Leary (2/3)      | 1/6/01 at UAA (1g, 1a)             | 2-0-0/3-0-0    |
| Matt Leimbek (1/4)     | 10/28/00 vs. UAA (2g)              | 0-0-1/2-1-1    |
| Matt Angell (1/3)      | 10/21/00 vs. UMD (1g, 1a)          | 1-0-0/2-1-0    |
| Matt DeMarchi (1/2)    | 10/14/00 at Bemidji State (1g, 1a) | 1-0-0/2-0-0    |
| Erik Wendell (1/3)     | 2/2/01 at MTU (2g)                 | 1-0-0/3-0-0    |
| Mark Nenovich (0/1)    | 12/29/99 vs. Harvard (1g, 1a)      | 0-0-0/1-0-0    |

## multiple-goal games (season/career)

| Player (Games)        | Last Time                      | Record      |
|-----------------------|--------------------------------|-------------|
| Erik Westrum (4/13)   | 2/3/01 at MTU (2g)             | 4-0-0/7-5-1 |
| John Pohl (3/6)       | 2/10/01 vs. MSU-M (2g)         | 3-0-0/6-0-0 |
| Grant Potulny (3/3)   | 1/23/01 vs. Brown (2g)         | 3-0-0/3-0-0 |
| Stuart Senden (1/3)   | 12/9/00 vs. Quinnipiac (3g)    | 1-0-0/2-1-0 |
| Jordan Leopold (1/3)  | 11/10/00 at North Dakota (2g)  | 0-1-0/1-2-0 |
| Pat O'Leary (1/2)     | 12/30/00 vs. LSSU (2g)         | 1-0-0/2-0-0 |
| Matt Leimbek (1/1)    | 10/28/00 vs. UAA (2g)          | 0-0-1/0-0-1 |
| Troy Riddle (1/1)     | 10/14/00 at Bemidji State (2g) | 1-0-0/1-0-0 |
| Erik Wendell (1/1)    | 2/2/01 at MTU (2g)             | 1-0-0/1-0-0 |
| Aaron Miskovich (0/4) | 2/13/00 vs. CC (2g)            | 0-0-0/4-0-0 |
| Dylan Mills (0/1)     | 1/29/00 vs. MSU (2g)           | 0-0-0/0-1-0 |
| Jeff Taffe (0/1)      | 1/29/00 vs. MSU (2g)           | 0-0-0/0-1-0 |

## The Home Stretch

| Team (Pts)            | Remaining Schedule      | Opp. WCHA %    |
|-----------------------|-------------------------|----------------|
| North Dakota (36)     | vs. DU, @ MTU           | 15-25-4 (.386) |
| Minnesota (32)        | vs. CC, @ UMD, vs. SCSU | 32-32-2 (.500) |
| Colorado College (30) | @ UM, vs. UW, @ MSU-M   | 36-23-7 (.598) |
| St. Cloud State (30)  | @ UW, vs. MSU-M, vs. UM | 36-23-7 (.598) |
| Wisconsin (24)        | vs. SCSU, @ CC, vs. MTU | 35-29-2 (.545) |
| MSU, Mankato (23)     | vs. MTU, @ SCSU, vs. CC | 35-29-2 (.545) |
| Denver (22)           | @ UND, vs. UAA, vs. UMD | 21-40-9 (.364) |

## WCHA Freshmen Scoring

| Rk. | Team                     | Fr. Scoring | Leader                    |
|-----|--------------------------|-------------|---------------------------|
| 1.  | Minnesota                | 40-47--89   | Grant Potulny (17-10--27) |
| 2.  | Denver                   | 20-45--65   | Connor James (6-11--17)   |
| 3.  | Colorado College         | 26-35--61   | Peter Sejna (19-19--38)   |
| 4.  | Minnesota State, Mankato | 20-31--51   | Tim Jackman (9-13--22)    |
| 5.  | Michigan Tech            | 12-33--45   | Justin Brown (3-11--14)   |
| 6.  | North Dakota             | 19-17--36   | David Lundbohm (6-5--11)  |
| 7.  | St. Cloud State          | 10-20--30   | Matt Hendricks (2-9--11)  |
| 8.  | Alaska Anchorage         | 12-16--28   | Pete Talafous (6-5--11)   |
| 9.  | Minnesota-Duluth         | 6-15--21    | Junior Lessard (4-7--11)  |
| 10. | Wisconsin                | 7-18--25    | Dan Boeser (4-9--13)      |

## Month-By-Month

| No. | Player          | Oct.              | Nov.              | Dec.               | Jan.              | Feb.              | March | Total              |
|-----|-----------------|-------------------|-------------------|--------------------|-------------------|-------------------|-------|--------------------|
| 1   | Adam Hauser     | 5-0-1, 2.14, .889 | 4-3-1, 2.86, .911 | 3-2-0, 2.86, .862  | 5-2-0, 2.22, .916 | 4-0-0, 1.50, .950 |       | 21-7-2, 2.44, .906 |
| 2   | Mark Nenovich   | 0-0-0 (0)         | 0-0-0 (6)         | 0-0-0 (2)          | 0-0-0 (2)         | 0-0-0 (0)         |       | 0-0-0 (10)         |
| 3   | Jordan Leopold  | 2-7--9 (6)        | 3-7--10 (8)       | 0-4--1 (5)         | 3-5--8 (8)        | 1-5--6 (4)        |       | 9-28--37 (31)      |
| 4   | Dylan Mills     | 0-3--3 (6)        | 0-4--4 (8)        | 1-3--4 (5)         | 0-5--5 (8)        | 0-2--2 (4)        |       | 1-17--18 (31)      |
| 5   | Jon Waibel      | 0-1--1 (6)        | 0-1--1 (8)        | 0-0-0 (5)          | 0-3--3 (8)        | 1-0--1 (4)        |       | 1-5--6 (31)        |
| 7   | Erik Westrum    | 6-7--13 (6)       | 4-5--9 (8)        | 4-2--6 (5)         | 2-4--6 (8)        | 4-7--11 (4)       |       | 20-25--45 (31)     |
| 9   | John Pohl       | 1-5--6 (6)        | 6-4--10 (8)       | 2-2--4 (5)         | 3-3--6 (4)        | 4-4--8 (4)        |       | 16-18--34 (27)     |
| 10  | Paul Martin     | 0-0-0 (6)         | 0-1--1 (8)        | 1-1--2 (3)         | 1-5--6 (6)        | 0-2--2 (4)        |       | 2-9--11 (27)       |
| 11  | Erik Wendell    | 1-0--1 (6)        | 1-0--1 (3)        | 0-0-0 (2)          | 0-1--1 (8)        | 2-1--3 (4)        |       | 4-2--6 (23)        |
| 12  | Matt Koalska    | 2-2--4 (6)        | 2-1--3 (8)        | 0-4--4 (5)         | 4-1--5 (8)        | 1-2--3 (4)        |       | 9-10--19 (31)      |
| 14  | Chad Roberg     | 0-0-0 (0)         | 0-0-0 (3)         | 0-0-0 (1)          | 0-0-0 (2)         | 0-0-0 (0)         |       | 0-0-0 (6)          |
| 15  | Stuart Senden   | 0-2--2 (4)        | 1-0--1 (2)        | 4-0--1 (5)         | 0-1--1 (8)        | 0-1--1 (4)        |       | 5-4--9 (23)        |
| 16  | Nick Anthony    | 0-4--4 (6)        | 1-1--1 (4)        | 1-2--3 (5)         | 1-1--2 (6)        | 0-0-0 (2)         |       | 3-9--12 (23)       |
| 18  | Grant Potulny   | 3-2--5 (6)        | 2-1--3 (8)        | 2-3--5 (5)         | 7-2--9 (8)        | 3-2--5 (4)        |       | 17-10--27 (31)     |
| 19  | Matt DeMarchi   | 1-3--4 (6)        | 0-1--1 (6)        | 1-0--1 (5)         | 1-0--1 (8)        | 0-2--2 (4)        |       | 3-6--9 (29)        |
| 20  | Joey Martin     | 0-0-0 (0)         | 0-0-0 (3)         | 0-1--1 (3)         | 0-1--1 (8)        | 0-0-0 (2)         |       | 0-2--2 (16)        |
| 21  | Troy Riddle     | 6-1--7 (6)        | 2-1--3 (8)        | 1-0--1 (3)         | 1-6--7 (6)        | 1-3--4 (4)        |       | 11-11--22 (27)     |
| 22  | Jeff Taffe      | 2-4--6 (6)        | 3-6--9 (8)        | 0-3--3 (3)         | 4-5--9 (6)        | 1-2--3 (4)        |       | 10-20--30 (27)     |
| 24  | Ben Tharp       | 2-1--3 (6)        | 0-0-0 (5)         | 0-2--0 (5)         | 0-0-0 (8)         | 1-0--1 (4)        |       | 3-3--6 (28)        |
| 25  | Pat O'Leary     | 1-0--1 (5)        | 0-2--2 (7)        | 2-0--0 (5)         | 1-2--3 (8)        | 0-0-0 (4)         |       | 4-4--8 (28)        |
| 26  | Nick Angell     | 1-2--3 (6)        | 0-1--1 (8)        | 1-1--2 (5)         | 0-0-0 (4)         | 0-1--1 (4)        |       | 2-5--7 (27)        |
| 27  | Aaron Miskovich | 2-1--3 (6)        | 3-2--5 (8)        | 0-1--1 (5)         | 3-2--5 (8)        | 1-2--3 (4)        |       | 9-8--17 (30)       |
| 28  | Matt Leimbek    | 3-0--3 (3)        | 0-2--2 (8)        | 0-0-0 (5)          | 0-0-0 (4)         | 0-0-0 (0)         |       | 3-2--5 (21)        |
| 34  | Pete Samargia   | 0-0-0, 0.00, .000 | 0-0-0, 0.00, .000 | 0-0-0, 0.00, 1.000 | 1-0-0, 0.81, .917 | 0-0-0, 0.00, .000 |       | 1-0-0, 0.64, .974  |

## fall signings announced

**Keith Ballard**, a 5'11", 200-pound defenseman from Baudette, Minn., is spending this season with the Omaha Lancers in the United States Hockey League. This season through 42 games with the Lancers, he ranks third on the team in scoring with 17 goals and 18 assists for 35 points. Ballard played last season in the United State Junior Development program in Ann Arbor, Mich. He had 12 goals and 21 assists in 58 games and led all defensemen in scoring.

**Mike Erickson** is a 6'2", 180-pound forward from Eden Prairie High School in Eden Prairie, Minn. Erickson was an All-State, All-Metro and All-Conference selection during his junior season. He led the State Class AA in scoring with 38 goals and 25 assists for 63 points. A two-year letterwinner and team MVP last year, Erickson has amassed career totals of 62 goals, 43 assists and 105 points. He is also the starting quarterback for the Eden Prairie football team which won the 2000 state title.

**Jake Fleming**, a 5'9", 170-pound center from Osseo, Minn., is spending this season with the Omaha Lancers in the United State Hockey League. He has tallied 10 goals and 20 assists through 42 games this season with the Lancers. Fleming played last season in the United States Junior Development program in Ann Arbor, Mich. He had nine goals and 18 assists, which ranked sixth on the team. Fleming also spent time with the team during the 1998-99 season.

**Garrett Smaagaard**, a 5'11", 165-pound forward from Eden Prairie High School in Eden Prairie, Minn., joins teammate Mike Erickson in signing with the Golden Gophers. Smaagaard earned All-Metro and All-Conference laurels during his junior campaign and tallied 22 goals and 36 assists for 58 points. A two-year letterwinner, he has career totals of 41 goals, 60 assists and 101 points. Smaagaard is also a starting defensive back and wide receiver for the Eden Prairie football team which finished the 2000 season unbeaten and won the state title.

**Barry Tallackson** is a 6'4", 192-pound forward from St. Paul, Minn., who is playing with the United States Junior Development program in Ann Arbor, Mich. He leads the team with 12 goals in 23 games this season. Tallackson has spent two years in Ann Arbor and tallied 14 goals and six assists in 53 games last season. He played at St. Paul Johnson as a sophomore.

**Travis Weber**, a 5'11", 205-pound goaltender from Hibbing, Minn., is playing with the United States Junior Development program. Last year, he posted a team-best 2.73 goals-against-average and .894 save percentage in Ann Arbor, Mich. This season, Weber was in goal as the team defeated then-sixth ranked Michigan State 6-4.

## 2000-01 Minnesota Schedule/Results

| <u>Date</u> | <u>Opponent</u>      | <u>Result</u> | <u>MN/OPP</u><br><u>Shots</u> | <u>MN/OPP</u><br><u>Power-Play</u> | <u>MN/OPP</u><br><u>Penalties</u> | <u>Goaltender</u> | <u>Attend.</u> |
|-------------|----------------------|---------------|-------------------------------|------------------------------------|-----------------------------------|-------------------|----------------|
| 10/7        | vs. Notre Dame       | W 7-3         | 31-18                         | 3-5/0-6                            | 21-42/20-51                       | Hauser 1-0-0      | 18,064         |
| 10/14       | at Bemidji State     | W 9-3         | 54-16                         | 3-6/1-5                            | 7-14/7-14                         | Hauser 2-0-0      | 2,358          |
| 10/20       | MINNESOTA-DULUTH*    | W 3-1         | 33-13                         | 2-7/0-5                            | 6-12/8-16                         | Hauser 3-0-0      | 9,749          |
| 10/21       | MINNESOTA-DULUTH*    | W 9-2         | 43-30                         | 4-6/1-8                            | 17-42/14-36                       | Hauser 4-0-0      | 9,731          |
| 10/27       | ALASKA ANCHORAGE*    | W 3-1         | 34-23                         | 1-2/0-2                            | 2-4/2-4                           | Hauser 5-0-0      | 9,322          |
| 10/28       | ALASKA ANCHORAGE*    | T 3-3         | 44-17                         | 0-3/0-2                            | 4-8/5-10                          | Hauser 5-0-1      | 9,339          |
| 11/3        | WISCONSIN*           | W 4-0         | 51-31                         | 1-8/0-7                            | 11-22/13-34                       | Hauser 6-0-1      | 9,851          |
| 11/4        | WISCONSIN*           | W 5-2         | 40-38                         | 3-8/0-6                            | 14-44/17-45                       | Hauser 7-0-1      | 9,878          |
| 11/10       | at North Dakota*     | L 5-7         | 42-40                         | 1-3/2-5                            | 9-18/8-16                         | Hauser 7-1-1      | 6,067          |
| 11/11       | at North Dakota*     | T 5-5         | 36-33                         | 3-4/1-5                            | 10-20/9-18                        | Hauser 7-1-2      | 6,067          |
| 11/17       | at St. Cloud State*  | W 2-0         | 29-25                         | 0-8/0-6                            | 11-22/14-47                       | Hauser 8-1-2      | 6,685          |
| 11/18       | ST. CLOUD STATE*     | W 4-3         | 32-35                         | 2-5/2-7                            | 11-38/7-22                        | Hauser 9-1-2      | 9,826          |
| 11/24       | MICHIGAN STATE       | L 2-3         | 27-31                         | 0-2/1-4                            | 5-10/3-6                          | Hauser 9-2-2      | 9,850          |
| 11/25       | MICHIGAN             | L 1-4         | 34-26                         | 0-4/1-2                            | 3-6/5-10                          | Hauser 9-3-2      | 9,767          |
| 12/1        | at Denver*           | L 0-4         | 33-20                         | 0-9/1-7                            | 7-14/9-18                         | Hauser 9-4-2      | 3,514          |
| 12/2        | at Denver*           | L 1-4         | 29-20                         | 0-3/2-6                            | 6-12/3-6                          | Hauser 9-5-2      | 4,275          |
| 12/9        | QUINNIPIAC           | W 11-2        | 45-17                         | 2-5/0-3                            | 3-6/5-10                          | Hauser 10-5-2     | 9,195          |
| 12/29       | UNION                | W 3-2         | 48-15                         | 1-7/1-4                            | 13-34/16-40                       | Hauser 11-5-2     | 9,022          |
| 12/30       | LAKE SUPERIOR STATE  | W 5-4         | 26-23                         | 2-5/2-2                            | 5-10/8-16                         | Hauser 12-5-2     | 9,440          |
| 1/5         | at Alaska Anchorage* | W 3-1         | 30-27                         | 3-5/0-6                            | 11-22/11-30                       | Hauser 13-5-2     | 4,069          |
| 1/6         | at Alaska Anchorage* | W 4-2         | 27-28                         | 0-2/0-2                            | 4-8/4-8                           | Hauser 14-5-2     | 4,196          |
| 1/12        | NORTH DAKOTA*        | L 1-4         | 30-26                         | 0-6/0-5                            | 6-12/7-14                         | Hauser 14-6-2     | 9,857          |
| 1/13        | NORTH DAKOTA*        | W 5-1         | 35-21                         | 1-4/0-6                            | 11-33/9-29                        | Hauser 15-6-2     | 9,855          |
| 1/19        | at Wisconsin*        | L 2-4         | 36-34                         | 0-5/0-6                            | 9-18/8-16                         | Hauser 15-7-2     | 12,698         |
| 1/20        | at Wisconsin*        | W 8-2         | 44-36                         | 5-8/1-7                            | 9-18/10-20                        | Hauser 16-7-2     | 15,237         |
| 1/23        | BROWN                | W 3-1         | 33-18                         | 2-4/0-2                            | 2-4/4-8                           | Hauser 17-7-2     | 9,137          |
| 1/27        | BEMIDJI STATE        | W 5-1         | 56-24                         | 2-6/0-6                            | 7-14/8-16                         | Samargia 1-0-0    | 9,709          |
| 2/2         | MICHIGAN TECH*       | W 8-3         | 34-40                         | 5-10/1-6                           | 21-66/26-76                       | Hauser 18-7-2     | 9,468          |
| 2/3         | MICHIGAN TECH*       | W 5-1         | 34-28                         | 2-5/0-4                            | 4-8/5-10                          | Hauser 19-7-2     | 9,663          |
| 2/9         | at MSU, Mankato*     | W 4-1         | 38-29                         | 2-5/0-8                            | 13-26/10/20                       | Hauser 20-7-2     | 4,931          |
| 2/10        | at MSU, Mankato*     | W 3-1         | 41-23                         | 1-8/0-7                            | 10-20/11-22                       | Hauser 21-7-2     | 4,912          |
| 2/16        | COLORADO COLLEGE*    |               |                               |                                    |                                   |                   |                |
| 2/17        | COLORADO COLLEGE*    |               |                               |                                    |                                   |                   |                |
| 2/23        | at Minnesota-Duluth* |               |                               |                                    |                                   |                   |                |
| 2/24        | at Minnesota-Duluth* |               |                               |                                    |                                   |                   |                |
| 3/2         | ST. CLOUD STATE*     |               |                               |                                    |                                   |                   |                |
| 3/3         | at St. Cloud State*  |               |                               |                                    |                                   |                   |                |
| 3/9-11      | WCHA First Round     |               |                               |                                    |                                   |                   |                |
| 3/15-17     | WCHA Final Five      |               |                               |                                    |                                   |                   |                |
| 3/23-25     | NCAA Regionals       |               |                               |                                    |                                   |                   |                |
| 4/5         | NCAA Semifinals      |               |                               |                                    |                                   |                   |                |
| 4/7         | NCAA Finals          |               |                               |                                    |                                   |                   |                |

\*WCHA Contests







# GOLDEN GOPHER

# HOCKEY

University of Minnesota

Media Relations

Phone: (612) 625-4090

Fax: (612) 625-0359

Website: www.gophersports.com

Contact: John Romo

Phone: (612) 624-7318

E-Mail: romox001@umn.edu

## WEEKLY RELEASE

### February 19, 2001

#### MEDIA INFORMATION

**TV:** Midwest Sports Channel (Tape Delay 9:30 on Frida) - Frank Mazzocco-play-by-play; Reed Larson-color; Pat Micheletti - analyst

**RADIO:** KSTP-AM (Live)/Dan Terhaar-play-by-play; Glen Sonmor-color; Eric Gislason-game-night host

**INTERVIEWS:** The coaching staff and players are available for interviews on WEDNESDAYS by request through the Media Relations office. The Golden Gopher locker room is CLOSED to the media at all times.

Postgame interviews will be done outside the locker room after a 10 minute cooling off period.

#### Westrum Nears 50

With one more point, Erik Westrum will become the first Golden Gopher since Mike Crowley to have back-to-back 50-point seasons. Crowley had 63 points in 1995-96 and 56 the following season. For his career, Westrum is tied with Jason Miller for 23rd all-time on the scoring list with 155 points. Crowley is 22nd with 157.

## This Weekend

**#4 Minnesota (24-7-2, 17-5-2) at Minnesota-Duluth (5-23-4, 2-19-3)**  
**Fri.-Sat, Feb. 23-24 • 7:05 p.m.**  
**Mariucci Arena (9,700)**

### Series Information

*Series Notes: This will be the 180th and 181st meetings between Minnesota-Duluth and Minnesota • The Golden Gophers lead the all-time series 113-56-10 (.659) • In the 1990's, Minnesota held a 31-11-3 edge • Since losing two-of-three in the WCHA playoffs at UMD, the Golden Gophers have gone 9-0-1 vs. the Bulldogs.*

*The Bulldogs Last Week: UMD traveled to Anchorage and tied and lost to the Seawolves. The Bulldogs are 0-7-2 the past nine games since collecting a 2-1 victory over Colorado College on Jan. 12.*

*Head Coach: Scott Sandelin is in his first season as head coach at UMD. Sandelin spent six seasons as an assistant coach at North Dakota before replacing former Bulldog and current Michigan Tech head coach Mike Sertich. Sertich spent 18 seasons as head coach at UMD.*

*Hauser vs. the Bulldogs: Junior goaltender Adam Hauser is 9-0-0 in his career against UMD, his best performance against one team. He owns a 2.00 goals-against-average and .921 save percentage. Taking out a 10-7 victory on Feb. 27, 1999, his gaa would drop to 1.38 with a .945 save percentage.*

#### Career Scoring vs. UMD

| Player (games)       | G-A--Pts | Notes                           |
|----------------------|----------|---------------------------------|
| Erik Westrum (17)    | 7-8--15  | Two goals on 10/21/00           |
| John Pohl (9)        | 4-10--14 | 3g, 3a in sweep, 11/19-20/99    |
| Dylan Mills (15)     | 1-9--10  | 1-1--2 on 11/19/00              |
| Aaron Miskovich (16) | 6-4--10  | 1g, 1a in 9-2 win on 10/21/00   |
| Jordan Leopold (10)  | 2-6--8   | 1g in 9-2 win on 10/21/00       |
| Stuart Senden (12)   | 2-2--4   | GWG in 3-2 win on 2/4/00        |
| Nick Angell (6)      | 1-3--4   | First career points on 10/16/98 |
| Ben Tharp (4)        | 1-3--4   | 1g, 1a in 9-2 win on 10/21/00   |
| Jeff Taffe (6)       | 2-1--3   | GWG in 3-1 win on 10/20/00      |
| Erik Wendell (10)    | 2-1--3   | 1-1--2 on 2/27/99               |
| Matt Koalska (2)     | 1-1--2   | 1g, 1a in 9-2 win on 10/21/00   |
| Troy Riddle (2)      | 1-1--2   | 1g, 1a in 9-2 win on 10/21/00   |
| Nick Anthony (4)     | 0-2--2   | Assist on GWG on 2/4/00         |
| Matt DeMarchi (6)    | 0-2--2   | Assist in 4-1 win on 2/5/00     |
| Matt Leimbek (12)    | 1-1--2   | 1g in 9-2 win on 10/21/00       |
| Pat O'Leary (7)      | 0-1--1   | Assist on goal on 2/27/99       |
| Jon Waibel (2)       | 0-1--1   | Assist in 9-2 win on 10/21/00   |

#### SCHEDULE/RESULTS

|             |   |           |
|-------------|---|-----------|
| Oct. 7      | vs. Notre Dame%                           | W 7-3     |
| Oct. 14     | at Bemidji State#                         | W 9-3     |
| Oct. 20     | MINN-DULUTH                               | W 3-1     |
| Oct. 21     | MINN-DULUTH                               | W 9-2     |
| Oct. 27     | ALASKA-ANCH.                              | W 2-1     |
| Oct. 28     | ALASKA-ANCH.                              | T 3-3     |
| Nov. 3      | WISCONSIN                                 | W 4-0     |
| Nov. 4      | WISCONSIN                                 | W 5-2     |
| Nov. 10     | at North Dakota                           | L 5-7     |
| Nov. 11     | at North Dakota                           | T 5-5     |
| Nov. 17     | at St. Cloud State                        | W 2-0     |
| Nov. 18     | ST.CLOUDSTATE                             | W 4-3     |
| Nov. 24     | MICHIGANSTATE#                            | L 2-3     |
| Nov. 25     | MICHIGAN#                                 | L 1-4     |
| Dec. 1      | at Denver                                 | L 0-4     |
| Dec. 2      | at Denver                                 | L 1-4     |
| Dec. 9      | QUINNIPIAC#                               | W 11-2    |
| Dec. 10     | RUSSIA SELECT*                            | W 5-4     |
| Dec. 29     | MARIUCCI CLASSIC#                         | vs. Union |
| Dec. 30     | MARIUCCI CLASSIC#                         | W 3-2     |
|             | vs. Lake Superior State                   | W 5-4     |
| Jan. 5      | at Alaska-Anch.                           | W 3-1     |
| Jan. 6      | at Alaska-Anch.                           | W 4-2     |
| Jan. 12     | NORTH DAKOTA                              | L 1-4     |
| Jan. 13     | NORTH DAKOTA                              | W 5-1     |
| Jan. 19     | at Wisconsin                              | L 2-4     |
| Jan. 20     | at Wisconsin                              | W 8-2     |
| Jan. 23     | BROWN#                                    | W 3-1     |
| Jan. 27     | BEMIDJI STATE#                            | W 5-1     |
| Feb. 2      | MICHIGAN TECH                             | W 8-3     |
| Feb. 3      | MICHIGAN TECH                             | W 5-1     |
| Feb. 9      | at MSU, Mankato                           | W 4-1     |
| Feb. 10     | at MSU, Mankato                           | W 3-1     |
| Feb. 16     | COLORADO COLL.                            | W 6-1     |
| Feb. 17     | COLORADO COLL.                            | W 4-1     |
| Feb. 23     | at Minn.-Duluth 7:05 p.m.                 |           |
| Feb. 24     | at Minn.-Duluth 7:05 p.m.                 |           |
| March 2     | ST.CLOUDSTATE 7:05 p.m.                   |           |
| March 3     | at St. Cloud State 7:05 p.m.              |           |
| March 9-11  | WCHA FIRST ROUND                          |           |
| March 15-17 | WCHA FINAL FIVE                           |           |
|             | (at Xcel Energy Center - St. Paul, Minn.) |           |
| March 24-26 | NCAA REGIONALS                            |           |
|             | (at Grand Rapids, Mich.)                  |           |
|             | (at Worcester, Mass.)                     |           |
| April 5     | NCAA SEMIFINALS                           |           |
|             | (at Albany, N.Y.)                         |           |
| April 7     | NCAA CHAMPIONSHIP                         |           |
|             | (at Albany, N.Y.)                         |           |
|             | %-at Xcel Energy Center (St. Paul, Minn.) |           |
|             | * - exhibition game                       |           |
|             | # - nonconference game                    |           |
|             | all game times are Central                |           |
|             | game times are subject to change          |           |

## 2000-01 Record When

|                                     |        |
|-------------------------------------|--------|
| Overall Record                      | 24-7-2 |
| WCHA Record                         | 17-5-2 |
| Home Record                         | 16-3-1 |
| Road Record                         | 7-4-1  |
| Neutral Site Record                 | 1-0-0  |
| Last 20 Games (including last year) | 15-5-0 |
| Last 10 Games (including last year) | 9-1-0  |
| Last 5 Games                        | 5-0-0  |
| Scoring A Power-Play Goal           | 22-1-1 |
| Not Scoring A Power-Play Goal       | 2-6-1  |
| Allowing A Power-Play Goal          | 9-5-1  |
| Not Allowing A Power-Play Goal      | 15-1-1 |
| Scoring A Short-Handed Goal         | 6-1-0  |
| Allowing A Short-Handed Goal        | 0-3-0  |
| 10 Or More Penalties                | 12-0-1 |
| Fewer Than 10 Penalties             | 12-7-1 |
| More Penalties Than Opponent        | 5-5-1  |
| Fewer Penalties Than Opponent       | 15-2-1 |
| Same Amount Of Penalties            | 4-0-0  |
| In One-Goal Games                   | 4-1-0  |
| In Two-Goal Games                   | 6-2-0  |
| In Three-Goal or More Games         | 14-4-0 |
| In Overtime Games                   | 0-0-2  |
| Scoring 4 or More Goals             | 17-1-1 |
| Scoring 3 or Fewer Goals            | 7-6-1  |
| Scoring 3 or More Goals             | 22-1-2 |
| Scoring 2 or Fewer Goals            | 2-6-0  |
| Allowing 4 or More Goals            | 1-6-1  |
| Allowing 3 or Fewer Goals           | 23-1-1 |
| Scoring First Goal Of Game          | 19-3-1 |
| Opponents Score First               | 5-4-1  |
| Leading After One Period            | 12-3-1 |
| Trailing After One Period           | 3-3-1  |
| Tied After One Period               | 9-1-0  |
| Scoring First Goal Of Second Period | 18-1-0 |
| Leading After Two Periods           | 20-2-0 |
| Trailing After Two Periods          | 0-5-1  |
| Tied After Two Periods              | 4-0-1  |
| Scoring First Goal Of Third Period  | 17-1-2 |
| Having 10-19 Shots On Goal          | 0-0-0  |
| Having 20-29 Shots On Goal          | 3-2-0  |
| Having 30-39 Shots On Goal          | 11-4-1 |
| Having 40 or More Shots On Goal     | 10-1-1 |
| Allowing 10-19 Shots On Goal        | 6-0-1  |
| Allowing 20-29 Shots On Goal        | 11-4-0 |
| Allowing 30-39 Shots On Goal        | 6-2-1  |
| Allowing 40 or More Shots On Goal   | 1-1-0  |
| Outshooting Opponent                | 21-6-2 |
| Opponent Outshoots Minnesota        | 3-1-0  |
| Shots Are Even                      | 0-0-0  |
| October                             | 5-0-1  |
| November                            | 4-3-1  |
| December                            | 3-2-0  |
| January                             | 6-2-0  |
| February                            | 6-0-0  |
| March                               | 0-0-0  |
| Tuesdays                            | 1-0-0  |
| Fridays                             | 9-5-0  |
| Saturdays                           | 14-2-2 |
| Sundays                             | 0-0-0  |
| Series Record                       | 7-1-4  |
| Games Following A Win               | 18-3-1 |
| Games Following A Loss              | 3-3-1  |
| Games Following A Tie               | 2-1-0  |

## News & Notes

**Minnesota Continues Tear with Sweep:** Minnesota extended its winning streak to nine games with a two-game sweep of Colorado College. On Friday, the Golden Gophers had five different players tally multiple point games in a 6-1 win, including three-point games from Jordan Leopold and Erik Westrum. On Saturday, Grant Potulny's power-play goal in the second period proved to be the game-winner in a 4-1 win. The sweep of Colorado College was the first for Minnesota at home since the 1992-93 season, a span of six series.

**Head Coach Don Lucia:** Golden Gopher Head Coach Don Lucia has a career coaching record of 323-181-32 (.634) in 13-plus seasons behind the bench. At Minnesota, he owns a 44-26-4 mark (.622). His teams have won 20 or more games in all but three of the past 13 seasons, including a streak of eight straight years with 20-plus wins. Lucia's teams have gone 16-6-0 (.727) against UMD.

**Leopold Laying Claim to All-American Status:** Junior defenseman Jordan Leopold is making a strong bid for All-America honors with his play this season. He leads the nation in defenseman scoring (10-30--40) and ranks fifth among all players in the WCHA. He leads the league in power-play points with 4-20--24.

**Potulny Nets Another:** Freshman Grant Potulny, the nation's leader in power-play goals, collected his 14th on the season in the second period on Saturday night. His total of 14 ranks fifth all-time in a single-season. He is tied with Corey Millen (1985-86). Tim Harrer holds the record with a staggering total of 27 in 1979-80. He needs just two more goals to tie Neal Broten for seventh on the single-season freshman goal list with 21.

**Streaking:** Minnesota's nine-game win streak is the longest since the Golden Gophers won 11 straight from Dec. 16, 1995 to Jan. 27, 1996. The longest win streak in school history is 13 games (1991-92). In the past 17 games, Minnesota is 15-2 which is also the best streak since the club went 18-0-1 from Nov. 12, 1995 to Jan. 27, 1996.

**Streaking, Part II:** During the team's run of 15-2-0, Minnesota is outscoring opponents by an 80-32 margin (4.7 to 1.8). Erik Westrum has led the way offensively with 26 points, followed by freshman Grant Potulny (21), Jordan Leopold (21) Johnny Pohl (20). Adam Hauser is 14-2-0 with a 1.98 goals-against-average and .923 save percentage.

**Special Teams:** The Golden Gopher power-play has gone 22-for-61 (.368) in the past nine games • The team's penalty kill has allowed three power-play goals in the past 14 games • Opponents in those games are just 3-for-77 (3.9 percent) • Minnesota's power-play leads the WCHA at 29.3 percent (54-of-184) • The Golden Gopher penalty kill also paces the league at 89.5 percent (151-of-171) • The school record for best penalty-kill percentage in a season is .863 in 1983-84 • In 1999-2000, Minnesota's penalty kill ranked sixth in the league at 83.0 percent.

**Miscellaneous:** Senior Aaron Miskovich is 9-8--17 in 20 home games, but just 2-1--3 in 14 road contests • Junior defenseman Nick Angell has 2-4--6 in 18 home games, but has not tallied a point in 10 away games • Minnesota is 16-0-1 when Grant Potulny gets a point • Potulny has had at least a point in eight of the past nine games • The Golden Gophers are 15-0-2 when Troy Riddle collects a point • Junior Johnny Pohl has seven multi-point games in the past 11 contests • After scoring a goal in five straight games, freshman Matt Koalska has not had a point in the last five contests.

**It's Been Awhile:** The last time Minnesota had a perfect month of February was in 1986-87 (7-0-0). The Golden Gophers currently are 6-0-0 in the month, but still must travel to Minnesota-Duluth.

**Hauser Keeps It Going:** Junior Adam Hauser is having the best streak of his career. He has won eight straight starts and in that span, has a 1.38 goals-against-average and .951 save percentage. He has allowed just 11 goals in the past eight games. With the win on Saturday, he moved into third all-time in wins with 57. Robb Stauber tops the list with 73, followed by John Blue with 64. He is the school's career leader in minutes and games played, saves and shutouts. If the season ended today, Hauser would break the school record for goals-against-average at 2.35. The record of 2.36 set by Jim Mattson was set 48 years ago in 1952-53.

**Defense Stepping Up:** During the nine-game win streak, Minnesota has outscored opponents 46-12, including a 17-1 advantage in the second period and 32-5 edge in the first two periods. The Golden Gophers have allowed just five goals in the last five games.

**Records Watch:** If the season ended today, the following is a breakdown of records that will be approached:

| Lowest GAA        | Power-Play %      | Penalty Kill %    |
|-------------------|-------------------|-------------------|
| 1. 2.33 (2000-01) | 1. .367 (1980-81) | 1. .895 (2000-01) |
| 2. 2.74 (1952-53) | 3. .293 (2000-01) | 2. .863 (1983-84) |

**Road Warriors:** The Golden Gophers are a league-best 16-3-1 at home this season and are 7-4-1 in road contests. Minnesota has won three straight road contests which surprisingly, ranks sixth all-time. The 1968-69 squad also had a three-game road winning streak. The current squad has won five of its past six road contests.

**Going For the Sweep:** Minnesota has swept seven WCHA series this season, which is the most since the Golden Gophers swept eight league opponents in the 1995-96 season.

## Tale of the Tape

### Series Information

Minnesota leads 113-56-10  
 First meeting - 12/13/52, MN 14-2  
 Last meeting - 10/21/00, MN 9-2  
 MN's longest win streak - 12  
 UMD's longest win streak - 4  
 '00s - MN 4-0-0  
 '90s - MN 31-11-3  
 '80s - MN 27-21-3  
 '70s - MN 30-15-3  
 '60s - MN 19-9-1  
 '50s - MN 1-0-0

### Team Comparisons

| UM             | PP                      | UMD |
|----------------|-------------------------|-----|
| 54/184 (.293)  | 31/159 (.195)           |     |
| 39/140 (.279)  | WCHA 24/127 (.189)      |     |
| 153/171 (.895) | PK 98/113 (.737)        |     |
| 124/136 (.912) | WCHA 74/103 (.718)      |     |
| 16-3-1         | Home 4-12-2             |     |
| 7-4-1          | Away 1-10-2             |     |
| 4.3            | Goals/Game 2.8          |     |
| 2.3            | Goals Allowed/Game 4.2  |     |
| 8.7            | Penalties/Game 6.8      |     |
| 37.1           | Shots on Goal/Game 27.3 |     |

## USCHO.com

### USCHO.com Division I Men's Poll

|                        |     |
|------------------------|-----|
| 1. Michigan State (32) | 574 |
| 2. Boston College (2)  | 515 |
| 3. North Dakota (4)    | 511 |
| 4. Minnesota (1)       | 503 |
| 5. Michigan            | 393 |
| 6. St. Cloud State     | 386 |
| 7. New Hampshire       | 340 |
| 8. Colorado College    | 319 |
| 9. Providence          | 284 |
| 10. Wisconsin          | 168 |

### WCHA Teams Receiving Votes:

|                  |    |
|------------------|----|
| 16. Denver       | 26 |
| 18. MSU, Mankato | 21 |

## USA Today

### USA Today/American Hockey Magazine Poll

|                        |     |
|------------------------|-----|
| 1. Michigan State (15) | 265 |
| 2. Boston College      | 241 |
| 3. North Dakota (1)    | 236 |
| 4. - Minnesota (2)     | 227 |
| 5. Michigan            | 187 |
| 6. St. Cloud State     | 181 |
| 7. New Hampshire       | 162 |
| 8. Providence          | 144 |
| 9. Colorado College    | 129 |
| 10. Wisconsin          | 83  |

### WCHA Teams Receiving Votes:

|                  |   |
|------------------|---|
| 17. MSU, Mankato | 7 |
| 19. Denver       | 4 |

## Period-By-Period

| Scoring | 1st | 2nd | 3rd | OT | Total | Avg. |
|---------|-----|-----|-----|----|-------|------|
| MINN    | 38  | 51  | 53  | 0  | 142   | 4.3  |
| Opp.    | 19  | 21  | 37  | 0  | 77    | 2.3  |

| Shots on Goal | 1st  | 2nd  | 3rd  | OT | Total | Avg. |
|---------------|------|------|------|----|-------|------|
| MINN          | 11.6 | 12.8 | 12.6 | 3  | 1224  | 37.1 |
| Opp.          | 8.5  | 8.5  | 8.8  | 5  | 857   | 26.0 |

## On This Date....

On Feb. 24, 1979, Steve Christoff became the third player to have 30 or more goals in one season. He tallied two in a 6-2 victory over Michigan Tech at Williams Arena in Minneapolis. Christoff would finish the season with 38. Freshman Neil Broten had three assists on the night, including setting up both of Christoff's markers. Steve Janaszak stopped 35-of-37 shots to earn the victory.

## Series Note

In one of the most heartbreaking losses in recent history, Minnesota-Duluth defeated the Golden Gophers 5-4 in the final game of the WCHA Playoffs on March 15, 1998. Minnesota held a 4-0 lead in the third period with 14 minutes to play in the game. The Bulldogs though rallied with four goals, including a pair which tied the game just 41 seconds apart. In the overtime session, UMD finished the miraculous comeback as Mike Peluso scored more than 10 minutes into the extra period. The loss was typical of a disappointing season in which Minnesota lost 22 games, the second-most in the school history.

## Preseason Pub

### Grand Forks Herald WCHA Coaches Poll

|                        |    |
|------------------------|----|
| 1. North Dakota (6)    | 77 |
| 2. Wisconsin (3)       | 70 |
| 3. St. Cloud State (1) | 61 |
| Minnesota              | 61 |
| 5. Colorado College    | 54 |
| 6. Denver              | 37 |
| 7. MSU, Mankato        | 35 |
| 8. Alaska-Anchorage    | 23 |
| Minnesota-Duluth       | 23 |
| 10. Michigan Tech      | 9  |

### WCHA Preseason Player of the Year

Dany Heatley, Wisconsin

### WCHA Preseason Rookie of the Year

Connor James, Denver  
 Troy Riddle, Minnesota

## THE LAST TIME IT HAPPENED

### Minnesota Swept A Road Series:

February 9-10, 2001 @ MSU, Mankato (4-1, 3-1)

### Minnesota Was Swept In A Road Series:

December 1-2, 2000 @ Denver (4-0, 4-1)

### Minnesota Swept A Home Series:

Feb. 16-17, 2001 vs. Colorado College (6-1, 4-1)

### Minnesota Was Swept In A Home Series:

February 25-26, 2000 vs. Wisconsin (4-2, 5-4)

### Minnesota Shut Out An Opponent:

November 17, 2000 at St. Cloud State  
(Adam Hauser, 2-0)

### An Opponent Shut Out Minnesota:

December 1, 2000 at Denver (Wade Dubielewicz, 4-0)

### Minnesota Player Scored A Hat Trick:

January 20, 2001 at Wisconsin  
(Grant Potulny, 8-2 Minnesota win)

### Minnesota Player Scored A Pure Hat Trick:

February 26, 1999 @ Minnesota-Duluth  
(Wyatt Smith, 4-1 Minnesota win)

### An Opponent Scored A Hat Trick:

January 22, 1999 @ North Dakota  
(Jeff Panzer, four goals, 5-4, Minnesota loss)

### Minnesota Player Scored Four Goals In A Game:

February 27, 1999 @ Minnesota-Duluth  
(Reggie Berg, 10-7 Minnesota win)

### Minnesota Won When Trailing After Two Periods:

March 11, 2000 @ Colorado College in WCHA First Round (3-2 OT/trailing 1-0 heading into third period)

### Minnesota Had 50 or More Shots On Goal In A Game:

January 27, 2001 vs. Bemidji State  
(56 shots, 5-1 Minnesota win)

### Opponent Had 50 or More Shots On Goal In A Game:

January 31, 1997 @ North Dakota  
(51 shots, 6-4 Minnesota loss)

### Minnesota Player Scored A Shorthanded Goal:

January 27, 2001 vs. Bemidji State  
(Erik Westrum, second period, 5-1 win)

### Minnesota Won In Overtime:

March 11, 2000 vs. Colorado College (3-2)

### Minnesota Lost In Overtime:

March 4, 2000 @ St. Cloud State (4-3)

### Minnesota Tied In Overtime:

November 11, 2000 at North Dakota (5-5)

### Minnesota Scored 10 Goals Or More In A Game:

December 9 vs. Quinnipiac  
(11-2 Minnesota win)

### Opponent Scored 10 Goals Or More In A Game:

January 30, 1993 @ Michigan Tech  
(10-2 Minnesota loss)

## Career Game Highs

### #1 Adam Hauser

Goals Allowed: 0 (6 times, last 11/17/00 at SCSU)  
Saves: 44 (10/22/99 vs. North Dakota)  
Saves %: 1.000 (6 times, last 11/17/00 at SCSU)

### #2 Mark Nenovich

Goals: 1 (2 times, last 3/11/00 at CC)  
Assists: 1 (2 times, last 1/30/00 vs. MSU, Mank.)  
Points (Game): 2 (12/29/99 vs. Harvard)

### #3 Jordan Leopold

Goals: 2 (3 times, last 11/10/00 at UND)  
Assists: 3 (4 times, last 1/20/01 at Wis.)  
Points (Game): 4 (2 times, 1/20/01 at Wis.)

### #4 Dylan Mills

Goals: 2 (1/29/00 vs. MSU, Mankato)  
Assists: 2 (13 times, last 2/17/01 vs. CC)  
Points: 4 (1/29/00 vs. MSU, Mankato)

### #5 Jon Waibel

Goals: 1 (2/10/01 vs. MSU, Mankato)  
Assists: 1 (6 times, last 2/16/01 vs. CC)  
Points: 1 (7 times, last 2/16/01 vs. CC)

### #7 Erik Westrum

Goals: 3 (11/13/99 at Wisconsin)  
Assists: 4 (10/14/00 at Bemidji State)  
Points: 5 (10/14/00 at Bemidji State)

### #9 John Pohl

Goals: 3 (1/15/00 vs. Denver)  
Assists: 4 (1/14/00 vs. Denver)  
Points: 4 (3 times, last 1/15/00 vs. Denver)

### #10 Paul Martin

Goals: 1 (2 times, last 1/27/01 vs. BSU)  
Assists: 2 (1/20/01 at Wis.)  
Points: 2 (3 times, last 1/27/01 vs. BSU)

### #11 Erik Wendell

Goals: 2 (2/2/01 vs. MTU)  
Assists: 1 (10 times, last 2/10/01 at MSU-M)  
Points: 2 (3 times, last 2/2/01 vs. MTU)

### #12 Matt Koalska

Goals: 1 (8 times, last 2/2/01 vs. MTU)  
Assists: 2 (2 times, last 2/2/01 vs. MTU)  
Points: 3 (2/2/01 vs. MTU)

### #15 Stuart Senden

Goals: 3 (12/9/00 vs. Quinnipiac)  
Assists: 2 (2 times, last 10/21/00 vs. UMD)  
Points: 3 (12/9/00 vs. Quinnipiac)

### #16 Nick Anthony

Goals: 1 (6 times, last 1/6/01 at UAA)  
Assists: 2 (12/9/00 vs. Quinnipiac)  
Points: 3 (12/9/00 vs. Quinnipiac)

### #18 Grant Potulny

Goals: 3 (1/20/01 at Wis.)  
Assists: 1 (7 times, last 1/27/01 vs. BSU)  
Points: 3 (3 times, last 2/10/01 at MSU-M)

### #19 Matt DeMarchi

Goals: 1 (2 times, last 10/14/00 at BSU)  
Assists: 2 (2 times, last 2/16/01 vs. CC)  
Points: 2 (3 times, last 2/16/01 vs. CC)

### #20 Joey Martin

Goals: n/a  
Assists: 1 (2 times, last 1/13/01 vs. UND)  
Points: n/a

### #21 Troy Riddle

Goals: 2 (2 times, last 2/17/01 vs. CC)  
Assists: 3 (1/20/01 at Wis.)  
Points: 3 (2 times, last 2/2/01 vs. MTU)

### #22 Jeff Taffe

Goals: 2 (1/29/00 vs. MSU, Mankato)  
Assists: 4 (2/18/00 at Michigan Tech)  
Points: 4 (2 times, last 1/20/01 at Wis.)

### #24 Ben Tharp

Goals: 1 (3 times, last 2/2/01 vs. MTU)  
Assists: 3 (2/18/00 at Michigan Tech)  
Points: 3 (2/18/00 at Michigan Tech)

### #25 Pat O'Leary

Goals: 2 (2 times, last 12/30/00 vs. LSSU)  
Assists: 1 (6 times, last 1/6/01 at UAA)  
Points: 2 (2 times, last 1/6/01 at UAA)

### #26 Nick Angell

Goals: 1 (6 times, last 12/30/00 vs. LSSU)  
Assists: 2 (12/10 at SCSU)  
Points: 2 (3 times, last 10/21/00 vs. UMD)

### #27 Aaron Miskovich

Goals: 2 (4 times, last 2/11/00 vs. CC)  
Assists: 4 (1/15/00 vs. Denver)  
Points: 4 (2 times, last 2/11/00 vs. CC)

### #28 Matt Leimbek

Goals: 2 (10/28 vs. UAA)  
Assists: 2 (2 times, last 1/29/99 vs. MTU)  
Points: 3 (1/29/99 vs. Michigan Tech)

### #34 Pete Samargia

Goals Allowed: 4 (3/4/00 at SCSU)  
Saves (Game): 35 (3/4/00 at SCSU)  
Saves%: .958 (1/27/01 vs. BSU)

## Did You Know?

**Minnesota and the NHL:** Fifty-six percent (14/25) of the Golden Gophers on this year's squad have been drafted by teams in the NHL, the highest percentage ever at Minnesota. Prior to the 1998-99 season, only 25 percent (7/28) of players on the roster had been chosen.

### CAREER GOALS - CURRENT PLAYERS

|                 |    |
|-----------------|----|
| Erik Westrum    | 64 |
| Aaron Miskovich | 42 |
| John Pohl       | 41 |
| Jordan Leopold  | 23 |
| Stuart Senden   | 21 |
| Jeff Taffe      | 20 |
| Grant Potulny   | 19 |
| Erik Wendell    | 16 |
| Troy Riddle     | 14 |
| Dylan Mills     | 12 |
| Pat O'Leary     | 10 |
| Matt Leimbek    | 9  |
| Matt Koalska    | 9  |
| Nick Anthony    | 7  |
| Nick Angell     | 6  |
| Matt DeMarchi   | 4  |
| Ben Tharp       | 3  |
| Mark Nenovich   | 2  |
| Paul Martin     | 2  |
| Jon Waibel      | 1  |

### CAREER ASSISTS - CURRENT PLAYERS

|                 |    |
|-----------------|----|
| Erik Westrum    | 92 |
| John Pohl       | 71 |
| Jordan Leopold  | 64 |
| Dylan Mills     | 61 |
| Aaron Miskovich | 44 |
| Jeff Taffe      | 32 |
| Matt Leimbek    | 19 |
| Nick Angell     | 19 |
| Stuart Senden   | 17 |
| Ben Tharp       | 15 |
| Matt DeMarchi   | 15 |
| Nick Anthony    | 13 |
| Troy Riddle     | 12 |
| Erik Wendell    | 11 |
| Grant Potulny   | 11 |
| Matt Koalska    | 10 |
| Paul Martin     | 10 |
| Pat O'Leary     | 7  |
| Jon Waibel      | 6  |
| Mark Nenovich   | 2  |
| Joey Martin     | 2  |

### CAREER POINTS - CURRENT PLAYERS

|                 |     |
|-----------------|-----|
| Erik Westrum    | 155 |
| John Pohl       | 112 |
| Jordan Leopold  | 87  |
| Aaron Miskovich | 85  |
| Dylan Mills     | 72  |
| Jeff Taffe      | 50  |
| Stuart Senden   | 38  |
| Matt Leimbek    | 28  |
| Grant Potulny   | 28  |
| Erik Wendell    | 27  |
| Nick Angell     | 25  |
| Troy Riddle     | 24  |
| Nick Anthony    | 20  |
| Ben Tharp       | 18  |
| Matt Koalska    | 18  |
| Matt DeMarchi   | 18  |
| Pat O'Leary     | 17  |
| Paul Martin     | 12  |
| Jon Waibel      | 7   |
| Mark Nenovich   | 4   |
| Joey Martin     | 2   |

### CAREER GAMES - CURRENT PLAYERS

|                 |     |
|-----------------|-----|
| Erik Westrum    | 151 |
| Dylan Mills     | 150 |
| Aaron Miskovich | 142 |
| Stuart Senden   | 132 |
| Matt Leimbek    | 111 |
| John Pohl       | 111 |
| Jordan Leopold  | 110 |
| Adam Hauser     | 108 |
| Nick Angell     | 102 |
| Erik Wendell    | 97  |
| Pat O'Leary     | 71  |
| Matt DeMarchi   | 69  |
| Jeff Taffe      | 68  |
| Ben Tharp       | 61  |
| Nick Anthony    | 58  |
| Mark Nenovich   | 51  |
| Matt Koalska    | 33  |
| Grant Potulny   | 33  |
| Jon Waibel      | 33  |
| Paul Martin     | 29  |
| Troy Riddle     | 29  |
| Joey Martin     | 16  |
| Chad Roberg     | 6   |

## WCHA Standings/Schedule

| Team (Overall Record, win %)    | GP | W  | L  | T | Pts | GF  | GA  | GDif |
|---------------------------------|----|----|----|---|-----|-----|-----|------|
| North Dakota (21-5-8, .735)     | 26 | 17 | 4  | 5 | 39  | 110 | 77  | +33  |
| Minnesota (24-7-2, .758)        | 24 | 17 | 5  | 2 | 36  | 96  | 54  | +42  |
| St. Cloud State (23-8-1, .734)  | 24 | 16 | 8  | 0 | 32  | 88  | 61  | +27  |
| Colorado College (20-9-1, .683) | 24 | 15 | 9  | 0 | 30  | 89  | 69  | +20  |
| Wisconsin (16-12-4, .562)       | 24 | 11 | 9  | 4 | 26  | 66  | 75  | -9   |
| MSU, Mankato (18-13-1, .578)    | 24 | 12 | 11 | 1 | 25  | 83  | 78  | +5   |
| Denver (15-13-4, .531)          | 24 | 10 | 11 | 3 | 23  | 62  | 71  | -9   |
| Michigan Tech (8-19-3, .304)    | 24 | 6  | 16 | 2 | 14  | 63  | 94  | -31  |
| Alaska Anchorage (6-20-4, .267) | 26 | 4  | 18 | 4 | 12  | 57  | 93  | -36  |
| Minnesota-Duluth (5-23-4, .219) | 24 | 2  | 19 | 3 | 7   | 60  | 102 | -42  |

## Season Highs/Lows Team

|                                    |  |
|------------------------------------|--|
| MOST GOALS/GAME                    | (11) 12/9 vs. Quinnipiac   |
| LEAST GOALS/GAME                   | (0) 12/1 at Denver   |
| MOST ASSISTS/GAME                  | (15) 12/9 vs. Quinnipiac   |
| LEAST ASSISTS/GAME                 | (0) 12/1 at Denver   |
| MOST GOALS AGAINST/GAME            | (7) 11/10 at North Dakota  |
| LEAST GOALS AGAINST/GAME           | (0) two times, 11/17 at SCSU   |
| MOST ASSISTS AGAINST/GAME          | (12) 11/10 at North Dakota   |
| LEAST ASSISTS AGAINST/GAME         | (0) two times, 11/17 at SCSU   |
| MOST GOALS/PERIOD                  | (5) 11/10 at North Dakota - second period                              |
| MOST GOALS AGAINST/PERIOD          | (4) 11/10 at North Dakota - third period                               |
| MOST POWER PLAY GOALS/GAME         | (5) two times, 2/2 vs. Michigan Tech                                   |
| MOST POWER PLAY GOALS ALLOWED/GAME | (2) four times, last 12/30 vs. LSSU                                    |
| MOST SHOTS ON GOAL/GAME            | (56) 1/27 vs. Bemidji State  |
| LEAST SHOTS ON GOAL/GAME           | (26) 11/17 at SCSU   |
| MOST SHOTS AGAINST/GAME            | (40) two times, last 2/2 vs. Michigan Tech                             |
| LEAST SHOTS AGAINST/GAME           | (13) 10/20 vs. UMD   |
| MOST SHOTS ON GOAL/PERIOD          | (24) two times, last 11/3 vs. Wisconsin - second period                |
| MOST SHOTS AGAINST/PERIOD          | (16) two times, last 1/20 at Wisconsin - first period                  |
| MOST PENALTIES/GAME                | (21) two times, last 2/2 vs. Michigan Tech                             |
| LEAST PENALTIES/GAME               | (2) two times, last 1/23 vs. Brown                                     |
| MOST PIM/GAME                      | (66) 2/2 vs. Michigan Tech   |
| LEAST PIM/GAME                     | (4) two times, last 1/23 vs. Brown                                     |
| MOST OPP. PENALTIES/GAME           | (26) 2/2 vs. Michigan Tech   |
| LEAST OPP. PENALTIES/GAME          | (2) 10/27 vs. Alaska-Anchorage   |
| MOST OPP. PIM/GAME                 | (76) 2/2 vs. Michigan Tech   |
| LEAST OPP. PIM/GAME                | (4) 10/27 vs. Alaska-Anchorage   |
| QUICKEST TWO GOALS                 | (0:14) 11/10 at North Dakota - second period (Taffe, Koalska)          |
| QUICKEST THREE GOALS               | (1:17) 11/10 at North Dakota - second period (Leopold, Taffe, Koalska) |

## Individual

|                    |   |
|--------------------|---|
| GOALS/GAME         | (3) two times, last Grant Potulny, 1/20 at Wisconsin                      |
| GOALS/PERIOD       | (2) six times, last Grant Potulny, 1/27 vs. Brown - third period          |
| ASSISTS/GAME       | (4) Erik Westrum, 10/14 at Bemidji State                                  |
| ASSISTS/PERIOD     | (2) 16 times, last John Pohl, 2/17 vs. C.C. - second period               |
| POINTS/GAME        | (5) Erik Westrum, 10/14 at Bemidji State                                  |
| POINTS/PERIOD      | (3) three times, last Matt Koalska, 2/2 vs. Michigan Tech - second period |
| PENALTIES/GAME     | (7) Matt DeMarchi, 2/2 vs. Michigan Tech                                  |
| PIM/GAME           | (22) Matt DeMarchi, 2/2 vs. Michigan Tech                                 |
| SHOTS ON GOAL/GAME | (9) Jordan Leopold, 12/29 vs. Union                                       |
| SAVES/GAME         | (37) Adam Hauser, 2/2 vs. Michigan Tech                                   |

**Tell-Tale Signs:** In Minnesota's 22 victories, the Golden Gophers capitalized on 34.7 percent of their power-play opportunities (50-of-144), while opponents were at 7.8 percent (10-of-128). In Minnesota's seven losses, the power-play is clicking at just 3.0 percent (1-of-33), while opponents are at 21.9 percent (7-of-32).

**High-Flying Offense:** Minnesota's eight goals against Michigan Tech on Feb. 2 marked the fifth occasion that the team had eight or more goals in a contest. That is the most for the Golden Gophers since the team had six in the 1991-92 campaign.

## Goal Breakdown

|                              | MN | OPP |
|------------------------------|----|-----|
| 5-on-5                       | 78 | 51  |
| 5-on-4                       | 48 | 18  |
| 6-on-5                       | 0  | 0   |
| 4-on-5                       | 6  | 3   |
| 4-on-4                       | 4  | 3   |
| 5-on-3                       | 4  | 0   |
| 4-on-3                       | 2  | 0   |
| Power Play                   | 54 | 18  |
| Shorthanded                  | 7  | 3   |
| Empty Net                    | 4  | 1   |
| First Minute of Game         | 2  | 1   |
| First 2 Minutes of Game      | 5  | 2   |
| First 5 Minutes of Game      | 9  | 5   |
| First 10 Minutes of Game     | 13 | 7   |
| First Goal of Game           | 23 | 10  |
| First Minute of Period       | 8  | 1   |
| Last Minute of Period        | 4  | 2   |
| Last Minute of Game          | 5  | 0   |
| Last 5 Minutes of Game       | 11 | 4   |
| To Tie Game – Last 5 Minutes | 1  | 0   |
| To Win Game – Last 5 Minutes | 1  | 1   |
| Unassisted                   | 8  | 8   |
| One Assist                   | 49 | 26  |
| Two Assists                  | 87 | 40  |
| Home                         | 89 | 38  |
| Road                         | 46 | 34  |
| Neutral                      | 7  | 3   |
| Overtime                     | 0  | 0   |

### GOAL SCORED AFTER OPPONENTS' GOAL

|                       | MN | OPP |
|-----------------------|----|-----|
| Less Than One Minute  | 3  | 2   |
| One To Three Minutes  | 11 | 6   |
| Three To Five Minutes | 1  | 1   |

## Stats By Class

|               | G-A--Pts   | P/M    | PP | SH | GW |
|---------------|------------|--------|----|----|----|
| Senior (5)    | 41-62--103 | 70/152 | 9  | 6  | 7  |
| Junior (5)    | 37-61--98  | 73/152 | 18 | 0  | 6  |
| Sophomore (7) | 19-43--62  | 88/208 | 4  | 0  | 5  |
| Freshman (6)  | 45-50--95  | 56/128 | 22 | 1  | 6  |

## Drafted Golden Gophers

| Player          | Organization |
|-----------------|--------------|
| Matt DeMarchi   | New Jersey   |
| Adam Hauser     | Edmonton     |
| Matt Koalska    | Nashville    |
| Jordan Leopold  | Calgary      |
| Joey Martin     | Chicago      |
| Paul Martin     | New Jersey   |
| Aaron Miskovich | Colorado     |
| Pat O'Leary     | Phoenix      |
| John Pohl       | St. Louis    |
| Grant Potulny   | Ottawa       |
| Troy Riddle     | St. Louis    |
| Jeff Taffe      | St. Louis    |
| Erik Wendell    | Washington   |
| Erik Westrum    | Phoenix      |

## multiple-point games (season/career)

| Player (Games)         | Last Time                          | Record         |
|------------------------|------------------------------------|----------------|
| Erik Westrum (14/40)   | 2/16/01 vs. C.C. (1g, 2a)          | 13-0-1/24-13-3 |
| John Pohl (11/31)      | 2/16/01 vs. C.C. (2a)              | 10-0-1/24-6-1  |
| Jordan Leopold (10/17) | 2/16/01 vs. C.C. (1g, 2a)          | 8-1-1/11-5-2   |
| Grant Potulny (9/9)    | 2/9/01 vs. MSU-M (1g, 2a)          | 8-0-1/8-0-1    |
| Jeff Taffe (8/12)      | 2/17/01 vs. C.C. (2a)              | 5-2-1/8-3-1    |
| Troy Riddle (7/7)      | 2/17/01 vs. C.C. (2a)              | 7-0-0/7-0-0    |
| Matt Koalska (6/6)     | 2/2/01 at MTU (1g, 2a)             | 6-0-0/6-0-0    |
| Dylan Mills (5/18)     | 2/17/01 vs. C.C. (2a)              | 5-0-0/14-4-0   |
| Aaron Miskovich (5/18) | 2/16/01 vs. C.C. (1g, 1a)          | 5-0-0/14-3-1   |
| Paul Martin (3/3)      | 1/27/01 vs. Bemidji State (1g, 1a) | 3-0-0/3-0-0    |
| Stuart Senden (2/6)    | 12/9/00 vs. Quinnipiac (3g)        | 2-0-0/4-2-0    |
| Ben Tharp (2/4)        | 12/30/00 vs. LSSU (2a)             | 2-0-0/4-0-0    |
| Nick Anthony (2/3)     | 12/9/00 vs. Quinnipiac (1g, 2a)    | 2-0-0/3-0-0    |
| Pat O'Leary (2/3)      | 1/6/01 at UAA (1g, 1a)             | 2-0-0/3-0-0    |
| Matt DeMarchi (2/3)    | 2/16/01 vs. C.C. (2a)              | 2-0-0/3-0-0    |
| Matt Leimbek (1/4)     | 10/28/00 vs. UAA (2g)              | 0-0-1/2-1-1    |
| Nick Angell (1/3)      | 10/21/00 vs. UMD (1g, 1a)          | 1-0-0/2-1-0    |
| Erik Wendell (1/3)     | 2/2/01 at MTU (2g)                 | 1-0-0/3-0-0    |
| Mark Nenovich (0/1)    | 12/29/99 vs. Harvard (1g, 1a)      | 0-0-0/1-0-0    |

## multiple-goal games (season/career)

| Player (Games)        | Last Time                     | Record       |
|-----------------------|-------------------------------|--------------|
| Erik Westrum (4/13)   | 2/3/01 at MTU (2g)            | 4-0-0/7-5-1  |
| John Pohl (3/6)       | 2/10/01 vs. MSU-M (2g)        | 3-0-0/6-0-0  |
| Grant Potulny (3/3)   | 1/23/01 vs. Brown (2g)        | 3-0-0/3-0-0  |
| Troy Riddle (2/2)     | 2/17/01 vs. C.C. (2g)         | 2-0-0/2-0-0S |
| Senden (1/3)          | 12/9/00 vs. Quinnipiac (3g)   | 1-0-0/2-1-0  |
| Jordan Leopold (1/3)  | 11/10/00 at North Dakota (2g) | 0-1-0/1-2-0  |
| Pat O'Leary (1/2)     | 12/30/00 vs. LSSU (2g)        | 1-0-0/2-0-0  |
| Matt Leimbek (1/1)    | 10/28/00 vs. UAA (2g)         | 0-0-1/0-0-1  |
| Erik Wendell (1/1)    | 2/2/01 at MTU (2g)            | 1-0-0/1-0-0  |
| Aaron Miskovich (0/4) | 2/13/00 vs. CC (2g)           | 0-0-0/4-0-0  |
| Dylan Mills (0/1)     | 1/29/00 vs. MSU (2g)          | 0-0-0/0-1-0  |
| Jeff Taffe (0/1)      | 1/29/00 vs. MSU (2g)          | 0-0-0/0-1-0  |

## The Home Stretch

| Team (Pts)            | Remaining Schedule | Opp. WCHA %    |
|-----------------------|--------------------|----------------|
| North Dakota (39)     | @ MTU              | 6-16-2 (.292)  |
| Minnesota (36)        | @ UMD, vs. SCSU    | 18-27-3 (.406) |
| St. Cloud State (32)  | vs. MSU-M, vs. UM  | 29-16-3 (.635) |
| Colorado College (30) | vs. UW, @ MSU-M    | 23-20-5 (.531) |
| Wisconsin (26)        | @ CC, vs. MTU      | 21-25-2 (.458) |
| MSU, Mankato (25)     | @ SCSU, vs. CC     | 31-17-0 (.646) |
| Denver (23)           | vs. UAA, vs. UMD   | 6-37-7 (.190)  |

## WCHA Freshmen Scoring

| Rk. | Team                     | Fr. Scoring | Leader                    |
|-----|--------------------------|-------------|---------------------------|
| 1.  | Minnesota                | 45-50--95   | Grant Potulny (19-10--29) |
| 2.  | Denver                   | 21-46--67   | Connor James (6-11--17)   |
| 3.  | Colorado College         | 27-36--63   | Peter Sejna (20-20--40)   |
| 4.  | Minnesota State, Mankato | 21-34--55   | Tim Jackman (10-14--24)   |
| 5.  | Michigan Tech            | 15-36--51   | Justin Brown (3-12--15)   |
| 6.  | North Dakota             | 20-20--40   | David Lundbohm (7-6--13)  |
| 7.  | St. Cloud State          | 12-22--34   | Matt Hendricks (3-9--12)  |
| 8.  | Alaska Anchorage         | 13-20--33   | Pete Talafous (7-7--14)   |
| 9.  | Wisconsin                | 7-18--25    | Dan Boeser (4-9--13)      |
| 10. | Minnesota-Duluth         | 7-15--22    | Junior Lessard (4-7--11)  |

## Month-By-Month

| No. | Player          | Oct.              | Nov.              | Dec.               | Jan.              | Feb.              | March | Total              |
|-----|-----------------|-------------------|-------------------|--------------------|-------------------|-------------------|-------|--------------------|
| 1   | Adam Hauser     | 5-0-1, 2.14, .889 | 4-3-1, 2.86, .911 | 3-2-0, 2.86, .862  | 5-2-0, 2.22, .916 | 6-0-0, 1.33, .953 |       | 23-7-2, 2.35, .909 |
| 2   | Mark Nenovich   | 0-0--0 (0)        | 0-0--0 (6)        | 0-0--0 (2)         | 0-0--0 (2)        | 0-0-0 (0)         |       | 0-0--0 (10)        |
| 3   | Jordan Leopold  | 2-7--9 (6)        | 3-7--10 (8)       | 0-4--1 (5)         | 3-5--8 (8)        | 2-7--9 (6)        |       | 10-30--40 (33)     |
| 4   | Dylan Mills     | 0-3--3 (6)        | 0-4--4 (8)        | 1-3--4 (5)         | 0-5--5 (8)        | 0-4--4 (6)        |       | 1-19--20 (33)      |
| 5   | Jon Waibel      | 0-1--1 (6)        | 0-1--1 (8)        | 0-0--0 (5)         | 0-3--3 (8)        | 1-1--2 (6)        |       | 1-6--7 (33)        |
| 7   | Erik Westrum    | 6-7--13 (6)       | 4-5--9 (8)        | 4-2--6 (5)         | 2-4--6 (8)        | 5-10--15 (6)      |       | 21-28--49 (33)     |
| 9   | John Pohl       | 1-5--6 (6)        | 6-4--10 (8)       | 2-2--4 (5)         | 3-3--6 (4)        | 4-6--10 (6)       |       | 16-20--36 (29)     |
| 10  | Paul Martin     | 0-0--0 (6)        | 0-1--1 (8)        | 1-1--2 (3)         | 1-5--6 (6)        | 0-3--3 (6)        |       | 2-10--12 (29)      |
| 11  | Erik Wendell    | 1-0--1 (6)        | 1-0--1 (3)        | 0-0--0 (2)         | 0-1--1 (8)        | 3-1--4 (6)        |       | 5-2--7 (25)        |
| 12  | Matt Koalska    | 2-2--4 (6)        | 2-1--3 (8)        | 0-4--4 (5)         | 4-1--5 (8)        | 1-2--3 (6)        |       | 9-10--19 (33)      |
| 14  | Chad Roberg     | 0-0--0 (0)        | 0-0--0 (3)        | 0-0--0 (1)         | 0-0--0 (2)        | 0-0--0 (0)        |       | 0-0--0 (6)         |
| 15  | Stuart Senden   | 0-2--2 (4)        | 1-0--1 (2)        | 4-0--1 (5)         | 0-1--1 (8)        | 0-1--1 (6)        |       | 5-4--9 (25)        |
| 16  | Nick Anthony    | 0-4--4 (6)        | 1-1--1 (4)        | 1-2--3 (5)         | 1-1--2 (6)        | 0-1--1 (4)        |       | 3-9--12 (25)       |
| 18  | Grant Potulny   | 3-2--5 (6)        | 2-1--3 (8)        | 2-3--5 (5)         | 7-2--9 (8)        | 5-2--7 (6)        |       | 19-10--29 (33)     |
| 19  | Matt DeMarchi   | 1-3--4 (6)        | 0-1--1 (6)        | 1-0--1 (5)         | 1-0--1 (8)        | 0-5--5 (6)        |       | 3-9--12 (31)       |
| 20  | Joey Martin     | 0-0--0 (0)        | 0-0--0 (3)        | 0-1--1 (3)         | 0-1--1 (8)        | 0-0--0 (2)        |       | 0-2--2 (16)        |
| 21  | Troy Riddle     | 6-1--7 (6)        | 2-1--3 (8)        | 1-0--1 (3)         | 1-6--7 (6)        | 4-4--8 (6)        |       | 14-12--26 (29)     |
| 22  | Jeff Taffe      | 2-4--6 (6)        | 3-6--9 (8)        | 0-3--3 (3)         | 4-5--9 (6)        | 1-2--3 (6)        |       | 10-22--32 (29)     |
| 24  | Ben Tharp       | 2-1--3 (6)        | 0-0--0 (5)        | 0-2--0 (5)         | 0-0--0 (8)        | 1-0--1 (6)        |       | 3-3--6 (30)        |
| 25  | Pat O'Leary     | 1-0--1 (5)        | 0-2--2 (7)        | 2-0--0 (5)         | 1-2--3 (8)        | 0-0--0 (6)        |       | 4-4--8 (30)        |
| 26  | Nick Angell     | 1-2--3 (6)        | 0-1--1 (8)        | 1-1--2 (5)         | 0-0--0 (4)        | 0-1--1 (6)        |       | 2-5--7 (29)        |
| 27  | Aaron Miskovich | 2-1--3 (6)        | 3-2--5 (8)        | 0-1--1 (5)         | 3-2--5 (8)        | 3-3--6 (6)        |       | 11-9--20 (32)      |
| 28  | Matt Leimbek    | 3-0--3 (3)        | 0-2--2 (8)        | 0-0--0 (5)         | 0-0--0 (4)        | 0-0--0 (0)        |       | 3-2--5 (21)        |
| 34  | Pete Samargia   | 0-0-0, 0.00, .000 | 0-0-0, 0.00, .000 | 0-0-0, 0.00, 1.000 | 1-0-0, 0.81, .917 | 0-0-0, 0.00, .000 |       | 1-0-0, 0.64, .974  |

## fall signings announced

**Keith Ballard**, a 5'11", 200-pound defenseman from Baudette, Minn., is spending this season with the Omaha Lancers in the United States Hockey League. This season through 42 games with the Lancers, he ranks third on the team in scoring with 17 goals and 18 assists for 35 points. Ballard played last season in the United States Junior Development program in Ann Arbor, Mich. He had 12 goals and 21 assists in 58 games and led all defensemen in scoring.

**Mike Erickson** is a 6'2", 180-pound forward from Eden Prairie High School in Eden Prairie, Minn. Erickson was an All-State, All-Metro and All-Conference selection during his junior season. He led the State Class AA in scoring with 38 goals and 25 assists for 63 points. A two-year letterwinner and team MVP last year, Erickson has amassed career totals of 62 goals, 43 assists and 105 points. He is also the starting quarterback for the Eden Prairie football team which won the 2000 state title.

**Jake Fleming**, a 5'9", 170-pound center from Osseo, Minn., is spending this season with the Omaha Lancers in the United States Hockey League. He has tallied 10 goals and 20 assists through 42 games this season with the Lancers. Fleming played last season in the United States Junior Development program in Ann Arbor, Mich. He had nine goals and 18 assists, which ranked sixth on the team. Fleming also spent time with the team during the 1998-99 season.

**Garrett Smaagaard**, a 5'11", 165-pound forward from Eden Prairie High School in Eden Prairie, Minn., joins teammate Mike Erickson in signing with the Golden Gophers. Smaagaard earned All-Metro and All-Conference laurels during his junior campaign and tallied 22 goals and 36 assists for 58 points. A two-year letterwinner, he has career totals of 41 goals, 60 assists and 101 points. Smaagaard is also a starting defensive back and wide receiver for the Eden Prairie football team which finished the 2000 season unbeaten and won the state title.

**Barry Tallackson** is a 6'4", 192-pound forward from St. Paul, Minn., who is playing with the United States Junior Development program in Ann Arbor, Mich. He leads the team with 12 goals in 23 games this season. Tallackson has spent two years in Ann Arbor and tallied 14 goals and six assists in 53 games last season. He played at St. Paul Johnson as a sophomore.

**Travis Weber**, a 5'11", 205-pound goaltender from Hibbing, Minn., is playing with the United States Junior Development program. Last year, he posted a team-best 2.73 goals-against-average and .894 save percentage in Ann Arbor, Mich. This season, Weber was in goal as the team defeated then-sixth ranked Michigan State 6-4.



## 2000-01 Minnesota Schedule/Results

| <u>Date</u> | <u>Opponent</u>      | <u>Result</u> | <u>MN/OPP</u><br><u>Shots</u> | <u>MN/OPP</u><br><u>Power-Play</u> | <u>MN/OPP</u><br><u>Penalties</u> | <u>Goaltender</u> | <u>Attend.</u> |
|-------------|----------------------|---------------|-------------------------------|------------------------------------|-----------------------------------|-------------------|----------------|
| 10/7        | vs. Notre Dame       | W 7-3         | 31-18                         | 3-5/0-6                            | 21-42/20-51                       | Hauser 1-0-0      | 18,064         |
| 10/14       | at Bemidji State     | W 9-3         | 54-16                         | 3-6/1-5                            | 7-14/7-14                         | Hauser 2-0-0      | 2,358          |
| 10/20       | MINNESOTA-DULUTH*    | W 3-1         | 33-13                         | 2-7/0-5                            | 6-12/8-16                         | Hauser 3-0-0      | 9,749          |
| 10/21       | MINNESOTA-DULUTH*    | W 9-2         | 43-30                         | 4-6/1-8                            | 17-42/14-36                       | Hauser 4-0-0      | 9,731          |
| 10/27       | ALASKA ANCHORAGE*    | W 3-1         | 34-23                         | 1-2/0-2                            | 2-4/2-4                           | Hauser 5-0-0      | 9,322          |
| 10/28       | ALASKA ANCHORAGE*    | T 3-3         | 44-17                         | 0-3/0-2                            | 4-8/5-10                          | Hauser 5-0-1      | 9,339          |
| 11/3        | WISCONSIN*           | W 4-0         | 51-31                         | 1-8/0-7                            | 11-22/13-34                       | Hauser 6-0-1      | 9,851          |
| 11/4        | WISCONSIN*           | W 5-2         | 40-38                         | 3-8/0-6                            | 14-44/17-45                       | Hauser 7-0-1      | 9,878          |
| 11/10       | at North Dakota*     | L 5-7         | 42-40                         | 1-3/2-5                            | 9-18/8-16                         | Hauser 7-1-1      | 6,067          |
| 11/11       | at North Dakota*     | T 5-5         | 36-33                         | 3-4/1-5                            | 10-20/9-18                        | Hauser 7-1-2      | 6,067          |
| 11/17       | at St. Cloud State*  | W 2-0         | 29-25                         | 0-8/0-6                            | 11-22/14-47                       | Hauser 8-1-2      | 6,685          |
| 11/18       | ST. CLOUD STATE*     | W 4-3         | 32-35                         | 2-5/2-7                            | 11-38/7-22                        | Hauser 9-1-2      | 9,826          |
| 11/24       | MICHIGAN STATE       | L 2-3         | 27-31                         | 0-2/1-4                            | 5-10/3-6                          | Hauser 9-2-2      | 9,850          |
| 11/25       | MICHIGAN             | L 1-4         | 34-26                         | 0-4/1-2                            | 3-6/5-10                          | Hauser 9-3-2      | 9,767          |
| 12/1        | at Denver*           | L 0-4         | 33-20                         | 0-9/1-7                            | 7-14/9-18                         | Hauser 9-4-2      | 3,514          |
| 12/2        | at Denver*           | L 1-4         | 29-20                         | 0-3/2-6                            | 6-12/3-6                          | Hauser 9-5-2      | 4,275          |
| 12/9        | QUINNIPIAC           | W 11-2        | 45-17                         | 2-5/0-3                            | 3-6/5-10                          | Hauser 10-5-2     | 9,195          |
| 12/29       | UNION                | W 3-2         | 48-15                         | 1-7/1-4                            | 13-34/16-40                       | Hauser 11-5-2     | 9,022          |
| 12/30       | LAKE SUPERIOR STATE  | W 5-4         | 26-23                         | 2-5/2-2                            | 5-10/8-16                         | Hauser 12-5-2     | 9,440          |
| 1/5         | at Alaska Anchorage* | W 3-1         | 30-27                         | 3-5/0-6                            | 11-22/11-30                       | Hauser 13-5-2     | 4,069          |
| 1/6         | at Alaska Anchorage* | W 4-2         | 27-28                         | 0-2/0-2                            | 4-8/4-8                           | Hauser 14-5-2     | 4,196          |
| 1/12        | NORTH DAKOTA*        | L 1-4         | 30-26                         | 0-6/0-5                            | 6-12/7-14                         | Hauser 14-6-2     | 9,857          |
| 1/13        | NORTH DAKOTA*        | W 5-1         | 35-21                         | 1-4/0-6                            | 11-33/9-29                        | Hauser 15-6-2     | 9,855          |
| 1/19        | at Wisconsin*        | L 2-4         | 36-34                         | 0-5/0-6                            | 9-18/8-16                         | Hauser 15-7-2     | 12,698         |
| 1/20        | at Wisconsin*        | W 8-2         | 44-36                         | 5-8/1-7                            | 9-18/10-20                        | Hauser 16-7-2     | 15,237         |
| 1/23        | BROWN                | W 3-1         | 33-18                         | 2-4/0-2                            | 2-4/4-8                           | Hauser 17-7-2     | 9,137          |
| 1/27        | BEMIDJI STATE        | W 5-1         | 56-24                         | 2-6/0-6                            | 7-14/8-16                         | Samargia 1-0-0    | 9,709          |
| 2/2         | MICHIGAN TECH*       | W 8-3         | 34-40                         | 5-10/1-6                           | 21-66/26-76                       | Hauser 18-7-2     | 9,468          |
| 2/3         | MICHIGAN TECH*       | W 5-1         | 34-28                         | 2-5/0-4                            | 4-8/5-10                          | Hauser 19-7-2     | 9,663          |
| 2/9         | at MSU, Mankato*     | W 4-1         | 38-29                         | 2-5/0-8                            | 13-26/10/20                       | Hauser 20-7-2     | 4,931          |
| 2/10        | at MSU, Mankato*     | W 3-1         | 41-23                         | 1-8/0-7                            | 10-20/11-22                       | Hauser 21-7-2     | 4,912          |
| 2/16        | COLORADO COLLEGE*    | W 6-1         | 35-30                         | 1-8/0-7                            | 8-16/10-20                        | Hauser 22-7-2     | 9,819          |
| 2/17        | COLORADO COLLEGE*    | W 4-1         | 43-22                         | 2-7/1-5                            | 6-12/8-16                         | Hauser 23-7-2     | 9,856          |
| 2/23        | at Minnesota-Duluth* |               |                               |                                    |                                   |                   |                |
| 2/24        | at Minnesota-Duluth* |               |                               |                                    |                                   |                   |                |
| 3/2         | ST. CLOUD STATE*     |               |                               |                                    |                                   |                   |                |
| 3/3         | at St. Cloud State*  |               |                               |                                    |                                   |                   |                |
| 3/9-11      | WCHA First Round     |               |                               |                                    |                                   |                   |                |
| 3/15-17     | WCHA Final Five      |               |                               |                                    |                                   |                   |                |
| 3/23-25     | NCAA Regionals       |               |                               |                                    |                                   |                   |                |
| 4/5         | NCAA Semifinals      |               |                               |                                    |                                   |                   |                |
| 4/7         | NCAA Finals          |               |                               |                                    |                                   |                   |                |

\*WCHA Contests

## Minnesota Men - 2000-2001 Team Statistics

[2000-2001 Schedule & Results](#) | [2000-2001 Roster](#) | [1999-2000 Team Statistics](#)

| Minnesota             |          | Overall - 33 Games Played (24- 7- 2 .758) |              |         |          |               |          |            |              |              |          | Conf Only - 24 Games Played (17- 5- 2 .750) |               |         |       |              |       |          |      |         |      |     |    |    |    |
|-----------------------|----------|---|--------------|---------|----------|---------------|----------|------------|--------------|--------------|----------|---|---------------|---------|-------|--------------|-------|----------|------|---------|------|-----|----|----|----|
| Player                | YR/POS   | GP  | G            | A       | PTS      | P/GM          | G/GM     | PEN/MIN    | PP           | SH           | GW       | GT  | EN            | GP      | G     | A            | PTS   | P/GM     | G/GM | PEN/MIN | PP   | SH  | GW | GT | EN |
| Erik Westrum          | SR F     | 33  | 21           | 28      | 49       | 1.48          | 0.64     | 28/ 56     | 6            | 3            | 2        | 0   | 1             | 24      | 12    | 22           | 34    | 1.42     | 0.50 | 23/ 46  | 4    | 2   | 1  | 0  | 1  |
| Jordan Leopold        | JR D     | 33  | 10           | 30      | 40       | 1.21          | 0.30     | 16/ 32     | 4            | 0            | 1        | 1   | 0             | 24      | 8     | 20           | 28    | 1.17     | 0.33 | 13/ 26  | 3    | 0   | 0  | 1  | 0  |
| John Pohl             | JR F     | 29  | 16           | 20      | 36       | 1.24          | 0.55     | 7/ 22      | 11           | 0            | 3        | 0   | 1             | 22      | 14    | 16           | 30    | 1.36     | 0.64 | 2/ 4    | 10   | 0   | 3  | 0  | 1  |
| Jeff Taffe            | SO F     | 29  | 10           | 22      | 32       | 1.10          | 0.34     | 17/ 42     | 4            | 0            | 4        | 0   | 0             | 22      | 8     | 15           | 23    | 1.05     | 0.36 | 13/ 34  | 3    | 0   | 3  | 0  | 0  |
| Grant Potulny         | FR F     | 33  | 19           | 10      | 29       | 0.88          | 0.58     | 12/ 24     | 14           | 0            | 5        | 0   | 0             | 24      | 12    | 4            | 16    | 0.67     | 0.50 | 11/ 22  | 8    | 0   | 3  | 0  | 0  |
| Troy Riddle           | FR F     | 29  | 14           | 12      | 26       | 0.90          | 0.48     | 13/ 34     | 4            | 1            | 1        | 1   | 0             | 22      | 10    | 9            | 19    | 0.86     | 0.45 | 12/ 32  | 2    | 1   | 1  | 1  | 0  |
| Aaron Miskovich       | SR F     | 32  | 11           | 9       | 20       | 0.62          | 0.34     | 10/ 31     | 3            | 3            | 4        | 0   | 2             | 23      | 9     | 7            | 16    | 0.70     | 0.39 | 7/ 25   | 3    | 1   | 4  | 0  | 2  |
| Dylan Mills           | SR D     | 33  | 1            | 19      | 20       | 0.61          | 0.03     | 23/ 46     | 0            | 0            | 0        | 0   | 0             | 24      | 0     | 15           | 15    | 0.62     | 0.00 | 19/ 38  | 0    | 0   | 0  | 0  | 0  |
| Matt Koalska          | FR F     | 33  | 9            | 10      | 19       | 0.58          | 0.27     | 12/ 32     | 5            | 0            | 0        | 0   | 0             | 24      | 6     | 5            | 11    | 0.46     | 0.25 | 9/ 26   | 4    | 0   | 0  | 0  | 0  |
| Nick Anthony          | SO F     | 25  | 3            | 9       | 12       | 0.48          | 0.12     | 11/ 22     | 0            | 0            | 1        | 0   | 0             | 20      | 2     | 4            | 6     | 0.30     | 0.10 | 8/ 16   | 0    | 0   | 1  | 0  | 0  |
| Matt DeMarchi         | SO D     | 31  | 3            | 9       | 12       | 0.39          | 0.10     | 45/114     | 0            | 0            | 0        | 0   | 0             | 22      | 1     | 8            | 9     | 0.41     | 0.05 | 35/ 94  | 0    | 0   | 0  | 0  | 0  |
| Paul Martin           | FR D     | 29  | 2            | 10      | 12       | 0.41          | 0.07     | 3/ 6       | 0            | 0            | 0        | 0   | 0             | 22      | 0     | 6            | 6     | 0.27     | 0.00 | 2/ 4    | 0    | 0   | 0  | 0  | 0  |
| Stuart Senden         | SR F     | 25  | 5            | 4       | 9        | 0.36          | 0.20     | 6/ 12      | 0            | 0            | 0        | 0   | 0             | 16      | 1     | 4            | 5     | 0.31     | 0.06 | 3/ 6    | 0    | 0   | 0  | 0  | 0  |
| Pat O'Leary           | JR F     | 30  | 4            | 4       | 8        | 0.27          | 0.13     | 14/ 36     | 1            | 0            | 1        | 0   | 0             | 22      | 1     | 4            | 5     | 0.23     | 0.05 | 13/ 34  | 0    | 0   | 0  | 0  | 0  |
| Erik Wendell          | JR F     | 25  | 5            | 2       | 7        | 0.28          | 0.20     | 16/ 32     | 2            | 0            | 0        | 0   | 0             | 19      | 5     | 2            | 7     | 0.37     | 0.26 | 10/ 20  | 2    | 0   | 0  | 0  | 0  |
| Nick Angell           | JR D     | 29  | 2            | 5       | 7        | 0.24          | 0.07     | 11/ 22     | 0            | 0            | 1        | 0   | 0             | 20      | 1     | 3            | 4     | 0.20     | 0.05 | 10/ 20  | 0    | 0   | 1  | 0  | 0  |
| Jon Waibel            | FR F     | 33  | 1            | 6       | 7        | 0.21          | 0.03     | 15/ 30     | 0            | 0            | 0        | 0   | 0             | 24      | 1     | 4            | 5     | 0.21     | 0.04 | 11/ 22  | 0    | 0   | 0  | 0  | 0  |
| Ben Tharp             | SO F     | 30  | 3            | 3       | 6        | 0.20          | 0.10     | 15/ 30     | 0            | 0            | 1        | 0   | 0             | 21      | 2     | 1            | 3     | 0.14     | 0.10 | 10/ 20  | 0    | 0   | 0  | 0  | 0  |
| Matt Leimbek          | SR F     | 21  | 3            | 2       | 5        | 0.24          | 0.14     | 3/ 6       | 0            | 0            | 0        | 0   | 0             | 14      | 3     | 1            | 4     | 0.29     | 0.21 | 3/ 6    | 0    | 0   | 0  | 0  | 0  |
| Joey Martin           | FR D     | 16  | 0            | 2       | 2        | 0.12          | 0.00     | 1/ 2       | 0            | 0            | 0        | 0   | 0             | 12      | 0     | 1            | 1     | 0.08     | 0.00 | 1/ 2    | 0    | 0   | 0  | 0  | 0  |
| Erik Young            | SO G     | 1   | 0            | 0       | 0        | 0.00          | 0.00     |            | 0            | 0            | 0        | 0   | 0             |         |       |              |       |          |      |         | 0    | 0   | 0  | 0  | 0  |
| Pete Samargia         | SO G     | 3   | 0            | 0       | 0        | 0.00          | 0.00     |            | 0            | 0            | 0        | 0   | 0             | 2       | 0     | 0            | 0     | 0.00     | 0.00 |         | 0    | 0   | 0  | 0  | 0  |
| Chad Roberg           | SO F     | 6   | 0            | 0       | 0        | 0.00          | 0.00     |            | 0            | 0            | 0        | 0   | 0             | 4       | 0     | 0            | 0     | 0.00     | 0.00 |         | 0    | 0   | 0  | 0  | 0  |
| Mark Nenovich         | JR D     | 9   | 0            | 0       | 0        | 0.00          | 0.00     | 2/ 4       | 0            | 0            | 0        | 0   | 0             | 6       | 0     | 0            | 0     | 0.00     | 0.00 | 1/ 2    | 0    | 0   | 0  | 0  | 0  |
| Adam Hauser           | JR G     | 32  | 0            | 0       | 0        | 0.00          | 0.00     | 7/ 22      | 0            | 0            | 0        | 0   | 0             | 24      | 0     | 0            | 0     | 0.00     | 0.00 | 5/ 18   | 0    | 0   | 0  | 0  | 0  |
| Bench                 |          |   |              |         |          |               |          | 1/ 2       |              |              |          |   |               |         |       |              |       |          |      | 1/ 2    |      |     |    |    |    |
| Minnesota             |          | 33  | 142          | 216     | 358      | 10.85         | 4.30     | 288/659    | 54           | 7            | 24       | 2   | 4             | 24      | 96    | 151          | 247   | 10.29    | 4.00 | 222/519 | 39   | 4   | 17 | 2  | 4  |
| Opponents             |          | 33  | 77           | 108     | 185      | 5.61          | 2.33     | 305/734    | 18           | 3            | 7        | 0   | 2             | 24      | 54    | 83           | 137   | 5.71     | 2.25 | 229/563 | 12   | 2   | 5  | 0  | 1  |
| Goaltending           |          | GP  | Minutes      | GA      | Savs     | Sav%          | GAA      | Record     | Win%         | ST           | SO       | GP  | Minutes       | GA      | Savs  | Sav%         | GAA   | Record   | Win% | ST      | SO   |     |    |    |    |
| Adam Hauser           | JR       | 32  | 1887:03      | 74      | 740      | .909          | 2.35     | 23- 7- 2   | .750         | 32           | 2        | 24  | 1415:13       | 53      | 600   | .919         | 2.25  | 17- 5- 2 | .750 | 24      | 2    |     |    |    |    |
| Pete Samargia         | SO       | 3   | 93:43        | 1       | 38       | .974          | 0.64     | 1- 0- 0    | 1.00         | 1            | 0        | 2   | 33:43         | 0       | 15    | 1.00         | 0.00  | 0- 0- 0  | ---  | 0       | 0    |     |    |    |    |
| Erik Young            | SO       | 1   | 6:26         | 0       | 2        | 1.00          | 0.00     | 0- 0- 0    | ---          | 0            | 0        | 1   | 1:04          | 1       |       |              |       |          |      |         |      |     |    |    |    |
| Open Net              |          | 3   | 2:48         | 2       |          |               |          |            |              |              |          |   |               |         |       |              |       |          |      |         |      |     |    |    |    |
| Minnesota             |          | 33  | 1990:00      | 77      | 780      | .910          | 2.32     | 24- 7- 2   | .758         | 33           | 2        | 24  | 1450:00       | 54      | 615   | .919         | 2.23  | 17- 5- 2 | .750 | 24      | 2    |     |    |    |    |
| Opponents             |          | 33  | 1990:00      | 142     | 1082     | .884          | 4.28     | 7-24- 2    | .242         | 33           | 1        | 24  | 1450:00       | 96      | 774   | .890         | 3.97  | 5-17- 2  | .250 | 24      | 1    |     |    |    |    |
| Special Teams         |          | Power Play                                | SHA          | Penalty | Kill     | SHF           | Combined | Power Play | SHA          | Penalty      | Kill     | SHF   | Combined      |         |       |              |       |          |      |         |      |     |    |    |    |
| Minnesota             |          | 54/184                                    | .293         | 3       | 153/171  | .895          | 7        | 39/140     | .279         | 2            | 124/136  | .912  | 4             | 163/276 | .591  |              |       |          |      |         |      |     |    |    |    |
| Opponents             |          | 18/171                                    | .105         | 7       | 130/184  | .707          | 3        | 12/136     | .088         | 4            | 101/140  | .721  | 2             | 113/276 | .409  |              |       |          |      |         |      |     |    |    |    |
| Scoring/Shots On Goal |          | 1st                                       | 2nd          | 3rd     | OT       | TOT           | 1st      | 2nd        | 3rd          | OT           | TOT      | 1st   | 2nd           | 3rd     | OT    | TOT          | 1st   | 2nd      | 3rd  | OT      | TOT  | SOG |    |    |    |
| Minnesota             |          | 38  | 51           | 53      | 0        | 142           | 383      | 423        | 415          | 3            | 1224     | 25  | 34            | 37      | 0     | 96           | 258   | 299      | 310  | 3       | 870  |     |    |    |    |
| Opponents             |          | 19  | 21           | 37      | 0        | 77            | 279      | 282        | 291          | 5            | 857      | 15  | 13            | 26      | 0     | 54           | 219   | 228      | 217  | 5       | 669  |     |    |    |    |
| Difference            |          | +19                                       | +30          | +16     | +0       | +65           | +104     | +141       | +124         | -2           | +367     | +10   | +21           | +11     | +0    | +42          | +39   | +71      | +93  | -2      | +201 |     |    |    |    |
| Streaks               | Overall  | Conf                                      | Site         | H:20    | 16- 3- 1 | A:12          | 7- 4- 1  | N: 1       | 1- 0- 0      | Site         | H:13     | 11- 1- 1                                    | A:11          | 6- 4- 1 | N: 0  | 0- 0- 0      |       |          |      |         |      |     |    |    |    |
| W/L                   | 9-0      | 7-0                                       | End1         | +:16    | 12- 3- 1 | -: 7          | 3- 3- 1  | E:10       | 9- 1- 0      | End1         | +:10     | 8- 1- 1                                     | -: 5          | 1- 3- 1 | E: 9  | 8- 1- 0      |       |          |      |         |      |     |    |    |    |
| WT/LT                 | 9- 0- 0  | 7- 0- 0                                   | End2         | +:22    | 20- 2- 0 | -: 6          | 0- 5- 1  | E: 5       | 4- 0- 1      | End2         | +:15     | 14- 1- 0                                    | -: 5          | 0- 4- 1 | E: 4  | 3- 0- 1      |       |          |      |         |      |     |    |    |    |
| Last 5                | 5- 0- 0  | 5- 0- 0                                   | Scoring      | 1st:23  | 19- 3- 1 | Scored on     | 1st:10   | 5- 4- 1    | Scoring      | 1st:17       | 15- 1- 1 | Scored on                                   | 1st: 7        | 2- 4- 1 |       |              |       |          |      |         |      |     |    |    |    |
| Last 10               | 9- 1- 0  | 8- 2- 0                                   | Min. Leading |         |          | Min. Trailing |          |            | Minutes Even | Min. Leading |          |   | Min. Trailing |         |       | Minutes Even |       |          |      |         |      |     |    |    |    |
| Last 15               | 13- 2- 0 | 11- 4- 0                                  | 1039:27      | 52.2%   |          | 355:48        | 17.9%    |            | 594:45       | 29.9%        | 716:18   | 49.4%                                       |               | 281:15  | 19.4% | 452:27       | 31.2% |          |      |         |      |     |    |    |    |
| Last 20               | 15- 5- 0 | 14- 5- 1                                  |              |         |          |               |          |            |              |              |          |   |               |         |       |              |       |          |      |         |      |     |    |    |    |

Please use the "Back" button on your browser to return to the previous page, or click on the puck at the right to return to the collegehockeystats.com index.

2563265 Pages Accessed Since October 8, 1999



# GOLDEN GOPHER

# H O C K E Y

MHO  
9/16/01

**University of Minnesota**

**Media Relations**

Phone: (612) 625-4090

Fax: (612) 625-0359

Website: www.gophersports.com

Contact: John Romo

Phone: (612) 624-7318

E-Mail: romox001@umn.edu

**WEEKLY RELEASE**  
February 26, 2001

**MEDIA INFORMATION**

**TV:** Midwest Sports Channel - Frank Mazzocco-play-by-play; Reed Larson-color; Pat Micheletti - analyst

**RADIO:** KSTP-AM (Live)/Dan Terhaar-play-by-play; Glen Sonmor-color; Eric Gislason-game-night host

**INTERVIEWS:** The coaching staff and players are available for interviews on WEDNESDAYS by request through the Media Relations office. The Golden Gopher locker room is CLOSED to the media at all times.

Postgame interviews will be done outside the locker room after a 10 minute cooling off period.

**Westrum Tops 50**

Erik Westrum extended his consecutive games with a point streak to 11 with a goal in each of the games this past weekend. He became the first Golden Gopher since Mike Crowley to post back-to-back 50-point seasons and in the process, moved past Crowley into 20th place all-time on career scoring list at Minnesota with 158 points. Currently tied with Reggie Berg and Todd Richards, he needs one point to reach 18th place all-time.

**This Weekend**

**#4 Minnesota (25-8-2, 18-6-2) vs. #5 St. Cloud State (25-8-1, 18-8-0)**  
**Fri., March 2 - 7:05 p.m.**  
**Mariucci Arena (9,700)**

**Sat, March 3 • 7:05 p.m.**  
**National Hockey Center (6,000)**

**Series Information**

*Series Notes: This will be the 46th and 47th meetings between Minnesota and St. Cloud State • The Golden Gophers lead the all-time series 27-13-6 (.652) • The series is tied at the National Hockey Center 9-9-2 • The two teams first met on Oct. 12, 1990 and dueled to a 3-3 tie • Minnesota followed that tie with 10 consecutive victories • Five of the past 10 meetings have gone into overtime and Minnesota is just 0-2-3 in those games.*

*The Huskies Last Week: St. Cloud State swept visiting MSU, Mankato at the National Hockey Center by scores of 6-2 and 6-3. The Huskies have won six of their last seven games.*

*Head Coach: Craig Dahl is in his 14th year behind the bench at St. Cloud State and 20th overall as a head coach. He owns a 254-241-38 mark with the Huskies and is 330-329-40 overall. Prior to joining SCSU, Dahl was head coach at Bethel College and UW-River Falls.*

*Hauser vs. the Huskies: Junior goaltender Adam Hauser is 4-2-3 in his career against St. Cloud State. He owns a 2.58 goals-against-average and .915 save percentage. Two of his seven career shutouts, including his first, have come against the Huskies.*

**Career Scoring vs. SCSU**

| Player (games)       | G-A--Pts | Notes                         |
|----------------------|----------|-------------------------------|
| Erik Westrum (16)    | 2-13--15 | 1-2--3 in 4-3 win on 11/18/00 |
| Jordan Leopold (12)  | 2-7--9   | 2a in 4-3 ot loss on 3/4/00   |
| John Pohl (12)       | 5-4--9   | 1g in 2-0 win on 11/17/00     |
| Aaron Miskovich (14) | 2-2--4   | 1g, 1a on 2/19/99             |
| Nick Angell (10)     | 0-4--4   | 2a on 12/10/99                |
| Matt Leimbek (12)    | 1-3--3   | 1a in 4-3 win on 11/18/00     |
| Dylan Mills (14)     | 0-2--2   | 1a on 3/18/00                 |
| Erik Wendell (8)     | 2-0--2   | first career goal on 10/23/98 |
| Nick Anthony (6)     | 1-1--2   | 1g in 4-3 win on 11/18/00     |
| Stuart Senden (11)   | 0-1--1   | 1a on 12/11/99                |
| Jeff Taffe (7)       | 2-1--1   | 1g in 4-3 ot loss on 12/10/99 |
| Troy Riddle (1)      | 1-0--1   | GWG in 2-0 win on 11/17/00    |
| Jon Waibel (2)       | 0-1--1   | 1a in 4-3 win on 11/18/00     |

**SCHEDULE/RESULTS**

|             |   |            |
|-------------|---|------------|
| Oct. 7      | vs. Notre Dame%                           | W 7-3      |
| Oct. 14     | at Bemidji State#                         | W 9-3      |
| Oct. 20     | MINN-DULUTH                               | W 3-1      |
| Oct. 21     | MINN-DULUTH                               | W 9-2      |
| Oct. 27     | ALASKA-ANCH.                              | W 2-1      |
| Oct. 28     | ALASKA-ANCH.                              | T 3-3      |
| Nov. 3      | WISCONSIN                                 | W 4-0      |
| Nov. 4      | WISCONSIN                                 | W 5-2      |
| Nov. 10     | at North Dakota                           | L 5-7      |
| Nov. 11     | at North Dakota                           | T 5-5      |
| Nov. 17     | at St. Cloud State                        | W 2-0      |
| Nov. 18     | ST.CLOUD STATE                            | W 4-3      |
| Nov. 24     | MICHIGAN STATE#                           | L 2-3      |
| Nov. 25     | MICHIGAN#                                 | L 1-4      |
| Dec. 1      | at Denver                                 | L 0-4      |
| Dec. 2      | at Denver                                 | L 1-4      |
| Dec. 9      | QUINNIPIAC#                               | W 11-2     |
| Dec. 10     | RUSSIA SELECT*                            | W 5-4      |
| Dec. 29     | MARIUCCI CLASSIC#                         |            |
|             | vs. Union                                 | W 3-2      |
| Dec. 30     | MARIUCCI CLASSIC#                         |            |
|             | vs. Lake Superior State                   | W 5-4      |
| Jan. 5      | at Alaska-Anch.                           | W 3-1      |
| Jan. 6      | at Alaska-Anch.                           | W 4-2      |
| Jan. 12     | NORTH DAKOTA                              | L 1-4      |
| Jan. 13     | NORTH DAKOTA                              | W 5-1      |
| Jan. 19     | at Wisconsin                              | L 2-4      |
| Jan. 20     | at Wisconsin                              | W 8-2      |
| Jan. 23     | BROWN#                                    | W 3-1      |
| Jan. 27     | BEMIDJI STATE#                            | W 5-1      |
| Feb. 2      | MICHIGAN TECH                             | W 8-3      |
| Feb. 3      | MICHIGAN TECH                             | W 5-1      |
| Feb. 9      | at MSU, Mankato                           | W 4-1      |
| Feb. 10     | at MSU, Mankato                           | W 3-1      |
| Feb. 16     | COLORADO COLL.                            | W 6-1      |
| Feb. 17     | COLORADO COLL.                            | W 4-1      |
| Feb. 23     | at Minn.-Duluth                           | L 4-5 (ot) |
| Feb. 24     | at Minn.-Duluth                           | W 4-0      |
| March 2     | ST.CLOUD STATE                            | 7:05 p.m.  |
| March 3     | at St. Cloud State                        | 7:05 p.m.  |
| March 9-11  | WCHA FIRST ROUND                          |            |
| March 15-17 | WCHA FINAL FIVE                           |            |
|             | (at Xcel Energy Center - St. Paul, Minn.) |            |
| March 24-26 | NCAA REGIONALS                            |            |
|             | (at Grand Rapids, Mich.)                  |            |
|             | (at Worcester, Mass.)                     |            |
| April 5     | NCAA SEMIFINALS                           |            |
|             | (at Albany, N.Y.)                         |            |
| April 7     | NCAA CHAMPIONSHIP                         |            |
|             | (at Albany, N.Y.)                         |            |
|             | %-at Xcel Energy Center (St. Paul, Minn.) |            |
|             | * - exhibition game                       |            |
|             | # - nonconference game                    |            |
|             | all game times are Central                |            |
|             | game times are subject to change          |            |

## 2000-01 Record When

|                                     |        |
|-------------------------------------|--------|
| Overall Record                      | 25-8-2 |
| WCHA Record                         | 18-6-2 |
| Home Record                         | 16-3-1 |
| Road Record                         | 8-5-1  |
| Neutral Site Record                 | 1-0-0  |
| Last 20 Games (including last year) | 16-4-0 |
| Last 10 Games (including last year) | 8-2-0  |
| Last 5 Games                        | 4-1-0  |
| Scoring A Power-Play Goal           | 23-2-1 |
| Not Scoring A Power-Play Goal       | 2-6-1  |
| Allowing A Power-Play Goal          | 8-5-1  |
| Not Allowing A Power-Play Goal      | 17-3-1 |
| Scoring A Short-Handed Goal         | 6-1-0  |
| Allowing A Short-Handed Goal        | 0-4-0  |
| 10 Or More Penalties                | 13-0-1 |
| Fewer Than 10 Penalties             | 12-8-1 |
| More Penalties Than Opponent        | 5-6-1  |
| Fewer Penalties Than Opponent       | 16-2-1 |
| Same Amount Of Penalties            | 4-0-0  |
| In One-Goal Games                   | 4-2-0  |
| In Two-Goal Games                   | 6-2-0  |
| In Three-Goal or More Games         | 15-4-0 |
| In Overtime Games                   | 0-0-2  |
| Scoring 4 or More Goals             | 18-2-1 |
| Scoring 3 or Fewer Goals            | 7-6-1  |
| Scoring 3 or More Goals             | 23-2-2 |
| Scoring 2 or Fewer Goals            | 2-6-0  |
| Allowing 4 or More Goals            | 1-7-1  |
| Allowing 3 or Fewer Goals           | 24-1-1 |
| Scoring First Goal Of Game          | 20-3-1 |
| Opponents Score First               | 5-5-1  |
| Leading After One Period            | 13-3-1 |
| Trailing After One Period           | 3-3-1  |
| Tied After One Period               | 9-2-0  |
| Scoring First Goal Of Second Period | 19-1-0 |
| Leading After Two Periods           | 21-2-0 |
| Trailing After Two Periods          | 0-6-1  |
| Tied After Two Periods              | 4-0-1  |
| Scoring First Goal Of Third Period  | 17-2-2 |
| Having 10-19 Shots On Goal          | 0-0-0  |
| Having 20-29 Shots On Goal          | 3-2-0  |
| Having 30-39 Shots On Goal          | 11-5-1 |
| Having 40 or More Shots On Goal     | 11-1-1 |
| Allowing 10-19 Shots On Goal        | 6-0-1  |
| Allowing 20-29 Shots On Goal        | 12-4-0 |
| Allowing 30-39 Shots On Goal        | 6-3-1  |
| Allowing 40 or More Shots On Goal   | 1-1-0  |
| Outshooting Opponent                | 22-6-2 |
| Opponent Outshoots Minnesota        | 3-2-0  |
| Shots Are Even                      | 0-0-0  |
| October                             | 5-0-1  |
| November                            | 4-3-1  |
| December                            | 3-2-0  |
| January                             | 6-2-0  |
| February                            | 7-1-0  |
| March                               | 0-0-0  |
| Tuesdays                            | 1-0-0  |
| Fridays                             | 9-6-0  |
| Saturdays                           | 15-2-2 |
| Sundays                             | 0-0-0  |
| Series Record                       | 7-1-5  |
| Games Following A Win               | 18-4-1 |
| Games Following A Loss              | 4-3-1  |
| Games Following A Tie               | 2-1-0  |

## News & Notes

**Win Streak Stopped at Nine:** Minnesota split its series against Minnesota-Duluth this past weekend. The Golden Gophers suffered their first overtime loss of the season in Friday's 5-4 defeat despite holding a 4-3 lead with less than eight minutes to play. The loss snapped Minnesota's nine-game win streak. On Saturday, the Golden Gophers outshot the Bulldogs 49-23 en route to a 4-0 win.

**Head Coach Don Lucia:** Golden Gopher Head Coach Don Lucia has a career coaching record of 324-182-32 (.632) in 13-plus seasons behind the bench. At Minnesota, he owns a 45-27-4 mark (.618). Including this season, his teams have won 20 or more games in each of the past nine seasons. Lucia is 24-15-2 (.610) against St. Cloud State in his career.

**Leopold Laying Claim to All-American Status:** Junior defenseman Jordan Leopold is making a strong bid for All-America honors with his play this season. He leads the nation in defenseman scoring (11-30--41) and ranks seventh among all players in the WCHA. He leads the league in power-play points with 4-20--24. He is described by Don Lucia as the best defenseman he has ever coached. Lucia coached four All-American defensemen at Colorado College.

**Repeat of History:** Minnesota will look to repeat history this weekend against St. Cloud State. In 1996-97, the Golden Gophers swept Wisconsin in the final series of the season and coupled with a Denver sweep of North Dakota, Minnesota claimed a share of the MacNaughton Cup. The Golden Gophers finished the regular season with a streak of 6-1-1.

**Seniors Leading the Way:** The senior class has led Minnesota's resurgence this season and lead all classes with 44-65--109. In the process, they are trying to avoid being the first class since 1973 not to advance to an NCAA Tournament. The Golden Gophers did not reach the tournament from 1969-73, but ironically, won the national championship the following season in 1974. In their careers, the current Golden Gopher seniors are 6-7-3 against St. Cloud State.

**Beating the Best:** Last year, the Golden Gophers struggled against the top teams in the WCHA. Against the teams that finished in the top five during the regular season, Minnesota was 7-14-2, including the WCHA playoffs. This season against teams in the upper division of the league, the Golden Gophers are a solid 8-3-1.

**Making a Run at the MacNaughton:** Minnesota will attempt to claim a piece of the MacNaughton Cup for the first time since the 1996-97 season when they shared the regular-season title with North Dakota. The last time the Golden Gophers won the title outright was in the 1991-92 season. The last three times Minnesota has won or shared the Cup, the Golden Gophers swept its final regular-season series.

**Winning With Special Teams:** The Golden Gopher penalty-kill has been a mainstay all season and with Minnesota leading the WCHA in penalty minutes, it has had to be. The following is a breakdown of Minnesota's opponents and its power-play percentage this season:

|                              |                              |
|------------------------------|------------------------------|
| Alaska Anchorage: 0-12 (0.0) | Colorado College: 1-12 (8.3) |
| Denver: 3-13 (23.1)          | Michigan Tech: 1-10 (10.0)   |
| Minnesota-Duluth: 1-25 (4.0) | MSU, Mankato: 0-15 (0.0)     |
| North Dakota: 3-21 (14.3)    | St. Cloud State: 2-13 (15.4) |
| Wisconsin: 1-26 (3.8)        |                              |

**Streakin':** During the team's run of 16-3-0, Minnesota is outscoring opponents by an 88-37 margin (4.6 to 1.9). Erik Westrum has led the way offensively with 28 points, followed by Jordan Leopold (22), freshman Grant Potulny (21) and Johnny Pohl (21). Adam Hauser is 15-3-0 with a 2.03 goals-against-average and .923 save percentage.

**Special Teams:** After a stretch of games when the power-play was 18-for-38 (47.4 percent), the team has cooled down a bit in the past five games. The Golden Gopher power-play has gone 6-for-36 (16.7 percent) in the past five games • Minnesota has collected at least one power-play goal in the last 10 games • The team's penalty kill has allowed three power-play goals in the past 16 games • Opponents in those games are just 3-for-89 (3.4 percent) • Minnesota's power-play leads the WCHA at 28.4 percent (56-of-197) • The Golden Gopher penalty kill also paces the league at 90.2 percent (165-of-183) • The school record for best penalty-kill percentage in a season is .863 in 1983-84.

**Miscellaneous:** Paul Martin had one assist in his first 14 games, but has 3-12--15 in the past 17 games • Defenseman Nick Angell has 2-4--6 in 18 home games, but has not tallied a point in 12 away games • The Golden Gophers are 16-0-2 when Troy Riddle collects a point • Johnny Pohl has four multi-point games in the past seven contests • Since collecting his first career hat trick on Dec. 9 vs. Quinnipiac, senior Stuart Senden has no goals and three assists in the past 18 games.

**Hauser Keeps It Going:** With his third shutout of the season on Saturday, junior Adam Hauser tied the school's career record with seven shutouts. He holds the record with Steve DeBus, Jim Mattson and John Blue. He is also the school's career leader in minutes and games played and saves. If the season ended today, Hauser would tie the school record for goals-against-average at 2.36. The record is held by Jim Mattson and was set 48 years ago in 1952-53.

**Records Watch:** If the season ended today, the following is a breakdown of records that will be approached:

| Lowest GAA        | Power-Play %      | Penalty Kill %    |
|-------------------|-------------------|-------------------|
| 1. 2.34 (2000-01) | 1. .367 (1980-81) | 1. .902 (2000-01) |
| 2. 2.74 (1952-53) | 5. .283 (2000-01) | 2. .863 (1983-84) |

## Tale of the Tape

### Series Information

Minnesota leads 27-13-6  
 Last 10 games - SCSU 4-3-3  
 First meeting - 10/12/90, T 3-3  
 Last meeting - 11/18/00, MN 4-3  
 MN's longest win streak - 10 (1990-93)  
 SCSU's longest win streak - 3 (2000)  
 '90s - MN 25-10-6  
 Last sweep by Minnesota - 11/17-18/00  
 Last sweep by SCSU - 3/3-4/00

### Team Comparisons

| UM              | PP                      | SCSU |
|-----------------|-------------------------|------|
| 56/198 (.283)   | 41/160 (.256)           |      |
| 41/154 (.266)   | WCHA 27/119 (.227)      |      |
| 165/1831 (.902) | PK 148/176 (.841)       |      |
| 136/148 (.919)  | WCHA 109/134 (.813)     |      |
| 16-3-1          | Home 13-4-1             |      |
| 8-5-1           | Away 12-4-0             |      |
| 4.3             | Goals/Game 3.9          |      |
| 2.3             | Goals Allowed/Game 2.3  |      |
| 9.0             | Penalties/Game 7.6      |      |
| 37.3            | Shots on Goal/Game 32.2 |      |

## USCHO.com

### USCHO.com Division I Men's Poll

|                        |     |
|------------------------|-----|
| 1. Michigan State (38) | 597 |
| 2. North Dakota (1)    | 539 |
| 3. Boston College (1)  | 537 |
| 4. Minnesota           | 457 |
| 5. St. Cloud State     | 446 |
| 6. Michigan            | 382 |
| 7. New Hampshire       | 336 |
| 8. Colorado College    | 325 |
| 9. Providence          | 306 |
| 10. Clarkson           | 215 |

### WCHA Teams Receiving Votes:

|               |     |
|---------------|-----|
| 11. Wisconsin | 170 |
| 16. Denver    | 50  |

## USA Today

### USA Today/American Hockey Magazine Poll

|                        |     |
|------------------------|-----|
| 1. Michigan State (18) | 270 |
| 2. Boston College      | 243 |
| 3. North Dakota        | 240 |
| 4. Minnesota           | 204 |
| 5. St. Cloud State     | 202 |
| 6. Michigan            | 180 |
| 7. New Hampshire       | 152 |
| 8. Providence          | 141 |
| 9. Colorado College    | 134 |
| 10. Clarkson           | 105 |

### WCHA Teams Receiving Votes:

|               |    |
|---------------|----|
| 11. Wisconsin | 75 |
| 17. Denver    | 6  |

## Period-By-Period

| Scoring | 1st | 2nd | 3rd | OT | Total | Avg. |
|---------|-----|-----|-----|----|-------|------|
| MINN    | 41  | 54  | 55  | 0  | 150   | 4.3  |
| Opp.    | 20  | 23  | 38  | 1  | 82    | 2.3  |

| Shots on Goal | 1st  | 2nd  | 3rd  | OT | Total | Avg. |
|---------------|------|------|------|----|-------|------|
| MINN          | 11.6 | 13.1 | 12.5 | 3  | 1305  | 37.3 |
| Opp.          | 8.7  | 8.7  | 8.8  | 6  | 919   | 26.3 |

## On This Date....

On March 2-3, 1990, the Golden Gophers swept Colorado College by scores of 9-3, 9-2 in the first round of the WCHA Playoffs. Jon Anderson blew open a 5-3 game on Friday night with three straight goals en route to a 9-3 victory. The following night, Ben Hankinson collected his second straight two-goal outing as the Golden Gophers jumped to a 5-0 lead. The 9-2 victory sent Minnesota to the semifinals of the WCHA Playoffs.

## Series Note

Minnesota and St. Cloud State first met on Oct. 12, 1990, as the Huskies made their WCHA debut. Before a standing-room only crowd of 7,051 at the National Hockey Center, SCSU scored its first goal just 3:35 into the contest. The lead was 2-0 before Minnesota finally got on the scoreboard. Luke Johnson scored at 12:05 in the first and assisted on Ken Gernander's goal five minutes later. Both teams added a goal in the second period and after a scoreless third period and overtime session, the game ended in a 3-3 tie. Minnesota attempted just six shots in the third period, while the Huskies managed only two. Minnesota's Jeff Stolp stopped 26-of-29 shots.

## Preseason Pub

### Grand Forks Herald WCHA Coaches Poll

|                        |    |
|------------------------|----|
| 1. North Dakota (6)    | 77 |
| 2. Wisconsin (3)       | 70 |
| 3. St. Cloud State (1) | 61 |
| Minnesota              | 61 |
| 5. Colorado College    | 54 |
| 6. Denver              | 37 |
| 7. MSU, Mankato        | 35 |
| 8. Alaska-Anchorage    | 23 |
| Minnesota-Duluth       | 23 |
| 10. Michigan Tech      | 9  |

### WCHA Preseason Player of the Year

Dany Heatley, Wisconsin

### WCHA Preseason Rookie of the Year

Connor James, Denver  
 Troy Riddle, Minnesota

## THE LAST TIME IT HAPPENED

### Minnesota Swept A Road Series:

February 9-10, 2001 @ MSU, Mankato (4-1, 3-1)

### Minnesota Was Swept In A Road Series:

December 1-2, 2000 @ Denver (4-0, 4-1)

### Minnesota Swept A Home Series:

Feb. 16-17, 2001 vs. Colorado College (6-1, 4-1)

### Minnesota Was Swept In A Home Series:

February 25-26, 2000 vs. Wisconsin (4-2, 5-4)

### Minnesota Shut Out An Opponent:

February 24, 2001 @ Minnesota-Duluth  
(Adam Hauser, 4-0)

### An Opponent Shut Out Minnesota:

December 1, 2000 @ Denver (Wade Dubielewicz, 4-0)

### Minnesota Player Scored A Hat Trick:

January 20, 2001 @ Wisconsin  
(Grant Potulny, 8-2 Minnesota win)

### Minnesota Player Scored A Pure Hat Trick:

February 26, 1999 @ Minnesota-Duluth  
(Wyatt Smith, 4-1 Minnesota win)

### An Opponent Scored A Hat Trick:

January 22, 1999 @ North Dakota  
(Jeff Panzer, four goals, 5-4, Minnesota loss)

### Minnesota Player Scored Four Goals In A Game:

February 27, 1999 @ Minnesota-Duluth  
(Reggie Berg, 10-7 Minnesota win)

### Minnesota Won When Trailing After Two Periods:

March 11, 2000 @ Colorado College in WCHA First Round (3-2 OT/trailing 1-0 heading into third period)

### Minnesota Had 50 or More Shots On Goal In A Game:

January 27, 2001 vs. Bemidji State  
(56 shots, 5-1 Minnesota win)

### Opponent Had 50 or More Shots On Goal In A Game:

January 31, 1997 @ North Dakota  
(51 shots, 6-4 Minnesota loss)

### Minnesota Player Scored A Shorthanded Goal:

January 27, 2001 vs. Bemidji State  
(Erik Westrum, second period, 5-1 win)

### Minnesota Won In Overtime:

March 11, 2000 vs. Colorado College (3-2)

### Minnesota Lost In Overtime:

February 23, 2001 @ Minnesota-Duluth (5-4)

### Minnesota Tied In Overtime:

November 11, 2000 at North Dakota (5-5)

### Minnesota Scored 10 Goals Or More In A Game:

December 9 vs. Quinnipiac  
(11-2 Minnesota win)

### Opponent Scored 10 Goals Or More In A Game:

January 30, 1993 @ Michigan Tech  
(10-2 Minnesota loss)

## Career Game Highs

### #1 Adam Hauser

Goals Allowed: 0 (7 times, last 2/24/01 at UMD)  
Saves: 44 (10/22/99 vs. North Dakota)  
Saves %: 1.000 (7 times, last 2/24/01 at UMD)

### #2 Mark Nenovich

Goals: 1 (2 times, last 3/11/00 at CC)  
Assists: 1 (2 times, last 1/30/00 vs. MSU, Mank.)  
Points (Game): 2 (12/29/99 vs. Harvard)

### #3 Jordan Leopold

Goals: 2 (3 times, last 11/10/00 at UND)  
Assists: 3 (4 times, last 1/20/01 at Wis.)  
Points (Game): 4 (2 times, 1/20/01 at Wis.)

### #4 Dylan Mills

Goals: 2 (1/29/00 vs. MSU, Mankato)  
Assists: 2 (13 times, last 2/17/01 vs. CC)  
Points: 4 (1/29/00 vs. MSU, Mankato)

### #5 Jon Waibel

Goals: 1 (2/10/01 vs. MSU, Mankato)  
Assists: 1 (6 times, last 2/16/01 vs. CC)  
Points: 1 (7 times, last 2/16/01 vs. CC)

### #7 Erik Westrum

Goals: 3 (11/13/99 at Wisconsin)  
Assists: 4 (10/14/00 at Bemidji State)  
Points: 5 (10/14/00 at Bemidji State)

### #9 John Pohl

Goals: 3 (1/15/00 vs. Denver)  
Assists: 4 (1/14/00 vs. Denver)  
Points: 4 (3 times, last 1/15/00 vs. Denver)

### #10 Paul Martin

Goals: 1 (3 times, last 2/23/01 at UMD)  
Assists: 2 (2 times, last 2/24/01 at UMD)  
Points: 2 (5 times, last 2/24/01 at UMD)

### #11 Erik Wendell

Goals: 2 (2/2/01 vs. MTU)  
Assists: 1 (10 times, last 2/10/01 at MSU-M)  
Points: 2 (3 times, last 2/2/01 vs. MTU)

### #12 Matt Koalska

Goals: 1 (9 times, last 2/24/01 at UMD)  
Assists: 2 (2 times, last 2/2/01 vs. MTU)  
Points: 3 (2/2/01 vs. MTU)

### #15 Stuart Senden

Goals: 3 (12/9/00 vs. Quinnipiac)  
Assists: 2 (2 times, last 10/21/00 vs. UMD)  
Points: 3 (12/9/00 vs. Quinnipiac)

### #16 Nick Anthony

Goals: 1 (6 times, last 1/6/01 at UAA)  
Assists: 2 (12/9/00 vs. Quinnipiac)  
Points: 3 (12/9/00 vs. Quinnipiac)

### #18 Grant Potulny

Goals: 3 (1/20/01 at Wis.)  
Assists: 1 (7 times, last 1/27/01 vs. BSU)  
Points: 3 (3 times, last 2/10/01 at MSU-M)

### #19 Matt DeMarchi

Goals: 1 (2 times, last 10/14/00 at BSU)  
Assists: 2 (2 times, last 2/16/01 vs. CC)  
Points: 2 (3 times, last 2/16/01 vs. CC)

### #20 Joey Martin

Goals: n/a  
Assists: 1 (2 times, last 1/13/01 vs. UND)  
Points: n/a

### #21 Troy Riddle

Goals: 2 (2 times, last 2/17/01 vs. CC)  
Assists: 3 (1/20/01 at Wis.)  
Points: 3 (2 times, last 2/2/01 vs. MTU)

### #22 Jeff Taffe

Goals: 2 (1/29/00 vs. MSU, Mankato)  
Assists: 4 (2/18/00 at Michigan Tech)  
Points: 4 (2 times, last 1/20/01 at Wis.)

### #24 Ben Tharp

Goals: 1 (3 times, last 2/2/01 vs. MTU)  
Assists: 3 (2/18/00 at Michigan Tech)  
Points: 3 (2/18/00 at Michigan Tech)

### #25 Pat O'Leary

Goals: 2 (2 times, last 12/30/00 vs. LSSU)  
Assists: 1 (6 times, last 1/6/01 at UAA)  
Points: 2 (2 times, last 1/6/01 at UAA)

### #26 Nick Angell

Goals: 1 (6 times, last 12/30/00 vs. LSSU)  
Assists: 2 (12/10 at SCSU)  
Points: 2 (3 times, last 10/21/00 vs. UMD)

### #27 Aaron Miskovich

Goals: 2 (4 times, last 2/11/00 vs. CC)  
Assists: 4 (1/15/00 vs. Denver)  
Points: 4 (2 times, last 2/11/00 vs. CC)

### #28 Matt Leimbek

Goals: 2 (10/28 vs. UAA)  
Assists: 2 (2 times, last 1/29/99 vs. MTU)  
Points: 3 (1/29/99 vs. Michigan Tech)

### #34 Pete Samargia

Goals Allowed: 4 (3/4/00 at SCSU)  
Saves (Game): 35 (3/4/00 at SCSU)  
Saves%: .958 (1/27/01 vs. BSU)

## Did You Know?

**Minnesota and the NHL:** Fifty-six percent (14/25) of the Golden Gophers on this year's squad have been drafted by teams in the NHL, the highest percentage ever at Minnesota. Prior to the 1998-99 season, only 25 percent (7/28) of players on the roster had been chosen.

## WCHA Standings/Schedule

| Team (Overall Record, win %)     | GP | W  | L  | T | Pts | GF  | GA  | GDif |
|----------------------------------|----|----|----|---|-----|-----|-----|------|
| North Dakota (22-5-9, .736)      | 28 | 18 | 4  | 6 | 42  | 115 | 80  | +35  |
| Minnesota (25-8-2, .731)         | 26 | 18 | 6  | 2 | 38  | 104 | 59  | +45  |
| St. Cloud State (25-8-1, .750)   | 26 | 18 | 8  | 0 | 36  | 100 | 66  | +34  |
| Colorado College (21-10-1, .672) | 26 | 16 | 10 | 0 | 32  | 97  | 78  | +19  |
| Wisconsin (17-13-4, .559)        | 26 | 12 | 10 | 4 | 28  | 75  | 83  | -8   |
| Denver (17-13-4, .559)           | 26 | 12 | 11 | 3 | 27  | 73  | 75  | -2   |
| MSU, Mankato (18-15-1, .544)     | 26 | 12 | 13 | 1 | 25  | 88  | 90  | -2   |
| Michigan Tech (8-20-4, .304)     | 26 | 6  | 17 | 3 | 15  | 66  | 99  | -33  |
| Alaska Anchorage (6-22-4, .250)  | 28 | 4  | 20 | 4 | 12  | 61  | 104 | -43  |
| Minnesota-Duluth (6-24-4, .235)  | 26 | 3  | 20 | 3 | 9   | 65  | 110 | -45  |

## Season Highs/Lows Team

|   |  |
|---|--|
| <b>MOST GOALS/GAME</b>                    | (11) 12/9 vs. Quinnipiac   |
| <b>LEAST GOALS/GAME</b>                   | (0) 12/1 at Denver   |
| <b>MOST ASSISTS/GAME</b>                  | (15) 12/9 vs. Quinnipiac   |
| <b>LEAST ASSISTS/GAME</b>                 | (0) 12/1 at Denver   |
| <b>MOST GOALS AGAINST/GAME</b>            | (7) 11/10 at North Dakota  |
| <b>LEAST GOALS AGAINST/GAME</b>           | (0) three times, 2/24 at UMD   |
| <b>MOST ASSISTS AGAINST/GAME</b>          | (12) 11/10 at North Dakota   |
| <b>LEAST ASSISTS AGAINST/GAME</b>         | (0) three times, 2/24 at UMD   |
| <b>MOST GOALS/PERIOD</b>                  | (5) 11/10 at North Dakota - second period                              |
| <b>MOST GOALS AGAINST/PERIOD</b>          | (4) 11/10 at North Dakota - third period                               |
| <b>MOST POWER PLAY GOALS/GAME</b>         | (5) two times, 2/2 vs. Michigan Tech                                   |
| <b>MOST POWER PLAY GOALS ALLOWED/GAME</b> | (2) four times, last 12/30 vs. LSSU                                    |
| <b>MOST SHOTS ON GOAL/GAME</b>            | (56) 1/27 vs. Bemidji State  |
| <b>LEAST SHOTS ON GOAL/GAME</b>           | (26) 11/17 at SCSU   |
| <b>MOST SHOTS AGAINST/GAME</b>            | (40) two times, last 2/2 vs. Michigan Tech                             |
| <b>LEAST SHOTS AGAINST/GAME</b>           | (13) 10/20 vs. UMD   |
| <b>MOST SHOTS ON GOAL/PERIOD</b>          | (24) two times, last 11/3 vs. Wisconsin - second period                |
| <b>MOST SHOTS AGAINST/PERIOD</b>          | (16) two times, last 1/20 at Wisconsin - first period                  |
| <b>MOST PENALTIES/GAME</b>                | (21) two times, last 2/2 vs. Michigan Tech                             |
| <b>LEAST PENALTIES/GAME</b>               | (2) two times, last 1/23 vs. Brown                                     |
| <b>MOST PIM/GAME</b>                      | (66) 2/2 vs. Michigan Tech   |
| <b>LEAST PIM/GAME</b>                     | (4) two times, last 1/23 vs. Brown                                     |
| <b>MOST OPP. PENALTIES/GAME</b>           | (26) 2/2 vs. Michigan Tech   |
| <b>LEAST OPP. PENALTIES/GAME</b>          | (2) 10/27 vs. Alaska-Anchorage   |
| <b>MOST OPP. PIM/GAME</b>                 | (76) 2/2 vs. Michigan Tech   |
| <b>LEAST OPP. PIM/GAME</b>                | (4) 10/27 vs. Alaska-Anchorage   |
| <b>QUICKEST TWO GOALS</b>                 | (0:14) 11/10 at North Dakota - second period (Taffe, Koalska)          |
| <b>QUICKEST THREE GOALS</b>               | (1:17) 11/10 at North Dakota - second period (Leopold, Taffe, Koalska) |

## Individual

|                           |   |
|---------------------------|---|
| <b>GOALS/GAME</b>         | (3) two times, last Grant Potulny, 1/20 at Wisconsin                      |
| <b>GOALS/PERIOD</b>       | (2) six times, last Grant Potulny, 1/27 vs. Brown - third period          |
| <b>ASSISTS/GAME</b>       | (4) Erik Westrum, 10/14 at Bemidji State                                  |
| <b>ASSISTS/PERIOD</b>     | (2) 16 times, last John Pohl, 2/17 vs. C.C. - second period               |
| <b>POINTS/GAME</b>        | (5) Erik Westrum, 10/14 at Bemidji State                                  |
| <b>POINTS/PERIOD</b>      | (3) three times, last Matt Koalska, 2/2 vs. Michigan Tech - second period |
| <b>PENALTIES/GAME</b>     | (7) Matt DeMarchi, 2/2 vs. Michigan Tech                                  |
| <b>PIM/GAME</b>           | (22) Matt DeMarchi, 2/2 vs. Michigan Tech                                 |
| <b>SHOTS ON GOAL/GAME</b> | (9) Jordan Leopold, 12/29 vs. Union                                       |
| <b>SAVES/GAME</b>         | (37) Adam Hauser, 2/2 vs. Michigan Tech                                   |

**Tell-Tale Signs:** In Minnesota's 25 victories, the Golden Gophers capitalized on 32.9 percent of their power-play opportunities (51-of-155), while opponents were at 7.4 percent (10-of-136). In Minnesota's eight losses, the power-play is clicking at just 5.7 percent (2-of-35), while opponents are at 17.9 percent (7-of-39).

**High-Flying Offense:** Minnesota's eight goals against Michigan Tech on Feb. 2 marked the fifth occasion that the team had eight or more goals in a contest. That is the most for the Golden Gophers since the team had six in the 1991-92 campaign.

### CAREER GOALS - CURRENT PLAYERS

|                 |    |
|-----------------|----|
| Erik Westrum    | 66 |
| Aaron Miskovich | 43 |
| John Pohl       | 41 |
| Jordan Leopold  | 24 |
| Stuart Senden   | 21 |
| Jeff Taffe      | 21 |
| Grant Potulny   | 19 |
| Erik Wendell    | 16 |
| Troy Riddle     | 14 |
| Dylan Mills     | 12 |
| Pat O'Leary     | 11 |
| Matt Koalska    | 10 |
| Matt Leimbek    | 9  |
| Nick Anthony    | 7  |
| Nick Angell     | 6  |
| Matt DeMarchi   | 4  |
| Ben Tharp       | 3  |
| Paul Martin     | 3  |
| Mark Nenovich   | 2  |
| Jon Waibel      | 1  |

### CAREER ASSISTS - CURRENT PLAYERS

|                 |    |
|-----------------|----|
| Erik Westrum    | 92 |
| John Pohl       | 72 |
| Jordan Leopold  | 64 |
| Dylan Mills     | 62 |
| Aaron Miskovich | 45 |
| Jeff Taffe      | 33 |
| Matt Leimbek    | 19 |
| Nick Angell     | 19 |
| Stuart Senden   | 18 |
| Ben Tharp       | 15 |
| Matt DeMarchi   | 15 |
| Troy Riddle     | 14 |
| Nick Anthony    | 13 |
| Paul Martin     | 13 |
| Erik Wendell    | 11 |
| Grant Potulny   | 11 |
| Matt Koalska    | 11 |
| Pat O'Leary     | 7  |
| Jon Waibel      | 6  |
| Mark Nenovich   | 2  |
| Joey Martin     | 2  |

### CAREER POINTS - CURRENT PLAYERS

|                 |     |
|-----------------|-----|
| Erik Westrum    | 158 |
| John Pohl       | 113 |
| Jordan Leopold  | 88  |
| Aaron Miskovich | 87  |
| Dylan Mills     | 73  |
| Jeff Taffe      | 52  |
| Stuart Senden   | 39  |
| Matt Leimbek    | 28  |
| Grant Potulny   | 28  |
| Erik Wendell    | 27  |
| Troy Riddle     | 26  |
| Nick Angell     | 25  |
| Nick Anthony    | 20  |
| Matt Koalska    | 20  |
| Ben Tharp       | 18  |
| Matt DeMarchi   | 18  |
| Pat O'Leary     | 18  |
| Paul Martin     | 16  |
| Jon Waibel      | 7   |
| Mark Nenovich   | 4   |
| Joey Martin     | 2   |

### CAREER GAMES - CURRENT PLAYERS

|                 |     |
|-----------------|-----|
| Erik Westrum    | 153 |
| Dylan Mills     | 152 |
| Aaron Miskovich | 144 |
| Stuart Senden   | 134 |
| Matt Leimbek    | 111 |
| John Pohl       | 113 |
| Jordan Leopold  | 112 |
| Adam Hauser     | 110 |
| Nick Angell     | 104 |
| Erik Wendell    | 99  |
| Pat O'Leary     | 73  |
| Matt DeMarchi   | 71  |
| Jeff Taffe      | 70  |
| Ben Tharp       | 63  |
| Nick Anthony    | 60  |
| Mark Nenovich   | 51  |
| Matt Koalska    | 35  |
| Grant Potulny   | 35  |
| Jon Waibel      | 35  |
| Paul Martin     | 31  |
| Troy Riddle     | 31  |
| Joey Martin     | 16  |
| Chad Roberg     | 6   |

## Goal Breakdown

|                              | MN | OPP |
|------------------------------|----|-----|
| 5-on-5                       | 83 | 55  |
| 5-on-4                       | 50 | 18  |
| 6-on-5                       | 0  | 0   |
| 4-on-5                       | 6  | 4   |
| 4-on-4                       | 5  | 3   |
| 5-on-3                       | 4  | 0   |
| 4-on-3                       | 2  | 0   |
| Power Play                   | 56 | 18  |
| Shorthanded                  | 7  | 4   |
| Empty Net                    | 4  | 1   |
| First Minute of Game         | 2  | 1   |
| First 2 Minutes of Game      | 5  | 2   |
| First 5 Minutes of Game      | 9  | 5   |
| First 10 Minutes of Game     | 14 | 7   |
| First Goal of Game           | 24 | 11  |
| First Minute of Period       | 8  | 1   |
| Last Minute of Period        | 4  | 2   |
| Last Minute of Game          | 5  | 0   |
| Last 5 Minutes of Game       | 11 | 5   |
| To Tie Game – Last 5 Minutes | 1  | 1   |
| To Win Game – Last 5 Minutes | 1  | 1   |
| Unassisted                   | 10 | 8   |
| One Assist                   | 50 | 28  |
| Two Assists                  | 92 | 43  |
| Home                         | 89 | 38  |
| Road                         | 54 | 39  |
| Neutral                      | 7  | 3   |
| Overtime                     | 0  | 1   |

### GOAL SCORED AFTER OPPONENTS' GOAL

|                       | MN | OPP |
|-----------------------|----|-----|
| Less Than One Minute  | 4  | 2   |
| One To Three Minutes  | 11 | 6   |
| Three To Five Minutes | 1  | 1   |

## Stats By Class

|               | G-A--Pts   | P/M    | PP | SH | GW |
|---------------|------------|--------|----|----|----|
| Senior (5)    | 44-65--109 | 81/181 | 10 | 6  | 7  |
| Junior (5)    | 39-62--101 | 77/178 | 18 | 0  | 6  |
| Sophomore (7) | 20-44--64  | 95/222 | 4  | 0  | 5  |
| Freshman (6)  | 47-56--103 | 60/136 | 23 | 1  | 7  |

## Drafted Golden Gophers

| Player          | Organization |
|-----------------|--------------|
| Matt DeMarchi   | New Jersey   |
| Adam Hauser     | Edmonton     |
| Matt Koalska    | Nashville    |
| Jordan Leopold  | Calgary      |
| Joey Martin     | Chicago      |
| Paul Martin     | New Jersey   |
| Aaron Miskovich | Colorado     |
| Pat O'Leary     | Phoenix      |
| John Pohl       | St. Louis    |
| Grant Potulny   | Ottawa       |
| Troy Riddle     | St. Louis    |
| Jeff Taffe      | St. Louis    |
| Erik Wendell    | Washington   |
| Erik Westrum    | Phoenix      |

## multiple-point games (season/career)

| Player (Games)         | Last Time                       | Record         |
|------------------------|---------------------------------|----------------|
| Erik Westrum (14/40)   | 2/16/01 vs. C.C. (1g, 2a)       | 13-0-1/24-13-3 |
| John Pohl (11/31)      | 2/16/01 vs. C.C. (2a)           | 10-0-1/24-6-1  |
| Jordan Leopold (10/17) | 2/16/01 vs. C.C. (1g, 2a)       | 8-1-1/11-5-2   |
| Grant Potulny (9/9)    | 2/9/01 vs. MSU-M (1g, 2a)       | 8-0-1/8-0-1    |
| Jeff Taffe (8/12)      | 2/17/01 vs. C.C. (2a)           | 5-2-1/8-3-1    |
| Troy Riddle (8/8)      | 2/24/01 at UMD (2a)             | 8-0-0/8-0-0    |
| Matt Koalska (6/6)     | 2/2/01 at MTU (1g, 2a)          | 6-0-0/6-0-0    |
| Dylan Mills (5/18)     | 2/17/01 vs. C.C. (2a)           | 5-0-0/14-4-0   |
| Aaron Miskovich (5/18) | 2/16/01 vs. C.C. (1g, 1a)       | 5-0-0/14-3-1   |
| Paul Martin (5/5)      | 2/24/01 at UMD (2a)             | 4-1-0/4-1-0    |
| Stuart Senden (2/6)    | 12/9/00 vs. Quinnipiac (3g)     | 2-0-0/4-2-0    |
| Ben Tharp (2/4)        | 12/30/00 vs LSSU (2a)           | 2-0-0/4-0-0    |
| Nick Anthony (2/3)     | 12/9/00 vs. Quinnipiac (1g, 2a) | 2-0-0/3-0-0    |
| Pat O'Leary (2/3)      | 1/6/01 at UAA (1g, 1a)          | 2-0-0/3-0-0    |
| Matt DeMarchi (2/3)    | 2/16/01 vs. C.C. (2a)           | 2-0-0/3-0-0    |
| Matt Leimbek (1/4)     | 10/28/00 vs. UAA (2g)           | 0-0-1/2-1-1    |
| Nick Angell (1/3)      | 10/21/00 vs. UMD (1g, 1a)       | 1-0-0/2-1-0    |
| Erik Wendell (1/3)     | 2/2/01 at MTU (2g)              | 1-0-0/3-0-0    |
| Mark Nenovich (0/1)    | 12/29/99 vs. Harvard (1g, 1a)   | 0-0-0/1-0-0    |

## multiple-goal games (season/career)

| Player (Games)        | Last Time                     | Record      |
|-----------------------|-------------------------------|-------------|
| Erik Westrum (4/13)   | 2/3/01 at MTU (2g)            | 4-0-0/7-5-1 |
| John Pohl (3/6)       | 2/10/01 vs. MSU-M (2g)        | 3-0-0/6-0-0 |
| Grant Potulny (3/3)   | 1/23/01 vs. Brown (2g)        | 3-0-0/3-0-0 |
| Troy Riddle (2/2)     | 2/17/01 vs. C.C. (2g)         | 2-0-0/2-0-0 |
| Stuart Senden (1/3)   | 12/9/00 vs. Quinnipiac (3g)   | 1-0-0/2-1-0 |
| Jordan Leopold (1/3)  | 11/10/00 at North Dakota (2g) | 0-1-0/1-2-0 |
| Pat O'Leary (1/2)     | 12/30/00 vs. LSSU (2g)        | 1-0-0/2-0-0 |
| Matt Leimbek (1/1)    | 10/28/00 vs. UAA (2g)         | 0-0-1/0-0-1 |
| Erik Wendell (1/1)    | 2/2/01 at MTU (2g)            | 1-0-0/1-0-0 |
| Aaron Miskovich (0/4) | 2/13/00 vs. CC (2g)           | 0-0-0/4-0-0 |
| Dylan Mills (0/1)     | 1/29/00 vs. MSU (2g)          | 0-0-0/0-1-0 |
| Jeff Taffe (0/1)      | 1/29/00 vs. MSU (2g)          | 0-0-0/0-1-0 |

## The Home Stretch

| Team (Pts)            | Remaining Schedule | Opp. WCHA %    |
|-----------------------|--------------------|----------------|
| North Dakota (42)     | -----              | -----          |
| Minnesota (38)        | vs. SCSU           | 18-8-0 (.692)  |
| St. Cloud State (36)  | vs. UM             | 18-6-2 (.731)  |
| Colorado College (32) | @ MSU-M            | 12-13-1 (.481) |
| Wisconsin (28)        | vs. MTU            | 6-17-3 (.288)  |
| Denver (27)           | vs. UMD            | 3-20-3 (.173)  |
| MSU, Mankato (25)     | vs. CC             | 16-10-0 (.615) |

## WCHA Freshmen Scoring

| Rk. | Team                     | Fr. Scoring | Leader                    |
|-----|--------------------------|-------------|---------------------------|
| 1.  | Minnesota                | 47-56--103  | Grant Potulny (19-10--29) |
| 2.  | Denver                   | 22-55--77   | Connor James (6-15--21)   |
| 3.  | Colorado College         | 28-42--70   | Peter Sejna (20-23--43)   |
| 4.  | Minnesota State, Mankato | 21-35--56   | Tim Jackman (10-14--24)   |
| 5.  | Michigan Tech            | 16-37--53   | Justin Brown (3-12--15)   |
| 6.  | North Dakota             | 21-20--41   | David Lundbohm (8-6--14)  |
| 7.  | St. Cloud State          | 12-22--34   | Matt Hendricks (3-9--12)  |
| 8.  | Alaska Anchorage         | 13-22--35   | Pete Talafous (7-7--14)   |
| 9.  | Wisconsin                | 10-18--28   | Dan Boeser (4-9--13)      |
| 10. | Minnesota-Duluth         | 7-16--23    | Junior Lessard (4-7--11)  |



## Month-By-Month

| No. | Player          | Oct.              | Nov.              | Dec.               | Jan.              | Feb.              | March | Total              |
|-----|-----------------|-------------------|-------------------|--------------------|-------------------|-------------------|-------|--------------------|
| 1   | Adam Hauser     | 5-0-1, 2.14, .889 | 4-3-1, 2.86, .911 | 3-2-0, 2.86, .862  | 5-2-0, 2.22, .916 | 7-1-0, 1.62, .944 |       | 24-8-2, 2.36, .910 |
| 2   | Mark Nenovich   | 0-0--0 (0)        | 0-0--0 (6)        | 0-0--0 (2)         | 0-0--0 (2)        | 0-0-0 (0)         |       | 0-0--0 (10)        |
| 3   | Jordan Leopold  | 2-7--9 (6)        | 3-7--10 (8)       | 0-4--4 (5)         | 3-5--8 (8)        | 3-7--10 (8)       |       | 11-30--41 (35)     |
| 4   | Dylan Mills     | 0-3--3 (6)        | 0-4--4 (8)        | 1-3--4 (5)         | 0-5--5 (8)        | 0-5--5 (8)        |       | 1-20--21 (35)      |
| 5   | Jon Waibel      | 0-1--1 (6)        | 0-1--1 (8)        | 0-0--0 (5)         | 0-3--3 (8)        | 1-1--2 (8)        |       | 1-6--7 (35)        |
| 7   | Erik Westrum    | 6-7--13 (6)       | 4-5--9 (8)        | 4-2--6 (5)         | 2-4--6 (8)        | 7-10--17 (8)      |       | 23-28--51 (35)     |
| 9   | John Pohl       | 1-5--6 (6)        | 6-4--10 (8)       | 2-2--4 (5)         | 3-3--6 (4)        | 4-7--11 (8)       |       | 16-21--37 (31)     |
| 10  | Paul Martin     | 0-0--0 (6)        | 0-1--1 (8)        | 1-1--2 (3)         | 1-5--6 (6)        | 1-6--7 (8)        |       | 3-13--16 (31)      |
| 11  | Erik Wendell    | 1-0--1 (6)        | 1-0--1 (3)        | 0-0--0 (2)         | 0-1--1 (8)        | 3-1--4 (8)        |       | 5-2--7 (27)        |
| 12  | Matt Koalska    | 2-2--4 (6)        | 2-1--3 (8)        | 0-4--4 (5)         | 4-1--5 (8)        | 2-3--5 (8)        |       | 10-11--21 (35)     |
| 14  | Chad Roberg     | 0-0--0 (0)        | 0-0--0 (3)        | 0-0--0 (1)         | 0-0--0 (2)        | 0-0--0 (0)        |       | 0-0--0 (6)         |
| 15  | Stuart Senden   | 0-2--2 (4)        | 1-0--1 (2)        | 4-0--1 (5)         | 0-1--1 (8)        | 0-2--2 (8)        |       | 5-5--10 (27)       |
| 16  | Nick Anthony    | 0-4--4 (6)        | 1-1--1 (4)        | 1-2--3 (5)         | 1-1--2 (6)        | 0-1--1 (6)        |       | 3-9--12 (27)       |
| 18  | Grant Potulny   | 3-2--5 (6)        | 2-1--3 (8)        | 2-3--5 (5)         | 7-2--9 (8)        | 5-2--7 (8)        |       | 19-10--29 (35)     |
| 19  | Matt DeMarchi   | 1-3--4 (6)        | 0-1--1 (6)        | 1-0--1 (5)         | 1-0--1 (8)        | 0-5--5 (8)        |       | 3-9--12 (33)       |
| 20  | Joey Martin     | 0-0--0 (0)        | 0-0--0 (3)        | 0-1--1 (3)         | 0-1--1 (8)        | 0-0--0 (2)        |       | 0-2--2 (16)        |
| 21  | Troy Riddle     | 6-1--7 (6)        | 2-1--3 (8)        | 1-0--1 (3)         | 1-6--7 (6)        | 4-6--10 (8)       |       | 14-14--28 (31)     |
| 22  | Jeff Taffe      | 2-4--6 (6)        | 3-6--9 (8)        | 0-3--3 (3)         | 4-5--9 (6)        | 2-5--7 (8)        |       | 11-23--34 (31)     |
| 24  | Ben Tharp       | 2-1--3 (6)        | 0-0--0 (5)        | 0-2--0 (5)         | 0-0--0 (8)        | 1-0--1 (8)        |       | 3-3--6 (32)        |
| 25  | Pat O'Leary     | 1-0--1 (5)        | 0-2--2 (7)        | 2-0--0 (5)         | 1-2--3 (8)        | 1-0--1 (8)        |       | 5-4--9 (32)        |
| 26  | Nick Angell     | 1-2--3 (6)        | 0-1--1 (8)        | 1-1--2 (5)         | 0-0--0 (4)        | 0-1--1 (8)        |       | 2-5--7 (31)        |
| 27  | Aaron Miskovich | 2-1--3 (6)        | 3-2--5 (8)        | 0-1--1 (5)         | 3-2--5 (8)        | 4-4--8 (8)        |       | 12-10--22 (34)     |
| 28  | Matt Leimbek    | 3-0--3 (3)        | 0-2--2 (8)        | 0-0--0 (5)         | 0-0--0 (4)        | 0-0--0 (0)        |       | 3-2--5 (21)        |
| 34  | Pete Samargia   | 0-0-0, 0.00, .000 | 0-0-0, 0.00, .000 | 0-0-0, 0.00, 1.000 | 1-0-0, 0.81, .917 | 0-0-0, 0.00, .000 |       | 1-0-0, 0.64, .974  |

## fall signings announced

**Keith Ballard**, a 5'11", 200-pound defenseman from Baudette, Minn., is spending this season with the Omaha Lancers in the United States Hockey League. This season through 42 games with the Lancers, he ranks third on the team in scoring with 17 goals and 18 assists for 35 points. Ballard played last season in the United State Junior Development program in Ann Arbor, Mich. He had 12 goals and 21 assists in 58 games and led all defensemen in scoring.

**Mike Erickson** is a 6'2", 180-pound forward from Eden Prairie High School in Eden Prairie, Minn. Erickson was an All-State, All-Metro and All-Conference selection during his junior season. He led the State Class AA in scoring with 38 goals and 25 assists for 63 points. A two-year letterwinner and team MVP last year, Erickson has amassed career totals of 62 goals, 43 assists and 105 points. He is also the starting quarterback for the Eden Prairie football team which won the 2000 state title.

**Jake Fleming**, a 5'9", 170-pound center from Osseo, Minn., is spending this season with the Omaha Lancers in the United State Hockey League. He has tallied 10 goals and 20 assists through 42 games this season with the Lancers. Fleming played last season in the United States Junior Development program in Ann Arbor, Mich. He had nine goals and 18 assists, which ranked sixth on the team. Fleming also spent time with the team during the 1998-99 season.

**Garrett Smaagaard**, a 5'11", 165-pound forward from Eden Prairie High School in Eden Prairie, Minn., joins teammate Mike Erickson in signing with the Golden Gophers. Smaagaard earned All-Metro and All-Conference laurels during his junior campaign and tallied 22 goals and 36 assists for 58 points. A two-year letterwinner, he has career totals of 41 goals, 60 assists and 101 points. Smaagaard is also a starting defensive back and wide receiver for the Eden Prairie football team which finished the 2000 season unbeaten and won the state title.

**Barry Tallackson** is a 6'4", 192-pound forward from St. Paul, Minn., who is playing with the United States Junior Development program in Ann Arbor, Mich. He leads the team with 12 goals in 23 games this season. Tallackson has spent two years in Ann Arbor and tallied 14 goals and six assists in 53 games last season. He played at St. Paul Johnson as a sophomore.

**Travis Weber**, a 5'11", 205-pound goaltender from Hibbing, Minn., is playing with the United States Junior Development program. Last year, he posted a team-best 2.73 goals-against-average and .894 save percentage in Ann Arbor, Mich. This season, Weber was in goal as the team defeated then-sixth ranked Michigan State 6-4.

## 2000-01 Minnesota Schedule/Results

| <u>Date</u> | <u>Opponent</u>      | <u>Result</u> | <u>MN/OPP</u><br><u>Shots</u> | <u>MN/OPP</u><br><u>Power-Play</u> | <u>MN/OPP</u><br><u>Penalties</u> | <u>Goaltender</u> | <u>Attend.</u> |
|-------------|----------------------|---------------|-------------------------------|------------------------------------|-----------------------------------|-------------------|----------------|
| 10/7        | vs. Notre Dame       | W 7-3         | 31-18                         | 3-5/0-6                            | 21-42/20-51                       | Hauser 1-0-0      | 18,064         |
| 10/14       | at Bemidji State     | W 9-3         | 54-16                         | 3-6/1-5                            | 7-14/7-14                         | Hauser 2-0-0      | 2,358          |
| 10/20       | MINNESOTA-DULUTH*    | W 3-1         | 33-13                         | 2-7/0-5                            | 6-12/8-16                         | Hauser 3-0-0      | 9,749          |
| 10/21       | MINNESOTA-DULUTH*    | W 9-2         | 43-30                         | 4-6/1-8                            | 17-42/14-36                       | Hauser 4-0-0      | 9,731          |
| 10/27       | ALASKA ANCHORAGE*    | W 3-1         | 34-23                         | 1-2/0-2                            | 2-4/2-4                           | Hauser 5-0-0      | 9,322          |
| 10/28       | ALASKA ANCHORAGE*    | T 3-3         | 44-17                         | 0-3/0-2                            | 4-8/5-10                          | Hauser 5-0-1      | 9,339          |
| 11/3        | WISCONSIN*           | W 4-0         | 51-31                         | 1-8/0-7                            | 11-22/13-34                       | Hauser 6-0-1      | 9,851          |
| 11/4        | WISCONSIN*           | W 5-2         | 40-38                         | 3-8/0-6                            | 14-44/17-45                       | Hauser 7-0-1      | 9,878          |
| 11/10       | at North Dakota*     | L 5-7         | 42-40                         | 1-3/2-5                            | 9-18/8-16                         | Hauser 7-1-1      | 6,067          |
| 11/11       | at North Dakota*     | T 5-5         | 36-33                         | 3-4/1-5                            | 10-20/9-18                        | Hauser 7-1-2      | 6,067          |
| 11/17       | at St. Cloud State*  | W 2-0         | 29-25                         | 0-8/0-6                            | 11-22/14-47                       | Hauser 8-1-2      | 6,685          |
| 11/18       | ST. CLOUD STATE*     | W 4-3         | 32-35                         | 2-5/2-7                            | 11-38/7-22                        | Hauser 9-1-2      | 9,826          |
| 11/24       | MICHIGAN STATE       | L 2-3         | 27-31                         | 0-2/1-4                            | 5-10/3-6                          | Hauser 9-2-2      | 9,850          |
| 11/25       | MICHIGAN             | L 1-4         | 34-26                         | 0-4/1-2                            | 3-6/5-10                          | Hauser 9-3-2      | 9,767          |
| 12/1        | at Denver*           | L 0-4         | 33-20                         | 0-9/1-7                            | 7-14/9-18                         | Hauser 9-4-2      | 3,514          |
| 12/2        | at Denver*           | L 1-4         | 29-20                         | 0-3/2-6                            | 6-12/3-6                          | Hauser 9-5-2      | 4,275          |
| 12/9        | QUINNIPIAC           | W 11-2        | 45-17                         | 2-5/0-3                            | 3-6/5-10                          | Hauser 10-5-2     | 9,195          |
| 12/29       | UNION                | W 3-2         | 48-15                         | 1-7/1-4                            | 13-34/16-40                       | Hauser 11-5-2     | 9,022          |
| 12/30       | LAKE SUPERIOR STATE  | W 5-4         | 26-23                         | 2-5/2-2                            | 5-10/8-16                         | Hauser 12-5-2     | 9,440          |
| 1/5         | at Alaska Anchorage* | W 3-1         | 30-27                         | 3-5/0-6                            | 11-22/11-30                       | Hauser 13-5-2     | 4,069          |
| 1/6         | at Alaska Anchorage* | W 4-2         | 27-28                         | 0-2/0-2                            | 4-8/4-8                           | Hauser 14-5-2     | 4,196          |
| 1/12        | NORTH DAKOTA*        | L 1-4         | 30-26                         | 0-6/0-5                            | 6-12/7-14                         | Hauser 14-6-2     | 9,857          |
| 1/13        | NORTH DAKOTA*        | W 5-1         | 35-21                         | 1-4/0-6                            | 11-33/9-29                        | Hauser 15-6-2     | 9,855          |
| 1/19        | at Wisconsin*        | L 2-4         | 36-34                         | 0-5/0-6                            | 9-18/8-16                         | Hauser 15-7-2     | 12,698         |
| 1/20        | at Wisconsin*        | W 8-2         | 44-36                         | 5-8/1-7                            | 9-18/10-20                        | Hauser 16-7-2     | 15,237         |
| 1/23        | BROWN                | W 3-1         | 33-18                         | 2-4/0-2                            | 2-4/4-8                           | Hauser 17-7-2     | 9,137          |
| 1/27        | BEMIDJI STATE        | W 5-1         | 56-24                         | 2-6/0-6                            | 7-14/8-16                         | Samargia 1-0-0    | 9,709          |
| 2/2         | MICHIGAN TECH*       | W 8-3         | 34-40                         | 5-10/1-6                           | 21-66/26-76                       | Hauser 18-7-2     | 9,468          |
| 2/3         | MICHIGAN TECH*       | W 5-1         | 34-28                         | 2-5/0-4                            | 4-8/5-10                          | Hauser 19-7-2     | 9,663          |
| 2/9         | at MSU, Mankato*     | W 4-1         | 38-29                         | 2-5/0-8                            | 13-26/10/20                       | Hauser 20-7-2     | 4,931          |
| 2/10        | at MSU, Mankato*     | W 3-1         | 41-23                         | 1-8/0-7                            | 10-20/11-22                       | Hauser 21-7-2     | 4,912          |
| 2/16        | COLORADO COLLEGE*    | W 6-1         | 35-30                         | 1-8/0-7                            | 8-16/10-20                        | Hauser 22-7-2     | 9,819          |
| 2/17        | COLORADO COLLEGE*    | W 4-1         | 43-22                         | 2-7/1-5                            | 6-12/8-16                         | Hauser 23-7-2     | 9,856          |
| 2/23        | at Minnesota-Duluth* | L 4-5 (ot)    | 32-38                         | 1-3/0-4                            | 8-16/7-14                         | Hauser 23-8-2     | 5,378          |
| 2/24        | at Minnesota-Duluth* | W 4-0         | 49-23                         | 1-10/0-8                           | 19-46/21-50                       | Hauser 24-8-2     | 5,392          |
| 3/2         | ST. CLOUD STATE*     |               |                               |                                    |                                   |                   |                |
| 3/3         | at St. Cloud State*  |               |                               |                                    |                                   |                   |                |
| 3/9-11      | WCHA First Round     |               |                               |                                    |                                   |                   |                |
| 3/15-17     | WCHA Final Five      |               |                               |                                    |                                   |                   |                |
| 3/23-25     | NCAA Regionals       |               |                               |                                    |                                   |                   |                |
| 4/5         | NCAA Semifinals      |               |                               |                                    |                                   |                   |                |
| 4/7         | NCAA Finals          |               |                               |                                    |                                   |                   |                |

\*WCHA Contests





# GOLDEN GOPHER

## H O C K E Y

**University of Minnesota**  
**Media Relations**  
 Phone: (612) 625-4090  
 Fax: (612) 625-0359  
 Website: www.gophersports.com  
 Contact: John Romo  
 Phone: (612) 624-7318  
 E-Mail: romox001@umn.edu

### WEEKLY RELEASE March 5, 2001

#### MEDIA INFORMATION

**TV:** Midwest Sports Channel - Frank Mazzocco-play-by-play; Reed Larson-color; Pat Micheletti - analyst  
 (Tape Delay - 9:30 p.m. on Friday)

**RADIO:** KSTP-AM  
 (Live)/Dan Terhaar-play-by-play; Glen Sonmor-color; Eric Gislason-game-night host

**INTERVIEWS:** The coaching staff and players are available for interviews on WEDNESDAYS by request through the Media Relations office. The Golden Gopher locker room is CLOSED to the media at all times.

Postgame interviews will be done outside the locker room after a 10 minute cooling off period.

## WCHA Playoffs

### Michigan Tech (8-21-4, 6-19-3) vs. #5 Minnesota (25-10-2, 18-8-2) Fri.-Sat-Sun., March 7-9 - 7:05 p.m. Mariucci Arena (9,700)

#### Series Information

*Series Notes: This will be the 223rd meeting between Minnesota and Michigan Tech • The Golden Gophers lead the all-time series 144-68-10 (.668) • Minnesota has won 18 of the past 19 games at the new and old Mariucci Arena • The lone loss was 3-2 in overtime on Nov. 19, 1994 • Since the current Final Four/Five format was adopted in 1987-88, the Golden Gophers have faced Michigan Tech just once in the first round • Minnesota swept the Huskies 5-3 on 6-5 on March 1-2, 1991.*

*The Huskies Last Week: Michigan Tech was swept by the Wisconsin Badgers in Madison (5-3, 1-0). The Huskies had 38 shots in Friday's 5-3 loss, including 23 in the second period. On Saturday, UW's Graham Melanson stopped all 36 MTU shots.*

*Head Coach: Mike Sertich was named interim coach on Nov. 7, 2000. The interim tag was removed on Jan. 17, 2001. Prior to joining Tech, he spent 18 seasons as head coach at Minnesota-Duluth and posted a career record of 335-306-44. He is 7-14-4 this season with Michigan Tech.*

*Hauser vs. the Huskies: Junior goaltender Adam Hauser is 6-0-0 in his career against Michigan Tech. He owns a 1.83 goals-against-average and .940 save percentage. He stopped 64-of-68 shots in the two-game sweep earlier this season.*

#### SCHEDULE/RESULTS

|   |                    |            |
|---|--------------------|------------|
| Oct. 7                                    | vs. Notre Dame%    | W 7-3      |
| Oct. 14                                   | at Bemidji State#  | W 9-3      |
| Oct. 20                                   | MINN-DULUTH        | W 3-1      |
| Oct. 21                                   | MINN-DULUTH        | W 9-2      |
| Oct. 27                                   | ALASKA-ANCH.       | W 2-1      |
| Oct. 28                                   | ALASKA-ANCH.       | T 3-3      |
| Nov. 3                                    | WISCONSIN          | W 4-0      |
| Nov. 4                                    | WISCONSIN          | W 5-2      |
| Nov. 10                                   | at North Dakota    | L 5-7      |
| Nov. 11                                   | at North Dakota    | T 5-5      |
| Nov. 17                                   | at St. Cloud State | W 2-0      |
| Nov. 18                                   | ST. CLOUD STATE    | W 4-3      |
| Nov. 24                                   | MICHIGAN STATE#    | L 2-3      |
| Nov. 25                                   | MICHIGAN#          | L 1-4      |
| Dec. 1                                    | at Denver          | L 0-4      |
| Dec. 2                                    | at Denver          | L 1-4      |
| Dec. 9                                    | QUINNIPIAC#        | W 11-2     |
| Dec. 10                                   | RUSSIA SELECT*     | W 5-4      |
| Dec. 29                                   | MARIUCCI CLASSIC#  |            |
| vs. Union                                 |                    | W 3-2      |
| Dec. 30                                   | MARIUCCI CLASSIC#  |            |
| vs. Lake Superior State                   |                    | W 5-4      |
| Jan. 5                                    | at Alaska-Anch.    | W 3-1      |
| Jan. 6                                    | at Alaska-Anch.    | W 4-2      |
| Jan. 12                                   | NORTH DAKOTA       | L 1-4      |
| Jan. 13                                   | NORTH DAKOTA       | W 5-1      |
| Jan. 19                                   | at Wisconsin       | L 2-4      |
| Jan. 20                                   | at Wisconsin       | W 8-2      |
| Jan. 23                                   | BROWN#             | W 3-1      |
| Jan. 27                                   | BEMIDJI STATE#     | W 5-1      |
| Feb. 2                                    | MICHIGAN TECH      | W 8-3      |
| Feb. 3                                    | MICHIGAN TECH      | W 5-1      |
| Feb. 9                                    | at MSU, Mankato    | W 4-1      |
| Feb. 10                                   | at MSU, Mankato    | W 3-1      |
| Feb. 16                                   | COLORADO COLL      | W 6-1      |
| Feb. 17                                   | COLORADO COLL      | W 4-1      |
| Feb. 23                                   | at Minn.-Duluth    | L 4-5 (ot) |
| Feb. 24                                   | at Minn.-Duluth    | W 4-0      |
| March 2                                   | ST. CLOUD STATE    | L 1-6      |
| March 3                                   | at St. Cloud State | L 2-5      |
| March 9-11                                | MICHIGAN TECH      |            |
|   | WCHA FIRST ROUND   |            |
| March 15-17                               | WCHA FINAL FIVE    |            |
| (at Xcel Energy Center - St. Paul, Minn.) |                    |            |
| March 24-26                               | NCAA REGIONALS     |            |
| (at Grand Rapids, Mich.)                  |                    |            |
| (at Worcester, Mass.)                     |                    |            |
| April 5                                   | NCAA SEMIFINALS    |            |
| (at Albany, N.Y.)                         |                    |            |
| April 7                                   | NCAA CHAMPIONSHIP  |            |
| (at Albany, N.Y.)                         |                    |            |
| %-at Xcel Energy Center (St. Paul, Minn.) |                    |            |
| * - exhibition game                       |                    |            |
| # - nonconference game                    |                    |            |
| all game times are Central                |                    |            |
| game times are subject to change          |                    |            |

#### WCHA First Round

Minnesota has a 51-15-2 (.765) record in WCHA first-round playoff games, and is 25-3-0 (.893) in first round games since the current Final Four/Five format was adopted in 1987-88. The Golden Gophers have swept 11 of the 13 series and been extended to three games just two times (vs. UND, 1991-92 and at UMD, 1997-98). Minnesota has failed to advance to the Final Four/Five just once (at UMD, 1997-98).

#### Career Scoring vs. MTU

| Player (games)      | G-A-Pts | Notes                         |
|---------------------|---------|-------------------------------|
| John Pohl (6)       | 3-7--10 | Two three-assist games        |
| Erik Westrum (6)    | 5-5--10 | 2-3--5 in sweep on 2/2-3/01   |
| Jeff Taffe (3)      | 2-6--8  | career-high 4a on 2/18/00     |
| Aaron Miskovich (8) | 2-6--8  | 1g, 1a last night in 8-3 win  |
| Dylan Mills (8)     | 1-6--7  | 1g, 2a in 9-2 win on 2/18/00  |
| Jordan Leopold (6)  | 1-4--5  | 1-1--2 in 5-1 win on 2/3/01   |
| Matt Leimbek (4)    | 2-3--5  | 2-3--5 in sweep on 1/29-30/99 |
| Nick Angell (5)     | 1-4--5  | 1g, 1a in 9-2 win on 2/18/00  |
| Ben Tharp (4)       | 1-4--5  | career-high 3a on 2/18/00     |
| Erik Wendell (5)    | 3-1--4  | 1st career 2g-game last night |
| Troy Riddle (2)     | 1-3--4  | 1g, 2a last night in 8-3 win  |
| Stuart Senden (7)   | 0-3--3  | 1a last night in 8-3 win      |
| Matt Koalska (1)    | 1-2--3  | 1g, 2a last night in 8-3 win  |
| Matt DeMarchi (4)   | 0-2--2  | 1a in 5-1 win on 2/3/01       |
| Grant Potulny (2)   | 2-0--2  | GWG in 5-1 win on 2/3/01      |
| Paul Martin (1)     | 0-1--1  | 1a in 8-3 win last night      |

## 2000-01 Record When

|                                     |         |
|-------------------------------------|---------|
| Overall Record                      | 25-10-2 |
| WCHA Record                         | 18-8-2  |
| Home Record                         | 16-4-1  |
| Road Record                         | 8-6-1   |
| Neutral Site Record                 | 1-0-0   |
| Last 20 Games (including last year) | 15-5-0  |
| Last 10 Games (including last year) | 7-3-0   |
| Last 5 Games                        | 2-3-0   |
| Scoring A Power-Play Goal           | 23-2-1  |
| Not Scoring A Power-Play Goal       | 2-8-1   |
| Allowing A Power-Play Goal          | 8-7-1   |
| Not Allowing A Power-Play Goal      | 17-3-1  |
| Scoring A Short-Handed Goal         | 6-2-0   |
| Allowing A Short-Handed Goal        | 0-6-0   |
| 10 Or More Penalties                | 13-1-1  |
| Fewer Than 10 Penalties             | 12-9-1  |
| More Penalties Than Opponent        | 5-6-1   |
| Fewer Penalties Than Opponent       | 16-4-1  |
| Same Amount Of Penalties            | 4-0-0   |
| In One-Goal Games                   | 4-2-0   |
| In Two-Goal Games                   | 6-2-0   |
| In Three-Goal or More Games         | 15-6-0  |
| In Overtime Games                   | 0-0-2   |
| Scoring 4 or More Goals             | 18-2-1  |
| Scoring 3 or Fewer Goals            | 7-8-1   |
| Scoring 3 or More Goals             | 23-2-2  |
| Scoring 2 or Fewer Goals            | 2-8-0   |
| Allowing 4 or More Goals            | 1-9-1   |
| Allowing 3 or Fewer Goals           | 24-1-1  |
| Scoring First Goal Of Game          | 20-3-1  |
| Opponents Score First               | 5-7-1   |
| Leading After One Period            | 13-3-1  |
| Trailing After One Period           | 3-5-1   |
| Tied After One Period               | 9-2-0   |
| Scoring First Goal Of Second Period | 19-1-0  |
| Leading After Two Periods           | 21-2-0  |
| Trailing After Two Periods          | 0-8-1   |
| Tied After Two Periods              | 4-0-1   |
| Scoring First Goal Of Third Period  | 17-2-2  |
| Having 10-19 Shots On Goal          | 0-0-0   |
| Having 20-29 Shots On Goal          | 3-2-0   |
| Having 30-39 Shots On Goal          | 11-7-1  |
| Having 40 or More Shots On Goal     | 11-1-1  |
| Allowing 10-19 Shots On Goal        | 6-0-1   |
| Allowing 20-29 Shots On Goal        | 12-5-0  |
| Allowing 30-39 Shots On Goal        | 6-4-1   |
| Allowing 40 or More Shots On Goal   | 1-1-0   |
| Outshooting Opponent                | 22-8-2  |
| Opponent Outshoots Minnesota        | 3-2-0   |
| Shots Are Even                      | 0-0-0   |
| October                             | 5-0-1   |
| November                            | 4-3-1   |
| December                            | 3-2-0   |
| January                             | 6-2-0   |
| February                            | 7-1-0   |
| March                               | 0-2-0   |
| Tuesdays                            | 1-0-0   |
| Fridays                             | 9-7-0   |
| Saturdays                           | 15-3-2  |
| Sundays                             | 0-0-0   |
| Series Record                       | 7-2-5   |
| Games Following A Win               | 18-5-1  |
| Games Following A Loss              | 4-4-1   |
| Games Following A Tie               | 2-1-0   |

## News & Notes

**St. Cloud State Sweeps Minnesota:** Minnesota fell to third place in the WCHA after being swept by St. Cloud State by scores of 6-1 and 5-2. The Golden Gophers were 0-for-16 on the power play for the weekend. Minnesota fell behind by two goals in each of the first periods.

**Head Coach Don Lucia:** Golden Gopher Head Coach Don Lucia has a career coaching record of 324-184-32 (.630) in 13-plus seasons behind the bench. At Minnesota, he owns a 45-29-4 mark (.603). Including this season, his teams have won 20 or more games in each of the past nine seasons. Lucia's teams have a 22-4-5 (.790) record against Michigan Tech.

**Leopold Laying Claim to All-American Status:** Junior defenseman Jordan Leopold is making a strong bid for All-America honors with his play this season. He is tied for the lead in defenseman scoring (12-31--43) in the league and ranks ninth among all players in the WCHA. He ranks second in the league in power-play points with 4-20--24. He is described by Don Lucia as the best defenseman he has ever coached. Lucia coached four All-American defensemen at Colorado College.

**Searching For Answers:** Minnesota has dropped three of its last four games after putting together a nine-game winning streak. The following is a breakdown of both streaks:

|                     | 9-0 Streak   | 1-3 Streak  |
|---------------------|--------------|-------------|
| Goals per game      | 5.1          | 2.8         |
| Opp. Goals per game | 1.3          | 4.0         |
| Power-Play          | 22/61 (36.1) | 2/30 (6.7)  |
| Penalty Kill        | 3/52 (94.2)  | 2/25 (92.0) |
| Penalties           | 8.9          | 12.0        |
| Save Percentage     | .952         | .858        |

**Relying on Westy:** When senior captain Erik Westrum leads offensively, the Golden Gophers have proven to be virtually unbeatable. In eight of the 12 league series this year, he has had three or more points in the two-game set. In those games, Minnesota is 15-0-1. In the four WCHA series when he has totaled two or less points, the Golden Gophers are just 3-8-1. Westrum has 2-1--3 in the past four games.

**Winning With Special Teams:** The Golden Gopher penalty-kill has been a mainstay all season and with Minnesota leading the WCHA in penalty minutes, it has had to be. The following is a breakdown of Minnesota's opponents and its power-play percentage this season:

|                              |                              |
|------------------------------|------------------------------|
| Alaska Anchorage: 0-12 (0.0) | Colorado College: 1-12 (8.3) |
| Denver: 3-13 (23.1)          | Michigan Tech: 1-10 (10.0)   |
| Minnesota-Duluth: 1-25 (4.0) | MSU, Mankato: 0-15 (0.0)     |
| North Dakota: 3-21 (14.3)    | St. Cloud State: 4-25 (16.0) |
| Wisconsin: 1-26 (3.8)        |                              |

**Special Teams:** After a stretch of games when the power-play was 18-for-38 (47.4 percent), the team has struggled in the past seven games. The Golden Gopher power-play has gone 6-for-51 (11.8 percent) in the past seven games • Minnesota had a streak of 10 games with at least one power-play goal, but failed to collect one in the two-game set with St. Cloud State • The team's penalty kill has allowed five power-play goals in the past 18 games • Opponents in those games are just 5-for-101 (5.0 percent) • Minnesota's power-play leads the WCHA at 26.2 percent (56-of-214) • The Golden Gopher penalty kill also paces the league at 89.8 percent (175-of-195) • The school record for best penalty-kill percentage in a season is .863 in 1983-84.

**Top Three Finish:** Despite the losses this past weekend, the Golden Gophers secured their first top-three league finish since 1996-97.

**Home For the Playoffs:** Since 1987-88, Minnesota is 22-1 in first-round home playoff games. The lone loss was on March 13, 1992, a 5-3 loss against North Dakota. The Golden Gophers rallied to win the next two games and advance to the WCHA Final Four • Minnesota has won its last five home playoff games by outscoring its opponents 25-4 (5 to 0.8) • Four of the 23 home playoff games have been decided by one goal with Minnesota winning each time • On two occasions, the Golden Gophers swept both games of a playoff series with shutouts (1987-88 vs. C.C, 7-0 and 5-0; 1998-99 vs. UAA, 4-0 and 1-0).

**Saving the Day:** Minnesota is 19-1-0 when the goaltenders have a save percentage of .900 or better. The lone loss was on Nov. 24 against Michigan State (3-2 loss, Hauser - 28 saves). Conversely, the Golden Gophers are just 6-9-2 when it drops below .900.

**It's Been Awhile:** Friday marked the first time that the Golden Gophers had 10 or more penalties and lost. Minnesota dropped to 13-1-1 when it has 10 or more penalties. Conversely, the Golden Gophers are 16-4-1 when having fewer penalties. The 5-2 loss against St. Cloud State on Saturday night was also the first on a Saturday since Dec. 2, 2000, at Denver. Minnesota had won 11 straight Saturday contests prior to this weekend.

**Last Time vs. Michigan Tech:** Minnesota swept Michigan Tech at Mariucci Arena on Feb. 2-3, 2001. On Friday night, the Golden Gophers were 5-of-10 on the power-play in an 8-3 victory. Minnesota jumped to a 7-0 lead in a game which featured 47 penalties. On Saturday, the Golden Gophers got on the board early and took a 3-0 lead before the Huskies scored a third-period goal. Minnesota earned a 5-1 win as Erik Westrum and Johnny Pohl each had three-point games.

**Two-Year Turnaround:** Minnesota's five-win improvement from Don Lucia's first to second year as head coach is the fourth-best improvement in school history. Glen Sonmor's team won 10 more games from his first season in 1966-67 to his second in 1967-68. Herb Brooks and Brad Buetow had seven-win improvements.

## Tale of the Tape

### Series Information

Minnesota leads 144-68-10  
 Last 10 games - MN 8-2-0  
 First meeting - 2/12/29, MN 3-0  
 Last meeting - 3/3/01, MN 5-1  
 MN's longest win streak - 14  
 MTU's longest win streak - 7

### Team Comparisons

| UM              | PP                      | MTU |
|-----------------|-------------------------|-----|
| 56/198 (.283)   | 22/179 (.123)           |     |
| 41/154 (.266)   | WCHA 16/146 (.110)      |     |
| 165/1831 (.902) | PK 140/180 (.778)       |     |
| 136/148 (.919)  | WCHA 110/142 (.775)     |     |
| 16-3-1          | Home 2-10-4             |     |
| 8-5-1           | Away 5-11-0             |     |
| 4.1             | Goals/Game 2.6          |     |
| 2.5             | Goals Allowed/Game 3.7  |     |
| 9.1             | Penalties/Game 7.8      |     |
| 37.5            | Shots on Goal/Game 32.4 |     |

## USCHO.com

### USCHO.com Division I Men's Poll

|                        |     |
|------------------------|-----|
| 1. Michigan State (39) | 598 |
| 2. Boston College (1)  | 540 |
| 3. North Dakota        | 537 |
| 4. St. Cloud State     | 485 |
| 5. Minnesota           | 412 |
| 6. Michigan            | 368 |
| 7. New Hampshire       | 327 |
| 8. Colorado College    | 302 |
| 9. Clarkson            | 290 |
| 10. Maine              | 262 |

### WCHA Teams Receiving Votes:

|                  |     |
|------------------|-----|
| 12. Wisconsin    | 153 |
| 15. Denver       | 46  |
| 20. MSU, Mankato | 3   |

## USA Today

### USA Today/American Hockey Magazine Poll

|                        |     |
|------------------------|-----|
| 1. Michigan State (18) | 270 |
| 2. Boston College      | 243 |
| 3. North Dakota        | 242 |
| 4. St. Cloud State     | 217 |
| 5. Minnesota           | 182 |
| 6. Michigan            | 180 |
| 7. New Hampshire       | 154 |
| 8. Colorado College    | 131 |
| 9. Clarkson            | 130 |
| 10. Maine              | 113 |

### WCHA Teams Receiving Votes:

|               |    |
|---------------|----|
| 12. Wisconsin | 69 |
| 15. Denver    | 22 |

## Period-By-Period

| Scoring | 1st | 2nd | 3rd | OT | Total | Avg. |
|---------|-----|-----|-----|----|-------|------|
| MINN    | 42  | 55  | 56  | 0  | 153   | 4.1  |
| Opp.    | 25  | 24  | 43  | 1  | 93    | 2.5  |

| Shots on Goal | 1st  | 2nd  | 3rd  | OT | Total | Avg. |
|---------------|------|------|------|----|-------|------|
| MINN          | 11.7 | 13.2 | 12.3 | 3  | 1381  | 37.3 |
| Opp.          | 8.7  | 8.6  | 8.8  | 6  | 971   | 26.2 |

## Playoff Memory....

On March 12-13, 1999, then-freshman goaltender Adam Hauser blanked the Alaska Anchorage Seawolves in the opening round of the WCHA Playoffs. Hauser stopped all 43 shots he faced during the weekend. In Friday's 4-0 win, Erik Wendell had a goal and an assist in a game that featured just two penalties. On Saturday, Rico Pagel scored with less than a minute to play in the first. Minnesota held the lead and advanced to the Final Five with a 1-0 victory.

## Series Note

In the only other first round meeting between Michigan Tech and Minnesota, the Golden Gophers swept the Huskies and advanced to the WCHA Final Four. In the first game, Minnesota need three third-period goals to thwart Michigan Tech's upset bid. The Golden Gophers trailed 3-2 before getting goals from Ken Gernander and Mike Muller, plus an empty-netter from Jason Miller. In the rematch, the Golden Gophers trailed 3-2 again before scoring four consecutive goals in the second period. Minnesota held off the Huskies and earned the sweep with a 6-5 win.

## Preseason Pub

### Grand Forks Herald WCHA Coaches Poll

|                        |    |
|------------------------|----|
| 1. North Dakota (6)    | 77 |
| 2. Wisconsin (3)       | 70 |
| 3. St. Cloud State (1) | 61 |
| Minnesota              | 61 |
| 5. Colorado College    | 54 |
| 6. Denver              | 37 |
| 7. MSU, Mankato        | 35 |
| 8. Alaska-Anchorage    | 23 |
| Minnesota-Duluth       | 23 |
| 10. Michigan Tech      | 9  |

### WCHA Preseason Player of the Year

Dany Heatley, Wisconsin

### WCHA Preseason Rookie of the Year

Connor James, Denver  
 Troy Riddle, Minnesota

## THE LAST TIME IT HAPPENED

### Minnesota Swept A Road Series:

February 9-10, 2001 @ MSU, Mankato (4-1, 3-1)

### Minnesota Was Swept In A Road Series:

December 1-2, 2000 @ Denver (4-0, 4-1)

### Minnesota Swept A Home Series:

Feb. 16-17, 2001 vs. Colorado College (6-1, 4-1)

### Minnesota Was Swept In A Home Series:

February 25-26, 2000 vs. Wisconsin (4-2, 5-4)

### Minnesota Shut Out An Opponent:

February 24, 2001 @ Minnesota-Duluth  
(Adam Hauser, 4-0)

### An Opponent Shut Out Minnesota:

December 1, 2000 @ Denver (Wade Dubielewicz, 4-0)

### Minnesota Player Scored A Hat Trick:

January 20, 2001 @ Wisconsin  
(Grant Potulny, 8-2 Minnesota win)

### Minnesota Player Scored A Pure Hat Trick:

February 26, 1999 @ Minnesota-Duluth  
(Wyatt Smith, 4-1 Minnesota win)

### An Opponent Scored A Hat Trick:

March 2, 2001 vs. St. Cloud State  
(Jon Cullen, three goals, 6-1, Minnesota loss)

### Minnesota Player Scored Four Goals In A Game:

February 27, 1999 @ Minnesota-Duluth  
(Reggie Berg, 10-7 Minnesota win)

### Minnesota Won When Trailing After Two Periods:

March 11, 2000 @ Colorado College in WCHA First Round (3-2 OT/trailing 1-0 heading into third period)

### Minnesota Had 50 or More Shots On Goal In A Game:

January 27, 2001 vs. Bemidji State  
(56 shots, 5-1 Minnesota win)

### Opponent Had 50 or More Shots On Goal In A Game:

January 31, 1997 @ North Dakota  
(51 shots, 6-4 Minnesota loss)

### Minnesota Player Scored A Shorthanded Goal:

March, 2001 vs. St. Cloud State  
(Jordan Leopold, first period, 6-1 loss)

### Minnesota Won In Overtime:

March 11, 2000 vs. Colorado College (3-2)

### Minnesota Lost In Overtime:

February 23, 2001 @ Minnesota-Duluth (5-4)

### Minnesota Tied In Overtime:

November 11, 2000 at North Dakota (5-5)

### Minnesota Scored 10 Goals Or More In A Game:

December 9 vs. Quinnipiac  
(11-2 Minnesota win)

### Opponent Scored 10 Goals Or More In A Game:

January 30, 1993 @ Michigan Tech  
(10-2 Minnesota loss)

## Career Game Highs

### #1 Adam Hauser

Goals Allowed: 0 (7 times, last 2/24/01 at UMD)  
Saves: 44 (10/22/99 vs. North Dakota)  
Saves %: 1.000 (7 times, last 2/24/01 at UMD)

### #2 Mark Nenovich

Goals: 1 (2 times, last 3/11/00 at CC)  
Assists: 1 (2 times, last 1/30/00 vs. MSU, Mank.)  
Points (Game): 2 (12/29/99 vs. Harvard)

### #3 Jordan Leopold

Goals: 2 (3 times, last 11/10/00 at UND)  
Assists: 3 (4 times, last 1/20/01 at Wis.)  
Points (Game): 4 (2 times, 1/20/01 at Wis.)

### #4 Dylan Mills

Goals: 2 (1/29/00 vs. MSU, Mankato)  
Assists: 2 (13 times, last 2/17/01 vs. CC)  
Points: 4 (1/29/00 vs. MSU, Mankato)

### #5 Jon Waibel

Goals: 1 (2/10/01 vs. MSU, Mankato)  
Assists: 1 (7 times, last 3/2/01 vs. SCSU)  
Points: 1 (8 times, last 3/2/01 vs. SCSU)

### #7 Erik Westrum

Goals: 3 (11/13/99 at Wisconsin)  
Assists: 4 (10/14/00 at Bemidji State)  
Points: 5 (10/14/00 at Bemidji State)

### #9 John Pohl

Goals: 3 (1/15/00 vs. Denver)  
Assists: 4 (1/14/00 vs. Denver)  
Points: 4 (3 times, last 1/15/00 vs. Denver)

### #10 Paul Martin

Goals: 1 (3 times, last 2/23/01 at UMD)  
Assists: 2 (2 times, last 2/24/01 at UMD)  
Points: 2 (5 times, last 2/24/01 at UMD)

### #11 Erik Wendell

Goals: 2 (2/2/01 vs. MTU)  
Assists: 1 (10 times, last 2/10/01 at MSU-M)  
Points: 2 (3 times, last 2/2/01 vs. MTU)

### #12 Matt Koalska

Goals: 1 (9 times, last 2/24/01 at UMD)  
Assists: 2 (2 times, last 2/2/01 vs. MTU)  
Points: 3 (2/2/01 vs. MTU)

### #15 Stuart Senden

Goals: 3 (12/9/00 vs. Quinnipiac)  
Assists: 2 (2 times, last 10/21/00 vs. UMD)  
Points: 3 (12/9/00 vs. Quinnipiac)

### #16 Nick Anthony

Goals: 1 (6 times, last 1/6/01 at UAA)  
Assists: 2 (12/9/00 vs. Quinnipiac)  
Points: 3 (12/9/00 vs. Quinnipiac)

### #18 Grant Potulny

Goals: 3 (1/20/01 at Wis.)  
Assists: 1 (8 times, last 3/3/01 at SCSU)  
Points: 3 (3 times, last 2/10/01 at MSU-M)

### #19 Matt DeMarchi

Goals: 1 (3 times, last 3/3/01 at SCSU)  
Assists: 2 (2 times, last 2/16/01 vs. CC)  
Points: 2 (3 times, last 2/16/01 vs. CC)

### #20 Joey Martin

Goals: n/a  
Assists: 1 (2 times, last 1/13/01 vs. UND)  
Points: n/a

### #21 Troy Riddle

Goals: 2 (2 times, last 2/17/01 vs. CC)  
Assists: 3 (1/20/01 at Wis.)  
Points: 3 (2 times, last 2/2/01 vs. MTU)

### #22 Jeff Taffe

Goals: 2 (1/29/00 vs. MSU, Mankato)  
Assists: 4 (2/18/00 at Michigan Tech)  
Points: 4 (2 times, last 1/20/01 at Wis.)

### #24 Ben Tharp

Goals: 1 (3 times, last 2/2/01 vs. MTU)  
Assists: 3 (2/18/00 at Michigan Tech)  
Points: 3 (2/18/00 at Michigan Tech)

### #25 Pat O'Leary

Goals: 2 (2 times, last 12/30/00 vs. LSSU)  
Assists: 1 (6 times, last 1/6/01 at UAA)  
Points: 2 (2 times, last 1/6/01 at UAA)

### #26 Nick Angell

Goals: 1 (6 times, last 12/30/00 vs. LSSU)  
Assists: 2 (12/10 at SCSU)  
Points: 2 (3 times, last 10/21/00 vs. UMD)

### #27 Aaron Miskovich

Goals: 2 (4 times, last 2/11/00 vs. CC)  
Assists: 4 (1/15/00 vs. Denver)  
Points: 4 (2 times, last 2/11/00 vs. CC)

### #28 Matt Leimbek

Goals: 2 (10/28 vs. UAA)  
Assists: 2 (2 times, last 1/29/99 vs. MTU)  
Points: 3 (1/29/99 vs. Michigan Tech)

### #34 Pete Samargia

Goals Allowed: 4 (3/4/00 at SCSU)  
Saves (Game): 35 (3/4/00 at SCSU)  
Saves%: .958 (1/27/01 vs. BSU)

## Did You Know?

**Minnesota and the NHL:** Fifty-six percent (14/25) of the Golden Gophers on this year's squad have been drafted by teams in the NHL, the highest percentage ever at Minnesota. Prior to the 1998-99 season, only 25 percent (7/28) of players on the roster had been chosen.

## WCHA Standings/Schedule

| Team (Overall Record, win %)     | GP | W  | L  | T | Pts | GF  | GA  | GDif |
|----------------------------------|----|----|----|---|-----|-----|-----|------|
| North Dakota (24-5-9, .750)      | 28 | 18 | 4  | 6 | 42  | 115 | 80  | +35  |
| St. Cloud State (27-8-1, .764)   | 28 | 20 | 8  | 0 | 40  | 111 | 69  | +42  |
| Minnesota (25-10-2, .703)        | 28 | 18 | 8  | 2 | 38  | 107 | 70  | +37  |
| Colorado College (22-11-1, .672) | 28 | 17 | 11 | 0 | 34  | 106 | 81  | +25  |
| Wisconsin (19-13-4, .583)        | 28 | 14 | 10 | 4 | 32  | 81  | 86  | -5   |
| Denver (19-13-4, .583)           | 28 | 14 | 11 | 3 | 31  | 84  | 78  | +6   |
| MSU, Mankato (19-16-1, .542)     | 28 | 13 | 14 | 1 | 27  | 91  | 99  | -8   |
| Michigan Tech (8-22-4, .294)     | 28 | 6  | 19 | 3 | 15  | 69  | 105 | -36  |
| Alaska Anchorage (7-22-5, .279)  | 28 | 4  | 20 | 4 | 12  | 61  | 104 | -43  |
| Minnesota-Duluth (6-26-4, .222)  | 28 | 3  | 22 | 3 | 9   | 68  | 121 | -53  |

## Season Highs/Lows Team

|   |  |
|---|--|
| <b>MOST GOALS/GAME</b>                    | (11) 12/9 vs. Quinnipiac   |
| <b>LEAST GOALS/GAME</b>                   | (0) 12/1 at Denver   |
| <b>MOST ASSISTS/GAME</b>                  | (15) 12/9 vs. Quinnipiac   |
| <b>LEAST ASSISTS/GAME</b>                 | (0) 12/1 at Denver   |
| <b>MOST GOALS AGAINST/GAME</b>            | (7) 11/10 at North Dakota  |
| <b>LEAST GOALS AGAINST/GAME</b>           | (0) three times, 2/24 at UMD   |
| <b>MOST ASSISTS AGAINST/GAME</b>          | (12) 11/10 at North Dakota   |
| <b>LEAST ASSISTS AGAINST/GAME</b>         | (0) three times, 2/24 at UMD   |
| <b>MOST GOALS/PERIOD</b>                  | (5) 11/10 at North Dakota - second period                              |
| <b>MOST GOALS AGAINST/PERIOD</b>          | (4) 11/10 at North Dakota - third period                               |
| <b>MOST POWER PLAY GOALS/GAME</b>         | (5) two times, 2/2 vs. Michigan Tech                                   |
| <b>MOST POWER PLAY GOALS ALLOWED/GAME</b> | (2) four times, last 12/30 vs. LSSU                                    |
| <b>MOST SHOTS ON GOAL/GAME</b>            | (56) 1/27 vs. Bemidji State  |
| <b>LEAST SHOTS ON GOAL/GAME</b>           | (26) 11/17 at SCSU   |
| <b>MOST SHOTS AGAINST/GAME</b>            | (40) two times, last 2/2 vs. Michigan Tech                             |
| <b>LEAST SHOTS AGAINST/GAME</b>           | (13) 10/20 vs. UMD   |
| <b>MOST SHOTS ON GOAL/PERIOD</b>          | (24) two times, last 11/3 vs. Wisconsin - second period                |
| <b>MOST SHOTS AGAINST/PERIOD</b>          | (16) two times, last 1/20 at Wisconsin - first period                  |
| <b>MOST PENALTIES/GAME</b>                | (21) two times, last 2/2 vs. Michigan Tech                             |
| <b>LEAST PENALTIES/GAME</b>               | (2) two times, last 1/23 vs. Brown                                     |
| <b>MOST PIM/GAME</b>                      | (66) 2/2 vs. Michigan Tech   |
| <b>LEAST PIM/GAME</b>                     | (4) two times, last 1/23 vs. Brown                                     |
| <b>MOST OPP. PENALTIES/GAME</b>           | (26) 2/2 vs. Michigan Tech   |
| <b>LEAST OPP. PENALTIES/GAME</b>          | (2) 10/27 vs. Alaska-Anchorage   |
| <b>MOST OPP. PIM/GAME</b>                 | (76) 2/2 vs. Michigan Tech   |
| <b>LEAST OPP. PIM/GAME</b>                | (4) 10/27 vs. Alaska-Anchorage   |
| <b>QUICKEST TWO GOALS</b>                 | (0:14) 11/10 at North Dakota - second period (Taffe, Koalska)          |
| <b>QUICKEST THREE GOALS</b>               | (1:17) 11/10 at North Dakota - second period (Leopold, Taffe, Koalska) |

## Individual

|                           |   |
|---------------------------|---|
| <b>GOALS/GAME</b>         | (3) two times, last Grant Potulny, 1/20 at Wisconsin                      |
| <b>GOALS/PERIOD</b>       | (2) six times, last Grant Potulny, 1/27 vs. Brown - third period          |
| <b>ASSISTS/GAME</b>       | (4) Erik Westrum, 10/14 at Bemidji State                                  |
| <b>ASSISTS/PERIOD</b>     | (2) 16 times, last John Pohl, 2/17 vs. C.C. - second period               |
| <b>POINTS/GAME</b>        | (5) Erik Westrum, 10/14 at Bemidji State                                  |
| <b>POINTS/PERIOD</b>      | (3) three times, last Matt Koalska, 2/2 vs. Michigan Tech - second period |
| <b>PENALTIES/GAME</b>     | (7) Matt DeMarchi, 2/2 vs. Michigan Tech                                  |
| <b>PIM/GAME</b>           | (22) Matt DeMarchi, 2/2 vs. Michigan Tech                                 |
| <b>SHOTS ON GOAL/GAME</b> | (9) Jordan Leopold, 12/29 vs. Union                                       |
| <b>SAVES/GAME</b>         | (37) Adam Hauser, 2/2 vs. Michigan Tech                                   |

**Tell-Tale Signs:** In Minnesota's 25 victories, the Golden Gophers capitalized on 32.9 percent of their power-play opportunities (51-of-155), while opponents were at 7.4 percent (10-of-136). In Minnesota's 10 losses, the power-play is clicking at just 3.9 percent (2-of-51), while opponents are at 17.6 percent (9-of-51).

**High-Flying Offense:** Minnesota's eight goals against Michigan Tech on Feb. 2 marked the fifth occasion that the team had eight or more goals in a contest. That is the most for the Golden Gophers since the team had six in the 1991-92 campaign.

### CAREER GOALS - CURRENT PLAYERS

|                 |    |
|-----------------|----|
| Erik Westrum    | 66 |
| Aaron Miskovich | 43 |
| John Pohl       | 42 |
| Jordan Leopold  | 25 |
| Stuart Senden   | 21 |
| Jeff Taffe      | 21 |
| Grant Potulny   | 19 |
| Erik Wendell    | 16 |
| Troy Riddle     | 14 |
| Dylan Mills     | 12 |
| Pat O'Leary     | 11 |
| Matt Koalska    | 10 |
| Matt Leimbek    | 9  |
| Nick Anthony    | 7  |
| Matt DeMarchi   | 5  |
| Nick Angell     | 6  |
| Ben Tharp       | 3  |
| Paul Martin     | 3  |
| Mark Nenovich   | 2  |
| Jon Waibel      | 1  |

### CAREER ASSISTS - CURRENT PLAYERS

|                 |    |
|-----------------|----|
| Erik Westrum    | 93 |
| John Pohl       | 72 |
| Jordan Leopold  | 65 |
| Dylan Mills     | 62 |
| Aaron Miskovich | 46 |
| Jeff Taffe      | 33 |
| Matt Leimbek    | 19 |
| Nick Angell     | 19 |
| Stuart Senden   | 18 |
| Ben Tharp       | 15 |
| Matt DeMarchi   | 15 |
| Troy Riddle     | 14 |
| Nick Anthony    | 13 |
| Paul Martin     | 13 |
| Grant Potulny   | 12 |
| Erik Wendell    | 11 |
| Matt Koalska    | 11 |
| Pat O'Leary     | 7  |
| Jon Waibel      | 7  |
| Mark Nenovich   | 2  |
| Joey Martin     | 2  |

### CAREER POINTS - CURRENT PLAYERS

|                 |     |
|-----------------|-----|
| Erik Westrum    | 159 |
| John Pohl       | 114 |
| Jordan Leopold  | 90  |
| Aaron Miskovich | 88  |
| Dylan Mills     | 73  |
| Jeff Taffe      | 52  |
| Stuart Senden   | 39  |
| Grant Potulny   | 29  |
| Matt Leimbek    | 28  |
| Troy Riddle     | 28  |
| Erik Wendell    | 27  |
| Nick Angell     | 25  |
| Nick Anthony    | 20  |
| Matt Koalska    | 20  |
| Matt DeMarchi   | 19  |
| Ben Tharp       | 18  |
| Pat O'Leary     | 18  |
| Paul Martin     | 16  |
| Jon Waibel      | 8   |
| Mark Nenovich   | 4   |
| Joey Martin     | 2   |

### CAREER GAMES - CURRENT PLAYERS

|                 |     |
|-----------------|-----|
| Erik Westrum    | 155 |
| Dylan Mills     | 154 |
| Aaron Miskovich | 146 |
| Stuart Senden   | 136 |
| John Pohl       | 115 |
| Jordan Leopold  | 114 |
| Matt Leimbek    | 112 |
| Adam Hauser     | 112 |
| Nick Angell     | 106 |
| Erik Wendell    | 101 |
| Pat O'Leary     | 74  |
| Matt DeMarchi   | 73  |
| Jeff Taffe      | 72  |
| Ben Tharp       | 64  |
| Nick Anthony    | 62  |
| Mark Nenovich   | 51  |
| Matt Koalska    | 37  |
| Grant Potulny   | 37  |
| Jon Waibel      | 37  |
| Paul Martin     | 33  |
| Troy Riddle     | 33  |
| Joey Martin     | 17  |
| Chad Roberg     | 6   |



## Goal Breakdown

|                              | MN | OPP |
|------------------------------|----|-----|
| 5-on-5                       | 85 | 62  |
| 5-on-4                       | 50 | 19  |
| 6-on-5                       | 0  | 0   |
| 4-on-5                       | 8  | 5   |
| 4-on-4                       | 5  | 4   |
| 5-on-3                       | 4  | 1   |
| 4-on-3                       | 2  | 0   |
| Power Play                   | 56 | 20  |
| Shorthanded                  | 8  | 5   |
| Empty Net                    | 4  | 1   |
| First Minute of Game         | 2  | 1   |
| First 2 Minutes of Game      | 5  | 2   |
| First 5 Minutes of Game      | 9  | 5   |
| First 10 Minutes of Game     | 14 | 8   |
| First Goal of Game           | 24 | 13  |
| First Minute of Period       | 8  | 1   |
| Last Minute of Period        | 4  | 2   |
| Last Minute of Game          | 5  | 0   |
| Last 5 Minutes of Game       | 11 | 5   |
| To Tie Game – Last 5 Minutes | 1  | 1   |
| To Win Game – Last 5 Minutes | 1  | 1   |
| Unassisted                   | 10 | 8   |
| One Assist                   | 51 | 31  |
| Two Assists                  | 94 | 51  |
| Home                         | 90 | 44  |
| Road                         | 56 | 44  |
| Neutral                      | 7  | 3   |
| Overtime                     | 0  | 1   |

### GOAL SCORED AFTER OPPONENTS' GOAL

|                       | MN | OPP |
|-----------------------|----|-----|
| Less Than One Minute  | 4  | 2   |
| One To Three Minutes  | 11 | 7   |
| Three To Five Minutes | 1  | 1   |

## Stats By Class

|               | G-A--Pts   | P/M     | PP | SH | GW |
|---------------|------------|---------|----|----|----|
| Senior (5)    | 44-67--111 | 86/191  | 10 | 6  | 7  |
| Junior (5)    | 41-63--104 | 81/186  | 18 | 1  | 6  |
| Sophomore (7) | 21-44--65  | 100/232 | 4  | 0  | 5  |
| Freshman (6)  | 47-58--105 | 67/153  | 23 | 1  | 7  |

## Drafted Golden Gophers

| Player          | Organization |
|-----------------|--------------|
| Matt DeMarchi   | New Jersey   |
| Adam Hauser     | Edmonton     |
| Matt Koalska    | Nashville    |
| Jordan Leopold  | Calgary      |
| Joey Martin     | Chicago      |
| Paul Martin     | New Jersey   |
| Aaron Miskovich | Colorado     |
| Pat O'Leary     | Phoenix      |
| John Pohl       | St. Louis    |
| Grant Potulny   | Ottawa       |
| Troy Riddle     | St. Louis    |
| Jeff Taffe      | St. Louis    |
| Erik Wendell    | Washington   |
| Erik Westrum    | Phoenix      |

## multiple-point games (season/career)

| Player (Games)         | Last Time                       | Record         |
|------------------------|---------------------------------|----------------|
| Erik Westrum (14/40)   | 2/16/01 vs. C.C. (1g, 2a)       | 13-0-1/24-13-3 |
| John Pohl (11/31)      | 2/16/01 vs. C.C. (2a)           | 10-0-1/24-6-1  |
| Jordan Leopold (10/17) | 2/16/01 vs. C.C. (1g, 2a)       | 8-1-1/11-5-2   |
| Grant Potulny (9/9)    | 2/9/01 vs. MSU-M (1g, 2a)       | 8-0-1/8-0-1    |
| Jeff Taffe (8/12)      | 2/17/01 vs. C.C. (2a)           | 5-2-1/8-3-1    |
| Troy Riddle (8/8)      | 2/24/01 at UMD (2a)             | 8-0-0/8-0-0    |
| Matt Koalska (6/6)     | 2/2/01 at MTU (1g, 2a)          | 6-0-0/6-0-0    |
| Dylan Mills (5/18)     | 2/17/01 vs. C.C. (2a)           | 5-0-0/14-4-0   |
| Aaron Miskovich (5/18) | 2/16/01 vs. C.C. (1g, 1a)       | 5-0-0/14-3-1   |
| Paul Martin (5/5)      | 2/24/01 at UMD (2a)             | 4-1-0/4-1-0    |
| Stuart Senden (2/6)    | 12/9/00 vs. Quinnipiac (3g)     | 2-0-0/4-2-0    |
| Ben Tharp (2/4)        | 12/30/00 vs LSSU (2a)           | 2-0-0/4-0-0    |
| Nick Anthony (2/3)     | 12/9/00 vs. Quinnipiac (1g, 2a) | 2-0-0/3-0-0    |
| Pat O'Leary (2/3)      | 1/6/01 at UAA (1g, 1a)          | 2-0-0/3-0-0    |
| Matt DeMarchi (2/3)    | 2/16/01 vs. C.C. (2a)           | 2-0-0/3-0-0    |
| Matt Leimbek (1/4)     | 10/28/00 vs. UAA (2g)           | 0-0-1/2-1-1    |
| Nick Angell (1/3)      | 10/21/00 vs. UMD (1g, 1a)       | 1-0-0/2-1-0    |
| Erik Wendell (1/3)     | 2/2/01 at MTU (2g)              | 1-0-0/3-0-0    |
| Mark Nenovich (0/1)    | 12/29/99 vs. Harvard (1g, 1a)   | 0-0-0/1-0-0    |

## multiple-goal games (season/career)

| Player (Games)        | Last Time                     | Record      |
|-----------------------|-------------------------------|-------------|
| Erik Westrum (4/13)   | 2/3/01 at MTU (2g)            | 4-0-0/7-5-1 |
| John Pohl (3/6)       | 2/10/01 vs. MSU-M (2g)        | 3-0-0/6-0-0 |
| Grant Potulny (3/3)   | 1/23/01 vs. Brown (2g)        | 3-0-0/3-0-0 |
| Troy Riddle (2/2)     | 2/17/01 vs. C.C. (2g)         | 2-0-0/2-0-0 |
| Stuart Senden (1/3)   | 12/9/00 vs. Quinnipiac (3g)   | 1-0-0/2-1-0 |
| Jordan Leopold (1/3)  | 11/10/00 at North Dakota (2g) | 0-1-0/1-2-0 |
| Pat O'Leary (1/2)     | 12/30/00 vs. LSSU (2g)        | 1-0-0/2-0-0 |
| Matt Leimbek (1/1)    | 10/28/00 vs. UAA (2g)         | 0-0-1/0-0-1 |
| Erik Wendell (1/1)    | 2/2/01 at MTU (2g)            | 1-0-0/1-0-0 |
| Aaron Miskovich (0/4) | 2/13/00 vs. CC (2g)           | 0-0-0/4-0-0 |
| Dylan Mills (0/1)     | 1/29/00 vs. MSU (2g)          | 0-0-0/0-1-0 |
| Jeff Taffe (0/1)      | 1/29/00 vs. MSU (2g)          | 0-0-0/0-1-0 |

## WCHA Freshmen Scoring

| Rk. | Team                     | Fr. Scoring | Leader                    |
|-----|--------------------------|-------------|---------------------------|
| 1.  | Minnesota                | 47-58--105  | Grant Potulny (19-11--30) |
| 2.  | Denver                   | 26-60--86   | Connor James (8-18--26)   |
| 3.  | Colorado College         | 31-43--74   | Peter Sejna (23-24--47)   |
| 4.  | Minnesota State, Mankato | 22-35--57   | Tim Jackman (11-14--25)   |
| 5.  | Michigan Tech            | 17-38--55   | Justin Brown (3-13--16)   |
| 6.  | North Dakota             | 23-22--45   | David Lundbohm (8-7--15)  |
| 7.  | St. Cloud State          | 12-23--35   | Matt Hendricks (3-9--12)  |
| 8.  | Alaska Anchorage         | 14-24--38   | Pete Talafous (8-8--16)   |
| 9.  | Wisconsin                | 11-19--30   | Dan Boeser (4-9--13)      |
| 10. | Minnesota-Duluth         | 8-16--23    | Junior Lessard (4-7--11)  |

## Record When Having a Point

| Player          | No. of Games | Record        |
|-----------------|--------------|---------------|
| Erik Westrum    | 30 of 37     | 24-4-2 (.833) |
| Jordan Leopold  | 28 of 37     | 21-5-2 (.786) |
| Johnny Pohl     | 24 of 33     | 19-3-2 (.833) |
| Jeff Taffe      | 19 of 33     | 15-3-1 (.816) |
| Troy Riddle     | 18 of 33     | 17-0-1 (.972) |
| Aaron Miskovich | 18 of 36     | 13-5-0 (.722) |
| Grant Potulny   | 18 of 37     | 16-1-1 (.917) |
| Dylan Mills     | 16 of 37     | 13-2-1 (.844) |
| Matt Koalska    | 14 of 37     | 10-4-0 (.714) |
| Paul Martin     | 11 of 33     | 9-2-0 (.818)  |
| Matt DeMarchi   | 11 of 35     | 10-1-0 (.909) |
| Nick Anthony    | 9 of 29      | 8-1-0 (.889)  |
| Jon Waibel      | 8 of 37      | 7-1-0 (1.000) |
| Stuart Senden   | 7 of 29      | 3-4-0 (.429)  |
| Pat O'Leary     | 7 of 34      | 3-3-1 (.500)  |
| Nick Angell     | 6 of 33      | 6-0-0 (1.000) |
| Erik Wendell    | 6 of 29      | 5-1-0 (.833)  |
| Ben Tharp       | 4 of 34      | 4-0-0 (1.000) |
| Matt Leimbek    | 4 of 21      | 3-1-0 (.750)  |
| Joey Martin     | 2 of 18      | 2-0-0 (1.000) |

## milestones

| Player/Team    | Needs....   |
|----------------|---|
| Erik Westrum   | <ul style="list-style-type: none"> <li>• 7 goals to move into 16th place all-time (73)</li> <li>• 11 assists to move into 13th place all-time (104)</li> <li>• 2 points to move into 16th place all-time (161)</li> </ul>   |
| Jordan Leopold | <ul style="list-style-type: none"> <li>• 3 points to tie for 6th for defenseman scoring in a single-season (46)</li> <li>• 3 assists to tie for 8th for assists by a defenseman in a single-season (35)</li> </ul>  |
| Matt DeMarchi  | <ul style="list-style-type: none"> <li>• 7 penalty minutes to tie for 3rd in a single-season (133)</li> <li>• 4 penalties to tie for 4th in a single-season (55)</li> </ul>   |
| Grant Potulny  | <ul style="list-style-type: none"> <li>• 1 power-play goal to tie for 4th in a single-season (15)</li> <li>• 2 goals to tie for 7th for freshman goal-scoring in a single-season (21)</li> <li>• 1 game-winning goal to tie for 3rd in a single-season (6)</li> </ul> |
| Minnesota      | <ul style="list-style-type: none"> <li>• 9 goals to tie for fifth for goals scored in a single season (239)</li> </ul>  |

## Month-By-Month

| Month         | Home          | Away         | WCHA           | Overall        |
|---------------|---------------|--------------|----------------|----------------|
| October       | 3-0-1         | 1-0-0        | 3-0-1          | 5-0-1          |
| November      | 3-2-0         | 1-1-1        | 4-1-1          | 4-3-1          |
| December      | 3-0-0         | 0-2-0        | 0-2-0          | 3-2-0          |
| January       | 3-1-0         | 3-1-0        | 4-2-0          | 6-2-0          |
| February      | 4-0-0         | 3-1-0        | 7-1-0          | 7-1-0          |
| March         | 0-1-0         | 0-1-0        | 0-2-0          | 0-2-0          |
| <b>Totals</b> | <b>16-4-1</b> | <b>8-6-1</b> | <b>18-10-2</b> | <b>25-10-2</b> |

| Month             | GF         | GA         | PP          | PK          |
|-------------------|------------|------------|-------------|-------------|
| October (6 games) | 5.5        | 2.2        | 44.4        | 83.1        |
| November (8)      | 3.5        | 3.0        | 23.8        | 83.3        |
| December (5)      | 4.0        | 3.2        | 17.2        | 72.7        |
| January (8)       | 3.9        | 2.0        | 32.5        | 97.5        |
| February (8)      | 4.8        | 1.6        | 26.3        | 95.9        |
| March (2)         | 1.5        | 5.5        | 0.0         | 83.3        |
| <b>Totals</b>     | <b>4.1</b> | <b>2.5</b> | <b>26.3</b> | <b>89.8</b> |

## Records Watch

### VICTORIES

| Rk. | Player       | Wins | Years        |
|-----|--------------|------|--------------|
| 1.  | Robb Stauber | 73   | 1986-89      |
| 2.  | John Blue    | 64   | 1984-87      |
| 3.  | Adam Hauser  | 59   | 1998-present |

### GAMES PLAYED

| Rk. | Player       | GP  | Years        |
|-----|--------------|-----|--------------|
| 1.  | Adam Hauser  | 112 | 1998-present |
| 2.  | Robb Stauber | 98  | 1986-89      |
| 3.  | Three tied   | 96  |              |

### MINUTES PLAYED

| Rk. | Player       | MP    | Years        |
|-----|--------------|-------|--------------|
| 1.  | Adam Hauser  | 6,575 | 1998-present |
| 2.  | Robb Stauber | 5,717 | 1986-89      |
| 3.  | Steve DeBus  | 5,490 | 1995-98      |

### SAVES

| Rk. | Player         | Saves | Years        |
|-----|----------------|-------|--------------|
| 1.  | Adam Hauser    | 2,842 | 1998-present |
| 2.  | Steve Janaszak | 2,639 | 1975-79      |
| 3.  | Robb Stauber   | 2,553 | 1986-89      |

### SAVE PERCENTAGE

| Rk. | Player           | SV % | Years        |
|-----|------------------|------|--------------|
| 1.  | Jim Mattson      | .906 | 1951-54      |
|     | Robb Stauber     | .906 | 1986-89      |
| 3.  | Murray McLachlin | .902 | 1967-70      |
| 4.  | Adam Hauser      | .896 | 1998-present |

### GOALS-AGAINST-AVERAGE

| Rk. | Player       | GAA  | Years        |
|-----|--------------|------|--------------|
| 1.  | Jim Mattson  | 2.48 | 1951-54      |
| 2.  | Robb Stauber | 2.77 | 1986-89      |
| 3.  | Adam Hauser  | 3.01 | 1998-present |

## Month-By-Month

| No. | Player          | Oct.              | Nov.              | Dec.               | Jan.              | Feb.              | March                  | Total               |
|-----|-----------------|-------------------|-------------------|--------------------|-------------------|-------------------|------------------------|---------------------|
| 1   | Adam Hauser     | 5-0-1, 2.14, .889 | 4-3-1, 2.86, .911 | 3-2-0, 2.86, .862  | 5-2-0, 2.22, .916 | 7-1-0, 1.62, .944 | 0-2-0, 6.35, .776      | 24-10-2, 2.56, .903 |
| 2   | Mark Nenovich   | 0-0--0 (0)        | 0-0--0 (6)        | 0-0--0 (2)         | 0-0--0 (2)        | 0-0-0 (0)         | 0-0--0 (0)             | 0-0--0 (10)         |
| 3   | Jordan Leopold  | 2-7--9 (6)        | 3-7--10 (8)       | 0-4--4 (5)         | 3-5--8 (8)        | 3-7--10 (8)       | 1-1--2 (2)             | 12-31--43 (37)      |
| 4   | Dylan Mills     | 0-3--3 (6)        | 0-4--4 (8)        | 1-3--4 (5)         | 0-5--5 (8)        | 0-5--5 (8)        | 0-0--0 (2)             | 1-20--21 (37)       |
| 5   | Jon Waibel      | 0-1--1 (6)        | 0-1--1 (8)        | 0-0--0 (5)         | 0-3--3 (8)        | 1-1--2 (8)        | 0-1--1 (2)             | 1-7--8 (37)         |
| 7   | Erik Westrum    | 6-7--13 (6)       | 4-5--9 (8)        | 4-2--6 (5)         | 2-4--6 (8)        | 7-10--17 (8)      | 0-1--1 (2)             | 23-29--52 (37)      |
| 9   | John Pohl       | 1-5--6 (6)        | 6-4--10 (8)       | 2-2--4 (5)         | 3-3--6 (4)        | 4-7--11 (8)       | 0-0--0 (2)             | 16-21--37 (33)      |
| 10  | Paul Martin     | 0-0--0 (6)        | 0-1--1 (8)        | 1-1--2 (3)         | 1-5--6 (6)        | 1-6--7 (8)        | 0-0--0 (2)             | 3-13--16 (33)       |
| 11  | Erik Wendell    | 1-0--1 (6)        | 1-0--1 (3)        | 0-0--0 (2)         | 0-1--1 (8)        | 3-1--4 (8)        | 0-0--0 (2)             | 5-2--7 (29)         |
| 12  | Matt Koalska    | 2-2--4 (6)        | 2-1--3 (8)        | 0-4--4 (5)         | 4-1--5 (8)        | 2-3--5 (8)        | 0-0--0 (2)             | 10-11--21 (37)      |
| 14  | Chad Roberg     | 0-0--0 (0)        | 0-0--0 (3)        | 0-0--0 (1)         | 0-0--0 (2)        | 0-0--0 (0)        | 0-0--0 (0)             | 0-0--0 (6)          |
| 15  | Stuart Senden   | 0-2--2 (4)        | 1-0--1 (2)        | 4-0--1 (5)         | 0-1--1 (8)        | 0-2--2 (8)        | 0-0--0 (2)             | 5-5--10 (29)        |
| 16  | Nick Anthony    | 0-4--4 (6)        | 1-1--1 (4)        | 1-2--3 (5)         | 1-1--2 (6)        | 0-1--1 (6)        | 0-0--0 (2)             | 3-9--12 (29)        |
| 18  | Grant Potulny   | 3-2--5 (6)        | 2-1--3 (8)        | 2-3--5 (5)         | 7-2--9 (8)        | 5-2--7 (8)        | 0-1--1 (2)             | 19-11--30 (37)      |
| 19  | Matt DeMarchi   | 1-3--4 (6)        | 0-1--1 (6)        | 1-0--1 (5)         | 1-0--1 (8)        | 0-5--5 (8)        | 1-0--1 (2)             | 4-9--13 (35)        |
| 20  | Joey Martin     | 0-0--0 (0)        | 0-0--0 (3)        | 0-1--1 (3)         | 0-1--1 (8)        | 0-0--0 (2)        | 0-0--0 (1)             | 0-2--2 (17)         |
| 21  | Troy Riddle     | 6-1--7 (6)        | 2-1--3 (8)        | 1-0--1 (3)         | 1-6--7 (6)        | 4-6--10 (8)       | 0-0--0 (2)             | 14-14--28 (33)      |
| 22  | Jeff Taffe      | 2-4--6 (6)        | 3-6--9 (8)        | 0-3--3 (3)         | 4-5--9 (6)        | 2-5--7 (8)        | 0-0--0 (2)             | 11-23--34 (33)      |
| 24  | Ben Tharp       | 2-1--3 (6)        | 0-0--0 (5)        | 0-2--0 (5)         | 0-0--0 (8)        | 1-0--1 (8)        | 0-0--0 (1)             | 3-3--6 (33)         |
| 25  | Pat O'Leary     | 1-0--1 (5)        | 0-2--2 (7)        | 2-0--0 (5)         | 1-2--3 (8)        | 1-0--1 (8)        | 0-0--0 (1)             | 5-4--9 (33)         |
| 26  | Nick Angell     | 1-2--3 (6)        | 0-1--1 (8)        | 1-1--2 (5)         | 0-0--0 (4)        | 0-1--1 (8)        | 0-0--0 (2)             | 2-5--7 (33)         |
| 27  | Aaron Miskovich | 2-1--3 (6)        | 3-2--5 (8)        | 0-1--1 (5)         | 3-2--5 (8)        | 4-4--8 (8)        | 0-1--1 (2)             | 12-10--22 (36)      |
| 28  | Matt Leimbek    | 3-0--3 (3)        | 0-2--2 (8)        | 0-0--0 (5)         | 0-0--0 (4)        | 0-0--0 (0)        | 0-0--0 (1)             | 3-2--5 (22)         |
| 34  | Pete Samargia   | 0-0-0, 0.00, .000 | 0-0-0, 0.00, .000 | 0-0-0, 0.00, 1.000 | 1-0-0, 0.81, .917 | 0-0-0, 0.00, .000 | 0-0-0, 0.00, 1.000 (1) | 1-0-0, 0.55, .976   |

## fall signings announced

**Keith Ballard**, a 5'11", 200-pound defenseman from Baudette, Minn., is spending this season with the Omaha Lancers in the United States Hockey League. This season through 42 games with the Lancers, he ranks third on the team in scoring with 17 goals and 18 assists for 35 points. Ballard played last season in the United States Junior Development program in Ann Arbor, Mich. He had 12 goals and 21 assists in 58 games and led all defensemen in scoring.

**Mike Erickson** is a 6'2", 180-pound forward from Eden Prairie High School in Eden Prairie, Minn. Erickson was an All-State, All-Metro and All-Conference selection during his junior season. He led the State Class AA in scoring with 38 goals and 25 assists for 63 points. A two-year letterwinner and team MVP last year, Erickson has amassed career totals of 62 goals, 43 assists and 105 points. He is also the starting quarterback for the Eden Prairie football team which won the 2000 state title.

**Jake Fleming**, a 5'9", 170-pound center from Osseo, Minn., is spending this season with the Omaha Lancers in the United States Hockey League. He has tallied 10 goals and 20 assists through 42 games this season with the Lancers. Fleming played last season in the United States Junior Development program in Ann Arbor, Mich. He had nine goals and 18 assists, which ranked sixth on the team. Fleming also spent time with the team during the 1998-99 season.

**Garrett Smaagaard**, a 5'11", 165-pound forward from Eden Prairie High School in Eden Prairie, Minn., joins teammate Mike Erickson in signing with the Golden Gophers. Smaagaard earned All-Metro and All-Conference laurels during his junior campaign and tallied 22 goals and 36 assists for 58 points. A two-year letterwinner, he has career totals of 41 goals, 60 assists and 101 points. Smaagaard is also a starting defensive back and wide receiver for the Eden Prairie football team which finished the 2000 season unbeaten and won the state title.

**Barry Tallackson** is a 6'4", 192-pound forward from St. Paul, Minn., who is playing with the United States Junior Development program in Ann Arbor, Mich. He leads the team with 12 goals in 23 games this season. Tallackson has spent two years in Ann Arbor and tallied 14 goals and six assists in 53 games last season. He played at St. Paul Johnson as a sophomore.

**Travis Weber**, a 5'11", 205-pound goaltender from Hibbing, Minn., is playing with the United States Junior Development program. Last year, he posted a team-best 2.73 goals-against-average and .894 save percentage in Ann Arbor, Mich. This season, Weber was in goal as the team defeated then-sixth ranked Michigan State 6-4.

## 2000-01 Minnesota Schedule/Results

| <u>Date</u> | <u>Opponent</u>                  | <u>Result</u> | <u>MN/OPP</u><br><u>Shots</u> | <u>MN/OPP</u><br><u>Power-Play</u> | <u>MN/OPP</u><br><u>Penalties</u> | <u>Goaltender</u> | <u>Attend.</u> |
|-------------|----------------------------------|---------------|-------------------------------|------------------------------------|-----------------------------------|-------------------|----------------|
| 10/7        | vs. Notre Dame                   | W 7-3         | 31-18                         | 3-5/0-6                            | 21-42/20-51                       | Hauser 1-0-0      | 18,064         |
| 10/14       | at Bemidji State                 | W 9-3         | 54-16                         | 3-6/1-5                            | 7-14/7-14                         | Hauser 2-0-0      | 2,358          |
| 10/20       | MINNESOTA-DULUTH*                | W 3-1         | 33-13                         | 2-7/0-5                            | 6-12/8-16                         | Hauser 3-0-0      | 9,749          |
| 10/21       | MINNESOTA-DULUTH*                | W 9-2         | 43-30                         | 4-6/1-8                            | 17-42/14-36                       | Hauser 4-0-0      | 9,731          |
| 10/27       | ALASKA ANCHORAGE*                | W 3-1         | 34-23                         | 1-2/0-2                            | 2-4/2-4                           | Hauser 5-0-0      | 9,322          |
| 10/28       | ALASKA ANCHORAGE*                | T 3-3         | 44-17                         | 0-3/0-2                            | 4-8/5-10                          | Hauser 5-0-1      | 9,339          |
| 11/3        | WISCONSIN*                       | W 4-0         | 51-31                         | 1-8/0-7                            | 11-22/13-34                       | Hauser 6-0-1      | 9,851          |
| 11/4        | WISCONSIN*                       | W 5-2         | 40-38                         | 3-8/0-6                            | 14-44/17-45                       | Hauser 7-0-1      | 9,878          |
| 11/10       | at North Dakota*                 | L 5-7         | 42-40                         | 1-3/2-5                            | 9-18/8-16                         | Hauser 7-1-1      | 6,067          |
| 11/11       | at North Dakota*                 | T 5-5         | 36-33                         | 3-4/1-5                            | 10-20/9-18                        | Hauser 7-1-2      | 6,067          |
| 11/17       | at St. Cloud State*              | W 2-0         | 29-25                         | 0-8/0-6                            | 11-22/14-47                       | Hauser 8-1-2      | 6,685          |
| 11/18       | ST. CLOUD STATE*                 | W 4-3         | 32-35                         | 2-5/2-7                            | 11-38/7-22                        | Hauser 9-1-2      | 9,826          |
| 11/24       | MICHIGAN STATE                   | L 2-3         | 27-31                         | 0-2/1-4                            | 5-10/3-6                          | Hauser 9-2-2      | 9,850          |
| 11/25       | MICHIGAN                         | L 1-4         | 34-26                         | 0-4/1-2                            | 3-6/5-10                          | Hauser 9-3-2      | 9,767          |
| 12/1        | at Denver*                       | L 0-4         | 33-20                         | 0-9/1-7                            | 7-14/9-18                         | Hauser 9-4-2      | 3,514          |
| 12/2        | at Denver*                       | L 1-4         | 29-20                         | 0-3/2-6                            | 6-12/3-6                          | Hauser 9-5-2      | 4,275          |
| 12/9        | QUINNIPIAC                       | W 11-2        | 45-17                         | 2-5/0-3                            | 3-6/5-10                          | Hauser 10-5-2     | 9,195          |
| 12/29       | UNION                            | W 3-2         | 48-15                         | 1-7/1-4                            | 13-34/16-40                       | Hauser 11-5-2     | 9,022          |
| 12/30       | LAKE SUPERIOR STATE              | W 5-4         | 26-23                         | 2-5/2-2                            | 5-10/8-16                         | Hauser 12-5-2     | 9,440          |
| 1/5         | at Alaska Anchorage*             | W 3-1         | 30-27                         | 3-5/0-6                            | 11-22/11-30                       | Hauser 13-5-2     | 4,069          |
| 1/6         | at Alaska Anchorage*             | W 4-2         | 27-28                         | 0-2/0-2                            | 4-8/4-8                           | Hauser 14-5-2     | 4,196          |
| 1/12        | NORTH DAKOTA*                    | L 1-4         | 30-26                         | 0-6/0-5                            | 6-12/7-14                         | Hauser 14-6-2     | 9,857          |
| 1/13        | NORTH DAKOTA*                    | W 5-1         | 35-21                         | 1-4/0-6                            | 11-33/9-29                        | Hauser 15-6-2     | 9,855          |
| 1/19        | at Wisconsin*                    | L 2-4         | 36-34                         | 0-5/0-6                            | 9-18/8-16                         | Hauser 15-7-2     | 12,698         |
| 1/20        | at Wisconsin*                    | W 8-2         | 44-36                         | 5-8/1-7                            | 9-18/10-20                        | Hauser 16-7-2     | 15,237         |
| 1/23        | BROWN                            | W 3-1         | 33-18                         | 2-4/0-2                            | 2-4/4-8                           | Hauser 17-7-2     | 9,137          |
| 1/27        | BEMIDJI STATE                    | W 5-1         | 56-24                         | 2-6/0-6                            | 7-14/8-16                         | Samargia 1-0-0    | 9,709          |
| 2/2         | MICHIGAN TECH*                   | W 8-3         | 34-40                         | 5-10/1-6                           | 21-66/26-76                       | Hauser 18-7-2     | 9,468          |
| 2/3         | MICHIGAN TECH*                   | W 5-1         | 34-28                         | 2-5/0-4                            | 4-8/5-10                          | Hauser 19-7-2     | 9,663          |
| 2/9         | at MSU, Mankato*                 | W 4-1         | 38-29                         | 2-5/0-8                            | 13-26/10/20                       | Hauser 20-7-2     | 4,931          |
| 2/10        | at MSU, Mankato*                 | W 3-1         | 41-23                         | 1-8/0-7                            | 10-20/11-22                       | Hauser 21-7-2     | 4,912          |
| 2/16        | COLORADO COLLEGE*                | W 6-1         | 35-30                         | 1-8/0-7                            | 8-16/10-20                        | Hauser 22-7-2     | 9,819          |
| 2/17        | COLORADO COLLEGE*                | W 4-1         | 43-22                         | 2-7/1-5                            | 6-12/8-16                         | Hauser 23-7-2     | 9,856          |
| 2/23        | at Minnesota-Duluth*             | L 4-5 (ot)    | 32-38                         | 1-3/0-4                            | 8-16/7-14                         | Hauser 23-8-2     | 5,378          |
| 2/24        | at Minnesota-Duluth*             | W 4-0         | 49-23                         | 1-10/0-8                           | 19-46/21-50                       | Hauser 24-8-2     | 5,392          |
| 3/2         | ST. CLOUD STATE*                 | L 1-6         | 38-22                         | 0-8/1-6                            | 12-32/13-26                       | Hauser 24-9-2     | 9,870          |
| 3/3         | at St. Cloud State*              | L 2-5         | 38-30                         | 0-9/1-6                            | 9-18/12-24                        | Hauser 24-10-2    | 6,686          |
| 3/9-11      | MICHIGAN TECH - WCHA First Round |               |                               |                                    |                                   |                   |                |
| 3/15-17     | WCHA Final Five                  |               |                               |                                    |                                   |                   |                |
| 3/23-25     | NCAA Regionals                   |               |                               |                                    |                                   |                   |                |
| 4/5         | NCAA Semifinals                  |               |                               |                                    |                                   |                   |                |
| 4/7         | NCAA Finals                      |               |                               |                                    |                                   |                   |                |

\*WCHA Contests


## Minnesota Men - 2000-2001 Team Statistics

[2000-2001 Schedule & Results](#) | [2000-2001 Roster](#) | [1999-2000 Team Statistics](#)


| Minnesota             |         | Overall - 37 Games Played (25-10- 2 .703) |              |              |         |          |      |                |       |              |      |          |              |            | Conf Only - 28 Games Played (18- 8- 2 .679) |              |      |                |          |            |     |              |     |          |    |   |  |
|-----------------------|---------|---|--------------|--------------|---------|----------|------|----------------|-------|--------------|------|----------|--------------|------------|---|--------------|------|----------------|----------|------------|-----|--------------|-----|----------|----|---|--|
| Player                | YR/POS  | GP  | G            | A            | PTS     | P/GM     | G/GM | PEN/MIN        | PP    | SH           | GW   | GT       | EN           | GP         | G   | A            | PTS  | P/GM           | G/GM     | PEN/MIN    | PP  | SH           | GW  | GT       | EN |   |  |
| Erik Westrum          | SR F    | 37  | 23           | 29           | 52      | 1.41     | 0.62 | 35/ 70         | 6     | 3            | 2    | 0        | 1            | 28         | 14  | 23           | 37   | 1.32           | 0.50     | 30/ 60     | 4   | 2            | 1   | 0        | 1  |   |  |
| Jordan Leopold        | JR D    | 37  | 12           | 31           | 43      | 1.16     | 0.32 | 17/ 34         | 4     | 1            | 1    | 1        | 0            | 28         | 10  | 21           | 31   | 1.11           | 0.36     | 14/ 28     | 3   | 1            | 0   | 1        | 0  |   |  |
| John Pohl             | JR F    | 33  | 17           | 21           | 38      | 1.15     | 0.52 | 7/ 22          | 11    | 0            | 3    | 0        | 1            | 26         | 15  | 17           | 32   | 1.23           | 0.58     | 2/ 4       | 10  | 0            | 3   | 0        | 1  |   |  |
| Jeff Taffe            | SO F    | 33  | 11           | 23           | 34      | 1.03     | 0.33 | 20/ 48         | 4     | 0            | 4    | 0        | 0            | 26         | 9   | 16           | 25   | 0.96           | 0.35     | 16/ 40     | 3   | 0            | 3   | 0        | 0  |   |  |
| Grant Potulny         | FR F    | 37  | 19           | 11           | 30      | 0.81     | 0.51 | 18/ 36         | 14    | 0            | 5    | 0        | 0            | 28         | 12  | 5            | 17   | 0.61           | 0.43     | 17/ 34     | 8   | 0            | 3   | 0        | 0  |   |  |
| Troy Riddle           | FR F    | 33  | 14           | 14           | 28      | 0.85     | 0.42 | 17/ 45         | 4     | 1            | 1    | 1        | 0            | 26         | 10  | 11           | 21   | 0.81           | 0.38     | 16/ 43     | 2   | 1            | 1   | 1        | 0  |   |  |
| Aaron Miskovich       | SR F    | 36  | 12           | 11           | 23      | 0.64     | 0.33 | 12/ 35         | 4     | 3            | 4    | 0        | 2            | 27         | 10  | 9            | 19   | 0.70           | 0.37     | 9/ 29      | 4   | 1            | 4   | 0        | 2  |   |  |
| Matt Koalska          | FR F    | 37  | 10           | 11           | 21      | 0.57     | 0.27 | 12/ 32         | 6     | 0            | 1    | 0        | 0            | 28         | 7   | 6            | 13   | 0.46           | 0.25     | 9/ 26      | 5   | 0            | 1   | 0        | 0  |   |  |
| Dylan Mills           | SR D    | 37  | 1            | 20           | 21      | 0.57     | 0.03 | 25/ 50         | 0     | 0            | 0    | 0        | 0            | 28         | 0   | 16           | 16   | 0.57           | 0.00     | 21/ 42     | 0   | 0            | 0   | 0        | 0  |   |  |
| Paul Martin           | FR D    | 33  | 3            | 13           | 16      | 0.48     | 0.09 | 3/ 6           | 0     | 0            | 0    | 0        | 0            | 26         | 1   | 9            | 10   | 0.38           | 0.04     | 2/ 4       | 0   | 0            | 0   | 0        | 0  |   |  |
| Matt DeMarchi         | SO D    | 35  | 4            | 9            | 13      | 0.37     | 0.11 | 51/126         | 0     | 0            | 0    | 0        | 0            | 26         | 2   | 8            | 10   | 0.38           | 0.08     | 41/106     | 0   | 0            | 0   | 0        | 0  |   |  |
| Nick Anthony          | SO F    | 29  | 3            | 9            | 12      | 0.41     | 0.10 | 13/ 26         | 0     | 0            | 1    | 0        | 0            | 24         | 2   | 4            | 6    | 0.25           | 0.08     | 10/ 20     | 0   | 0            | 1   | 0        | 0  |   |  |
| Stuart Senden         | SR F    | 29  | 5            | 5            | 10      | 0.34     | 0.17 | 11/ 30         | 0     | 0            | 0    | 0        | 0            | 20         | 1   | 5            | 6    | 0.30           | 0.05     | 8/ 24      | 0   | 0            | 0   | 0        | 0  |   |  |
| Pat O'Leary           | JR F    | 33  | 5            | 4            | 9       | 0.27     | 0.15 | 18/ 44         | 1     | 0            | 1    | 0        | 0            | 25         | 2   | 4            | 6    | 0.24           | 0.08     | 17/ 42     | 0   | 0            | 0   | 0        | 0  |   |  |
| Jon Waibel            | FR F    | 37  | 1            | 7            | 8       | 0.22     | 0.03 | 16/ 32         | 0     | 0            | 0    | 0        | 0            | 28         | 1   | 5            | 6    | 0.21           | 0.04     | 12/ 24     | 0   | 0            | 0   | 0        | 0  |   |  |
| Erik Wendell          | JR F    | 29  | 5            | 2            | 7       | 0.24     | 0.17 | 18/ 36         | 2     | 0            | 0    | 0        | 0            | 23         | 5   | 2            | 7    | 0.30           | 0.22     | 12/ 24     | 2   | 0            | 0   | 0        | 0  |   |  |
| Nick Angell           | JR D    | 33  | 2            | 5            | 7       | 0.21     | 0.06 | 12/ 24         | 0     | 0            | 1    | 0        | 0            | 24         | 1   | 3            | 4    | 0.17           | 0.04     | 11/ 22     | 0   | 0            | 1   | 0        | 0  |   |  |
| Ben Tharp             | SO F    | 33  | 3            | 3            | 6       | 0.18     | 0.09 | 16/ 32         | 0     | 0            | 1    | 0        | 0            | 24         | 2   | 1            | 3    | 0.12           | 0.08     | 11/ 22     | 0   | 0            | 0   | 0        | 0  |   |  |
| Matt Leimbek          | SR F    | 22  | 3            | 2            | 5       | 0.23     | 0.14 | 3/ 6           | 0     | 0            | 0    | 0        | 0            | 15         | 3   | 1            | 4    | 0.27           | 0.20     | 3/ 6       | 0   | 0            | 0   | 0        | 0  |   |  |
| Joey Martin           | FR D    | 17  | 0            | 2            | 2       | 0.12     | 0.00 | 1/ 2           | 0     | 0            | 0    | 0        | 0            | 13         | 0   | 1            | 1    | 0.08           | 0.00     | 1/ 2       | 0   | 0            | 0   | 0        | 0  |   |  |
| Erik Young            | SO G    | 1   | 0            | 0            | 0       | 0.00     | 0.00 |                | 0     | 0            | 0    | 0        | 0            |            |   |              |      |                |          |            |     |              |     |          |    |   |  |
| Pete Samargia         | SO G    | 4   | 0            | 0            | 0       | 0.00     | 0.00 |                | 0     | 0            | 0    | 0        | 0            | 3          | 0   | 0            | 0    | 0.00           | 0.00     |            |     |              |     |          |    |   |  |
| Chad Roberg           | SO F    | 6   | 0            | 0            | 0       | 0.00     | 0.00 |                | 0     | 0            | 0    | 0        | 0            | 4          | 0   | 0            | 0    | 0.00           | 0.00     |            |     |              |     |          |    |   |  |
| Mark Nenovich         | JR D    | 9   | 0            | 0            | 0       | 0.00     | 0.00 | 2/ 4           | 0     | 0            | 0    | 0        | 0            | 6          | 0   | 0            | 0    | 0.00           | 0.00     | 1/ 2       | 0   | 0            | 0   | 0        | 0  |   |  |
| Adam Hauser           | JR G    | 36  | 0            | 0            | 0       | 0.00     | 0.00 | 7/ 22          | 0     | 0            | 0    | 0        | 0            | 28         | 0   | 0            | 0    | 0.00           | 0.00     | 5/ 18      | 0   | 0            | 0   | 0        | 0  |   |  |
| Bench                 |         |   |              |              |         |          |      | 2/ 4           |       |              |      |          |              |            |   |              |      |                |          | 2/ 4       |     |              |     |          |    |   |  |
| Minnesota             |         | 37  | 153          | 232          | 385     | 10.41    | 4.14 | 336/766        | 56    | 8            | 25   | 2        | 4            | 28         | 107   | 167          | 274  | 9.79           | 3.82     | 270/626    | 41  | 5            | 18  | 2        | 4  |   |  |
| Opponents             |         | 37  | 93           | 135          | 228     | 6.16     | 2.51 | 358/848        | 20    | 5            | 10   | 0        | 2            | 28         | 70  | 110          | 180  | 6.43           | 2.50     | 282/677    | 14  | 4            | 8   | 0        | 1  |   |  |
| Goaltending           |         | GP  | Minutes      | GA           | Savs    | Sav%     | GAA  | Record         | Win%  | ST           | SO   |          | GP           | Minutes    | GA  | Savs         | Sav% | GAA            | Record   | Win%       | ST  | SO           |     |          |    |   |  |
| Adam Hauser           | JR      | 36  | 2112:52      | 90           | 835     | .903     | 2.56 | 24-10- 2       | .694  | 36           | 3    |          | 28           | 1641:02    | 69  | 695          | .910 | 2.52           | 18- 8- 2 | .679       | 28  | 3            |     |          |    |   |  |
| Pete Samargia         | SO      | 4   | 109:48       | 1            | 41      | .976     | 0.55 | 1- 0- 0        | 1.00  | 1            | 0    |          | 3            | 49:48      | 0   | 18           | 1.00 | 0.00           | 0- 0- 0  | ---        | 0   | 0            |     |          |    |   |  |
| Erik Young            | SO      | 1   | 6:26         | 0            | 2       | 1.00     | 0.00 | 0- 0- 0        | ---   | 0            | 0    |          |              |            |   |              |      |                |          |            |     |              |     |          |    |   |  |
| Open Net              |         | 3   | 2:48         | 2            |         |          |      |                |       |              |      |          | 1            | 1:04       | 1   |              |      |                |          |            |     |              |     |          |    |   |  |
| Minnesota             |         | 37  | 2231:54      | 93           | 878     | .904     | 2.50 | 25-10- 2       | .703  | 37           | 3    |          | 28           | 1691:54    | 70  | 713          | .911 | 2.48           | 18- 8- 2 | .679       | 28  | 3            |     |          |    |   |  |
| Opponents             |         | 37  | 2231:54      | 153          | 1228    | .889     | 4.11 | 10-25- 2       | .297  | 37           | 1    |          | 28           | 1691:54    | 107   | 920          | .896 | 3.79           | 8-18- 2  | .321       | 28  | 1            |     |          |    |   |  |
| Special Teams         |         | Power Play                                | SHA          | Penalty Kill | SHF     | Combined |      | Power Play     | SHA   | Penalty Kill | SHF  | Combined |              | Power Play | SHA   | Penalty Kill | SHF  | Combined       |          | Power Play | SHA | Penalty Kill | SHF | Combined |    |   |  |
| Minnesota             |         | 56/213                                    | .263         | 5            | 176/196 | .898     | 8    | 232/409        | .567  |              |      |          | 41/169       | .243       | 4   | 147/161      | .913 | 5              | 188/330  | .570       |     |              |     |          |    |   |  |
| Opponents             |         | 20/196                                    | .102         | 8            | 157/213 | .737     | 5    | 177/409        | .433  |              |      |          | 14/161       | .087       | 5   | 128/169      | .757 | 4              | 142/330  | .430       |     |              |     |          |    |   |  |
| Scoring/Shots On Goal |         | 1st                                       | 2nd          | 3rd          | OT      | TOT      | 1st  | 2nd            | 3rd   | OT           | SOG  |          | 1st          | 2nd        | 3rd   | OT           | TOT  | 1st            | 2nd      | 3rd        | OT  | SOG          |     |          |    |   |  |
| Minnesota             |         | 42  | 55           | 56           | 0       | 153      | 434  | 488            | 456   | 3            | 1381 |          | 29           | 38         | 40  | 0            | 107  | 309            | 364      | 351        | 3   | 1027         |     |          |    |   |  |
| Opponents             |         | 25  | 24           | 43           | 1       | 93       | 323  | 317            | 325   | 6            | 971  |          | 21           | 16         | 32  | 1            | 70   | 263            | 263      | 251        | 6   | 783          |     |          |    |   |  |
| Difference            |         | +17                                       | +31          | +13          | -1      | +60      | +111 | +171           | +131  | -3           | +410 |          | +8           | +22        | +8  | -1           | +37  | +46            | +101     | +100       | -3  | +244         |     |          |    |   |  |
| Streaks               | Overall | Conf                                      | Site         | H:21         | 16      | 4        | A:15 | 8              | 6     | 1            | N:1  | 1        | 0            | 0          | 0   | 0            | 0    | 0              | 0        | 0          | 0   | 0            | 0   | 0        | 0  | 0 |  |
| W/L                   | 0- 2    | 0- 2                                      | End1         | +:17         | 13      | 3        | 1    | 9              | 3     | 5            | 1    | E:11     | 9            | 2          | 0   | 0            | 0    | 0              | 0        | 0          | 0   | 0            | 0   | 0        | 0  | 0 |  |
| WT/LT                 | 0- 2    | 0- 0                                      | End2         | +:23         | 21      | 2        | 0    | 9              | 0     | 8            | 1    | E:5      | 4            | 0          | 1   | 0            | 0    | 0              | 0        | 0          | 0   | 0            | 0   | 0        | 0  | 0 |  |
| Last 5                | 2- 3    | 0- 2                                      | Scoring 1st: | 24           | 20      | 3        | 1    | Scored on 1st: | 13    | 5            | 7    | 1        | Scoring 1st: | 18         | 16  | 1            | 1    | Scored on 1st: | 10       | 2          | 7   | 1            | 1   | 1        | 1  | 1 |  |
| Last 10               | 7- 3    | 0- 7                                      | Min. Leading |              |         |          |      | Min. Trailing  |       |              |      |          | Min. Leading |            |   |              |      | Min. Trailing  |          |            |     |              |     |          |    |   |  |
| Last 15               | 11- 4   | 0- 10                                     | 1096:13      | 49.1%        |         |          |      | 476:17         | 21.3% |              |      |          | 659:24       | 29.5%      |   |              |      | 773:04         | 45.7%    |            |     |              |     |          |    |   |  |
| Last 20               | 15- 5   | 0- 13                                     |              |              |         |          |      |                |       |              |      |          |              |            |   |              |      |                |          |            |     |              |     |          |    |   |  |

Please use the "Back" button on your browser to return to the previous page, or click on the puck at the right to return to the collegehockeystats.com Index.

2851647 Pages Accessed Since October 8, 1999



# GOLDEN GOPHER HOCKEY



## WEEKLY RELEASE October 1, 2001

### SCHEDULE/RESULTS

|             |  |        |
|-------------|--|--------|
| Oct. 5      | at North Dakota%                             | 7:05   |
| Oct. 19     | BEMIDJI STATE                                | 7:05   |
| Oct. 20     | BEMIDJI STATE                                | 7:05   |
| Oct. 26     | COLGATE                                      | 7:05   |
| Oct. 27     | COLGATE                                      | 7:05   |
| Nov. 2      | at Michigan Tech                             | 6:05   |
| Nov. 3      | at Michigan Tech                             | 7:05   |
| Nov. 9      | MSU, MANKATO                                 | 7:05   |
| Nov. 10     | MSU, MANKATO                                 | 7:05   |
| Nov. 16     | MINN.-DULUTH                                 | 7:05   |
| Nov. 17     | MINN.-DULUTH                                 | 8:05   |
| Nov. 23     | Michigan#                                    | 6:35   |
| Nov. 25     | at Michigan State#                           | 12:35  |
| Nov. 30     | ST. CLOUD STATE                              | 7:05   |
| Dec. 1      | at St. Cloud State                           | 7:05   |
| Dec. 8      | at Denver                                    | 8:05   |
| Dec. 9      | at Denver                                    | 8:05   |
| Dec. 29     | MARIUCCI CLASSIC#<br>vs. Ferris State        | 7:05   |
| Dec. 30     | MARIUCCI CLASSIC#<br>vs. W. Mich./Providence | 4/7:05 |
| Jan. 5      | NORTH DAKOTA                                 | 7:05   |
| Jan. 6      | NORTH DAKOTA                                 | 7:05   |
| Jan. 11     | at Wisconsin                                 | 7:05   |
| Jan. 12     | at Wisconsin                                 | 7:05   |
| Jan. 18     | at Alaska Anchorage                          | 10:05  |
| Jan. 19     | at Alaska Anchorage                          | 10:05  |
| Jan. 25     | DENVER                                       | 7:05   |
| Jan. 26     | DENVER                                       | 7:05   |
| Jan. 28     | FRENCH OLYMPIC*                              | 7:05   |
| Feb. 1      | at Minnesota-Duluth                          | 7:05   |
| Feb. 2      | at Minnesota-Duluth                          | 7:05   |
| Feb. 8      | at North Dakota                              | 7:35   |
| Feb. 9      | at North Dakota                              | 7:35   |
| Feb. 15     | COLORADO COLL.                               | 7:05   |
| Feb. 16     | COLORADO COLL.                               | 7:05   |
| Feb. 22     | WISCONSIN                                    | 7:05   |
| Feb. 23     | WISCONSIN                                    | 7:05   |
| March 1     | at St. Cloud State                           | 7:05   |
| March 2     | ST. CLOUD STATE                              | 7:05   |
| March 8-10  | WCHA First Round                             |        |
| March 14-16 | WCHA Final Five                              |        |
| March 22-24 | NCAA Regional                                |        |
| April 4-6   | NCAA Frozen Four^                            |        |

% - Hall of Fame Game  
\* - exhibition game  
# - non-conference game  
^ - Xcel Energy Center, St. Paul, Minn.  
all game times are Central  
game times are subject to change

### MINNESOTA AT NORTH DAKOTA

Hall of Fame Game  
Engelstad Arena (11,406)  
7:05 p.m. • Oct. 5, 2001

**The Series:** Minnesota leads the all-time series vs. North Dakota by a 122-108-11 advantage • the Golden Gophers were 1-2-1 vs. UND a year ago • North Dakota is 11-2-3 in the last 16 meetings • Minnesota has won once in Grand Forks since Feb. 12, 1994, a span of 14 games (1-11-2) • Minnesota had a record of 27-28-5 at old Engelstad Arena, which opened in Nov. 1972.

**The Series in the Hall of Fame Game:** Minnesota and North Dakota have met one other time in the Hall of Fame Game. On Oct. 21, 1978, the Golden Gophers defeated UND 5-3 in front of 2,500 in Eveleth, Minn. Minnesota played without its first line of Steve Christoff, Tim Harrer and Don Micheletti who were forced to miss the game after fighting in the exhibition game the night before against UND.

**Lucia vs. the Fighting Sioux:** Don Lucia owns a 12-19-5 career record vs. North Dakota, including a 2-4-2 mark with the Golden Gophers. His best stretch against the Sioux came in his first ten meetings while coaching Colorado College. The Tigers held an 8-1-1 advantage, en route to winning three consecutive WCHA regular-season titles.

**Last Meeting:** Following a 4-1 loss at home on Friday, Jan. 12, 2001, the Golden Gophers responded in dominating fashion with a 5-1 victory vs. North Dakota at Mariucci Arena. Five different Golden Gophers scored goals, while 10 in all had at least a point. Aaron Miskovich had the lone multi-point game with a goal and an assist. Adam Hauser stopped 20-of-21 shots in the win.

**Hauser vs. the Fighting Sioux:** Senior goaltender Adam Hauser has a career record of 2-8-3 against North Dakota in his career. He owns a 3.89 goals-against-average and an .885 saves percentage. Hauser's best effort came on Jan. 22, 2000, when he stopped 35 of 37 shots in a 5-2 victory. It was the Golden Gophers' first win in Grand Forks since Feb. 12, 1994. The win followed a 1-0 loss the night before when he stopped 32 of 33 shots. Hauser is 2-2-1 in his last five matchups against North Dakota.

### Series Information

Minnesota leads 122-108-11  
Last 10 games - UND leads 6-2-2  
First meeting - 1/31/30, MN 6-1  
Last meeting - 1/13/01, MN 5-1  
Minnesota's longest win streak - 11  
North Dakota's longest win streak - 8  
'00s - UND 3-2-1  
'90s - MN 25-17-6  
Last sweep by Minnesota - 11/8-9/96  
Last sweep by UND - 1/22-23/99  
Last shutout by Minnesota - 12/12/93  
Last shutout by UND - 1/21/00

### '00-01 Team Comparisons

| Minnesota      | North Dakota               |
|----------------|----------------------------|
| 62/244 (.254)  | PP 44/219 (.201)           |
| 41/169 (.243)  | WCHA PP 27/137 (.197)      |
| 199/225 (.884) | PK 176/206 (.854)          |
| 147/161 (.913) | WCHA PK 110/130 (.846)     |
| 4-6-0 (.400)   | Last 10 games 7-3-0 (.700) |
| 18-4-1 (.804)  | Home 12-2-5 (.763)         |
| 8-6-1 (.567)   | Road 13-3-3 (.763)         |
| 4.07           | Goals/Game 3.98            |
| 2.60           | Goals Allowed/Game 2.63    |
| 8.95           | Penalties/Game 6.98        |
| 37.2           | Shots On Goal/Game 34.8    |

### MEDIA INFORMATION

**TV:** Fox Sports North -  
Frank Mazzocco-play-by-play;  
Doug Woog - color

**RADIO:** WCCO-830 AM -  
Wally Shaver - play-by-play;  
Glen Sonmor - color

**MEDIA DAY:** The 2001-02  
Golden Gopher Hockey  
Media Day is scheduled for  
Wednesday, Oct. 3, in the  
Mariucci Club Room at  
11:30 a.m.

**INTERVIEWS:** The coaching  
staff and players are available  
for interviews on  
WEDNESDAYS by request  
through the Media Relations  
office. The Golden Gopher  
locker room is CLOSED to the  
media at all times.

### University of Minnesota Media Relations

Phone: (612) 625-4090

Fax: (612) 625-0359

Website: www.gophersports.com

Contact: John Romo

Phone: (612) 624-7318

E-Mail: romox001@umn.edu

## 2000-01 Record When...

|                                     |         |
|-------------------------------------|---------|
| Overall Record                      | 27-13-2 |
| WCHA Record                         | 18-8-2  |
| Home Record                         | 18-4-1  |
| Road Record                         | 8-6-1   |
| Neutral Site Record                 | 1-1-0   |
| Last 20 Games (including last year) | 13-7-0  |
| Last 10 Games (including last year) | 4-6-0   |
| Last 5 Games                        | 2-3-0   |
| Scoring A Power-Play Goal           | 24-4-1  |
| Not Scoring A Power-Play Goal       | 3-9-1   |
| Allowing A Power-Play Goal          | 9-9-1   |
| Not Allowing A Power-Play Goal      | 18-4-1  |
| Scoring A Short-Handed Goal         | 6-2-0   |
| Allowing A Short-Handed Goal        | 0-7-0   |
| 10 Or More Penalties                | 14-2-1  |
| Fewer Than 10 Penalties             | 13-11-1 |
| More Penalties Than Opponent        | 6-7-1   |
| Fewer Penalties Than Opponent       | 17-6-1  |
| Same Amount Of Penalties            | 4-0-0   |
| In One-Goal Games                   | 4-4-0   |
| In Two-Goal Games                   | 7-2-0   |
| In Three-Goal or More Games         | 16-7-0  |
| In Overtime Games                   | 0-0-2   |
| Scoring 4 or More Goals             | 19-4-1  |
| Scoring 3 or Fewer Goals            | 8-9-1   |
| Scoring 3 or More Goals             | 25-4-2  |
| Scoring 2 or Fewer Goals            | 2-9-0   |
| Allowing 4 or More Goals            | 1-11-1  |
| Allowing 3 or Fewer Goals           | 26-2-1  |
| Scoring First Goal Of Game          | 22-4-1  |
| Opponents Score First               | 5-9-1   |
| Leading After One Period            | 15-4-1  |
| Trailing After One Period           | 3-6-1   |
| Tied After One Period               | 9-3-0   |
| Scoring First Goal Of Second Period | 21-3-0  |
| Leading After Two Periods           | 23-2-0  |
| Trailing After Two Periods          | 0-9-1   |
| Tied After Two Periods              | 4-2-1   |
| Scoring First Goal Of Third Period  | 17-2-2  |
| Having 10-19 Shots On Goal          | 0-0-0   |
| Having 20-29 Shots On Goal          | 3-3--0  |
| Having 30-39 Shots On Goal          | 12-7-1  |
| Having 40 or More Shots On Goal     | 13-2-1  |
| Allowing 10-19 Shots On Goal        | 7-0-1   |
| Allowing 20-29 Shots On Goal        | 13-6-0  |
| Allowing 30-39 Shots On Goal        | 6-6-1   |
| Allowing 40 or More Shots On Goal   | 1-1-0   |
| Outshooting Opponent                | 24-11-2 |
| Opponent Outshoots Minnesota        | 3-2-0   |
| Shots Are Even                      | 0-0-0   |
| October                             | 5-0-1   |
| November                            | 4-3-1   |
| December                            | 3-2-0   |
| January                             | 6-2-0   |
| February                            | 7-1-0   |
| March                               | 2-5-0   |
| Tuesdays                            | 1-0-0   |
| Fridays                             | 10-9-0  |
| Saturdays                           | 16-4-2  |
| Sundays                             | 0-0-0   |
| Series Record                       | 8-2-5   |
| Games Following A Win               | 19-6-1  |
| Games Following A Loss              | 5-6-1   |
| Games Following A Tie               | 2-1-0   |

## News & Notes

**Who's Back:** The Golden Gophers return 15 letterwinners from a squad that finished 27-13-2 last season. Included in that is All-American defenseman Jordan Leopold, the nation's most productive freshman class and a three-year starter in goal. Minnesota returns nearly 70 percent of its goal-scoring (117/154) and point-scoring (300/435).

**Ballard Named Preseason Rookie of the Year:** Highly-touted freshman Keith Ballard was the overwhelming choice for WCHA Preseason Rookie of the Year in the 31st Annual *Grand Forks Herald* WCHA Coaches' Poll. He is the second consecutive Golden Gopher to be picked, as Troy Riddle was a co-preseason pick a year ago. Ballard received eight of the 10 votes.

As a team, Minnesota was tabbed to finish second behind Colorado College. The Tigers earned six first-place votes, while the Golden Gophers had three. North Dakota was slotted third and received one first-place tally. Senior Jordan Leopold finished third in voting for Player of the Year.

**Head Coach Don Lucia:** Golden Gopher Head Coach Don Lucia has a career coaching record of 326-187-32 (.628) in 14 seasons behind the bench. At Minnesota, he owns a 47-32-4 mark (.590). His teams have won 20 or more games in each of the past nine seasons and have had just one sub-par .500 season in the past 14 years. He has guided his teams to the NCAA Tournament in six of the past seven campaigns.

**Leo Leads the Defense:** Arguably the premier defenseman in the nation, All-American Jordan Leopold leads Minnesota's defensive attack. The WCHA Defensive Player of the Year in 2000-01, he helped the Golden Gophers set a new single-season record with a 2.57 goals-against-average. Minnesota held its opponent to a goal or less 15 times last season. In the 80-year history of Golden Gopher hockey, the next closest total is 12 times in 1995-96.

**Making Their Debut:** Minnesota will be making its first appearance at the new Engelstad Arena on Friday, Oct. 5. The Golden Gophers are 4-3-1 in the first games played at the current list of arenas in the WCHA. The following is a breakdown:

|                                     |       |          |
|-------------------------------------|-------|----------|
| Midwest Wireless Civic Center (MSU) | W 4-1 | 2/9/01   |
| Magness Arena (DU)                  | L 4-0 | 12/1/00  |
| World Arena (CC)                    | L 4-3 | 2/27/98  |
| The Kohl Center (UW)                | W 3-2 | 10/30/98 |
| National Hockey Center (SCSU)       | T 3-3 | 10/12/90 |
| Sullivan Arena (UAA)                | W 5-1 | 12/21/86 |
| MacInnes Arena (MTU)                | L 5-1 | 12/3/71  |
| The DECC (UMD)                      | W 5-4 | 1/2/66   |

**On The Road Again:** The Golden Gophers were just 9-9-1 away from the friendly confines of Mariucci Arena last season. Minnesota was 18-4-1 in its home arena. Junior netminder Adam Hauser fashioned an impressive 17-4-1 mark at home with a 2.12 goals-against-average and a .912 saves percentage. On the road, he was 9-8-1 with a 3.00 GAA and .891 saves percentage. Five of his seven career shutouts occurred at Mariucci Arena.

**Stat of the Week:** Minnesota was 12-1-0 last season when it had more than 10 penalties.

### Career Scoring vs. UND

| Player (games)      | G-A--Pts | Notes              |
|---------------------|----------|--------------------|
| Jordan Leopold (13) | 6-4--10  | 2g on 11/10/00     |
| Jeff Taffe (8)      | 4-5--9   | 1g, 2a on 11/10/00 |
| John Pohl (12)      | 1-6--7   | 2a on 11/11/00     |
| Erik Wendell (11)   | 3-0--3   | 1g on 1/22/00      |
| Grant Potulny (4)   | 3-0--3   | 2g on 11/11/00     |
| Nick Angell (9)     | 1-1--2   | 1g on 1/22/00      |
| Pat O'Leary (8)     | 0-2--2   | 1a on 11/11/00     |
| Nick Anthony (6)    | 0-2--2   | 1a on 11/10/00     |
| Troy Riddle (4)     | 2-0--2   | 1g on 11/11/00     |
| Matt Koalska (4)    | 1-0--1   | 1g on 11/10/00     |
| Paul Martin (4)     | 0-1--1   | 1a on 1/23/01      |
| Joey Martin (3)     | 0-1--1   | 1a on 1/23/01      |

**Applying the Pressure:** A key to last year's success was Minnesota's ability to put pressure on opposing goaltenders. The Golden Gophers outshot opponents in 37 of 42 contests, as opposed to only 16 times in 37 games two years ago. Minnesota outshot the opposition in 13 of the last 14 games last season. The Maroon and Gold outshot opponents as a whole by 388 shots, the biggest differential since the 1991-92 squad outshot the opposition by a whopping 507 shots.

**Tough Act to Follow:** This year's freshman class arrives on campus with impressive credentials, but will not be expected to produce at the frenetic pace of last year's rookies. The freshman class of 2000-01 was the most productive in the nation a year ago. It was also the most prolific group of newcomers at Minnesota since the incoming class in 1987-88.

**More on the Special Teams:** Minnesota was 21-1-1 when it had more power-play goals than its opponent • the Golden Gophers were 6-for-56 (.107) on the power-play in their losses and 56-for-115 (.487) in their victories.

**Evening Things Up:** Last year, 36.3 percent of the team's goals came on the power-play (62/171). That is the highest percentage since the 1980-81 squad had 37.9 percent of its goals come on the power-play. That team set school records with 261 goals and 99 power-play goals.

**Season Openers:** From 1980 to 1990, Minnesota won 10 consecutive season openers. From 1990 to 2000, the Golden Gophers were only 2-7-1 in season-opening games. Minnesota is 1-1-0 under Don Lucia in season openers. The Maroon and Gold lost 5-3 in Lucia's coaching debut on Oct. 16, 1999 at Maine, but defeated Notre Dame last year by a score of 7-3 on Oct. 7, 2000.

**Shutting Them Down (and Almost Out):** The Golden Gophers lost a shutout in the third period nine times last season, including a stretch of four consecutive games (1/27-2/9). Currently tied for the school's career record for shutouts with seven, senior Adam Hauser was in net for eight of those contests. He had three shutouts last season, a total that led the WCHA.

**Making Their Response:** Twenty-two of Minnesota's goals occurred less than three minutes after its opponent scored last year. That total is 20 percent of the 109 markers given up by the Golden Gophers. Seven of those tallies happened within a minute. The following is a breakdown:

|                     |    |
|---------------------|----|
| Less than a minute: | 7  |
| 1-3 minutes:        | 15 |
| 3-5 minutes         | 3  |
| 5-10 minutes        | 10 |

**Down the Stretch:** If the Golden Gophers do claim their first MacNaughton Cup since 1996-97, they will definitely earn it. Minnesota will close the regular season with four consecutive series against teams that reached the NCAA Tournament a year ago. Five of the eight games will be at Mariucci Arena. The Golden Gophers will have as many as 18 games against teams that reached postseason last season.

**Hall of Fame History:** The Golden Gophers have appeared in the Hall of Fame Game a total of 12 times, six of which were exhibition games. In the exhibition games, Minnesota was 2-4-0 with the last loss coming at Target Center vs. Michigan by a score of 3-2 in October, 1997. The Golden Gophers used three goaltenders in the game. The Wolverines count the game as official in their records. In regulation games, Minnesota is 6-0-0, including a 7-3 win vs. Notre Dame last season at the Xcel Energy Center in St. Paul. The following is a breakdown of each contest (\* indicates exhibition):

| Date     | Opponent            | Result |
|----------|---------------------|--------|
| 10/7/00  | Notre Dame          | W 7-3  |
| 10/6/97  | Michigan            | L 2-3* |
| 10/12/96 | Boston Univ.        | L 4-3* |
| 10/15/94 | Michigan Tech       | L 5-4* |
| 10/12/91 | Northern Michigan   | L 7-5* |
| 10/14/89 | Northern Michigan   | W 6-4* |
| 10/3/87  | St. Cloud State     | W 6-0* |
| 10/6/84  | Lake Superior State | W 6-1  |
| 10/18/80 | Michigan Tech       | W 6-4  |
| 10/21/78 | North Dakota        | W 5-3  |
| 10/16/76 | Minnesota-Duluth    | W 9-5  |
| 10/25/75 | U.S. Olympic Team   | W 5-2  |

## Player Notes

### #1 ADAM HAUSER

- is 1-4-1 in six career starts in Grand Forks, N.D., with a 4.31 goals-against-average and an .877 saves percentage. His lone victory was a 5-2 decision on Jan. 22, 2000

### #3 JORDAN LEOPOLD

- had a pair of multi-point games at North Dakota last season
- has 6-30--36 in 36 career non-conference games

### #5 JON WAIBEL

- has his very own fan club - [www.thewaibelfactor.com](http://www.thewaibelfactor.com)

### #9 JOHN POHL

- finished last season with consecutive three-point games
- of Minnesota's eight road victories last season, he had three game-winning goals

### #10 PAUL MARTIN

- had one more assist (17) than All-American Jordan Leopold had during his rookie season

### #11 ERIK WENDELL

- during his sophomore season, all four of his goals were scored away from Mariucci Arena. Last year, all five of his goals came at home

### #16 NICK ANTHONY

- team was 10-1-0 when he had a point last season

### #18 GRANT POTULNY

- had two power-play goals in a 5-5 tie at UND, Nov. 11, 2000

### #19 MATT DEMARCHI

- his 149 penalty minutes last year is the eighth-highest total in WCHA history
- missed last year's series in Grand Forks. UND scored 12 goals in those two games, but just five in the series with him in the lineup at Mariucci Arena later in the season

### #21 TROY RIDDLE

- scored six goals in his first six games last season

### #22 JEFF TAFFE

- had 2-3--5 last year in the series at Grand Forks

### #24 MATT KOALSKA

- scored first career goal on first collegiate shift last year vs. Notre Dame in the Hall of Fame Game



## The Lucia Ledger

Head Coach Don Lucia  
(Notre Dame, 1981)

- Third season at Minnesota. Has a career record of 47-32-4 (.590)
- 15th season as a head coach. Has a career record of 326-187-32 (.628)
- Minnesota had five more victories than the previous season in Lucia's first year in 1999-2000
- Golden Gophers improved by seven victories in the win column in Lucia's second year
- 1994 National Coach of the Year
- Two-time WCHA Coach of the Year
- Led Colorado College to three consecutive WCHA titles.
- has coached 10 All-Americans, including Golden Gopher defenseman Jordan Leopold
- has coached 35 All-WCHA teams members
- recruited the nation's most productive freshman class a year ago
- has led his teams to the NCAA Tournament in six of the last seven seasons
- led Colorado College to a national runner-up finish in 1994-95
- winningest coach in Colorado College history

## The Friendly Confines

Mariucci Arena  
Opened in October, 1993

- The Golden Gophers were 18-4-1 (.804) at Mariucci Arena last season.
- Minnesota is 100-42-13 (.687) all-time at Mariucci Arena.
- The 1995-96 squad went 19-2-0 (.905) at home.
- Seating capacity has increased twice since the opening of Mariucci. Capacity increased from 9,305 to 9,700 in 1996-97. It was increased to 10,000 this past season.
- 18 luxury suites were built in the offseason.
- The largest crowd at Mariucci Arena was 9,908 on Nov. 14, 1998 vs. North Dakota.
- The largest attendance in a single series was 19,773 vs. Wisconsin, Feb. 25-26, 2000.
- The first official game in the new Mariucci Arena was on Oct. 30, 1993. Minnesota and St. Cloud State tied 4-4.
- Minnesota is 4-2-2 in home openers at Mariucci Arena
- The longest winning streak in the new Mariucci Arena is 10 games, Nov. 12, 1995 to Feb. 9, 1996.
- Minnesota's longest home losing streak is just four games, Nov. 1-Dec. 19, 1997

**Leopold For Hobey Campaign Begins:** Arguably the top defenseman in the nation, Jordan Leopold surprised many by returning for his senior season. After a dominating junior campaign, Leopold has established himself as a preseason candidate for the Hobey Baker Award. After leading the nation in defenseman scoring, Leopold was a first-team All-American and Minnesota's first WCHA Defensive Player of the Year. Called the best defenseman he's ever coached by Don Lucia, Leopold is the leader of what could be the best defensive quartet in the nation...Leopold, Matt DeMarchi (second-round NHL draft pick), Paul Martin (WCHA All-Rookie) and Keith Ballard (preseason WCHA Rookie of the Year).

**Super Sophs:** Minnesota returns the nation's most productive freshman class and the most productive rookie class at the U since 1987-88. The group featured three WCHA All-Rookie selections (Troy Riddle, Grant Potulny, Paul Martin), making Minnesota one of just two schools to place three athletes on the team. North Dakota placed three on the team in 1997-98 (Karl Goehring, Trevor Hammer and Jeff Panzer). That class went on to win three WCHA titles and an NCAA Championship.

**Back at Full Strength:** Senior John Pohl will be looked upon to lead the Golden Gophers offensively, and with an offseason to heal, he should be up to the task. Last year, Pohl played the entire season with a cast on his wrist. Add to that, being hit in the ankle by a slapshot midseason, and his 45-point season is that much more impressive. He also finished second in the nation in power-play goals with 13. Pohl will look to surpass his 59-point sophomore total.

**The Specialist:** Grant Potulny found his niche early on in Gold Country. In only his second collegiate game, the Grand Forks, N.D., native tallied a pair of power-play goals at Bemidji State. Potulny led the nation with 16 power-play goals. That is the most since Brian Bonin had 12 in 1995-96 when he took home the Hobey Baker award. His 22 goals is the sixth-best total for a freshman in school history and is the most since Trent Klatt had 22 in 1989-90. Potulny passed Neil Broten who had 21 as a rookie in 1978-79. He is the first non-Minnesotan to play for the Maroon and Gold since 1987-88.

**Solve the Riddle:** Troy Riddle returns for his sophomore season with heightened expectations. After being selected preseason WCHA Rookie of the Year, he put together a solid rookie season with 16-14--30. He began last season with six goals in his first six games. He had 10-2--12 in his first 20 games and 6-12--18 in the final 18.

**Stepping Up:** With the loss of Erik Westrum and his 61 points from last season, junior Jeff Taffe is the prime candidate to help offset that loss. Taffe has had two productive seasons with the Maroon and Gold, increasing his point total from 20 as a freshman to 35 as a sophomore. A similar increase is the goal this season. He has been explosive at times with 12 career multi-point games and five games with three or more points last season. He finished the year though, in a scoring slump with just one goal in the final seven games. The Golden Gophers were just 2-5-0 in those contests. Taffe was the 30th pick in the 2000 NHL Entry Draft.

**Crowded House:** For the first time in his career, senior Adam Hauser will have competition for playing time in goal. Freshmen Travis Weber and Justin Johnson were brought in with impressive credentials, and both are looking to compete right away. Hauser has started a school record 116 games in his career, including 40 contests in both his freshman and junior seasons. The goal of the Golden Gopher coaching staff this season is to give Hauser nights off to keep him fresh as the regular season winds down. Last year on Feb. 17, he was 23-7-2 with a 2.35 goals-against-average and .909 saves percentage. Following that, he was 3-5-0 with 3.38 GAA and .874 saves percentage.

**The Protege':** While Jordan Leopold gets most of the attention among the Golden Gopher blueliners, sophomore Paul Martin put together a memorable first season. Offensively, he came out of the gates slow with just 0-1--1 in his first 15 games, but rallied with 3-16--19 in final 23 contests, including six multi-point games. After earning WCHA All-Rookie honors last season, he looks to add All-WCHA to his resume' this year.

**The Newcomers:** Minnesota brought in another highly-regarded rookie class. Led by preseason WCHA Rookie of the Year Keith Ballard and the nation's top incoming recruit according to *The Redline Report* in Barry Tallackson, the group of nine newcomers looks to contribute immediately. *The Redline Report* also lists Eden Prairie's Mike Erickson as the state of Minnesota's top high school recruit.

## THE LAST TIME IT HAPPENED

### Minnesota Swept A Road Series:

February 9-10, 2001 @ MSU, Mankato (4-1, 3-1)

### Minnesota Was Swept In A Road Series:

December 1-2, 2000 @ Denver (4-0, 4-1)

### Minnesota Swept A Home Series:

March 9-10, 2001 vs. Michigan Tech (7-3, 3-1)

### Minnesota Was Swept In A Home Series:

February 25-26, 2000 vs. Wisconsin (4-2, 5-4)

### Minnesota Shut Out An Opponent:

February 24, 2001 @ Minnesota-Duluth  
(Adam Hauser, 4-0)

### An Opponent Shut Out Minnesota:

March 16, 2001 vs. St. Cloud State (Scott Meyer, 3-0)

### Minnesota Player Scored A Hat Trick:

January 20, 2001 @ Wisconsin  
(Grant Potulny, 8-2 Minnesota win)

### Minnesota Player Scored A Pure Hat Trick:

February 26, 1999 @ Minnesota-Duluth  
(Wyatt Smith, 4-1 Minnesota win)

### An Opponent Scored A Hat Trick:

March 2, 2001 vs. St. Cloud State  
(Jon Cullen, three goals, 6-1, Minnesota loss)

### Minnesota Player Scored Four Goals In A Game:

February 27, 1999 @ Minnesota-Duluth  
(Reggie Berg, 10-7 Minnesota win)

### Minnesota Won When Trailing After Two Periods:

March 11, 2000 @ Colorado College in WCHA First Round (3-2 OT/trailing 1-0 heading into third period)

### Minnesota Had 50 or More Shots On Goal In A Game:

January 27, 2001 vs. Bemidji State  
(56 shots, 5-1 Minnesota win)

### Opponent Had 50 or More Shots On Goal In A Game:

January 31, 1997 @ North Dakota  
(51 shots, 6-4 Minnesota loss)

### Minnesota Player Scored A Shorthanded Goal:

March, 2001 vs. St. Cloud State  
(Jordan Leopold, first period, 6-1 loss)

### Minnesota Won In Overtime:

March 11, 2000 vs. Colorado College (3-2)

### Minnesota Lost In Overtime:

March 23, 2001 vs. Maine (5-4)

### Minnesota Tied In Overtime:

November 11, 2000 at North Dakota (5-5)

### Minnesota Scored 10 Goals Or More In A Game:

December 9 vs. Quinnipiac  
(11-2 Minnesota win)

### Opponent Scored 10 Goals Or More In A Game:

January 30, 1993 @ Michigan Tech  
(10-2 Minnesota loss)

## Career Game Highs

### #1 Adam Hauser

Goals Allowed: 0 (7 times, last 2/24/01 at UMD)  
Saves: 44 (10/22/99 vs. North Dakota)  
Saves %: 1.000 (7 times, last 2/24/01 at UMD)

### #2 Mark Nenovich

Goals: 1 (2 times, last 3/11/00 at CC)  
Assists: 1 (2 times, last 1/30/00 vs. MSU, Mank.)  
Points (Game): 2 (12/29/99 vs. Harvard)

### #3 Jordan Leopold

Goals: 2 (3 times, last 11/10/00 at UND)  
Assists: 3 (5 times, last 3/17/01 vs. CC)  
Points (Game): 4 (2 times, 1/20/01 at Wis.)

### #5 Jon Waibel

Goals: 1 (2/10/01 vs. MSU, Mankato)  
Assists: 1 (7 times, last 3/2/01 vs. SCSU)  
Points: 1 (8 times, last 3/2/01 vs. SCSU)

### #9 John Pohl

Goals: 3 (1/15/00 vs. Denver)  
Assists: 4 (1/14/00 vs. Denver)  
Points: 4 (3 times, last 1/15/00 vs. Denver)

### #10 Paul Martin

Goals: 1 (3 times, last 2/23/01 at UMD)  
Assists: 2 (3 times, last 3/9/01 vs. MTU)  
Points: 2 (6 times, last 3/9/01 vs. MTU)

### #11 Erik Wendell

Goals: 2 (2/2/01 vs. MTU)  
Assists: 1 (10 times, last 2/10/01 at MSU-M)  
Points: 2 (3 times, last 2/2/01 vs. MTU)

### #16 Nick Anthony

Goals: 1 (8 times, last 3/10/01 vs. MTU)  
Assists: 2 (2 times, last 3/9/01 vs. MTU)  
Points: 3 (2 times, last 3/9/01 vs. MTU)

### #18 Grant Potulny

Goals: 3 (1/20/01 at Wis.)  
Assists: 1 (8 times, last 3/3/01 at SCSU)  
Points: 3 (3 times, last 2/10/01 at MSU-M)

### #19 Matt DeMarchi

Goals: 1 (3 times, last 3/3/01 at SCSU)  
Assists: 2 (2 times, last 2/16/01 vs. CC)  
Points: 2 (3 times, last 2/16/01 vs. CC)

### #20 Joey Martin

Goals: n/a  
Assists: 1 (2 times, last 1/13/01 vs. UND)  
Points: 1 (2 times, last 1/13/01 vs. UND)

### #21 Troy Riddle

Goals: 2 (2 times, last 2/17/01 vs. CC)  
Assists: 3 (1/20/01 at Wis.)  
Points: 3 (2 times, last 2/2/01 vs. MTU)

### #22 Jeff Taffe

Goals: 2 (1/29/00 vs. MSU, Mankato)  
Assists: 4 (2/18/00 at Michigan Tech)  
Points: 4 (2 times, last 1/20/01 at Wis.)

### #24 Matt Koalska

Goals: 1 (9 times, last 2/24/01 at UMD)  
Assists: 2 (3 times, last 3/10/01 vs. MTU)  
Points: 3 (2/2/01 vs. MTU)

### #25 Pat O'Leary

Goals: 2 (2 times, last 12/30/00 vs. LSSU)  
Assists: 1 (6 times, last 1/6/01 at UAA)  
Points: 2 (2 times, last 1/6/01 at UAA)

### #26 Nick Angell

Goals: 1 (7 times, last 3/9/01 vs. MTU)  
Assists: 2 (12/10 at SCSU)  
Points: 2 (3 times, last 10/21/00 vs. UMD)

## 2000-01 Attendance

### By Average:

- 1) Wisconsin - 11,517 (75.6)
- 2) Minnesota - 9,562 (98.6)
- 3) Ohio State - 9,393 (53.7)
- 4) Neb.-Omaha - 8,314 (100.0)
- 5) Colorado College - 6,852 (93.3)

\* Percent of listed capacity in parenthesis

### Past Five Years Attendance Champions

- 1996 Minnesota - 9,789  
1997 Minnesota - 10,260  
1998 Minnesota - 10,056  
1999 Wisconsin - 12,153  
2000 Wisconsin - 11,517

## Drafted Golden Gophers

| Player         | Organization |
|----------------|--------------|
| Matt DeMarchi  | New Jersey   |
| Adam Hauser    | Edmonton     |
| Matt Koalska   | Nashville    |
| Jordan Leopold | Calgary      |
| Joey Martin    | Chicago      |
| Paul Martin    | New Jersey   |
| Pat O'Leary    | Phoenix      |
| John Pohl      | St. Louis    |
| Grant Potulny  | Ottawa       |
| Troy Riddle    | St. Louis    |
| Jeff Taffe     | Phoenix      |
| Erik Wendell   | Washington   |

### CAREER GOALS – CURRENT PLAYERS

|                |    |
|----------------|----|
| John Pohl      | 44 |
| Jordan Leopold | 25 |
| Jeff Taffe     | 22 |
| Grant Potulny  | 22 |
| Erik Wendell   | 16 |
| Troy Riddle    | 16 |
| Pat O'Leary    | 11 |
| Matt Koalska   | 10 |
| Nick Anthony   | 9  |
| Nick Angell    | 7  |
| Matt DeMarchi  | 5  |
| Paul Martin    | 3  |
| Mark Nenovich  | 2  |
| Jon Waibel     | 1  |

### CAREER ASSISTS – CURRENT PLAYERS

|                |    |
|----------------|----|
| John Pohl      | 77 |
| Jordan Leopold | 71 |
| Jeff Taffe     | 33 |
| Nick Angell    | 19 |
| Paul Martin    | 17 |
| Nick Anthony   | 16 |
| Matt DeMarchi  | 15 |
| Troy Riddle    | 14 |
| Matt Koalska   | 14 |
| Grant Potulny  | 12 |
| Erik Wendell   | 11 |
| Pat O'Leary    | 7  |
| Jon Waibel     | 7  |
| Mark Nenovich  | 2  |
| Joey Martin    | 2  |

### CAREER POINTS – CURRENT PLAYERS

|                |     |
|----------------|-----|
| John Pohl      | 121 |
| Jordan Leopold | 96  |
| Jeff Taffe     | 53  |
| Grant Potulny  | 32  |
| Troy Riddle    | 30  |
| Erik Wendell   | 27  |
| Nick Angell    | 26  |
| Nick Anthony   | 25  |
| Matt Koalska   | 23  |
| Matt DeMarchi  | 20  |
| Paul Martin    | 20  |
| Pat O'Leary    | 18  |
| Jon Waibel     | 8   |
| Mark Nenovich  | 4   |
| Joey Martin    | 2   |

### CAREER GAMES – CURRENT PLAYERS

|                |     |
|----------------|-----|
| John Pohl      | 121 |
| Jordan Leopold | 120 |
| Adam Hauser    | 116 |
| Nick Angell    | 111 |
| Erik Wendell   | 105 |
| Pat O'Leary    | 79  |
| Matt DeMarchi  | 77  |
| Jeff Taffe     | 77  |
| Nick Anthony   | 67  |
| Mark Nenovich  | 51  |
| Matt Koalska   | 42  |
| Grant Potulny  | 42  |
| Jon Waibel     | 42  |
| Paul Martin    | 38  |
| Troy Riddle    | 38  |
| Joey Martin    | 18  |
| Chad Roberg    | 6   |

## 2000-01 WCHA Standings/Schedule

| Team (Overall Record, win %)     | GP | W  | L  | T | Pts | GF  | GA  | GDif |
|----------------------------------|----|----|----|---|-----|-----|-----|------|
| North Dakota (29-8-9, .728)      | 28 | 18 | 4  | 6 | 42  | 115 | 80  | +35  |
| St. Cloud State (31-9-1, .768)   | 28 | 20 | 8  | 0 | 40  | 111 | 69  | +42  |
| Minnesota (27-13-2, .667)        | 28 | 18 | 8  | 2 | 38  | 107 | 70  | +37  |
| Colorado College (27-13-1, .679) | 28 | 17 | 11 | 0 | 34  | 106 | 81  | +25  |
| Wisconsin (22-15-4, .585)        | 28 | 14 | 10 | 4 | 32  | 81  | 86  | -5   |
| Denver (19-15-4, .553)           | 28 | 14 | 11 | 3 | 31  | 84  | 78  | +6   |
| MSU, Mankato (19-18-1, .513)     | 28 | 13 | 14 | 1 | 27  | 91  | 99  | -8   |
| Michigan Tech (8-24-4, .278)     | 28 | 6  | 19 | 3 | 15  | 69  | 105 | -36  |
| Alaska Anchorage (7-24-5, .264)  | 28 | 4  | 20 | 4 | 12  | 61  | 104 | -43  |
| Minnesota-Duluth (7-28-4, .231)  | 28 | 3  | 22 | 3 | 9   | 68  | 121 | -53  |

## 2000-01 Season Highs/Lows

### Team

|                                    |  |
|------------------------------------|--|
| MOST GOALS/GAME                    | (11) 12/9 vs. Quinnipiac   |
| LEAST GOALS/GAME                   | (0) two times, last 3/16 vs. SCSU                                      |
| MOST ASSISTS/GAME                  | (15) 12/9 vs. Quinnipiac   |
| LEAST ASSISTS/GAME                 | (0) two times, last 3/16 vs. SCSU                                      |
| MOST GOALS AGAINST/GAME            | (7) 11/10 at North Dakota  |
| LEAST GOALS AGAINST/GAME           | (0) three times, last 2/24 at UMD                                      |
| MOST ASSISTS AGAINST/GAME          | (12) 11/10 at North Dakota   |
| LEAST ASSISTS AGAINST/GAME         | (0) three times, 2/24 at UMD   |
| MOST GOALS/PERIOD                  | (5) 11/10 at North Dakota - second period                              |
| MOST GOALS AGAINST/PERIOD          | (4) 11/10 at North Dakota - third period                               |
| MOST POWER PLAY GOALS/GAME         | (5) two times, 2/2 vs. Michigan Tech                                   |
| MOST POWER PLAY GOALS ALLOWED/GAME | (2) five times, last 3/17 vs. CC                                       |
| MOST SHOTS ON GOAL/GAME            | (56) 1/27 vs. Bemidji State  |
| LEAST SHOTS ON GOAL/GAME           | (26) 11/17 at SCSU   |
| MOST SHOTS AGAINST/GAME            | (40) two times, last 2/2 vs. Michigan Tech                             |
| LEAST SHOTS AGAINST/GAME           | (13) 10/20 vs. UMD   |
| MOST SHOTS ON GOAL/PERIOD          | (24) three times, last 3/17 vs. CC - third period                      |
| MOST SHOTS AGAINST/PERIOD          | (18) 3/17 vs. CC - second period                                       |
| MOST PENALTIES/GAME                | (21) two times, last 2/2 vs. Michigan Tech                             |
| LEAST PENALTIES/GAME               | (2) two times, last 1/23 vs. Brown                                     |
| MOST PIM/GAME                      | (66) 2/2 vs. Michigan Tech   |
| LEAST PIM/GAME                     | (4) two times, last 1/23 vs. Brown                                     |
| MOST OPP. PENALTIES/GAME           | (26) 2/2 vs. Michigan Tech   |
| LEAST OPP. PENALTIES/GAME          | (2) 10/27 vs. Alaska-Anchorage   |
| MOST OPP. PIM/GAME                 | (76) 2/2 vs. Michigan Tech   |
| LEAST OPP. PIM/GAME                | (4) 10/27 vs. Alaska-Anchorage   |
| QUICKEST TWO GOALS                 | (0:14) 11/10 at North Dakota - second period (Taffe, Koalska)          |
| QUICKEST THREE GOALS               | (1:17) 11/10 at North Dakota - second period (Leopold, Taffe, Koalska) |

### Individual

|                    |   |
|--------------------|---|
| GOALS/GAME         | (3) two times, last Grant Potulny, 1/20 at Wisconsin                      |
| GOALS/PERIOD       | (2) six times, last Grant Potulny, 1/27 vs. Brown - third period          |
| ASSISTS/GAME       | (4) Erik Westrum, 10/14 at Bemidji State                                  |
| ASSISTS/PERIOD     | (2) 17 times, last Erik Westrum, 3/9 vs. MTU - third period               |
| POINTS/GAME        | (5) Erik Westrum, 10/14 at Bemidji State                                  |
| POINTS/PERIOD      | (3) three times, last Matt Koalska, 2/2 vs. Michigan Tech - second period |
| PENALTIES/GAME     | (7) Matt DeMarchi, 2/2 vs. Michigan Tech                                  |
| PIM/GAME           | (22) Matt DeMarchi, 2/2 vs. Michigan Tech                                 |
| SHOTS ON GOAL/GAME | (9) Jordan Leopold, 12/29 vs. Union                                       |
| SAVES/GAME         | (37) Adam Hauser, 2/2 vs. Michigan Tech                                   |

## Hauser Watch

### VICTORIES

| Rk. | Player       | Wins | Years        |
|-----|--------------|------|--------------|
| 1.  | Robb Stauber | 73   | 1986-89      |
| 2.  | John Blue    | 64   | 1984-87      |
| 3.  | Adam Hauser  | 60   | 1998-present |

### GAMES PLAYED

| Rk. | Player       | GP  | Years        |
|-----|--------------|-----|--------------|
| 1.  | Adam Hauser  | 116 | 1998-present |
| 2.  | Robb Stauber | 98  | 1986-89      |
| 3.  | Three tied   | 96  |              |

### MINUTES PLAYED

| Rk. | Player       | MP    | Years        |
|-----|--------------|-------|--------------|
| 1.  | Adam Hauser  | 6,829 | 1998-present |
| 2.  | Robb Stauber | 5,717 | 1986-89      |
| 3.  | Steve DeBus  | 5,490 | 1995-98      |

### SAVES

| Rk. | Player         | Saves | Years        |
|-----|----------------|-------|--------------|
| 1.  | Adam Hauser    | 2,936 | 1998-present |
| 2.  | Steve Janaszak | 2,639 | 1975-79      |
| 3.  | Robb Stauber   | 2,553 | 1986-89      |

### SAVE PERCENTAGE

| Rk. | Player           | SV % | Years        |
|-----|------------------|------|--------------|
| 1.  | Jim Mattson      | .906 | 1951-54      |
|     | Robb Stauber     | .906 | 1986-89      |
| 3.  | Murray McLachlin | .902 | 1967-70      |
| 4t. | Adam Hauser      | .896 | 1998-present |

### GOALS-AGAINST-AVERAGE

| Rk. | Player       | GAA  | Years        |
|-----|--------------|------|--------------|
| 1.  | Jim Mattson  | 2.48 | 1951-54      |
| 2.  | Robb Stauber | 2.77 | 1986-89      |
| 3.  | Adam Hauser  | 2.98 | 1998-present |

## WCHA Recordbook

### GAMES PLAYED - OVERALL

| Rk. | Player              | GP  | Years        |
|-----|---------------------|-----|--------------|
| 1.  | Brant Nicklin (UMD) | 137 | 1996-2000    |
| 9.  | Adam Hauser         | 116 | 1998-present |

### MINUTES PLAYED - OVERALL

| Rk. | Player              | MP    | Years        |
|-----|---------------------|-------|--------------|
| 1.  | Brant Nicklin (UMD) | 7,913 | 1996-2000    |
|     | Adam Hauser         | 6,829 | 1998-present |

### SAVES - OVERALL

| Rk. | Player               | SV    | Years        |
|-----|----------------------|-------|--------------|
| 1.  | Robbie Moore (Mich.) | 4,434 | 1973-76      |
|     | Adam Hauser          | 2,936 | 1998-present |

### SAVES - WCHA ONLY

| Rk. | Player               | SV    | Years        |
|-----|----------------------|-------|--------------|
| 1.  | Robbie Moore (Mich.) | 3,665 | 1973-76      |
|     | Adam Hauser          | 2,020 | 1998-present |

## Multiple-Point Games (season/career)

| Player (Games)        | Last Time                     | Record       |
|-----------------------|-------------------------------|--------------|
| John Pohl (0/33)      | 3/23/01 vs. Maine (1g, 2a)    | 0-0-0/24-8-1 |
| Jordan Leopold (0/20) | 3/23/01 vs. Maine (2a)        | 0-0-0/11-7-2 |
| Grant Potulny (0/10)  | 3/23/01 vs. Maine (2g)        | 0-0-0/8-1-1  |
| Jeff Taffe (0/12)     | 2/17/01 vs. C.C. (2a)         | 0-0-0/8-3-1  |
| Troy Riddle (0/8)     | 2/24/01 at UMD (2a)           | 0-0-0/8-0-0  |
| Matt Koalska (0/7)    | 3/10/01 vs. MTU (2a)          | 0-0-0/7-0-0  |
| Paul Martin (0/6)     | 3/9/01 vs. MTU (2a)           | 0-0-0/5-1-0  |
| Nick Anthony (0/5)    | 3/10/01 vs. MTU (1g, 2a)      | 0-0-0/5-0-0  |
| Pat O'Leary (0/3)     | 1/6/01 at UAA (1g, 1a)        | 0-0-0/3-0-0  |
| Matt DeMarchi (0/3)   | 2/16/01 vs. C.C. (2a)         | 0-0-0/3-0-0  |
| Nick Angell (0/3)     | 10/21/00 vs. UMD (1g, 1a)     | 0-0-0/2-1-0  |
| Erik Wendell (0/3)    | 2/2/01 vs. MTU (2g)           | 0-0-0/3-0-0  |
| Mark Nenovich (0/1)   | 12/29/99 vs. Harvard (1g, 1a) | 0-0-0/1-0-0  |

## Multiple-Goal Games (season/career)

| Player (Games)       | Last Time                     | Record      |
|----------------------|-------------------------------|-------------|
| John Pohl (0/6)      | 2/10/01 vs. MSU-M (2g)        | 0-0-0/6-0-0 |
| Grant Potulny (0/3)  | 1/23/01 vs. Brown (2g)        | 0-0-0/3-0-0 |
| Troy Riddle (0/2)    | 2/17/01 vs. C.C. (2g)         | 0-0-0/2-0-0 |
| Jordan Leopold (0/3) | 11/10/00 at North Dakota (2g) | 0-0-0/1-2-0 |
| Pat O'Leary (0/2)    | 12/30/00 vs. LSSU (2g)        | 0-0-0/2-0-0 |
| Erik Wendell (0/1)   | 2/2/01 at MTU (2g)            | 0-0-0/1-0-0 |
| Jeff Taffe (0/1)     | 1/29/00 vs. MSU (2g)          | 0-0-0/0-1-0 |

## Leopold Watch

### POINTS BY A DEFENSEMAN

| Rk. | Player         | Pts. | Years   |
|-----|----------------|------|---------|
| 1.  | Todd Richards  | 158  | 1985-89 |
| 9.  | Les Auge       | 104  | 1971-75 |
|     | Jordan Leopold | 96   | 1998-   |

### GOALS BY A DEFENSEMAN

| Rk. | Player         | Goals | Years   |
|-----|----------------|-------|---------|
| 1.  | Mike Crowley   | 37    | 1994-97 |
| 8.  | Randy Skarda   | 28    | 1986-89 |
|     | Jordan Leopold | 25    | 1998-   |

### ASSISTS BY A DEFENSEMAN

| Rk. | Player         | Assists | Years   |
|-----|----------------|---------|---------|
| 1.  | Todd Richards  | 128     | 1985-89 |
| 11. | Mike Guentzel  | 75      | 1981-85 |
|     | Tony Kellin    | 75      | 1982-86 |
|     | Jordan Leopold | 71      | 1998-   |


## Minnesota Men - 2000-2001 Team Statistics

[2000-2001 Schedule & Results](#) | [2000-2001 Roster](#) | [1999-2000 Team Statistics](#)

| Minnesota             |          | Overall - 42 Games Played (27-13- 2 .667) |              |         |          |               |           |              |         |    |      |    |              |         | Conf Only - 28 Games Played (18- 8- 2 .679) |               |           |              |          |         |    |      |    |    |    |  |  |  |
|-----------------------|----------|---|--------------|---------|----------|---------------|-----------|--------------|---------|----|------|----|--------------|---------|---|---------------|-----------|--------------|----------|---------|----|------|----|----|----|--|--|--|
| Player                | YR/POS   | GP  | G            | A       | PTS      | P/GM          | G/GM      | PEN/MIN      | PP      | SH | GW   | GT | EN           | GP      | G   | A             | PTS       | P/GM         | G/GM     | PEN/MIN | PP | SH   | GW | GT | EN |  |  |  |
| Erik Westrum          | SR F     | 42  | 26           | 35      | 61       | 1.45          | 0.62      | 42/ 84       | 7       | 3  | 2    | 0  | 1            | 28      | 14  | 23            | 37        | 1.32         | 0.50     | 30/ 60  | 4  | 2    | 1  | 0  | 1  |  |  |  |
| Jordan Leopold        | JR D     | 42  | 12           | 37      | 49       | 1.17          | 0.29      | 19/ 38       | 4       | 1  | 1    | 1  | 0            | 28      | 10  | 21            | 31        | 1.11         | 0.36     | 14/ 28  | 3  | 1    | 0  | 1  | 0  |  |  |  |
| John Pohl             | JR F     | 38  | 19           | 26      | 45       | 1.18          | 0.50      | 8/ 24        | 13      | 0  | 3    | 0  | 1            | 26      | 15  | 17            | 32        | 1.23         | 0.58     | 2/ 4    | 10 | 0    | 3  | 0  | 1  |  |  |  |
| Jeff Taffe            | SO F     | 38  | 12           | 23      | 35       | 0.92          | 0.32      | 24/ 56       | 4       | 0  | 5    | 0  | 0            | 26      | 9   | 16            | 25        | 0.96         | 0.35     | 16/ 40  | 3  | 0    | 3  | 0  | 0  |  |  |  |
| Grant Potulny         | FR F     | 42  | 22           | 11      | 33       | 0.79          | 0.52      | 19/ 38       | 16      | 0  | 5    | 0  | 0            | 28      | 12  | 5             | 17        | 0.61         | 0.43     | 17/ 34  | 8  | 0    | 3  | 0  | 0  |  |  |  |
| Troy Riddle           | FR F     | 38  | 16           | 14      | 30       | 0.79          | 0.42      | 19/ 49       | 4       | 1  | 1    | 1  | 0            | 26      | 10  | 11            | 21        | 0.81         | 0.38     | 16/ 43  | 2  | 1    | 1  | 1  | 0  |  |  |  |
| Aaron Miskovich       | SR F     | 41  | 12           | 12      | 24       | 0.59          | 0.29      | 15/ 41       | 4       | 3  | 4    | 0  | 2            | 27      | 10  | 9             | 19        | 0.70         | 0.37     | 9/ 29   | 4  | 1    | 4  | 0  | 2  |  |  |  |
| Matt Koalska          | FR F     | 42  | 10           | 14      | 24       | 0.57          | 0.24      | 14/ 36       | 6       | 0  | 1    | 0  | 0            | 28      | 7   | 6             | 13        | 0.46         | 0.25     | 9/ 26   | 5  | 0    | 1  | 0  | 0  |  |  |  |
| Dylan Mills           | SR D     | 42  | 2            | 21      | 23       | 0.55          | 0.05      | 28/ 56       | 1       | 0  | 0    | 0  | 0            | 28      | 0   | 16            | 16        | 0.57         | 0.00     | 21/ 42  | 0  | 0    | 0  | 0  | 0  |  |  |  |
| Paul Martin           | FR D     | 38  | 3            | 17      | 20       | 0.53          | 0.08      | 4/ 8         | 0       | 0  | 0    | 0  | 0            | 26      | 1   | 9             | 10        | 0.38         | 0.04     | 2/ 4    | 0  | 0    | 0  | 0  | 0  |  |  |  |
| Nick Anthony          | SO F     | 34  | 5            | 12      | 17       | 0.50          | 0.15      | 15/ 30       | 0       | 0  | 1    | 0  | 0            | 24      | 2   | 4             | 6         | 0.25         | 0.08     | 10/ 20  | 0  | 0    | 1  | 0  | 0  |  |  |  |
| Stuart Senden         | SR F     | 34  | 7            | 6       | 13       | 0.38          | 0.21      | 11/ 30       | 0       | 0  | 1    | 0  | 0            | 20      | 1   | 5             | 6         | 0.30         | 0.05     | 8/ 24   | 0  | 0    | 0  | 0  | 0  |  |  |  |
| Matt DeMarchi         | SO D     | 39  | 4            | 9       | 13       | 0.33          | 0.10      | 57/149       | 0       | 0  | 0    | 0  | 0            | 26      | 2   | 8             | 10        | 0.38         | 0.08     | 41/106  | 0  | 0    | 0  | 0  | 0  |  |  |  |
| Pat O'Leary           | JR F     | 38  | 5            | 4       | 9        | 0.24          | 0.13      | 18/ 44       | 1       | 0  | 1    | 0  | 0            | 25      | 2   | 4             | 6         | 0.24         | 0.08     | 17/ 42  | 0  | 0    | 0  | 0  | 0  |  |  |  |
| Ben Tharp             | SO F     | 38  | 4            | 4       | 8        | 0.21          | 0.11      | 17/ 34       | 0       | 0  | 1    | 0  | 0            | 24      | 2   | 1             | 3         | 0.12         | 0.08     | 11/ 22  | 0  | 0    | 0  | 0  | 0  |  |  |  |
| Nick Angell           | JR D     | 38  | 3            | 5       | 8        | 0.21          | 0.08      | 13/ 26       | 0       | 0  | 1    | 0  | 0            | 24      | 1   | 3             | 4         | 0.17         | 0.04     | 11/ 22  | 0  | 0    | 1  | 0  | 0  |  |  |  |
| Jon Waibel            | FR F     | 42  | 1            | 7       | 8        | 0.19          | 0.02      | 17/ 34       | 0       | 0  | 0    | 0  | 0            | 28      | 1   | 5             | 6         | 0.21         | 0.04     | 12/ 24  | 0  | 0    | 0  | 0  | 0  |  |  |  |
| Erik Wendell          | JR F     | 33  | 5            | 2       | 7        | 0.21          | 0.15      | 19/ 38       | 2       | 0  | 0    | 0  | 0            | 23      | 5   | 2             | 7         | 0.30         | 0.22     | 12/ 24  | 2  | 0    | 0  | 0  | 0  |  |  |  |
| Matt Leimbek          | SR F     | 23  | 3            | 2       | 5        | 0.22          | 0.13      | 3/ 6         | 0       | 0  | 0    | 0  | 0            | 15      | 3   | 1             | 4         | 0.27         | 0.20     | 3/ 6    | 0  | 0    | 0  | 0  | 0  |  |  |  |
| Joey Martin           | FR D     | 18  | 0            | 2       | 2        | 0.11          | 0.00      | 1/ 2         | 0       | 0  | 0    | 0  | 0            | 13      | 0   | 1             | 1         | 0.08         | 0.00     | 1/ 2    | 0  | 0    | 0  | 0  | 0  |  |  |  |
| Pete Samargia         | SO G     | 5   | 0            | 1       | 1        | 0.20          | 0.00      |              | 0       | 0  | 0    | 0  | 0            | 3       | 0   | 0             | 0         | 0.00         | 0.00     |         | 0  | 0    | 0  | 0  | 0  |  |  |  |
| Erik Young            | SO G     | 1   | 0            | 0       | 0        | 0.00          | 0.00      |              | 0       | 0  | 0    | 0  | 0            |         | 0   | 0             | 0         | 0.00         | 0.00     |         | 0  | 0    | 0  | 0  | 0  |  |  |  |
| Chad Roberg           | SO F     | 6   | 0            | 0       | 0        | 0.00          | 0.00      |              | 0       | 0  | 0    | 0  | 0            | 4       | 0   | 0             | 0         | 0.00         | 0.00     |         | 0  | 0    | 0  | 0  | 0  |  |  |  |
| Mark Nenovich         | JR D     | 9   | 0            | 0       | 0        | 0.00          | 0.00      | 2/ 4         | 0       | 0  | 0    | 0  | 0            | 6       | 0   | 0             | 0         | 0.00         | 0.00     | 1/ 2    | 0  | 0    | 0  | 0  | 0  |  |  |  |
| Adam Hauser           | JR G     | 40  | 0            | 0       | 0        | 0.00          | 0.00      | 8/ 24        | 0       | 0  | 0    | 0  | 0            | 28      | 0   | 0             | 0         | 0.00         | 0.00     | 5/ 18   | 0  | 0    | 0  | 0  | 0  |  |  |  |
| Bench                 |          |   |              |         |          |               |           | 3/ 6         |         |    |      |    |              |         |   |               |           |              |          | 2/ 4    |    |      |    |    |    |  |  |  |
| Minnesota             |          | 42  | 171          | 264     | 435      | 10.36         | 4.07      | 376/857      | 62      | 8  | 27   | 2  | 4            | 28      | 107   | 167           | 274       | 9.79         | 3.82     | 270/626 | 41 | 5    | 18 | 2  | 4  |  |  |  |
| Opponents             |          | 42  | 109          | 158     | 267      | 6.36          | 2.60      | 402/944      | 26      | 7  | 13   | 0  | 2            | 28      | 70  | 110           | 180       | 6.43         | 2.50     | 282/677 | 14 | 4    | 8  | 0  | 1  |  |  |  |
| Goaltending           |          | GP  | Minutes      | GA      | Savs     | Sav%          | GAA       | Record       | Win%    | ST | SO   |    | GP           | Minutes | GA  | Savs          | Sav%      | GAA          | Record   | Win%    | ST | SO   |    |    |    |  |  |  |
| Adam Hauser           | JR       | 40  | 2365:56      | 101     | 929      | .902          | 2.56      | 26-12- 2     | .675    | 40 | 3    |    | 28           | 1641:02 | 69  | 695           | .910      | 2.52         | 18- 8- 2 | .679    | 28 | 3    |    |    |    |  |  |  |
| Pete Samargia         | SO       | 5   | 168:54       | 6       | 68       | .919          | 2.13      | 1- 1- 0      | .500    | 2  | 0    |    | 3            | 49:48   | 0   | 18            | 1.00      | 0.00         | 0- 0- 0  | ---     | 0  | 0    |    |    |    |  |  |  |
| Erik Young            | SO       | 1   | 6:26         | 0       | 2        | 1.00          | 0.00      | 0- 0- 0      | ---     | 0  | 0    |    | 1            | 1:04    | 1   |               |           |              |          |         |    |      |    |    |    |  |  |  |
| Open Net              |          | 4   | 3:42         | 2       |          |               |           |              |         |    |      |    |              |         |   |               |           |              |          |         |    |      |    |    |    |  |  |  |
| Minnesota             |          | 42  | 2544:58      | 109     | 999      | .902          | 2.57      | 27-13- 2     | .667    | 42 | 3    |    | 28           | 1691:54 | 70  | 713           | .911      | 2.48         | 18- 8- 2 | .679    | 28 | 3    |    |    |    |  |  |  |
| Opponents             |          | 42  | 2544:58      | 171     | 1391     | .891          | 4.03      | 13-27- 2     | .333    | 42 | 2    |    | 28           | 1691:54 | 107   | 920           | .896      | 3.79         | 8-18- 2  | .321    | 28 | 1    |    |    |    |  |  |  |
| Special Teams         |          | Power Play                                | SHA          | Penalty | Kill     | SHF           | Combined  |              |         |    |      |    | Power Play   | SHA     | Penalty                                     | Kill          | SHF       | Combined     |          |         |    |      |    |    |    |  |  |  |
| Minnesota             |          | 62/244                                    | .254         | 7       | 200/226  | .885          | 8         | 262/470      | .557    |    |      |    | 41/169       | .243    | 4   | 147/161       | .913      | 5            | 188/330  | .570    |    |      |    |    |    |  |  |  |
| Opponents             |          | 26/226                                    | .115         | 8       | 182/244  | .746          | 7         | 208/470      | .443    |    |      |    | 14/161       | .087    | 5   | 128/169       | .757      | 4            | 142/330  | .430    |    |      |    |    |    |  |  |  |
| Scoring/Shots On Goal |          | 1st                                       | 2nd          | 3rd     | OT       | TOT           | 1st       | 2nd          | 3rd     | OT | SOG  |    | 1st          | 2nd     | 3rd   | OT            | TOT       | 1st          | 2nd      | 3rd     | OT | SOG  |    |    |    |  |  |  |
| Minnesota             |          | 50  | 59           | 62      | 0        | 171           | 497       | 531          | 524     | 10 | 1562 |    | 29           | 38      | 40  | 0             | 107       | 309          | 364      | 351     | 3  | 1027 |    |    |    |  |  |  |
| Opponents             |          | 30  | 28           | 49      | 2        | 109           | 356       | 371          | 366     | 15 | 1108 |    | 21           | 16      | 32  | 1             | 70        | 263          | 263      | 251     | 6  | 783  |    |    |    |  |  |  |
| Difference            |          | +20                                       | +31          | +13     | -2       | +62           | +141      | +160         | +158    | -5 | +454 |    | +8           | +22     | +8  | -1            | +37       | +46          | +101     | +100    | -3 | +244 |    |    |    |  |  |  |
| Streaks               | Overall  | Conf                                      | Site         | H:23    | 18- 4- 1 | A:15          | 8- 6- 1   | N: 4         | 1- 3- 0 |    |      |    | Site         | H:14    | 11- 2- 1                                    | A:14          | 7- 6- 1   | N: 0         | 0- 0- 0  |         |    |      |    |    |    |  |  |  |
| W/L                   | 0- 3     | 0- 2                                      | End1         | +:20    | 15- 4- 1 | -:10          | 3- 6- 1   | E:12         | 9- 3- 0 |    |      |    | End1         | +:11    | 9- 1- 1                                     | -: 7          | 1- 5- 1   | E:10         | 8- 2- 0  |         |    |      |    |    |    |  |  |  |
| WT/LT                 | 0- 3- 0  | 0- 2- 0                                   | End2         | +:25    | 23- 2- 0 | -:10          | 0- 9- 1   | E: 7         | 4- 2- 1 |    |      |    | End2         | +:16    | 15- 1- 0                                    | -: 8          | 0- 7- 1   | E: 4         | 3- 0- 1  |         |    |      |    |    |    |  |  |  |
| Last 5                | 2- 3- 0  | 2- 3- 0                                   | Scoring      | 1st:27  | 22- 4- 1 | Scored        | on 1st:15 | 5- 9- 1      |         |    |      |    | Scoring      | 1st:18  | 16- 1- 1                                    | Scored        | on 1st:10 | 2- 7- 1      |          |         |    |      |    |    |    |  |  |  |
| Last 10               | 4- 6- 0  | 7- 3- 0                                   | Min. Leading |         |          | Min. Trailing |           | Minutes Even |         |    |      |    | Min. Leading |         |   | Min. Trailing |           | Minutes Even |          |         |    |      |    |    |    |  |  |  |
| Last 15               | 9- 6- 0  | 10- 5- 0                                  | 1247:04      | 49.0%   | 541:20   | 21.3%         | 756:34    | 29.7%        |         |    |      |    | 773:04       | 45.7%   | 401:44                                      | 23.7%         | 517:06    | 30.6%        |          |         |    |      |    |    |    |  |  |  |
| Last 20               | 13- 7- 0 | 13- 7- 0                                  |              |         |          |               |           |              |         |    |      |    |              |         |   |               |           |              |          |         |    |      |    |    |    |  |  |  |


Please use the "Back" button on your browser to return to the previous page, or click on the puck at the right to return to the collegehockeystats.com Index.

3624759 Pages Accessed Since October 8, 1999



# GOLDEN GOPHER

## HOCKEY



MHO  
H65h

### WEEKLY RELEASE

October 9, 2001

#### SCHEDULE/RESULTS

|             |                         |        |
|-------------|-------------------------|--------|
| Oct. 5      | at North Dakota%        | W 7-5  |
| Oct. 19     | BEMIDJI STATE           | 7:05   |
| Oct. 20     | BEMIDJI STATE           | 7:05   |
| Oct. 26     | COLGATE                 | 7:05   |
| Oct. 27     | COLGATE                 | 7:05   |
| Nov. 2      | at Michigan Tech        | 6:05   |
| Nov. 3      | at Michigan Tech        | 7:05   |
| Nov. 9      | MSU, MANKATO            | 7:05   |
| Nov. 10     | MSU, MANKATO            | 7:05   |
| Nov. 16     | MINN.-DULUTH            | 7:05   |
| Nov. 17     | MINN.-DULUTH            | 8:05   |
| Nov. 23     | Michigan#               | 6:35   |
| Nov. 25     | at Michigan State#      | 12:35  |
| Nov. 30     | ST. CLOUD STATE         | 7:05   |
| Dec. 1      | at St. Cloud State      | 7:05   |
| Dec. 8      | at Denver               | 8:05   |
| Dec. 9      | at Denver               | 8:05   |
| Dec. 29     | MARIUCCI CLASSIC#       |        |
|             | vs. Ferris State        | 7:05   |
| Dec. 30     | MARIUCCI CLASSIC#       |        |
|             | vs. W. Mich./Providence | 4/7:05 |
| Jan. 5      | NORTH DAKOTA            | 7:05   |
| Jan. 6      | NORTH DAKOTA            | 7:05   |
| Jan. 11     | at Wisconsin            | 7:05   |
| Jan. 12     | at Wisconsin            | 7:05   |
| Jan. 18     | at Alaska Anchorage     | 10:05  |
| Jan. 19     | at Alaska Anchorage     | 10:05  |
| Jan. 25     | DENVER                  | 7:05   |
| Jan. 26     | DENVER                  | 7:05   |
| Jan. 28     | FRENCH OLYMPIC*         | 7:05   |
| Feb. 1      | at Minnesota-Duluth     | 7:05   |
| Feb. 2      | at Minnesota-Duluth     | 7:05   |
| Feb. 8      | at North Dakota         | 7:35   |
| Feb. 9      | at North Dakota         | 7:35   |
| Feb. 15     | COLORADO COLL.          | 7:05   |
| Feb. 16     | COLORADO COLL.          | 7:05   |
| Feb. 22     | WISCONSIN               | 7:05   |
| Feb. 23     | WISCONSIN               | 7:05   |
| March 1     | at St. Cloud State      | 7:05   |
| March 2     | ST. CLOUD STATE         | 7:05   |
| March 8-10  | WCHA First Round        |        |
| March 14-16 | WCHA Final Five         |        |
| March 22-24 | NCAA Regional           |        |
| April 4-6   | NCAA Frozen Four^       |        |

% - Hall of Fame Game

\* - exhibition game

# - non-conference game

^ - Xcel Energy Center, St. Paul, Minn.

all game times are Central

game times are subject to change

#### UP NEXT...

#### BEMIDJI STATE AT MINNESOTA

Mariucci Arena (10,000)

7:05 p.m. • Oct. 19-20, 2001

**Golden Gophers Open With Win:** Minnesota rallied from a 5-3 third-period deficit and defeated North Dakota 7-5 in the Hall of Fame Game in Grand Forks, N.D. Jordan Leopold and Jeff Taffe led the Golden Gophers offensively with a pair of goals each.

**Leopold Picks Up Where He Left Off:** All-American Jordan Leopold tallied a pair of goals in the 7-5 victory at North Dakota. A Hobey Baker Award finalist a year ago, the senior's third-period goal ignited a four-goal outburst as the Golden Gophers rallied from a 5-3 deficit. Leopold was also instrumental in holding UND to just 22 shots, nearly 13 fewer than the Sioux averaged last season.

**Leopold For Hobey Campaign Begins:** Arguably the top defenseman in the nation, Jordan Leopold surprised many by returning for his senior season. After a dominating junior campaign, Leopold has established himself as a preseason candidate for the Hobey Baker Award. After leading the nation in defenseman scoring, Leopold was a first-team All-American and Minnesota's first WCHA Defensive Player of the Year. Of the 10 Hobey finalists from a year ago, just Leopold and award winner Ryan Miller of Michigan State return for the 2001-02 season. Of the four first-team All-Americans on defense from last season, Leopold is also the lone returnee.

**Taffe Continues Trend vs. UND:** With two goals against North Dakota, junior Jeff Taffe continued his impressive play vs. the Sioux. In nine career games, Taffe has 6-5--11. It was the second time in his career he tallied two markers in a single game.

**No Sign of Sophomore Slump:** Against North Dakota this past Friday, Minnesota's sophomores served notice that last season was not a fluke. Defenseman Paul Martin established new career-highs in assists and points with three helpers. Despite a countless number of chances, Jon Waibel did not tally his first career goal until 31 games into his freshman season. Against North Dakota, Waibel's deflection proved to be the eventual game-winner. Matt Koalska was all over the ice and led the team with seven shots on goal. His third-period goal gave the Golden Gophers a 7-5 lead. Grant Potulny and Troy Riddle each added an assist as the class accounted for 2-5--7.

**Impressive Debuts:** Minnesota's talented class of newcomers made their presence known early on against North Dakota. Freshman Mike Erickson attempted one shot in the contest, but it proved to be a backhand that tied the game at one in the first period. It came just 30 seconds after UND took a 1-0 lead. WCHA preseason rookie of the year Keith Ballard not only helped hold the Sioux to 22 shots, but collected the first two assists of his career.

The most impressive debut came from an unexpected source, goaltender Travis Weber. While Weber was expected to see action in the coming weeks, he was called into action at the start of the second period to relieve senior Adam Hauser. Trailing 4-2 at the time, Minnesota outscored UND 5-1 in the final two stanzas as Weber stopped 13 of 14 shots to earn his first career victory.

#### MEDIA INFORMATION

**INTERVIEWS:** The coaching staff and players are available for interviews on WEDNESDAYS by request through the Media Relations office. The Golden Gopher locker room is CLOSED to the media at all times.

#### University of Minnesota Media Relations

Phone: (612) 625-4090

Fax: (612) 625-0359

Website: [www.gophersports.com](http://www.gophersports.com)

Contact: John Romo

Phone: (612) 624-7318

E-Mail: [romox001@umn.edu](mailto:romox001@umn.edu)

## 2001-02 Record When...

|                                     |        |
|-------------------------------------|--------|
| Overall Record                      | 1-0-0  |
| WCHA Record                         | 0-0-0  |
| Home Record                         | 0-0-0  |
| Road Record                         | 1-0-0  |
| Neutral Site Record                 | 0-0-0  |
| Last 20 Games (including last year) | 13-7-0 |
| Last 10 Games (including last year) | 4-6-0  |
| Last 5 Games                        | 2-3-0  |
| Scoring A Power-Play Goal           | 1-0-0  |
| Not Scoring A Power-Play Goal       | 0-0-0  |
| Allowing A Power-Play Goal          | 1-0-0  |
| Not Allowing A Power-Play Goal      | 0-0-0  |
| Scoring A Short-Handed Goal         | 1-0-0  |
| Allowing A Short-Handed Goal        | 0-0-0  |
| 10 Or More Penalties                | 0-0-0  |
| Fewer Than 10 Penalties             | 1-0-0  |
| More Penalties Than Opponent        | 0-0-0  |
| Fewer Penalties Than Opponent       | 1-0-0  |
| Same Amount Of Penalties            | 0-0-0  |
| In One-Goal Games                   | 0-0-0  |
| In Two-Goal Games                   | 1-0-0  |
| In Three-Goal or More Games         | 0-0-0  |
| In Overtime Games                   | 0-0-0  |
| Scoring 4 or More Goals             | 1-0-0  |
| Scoring 3 or Fewer Goals            | 0-0-0  |
| Scoring 3 or More Goals             | 1-0-0  |
| Scoring 2 or Fewer Goals            | 0-0-0  |
| Allowing 4 or More Goals            | 1-0-0  |
| Allowing 3 or Fewer Goals           | 0-0-0  |
| Scoring First Goal Of Game          | 0-0-0  |
| Opponents Score First               | 1-0-0  |
| Leading After One Period            | 0-0-0  |
| Trailing After One Period           | 1-0-0  |
| Tied After One Period               | 0-0-0  |
| Scoring First Goal Of Second Period | 1-0-0  |
| Leading After Two Periods           | 0-0-0  |
| Trailing After Two Periods          | 1-0-0  |
| Tied After Two Periods              | 0-0-0  |
| Scoring First Goal Of Third Period  | 1-0-0  |
| Having 10-19 Shots On Goal          | 0-0-0  |
| Having 20-29 Shots On Goal          | 0-0-0  |
| Having 30-39 Shots On Goal          | 0-0-0  |
| Having 40 or More Shots On Goal     | 1-0-0  |
| Allowing 10-19 Shots On Goal        | 0-0-0  |
| Allowing 20-29 Shots On Goal        | 1-0-0  |
| Allowing 30-39 Shots On Goal        | 0-0-0  |
| Allowing 40 or More Shots On Goal   | 0-0-0  |
| Outshooting Opponent                | 1-0-0  |
| Opponent Outshoots Minnesota        | 0-0-0  |
| Shots Are Even                      | 0-0-0  |
| October                             | 1-0-0  |
| November                            | 0-0-0  |
| December                            | 0-0-0  |
| January                             | 0-0-0  |
| February                            | 0-0-0  |
| March                               | 0-0-0  |
| Tuesdays                            | 0-0-0  |
| Fridays                             | 1-0-0  |
| Saturdays                           | 0-0-0  |
| Sundays                             | 0-0-0  |
| Series Record                       | 0-0-0  |
| Games Following A Win               | 0-0-0  |
| Games Following A Loss              | 0-0-0  |
| Games Following A Tie               | 0-0-0  |

## News & Notes

**Who's Back:** The Golden Gophers return 15 letterwinners from a squad that finished 27-13-2 last season. Included in that is All-American defenseman Jordan Leopold, the nation's most productive freshman class and a three-year starter in goal. Minnesota returns nearly 70 percent of its goal-scoring (117/154) and point-scoring (300/435).

**Ballard Named Preseason Rookie of the Year:** Highly-touted freshman Keith Ballard was the overwhelming choice for WCHA Preseason Rookie of the Year in the 31st Annual *Grand Forks Herald* WCHA Coaches' Poll. He is the second consecutive Golden Gopher to be picked, as Troy Riddle was a co-preseason pick a year ago. Ballard received eight of the 10 votes.

As a team, Minnesota was tabbed to finish second behind Colorado College. The Tigers earned six first-place votes, while the Golden Gophers had three. North Dakota was slotted third and received one first-place tally. Senior Jordan Leopold finished third in voting for Player of the Year.

**Head Coach Don Lucia:** Golden Gopher Head Coach Don Lucia has a career coaching record of 327-187-32 (.628) in 14 seasons behind the bench. At Minnesota, he owns a 48-32-4 mark (.595). His teams have won 20 or more games in each of the past nine seasons and have had just one sub-par .500 season in the past 14 years. He has guided his teams to the NCAA Tournament in six of the past seven campaigns.

**Leo Leads the Defense:** Arguably the premier defenseman in the nation, All-American Jordan Leopold leads Minnesota's defensive attack. The WCHA Defensive Player of the Year in 2000-01, he helped the Golden Gophers set a new single-season record with a 2.57 goals-against-average. Minnesota held its opponent to a goal or less 15 times last season. In the 80-year history of Golden Gopher hockey, the next closest total is 12 times in 1995-96.

**Rally Against UND:** Minnesota was 0-9-1 last season when it trailed entering the third period. The Golden Gophers rallied against UND though, for four unanswered goals in a 7-5 victory. Prior to that win, Minnesota was just 1-40-5 in the past 46 games when it trailed after two periods. The lone victory was on March 11, 2000, in a 3-2 overtime win at Colorado College. Prior to that, the last time Minnesota had a third-period rally was on March 14, 1997, when the Golden Gophers earned a 5-4 overtime victory against St. Cloud State.

**Evening Things Up:** A goal for the Golden Gophers is to score more five-on-five. Against UND, five of the seven goals came in even-strength situations. Last year, 36.3 percent of the team's goals came on the power-play (62/171). That is the highest percentage since the 1980-81 squad had 37.9 percent of its goals come on the power-play. That team set school records with 261 goals and 99 power-play goals.

**Making Their Response:** Twenty-two of Minnesota's goals occurred less than three minutes after its opponent scored last year. That total is 20 percent of the 109 markers given up by the Golden Gophers. Seven of those tallies happened within a minute. The following is a breakdown of this season compared to last season:

|                     | '00-01 | '01-02 |
|---------------------|--------|--------|
| Less than a minute: | 7      | 1      |
| 1-3 minutes:        | 15     | 1      |
| 3-5 minutes         | 3      | 0      |
| 5-10 minutes        | 10     | 0      |

**Down the Stretch:** If the Golden Gophers do claim their first MacNaughton Cup since 1996-97, they will definitely earn it. Minnesota will close the regular season with four consecutive series against teams that reached the NCAA Tournament a year ago. Five of the eight games will be at Mariucci Arena. The Golden Gophers will have as many as 18 games against teams that reached postseason last season.

## Stats By Class

|               | G-A--Pts | P/M | PP | SH | GW |
|---------------|----------|-----|----|----|----|
| Senior (6)    | 2-2--4   | 0/0 | 1  | 1  | 0  |
| Junior (4)    | 2-1--3   | 2/4 | 0  | 0  | 0  |
| Sophomore (6) | 2-5--7   | 4/8 | 0  | 0  | 1  |
| Freshman (7)  | 1-2--3   | 0/0 | 0  | 0  | 0  |

## THE LAST TIME IT HAPPENED

### Minnesota Swept A Road Series:

February 9-10, 2001 @ MSU, Mankato (4-1, 3-1)

### Minnesota Was Swept In A Road Series:

December 1-2, 2000 @ Denver (4-0, 4-1)

### Minnesota Swept A Home Series:

March 9-10, 2001 vs. Michigan Tech (7-3, 3-1)

### Minnesota Was Swept In A Home Series:

February 25-26, 2000 vs. Wisconsin (4-2, 5-4)

### Minnesota Shut Out An Opponent:

February 24, 2001 @ Minnesota-Duluth  
(Adam Hauser, 4-0)

### An Opponent Shut Out Minnesota:

March 16, 2001 vs. St. Cloud State (Scott Meyer, 3-0)

### Minnesota Player Scored A Hat Trick:

January 20, 2001 @ Wisconsin  
(Grant Potulny, 8-2 Minnesota win)

### Minnesota Player Scored A Pure Hat Trick:

February 26, 1999 @ Minnesota-Duluth  
(Wyatt Smith, 4-1 Minnesota win)

### An Opponent Scored A Hat Trick:

March 2, 2001 vs. St. Cloud State  
(Jon Cullen, three goals, 6-1, Minnesota loss)

### Minnesota Player Scored Four Goals In A Game:

February 27, 1999 @ Minnesota-Duluth  
(Reggie Berg, 10-7 Minnesota win)

### Minnesota Won When Trailing After Two Periods:

October 5, 2001 @ North Dakota, Hall of Fame Game  
(7-5/trailing 5-3 heading into third period)

### Minnesota Had 50 or More Shots On Goal In A Game:

January 27, 2001 vs. Bemidji State  
(56 shots, 5-1 Minnesota win)

### Opponent Had 50 or More Shots On Goal In A Game:

January 31, 1997 @ North Dakota  
(51 shots, 6-4 Minnesota loss)

### Minnesota Player Scored A Shorthanded Goal:

October 5, 2001 @ North Dakota  
(Jordan Leopold, first period, 7-5 win)

### Minnesota Won In Overtime:

March 11, 2000 vs. Colorado College (3-2)

### Minnesota Lost In Overtime:

March 23, 2001 vs. Maine (5-4)

### Minnesota Tied In Overtime:

November 11, 2000 at North Dakota (5-5)

### Minnesota Scored 10 Goals Or More In A Game:

December 9 vs. Quinnipiac  
(11-2 Minnesota win)

### Opponent Scored 10 Goals Or More In A Game:

January 30, 1993 @ Michigan Tech  
(10-2 Minnesota loss)

## Career Game Highs

### #1 Adam Hauser

Goals Allowed: 0 (7 times, last 2/24/01 at UMD)  
Saves: 44 (10/22/99 vs. North Dakota)  
Saves %: 1.000 (7 times, last 2/24/01 at UMD)

### #2 Mark Nenovich

Goals: 1 (2 times, last 3/11/00 at CC)  
Assists: 1 (2 times, last 1/30/00 vs. MSU, Mank.)  
Points (Game): 2 (12/29/99 vs. Harvard)

### #3 Jordan Leopold

Goals: 2 (4 times, last 10/05/01 at UND)  
Assists: 3 (5 times, last 3/17/01 vs. CC)  
Points (Game): 4 (2 times, 1/20/01 at Wis.)

### #5 Jon Waibel

Goals: 1 (2 times, last 10/5/01 at UND)  
Assists: 1 (7 times, last 3/2/01 vs. SCSU)  
Points: 1 (9 times, last 10/5/01 at UND)

### #9 John Pohl

Goals: 3 (1/15/00 vs. Denver)  
Assists: 4 (1/14/00 vs. Denver)  
Points: 4 (3 times, last 1/15/00 vs. Denver)

### #10 Paul Martin

Goals: 1 (3 times, last 2/23/01 at UMD)  
Assists: 3 (10/5/01 at UND)  
Points: 3 (10/5/01 at UND)

### #11 Erik Wendell

Goals: 2 (2/2/01 vs. MTU)  
Assists: 2 (10/5/01 at UND)  
Points: 2 (4 times, last 10/5/01 at UND)

### #13 Keith Ballard

Goals: n/a  
Assists: 2 (10/5/01 at UND)  
Points: 2 (10/5/01 at UND)

### #15 Mike Erickson

Goals: 1 (10/5/01 at UND)  
Assists: n/a  
Points: 1 (10/5/01 at UND)

### #16 Nick Anthony

Goals: 1 (8 times, last 3/10/01 vs. MTU)  
Assists: 2 (2 times, last 3/9/01 vs. MTU)  
Points: 3 (2 times, last 3/9/01 vs. MTU)

### #18 Grant Potulny

Goals: 3 (1/20/01 at Wis.)  
Assists: 1 (9 times, last 10/5/01 at UND)  
Points: 3 (3 times, last 2/10/01 at MSU-M)

### #19 Matt DeMarchi

Goals: 1 (3 times, last 3/3/01 at SCSU)  
Assists: 2 (2 times, last 2/16/01 vs. CC)  
Points: 2 (3 times, last 2/16/01 vs. CC)

### #20 Joey Martin

Goals: n/a  
Assists: 1 (2 times, last 1/13/01 vs. UND)  
Points: 1 (2 times, last 1/13/01 vs. UND)

### #21 Troy Riddle

Goals: 2 (2 times, last 2/17/01 vs. CC)  
Assists: 3 (1/20/01 at Wis.)  
Points: 3 (2 times, last 2/2/01 vs. MTU)

### #22 Jeff Taffe

Goals: 2 (2 times, last 10/05/01 at UND)  
Assists: 4 (2/18/00 at Michigan Tech)  
Points: 4 (2 times, last 1/20/01 at Wis.)

### #24 Matt Koalska

Goals: 1 (10 times, last 10/5/01 at UND)  
Assists: 2 (3 times, last 3/10/01 vs. MTU)  
Points: 3 (2/2/01 vs. MTU)

### #25 Pat O'Leary

Goals: 2 (2 times, last 12/30/00 vs. LSSU)  
Assists: 1 (6 times, last 1/6/01 at UAA)  
Points: 2 (2 times, last 1/6/01 at UAA)

### #26 Nick Angell

Goals: 1 (7 times, last 3/9/01 vs. MTU)  
Assists: 2 (12/10 at SCSU)  
Points: 2 (3 times, last 10/21/00 vs. UMD)

## 2000-01 Attendance

### By Average:

- 1) Wisconsin - 11,517 (75.6)
- 2) Minnesota - 9,562 (98.6)
- 3) Ohio State - 9,393 (53.7)
- 4) Neb.-Omaha - 8,314 (180.0)
- 5) Colorado College - 6,852 (93.3)

\* Percent of listed capacity in parenthesis

### Past Five Years Attendance Champions

- 1996 Minnesota - 9,789  
1997 Minnesota - 10,260  
1998 Minnesota - 10,056  
1999 Wisconsin - 12,153  
2000 Wisconsin - 11,517

## Drafted Golden Gophers

| Player         | Organization |
|----------------|--------------|
| Matt DeMarchi  | New Jersey   |
| Adam Hauser    | Edmonton     |
| Matt Koalska   | Nashville    |
| Jordan Leopold | Calgary      |
| Joey Martin    | Chicago      |
| Paul Martin    | New Jersey   |
| Pat O'Leary    | Phoenix      |
| John Pohl      | St. Louis    |
| Grant Potulny  | Ottawa       |
| Troy Riddle    | St. Louis    |
| Jeff Taffe     | Phoenix      |
| Erik Wendell   | Washington   |



### CAREER GOALS – CURRENT PLAYERS

|                |    |
|----------------|----|
| John Pohl      | 44 |
| Jordan Leopold | 27 |
| Jeff Taffe     | 24 |
| Grant Potulny  | 22 |
| Erik Wendell   | 16 |
| Troy Riddle    | 16 |
| Pat O'Leary    | 11 |
| Matt Koalska   | 11 |
| Nick Anthony   | 9  |
| Nick Angell    | 7  |
| Matt DeMarchi  | 5  |
| Paul Martin    | 3  |
| Mark Nenovich  | 2  |
| Jon Waibel     | 2  |
| Mike Erickson  | 1  |

### CAREER ASSISTS – CURRENT PLAYERS

|                |    |
|----------------|----|
| John Pohl      | 78 |
| Jordan Leopold | 71 |
| Jeff Taffe     | 33 |
| Nick Angell    | 19 |
| Paul Martin    | 19 |
| Nick Anthony   | 17 |
| Matt DeMarchi  | 15 |
| Troy Riddle    | 15 |
| Matt Koalska   | 14 |
| Erik Wendell   | 13 |
| Grant Potulny  | 12 |
| Pat O'Leary    | 7  |
| Jon Waibel     | 7  |
| Mark Nenovich  | 2  |
| Joey Martin    | 2  |
| Keith Ballard  | 2  |

### CAREER POINTS – CURRENT PLAYERS

|                |     |
|----------------|-----|
| John Pohl      | 122 |
| Jordan Leopold | 98  |
| Jeff Taffe     | 55  |
| Grant Potulny  | 32  |
| Troy Riddle    | 31  |
| Erik Wendell   | 29  |
| Nick Angell    | 26  |
| Nick Anthony   | 26  |
| Matt Koalska   | 24  |
| Matt DeMarchi  | 20  |
| Paul Martin    | 22  |
| Pat O'Leary    | 18  |
| Jon Waibel     | 9   |
| Mark Nenovich  | 4   |
| Joey Martin    | 2   |
| Keith Ballard  | 2   |
| Mike Erickson  | 1   |

### CAREER GAMES – CURRENT PLAYERS

|                  |     |
|------------------|-----|
| John Pohl        | 122 |
| Jordan Leopold   | 121 |
| Adam Hauser      | 117 |
| Nick Angell      | 112 |
| Erik Wendell     | 106 |
| Pat O'Leary      | 80  |
| Matt DeMarchi    | 78  |
| Jeff Taffe       | 78  |
| Nick Anthony     | 68  |
| Mark Nenovich    | 51  |
| Matt Koalska     | 43  |
| Grant Potulny    | 43  |
| Jon Waibel       | 43  |
| Paul Martin      | 39  |
| Troy Riddle      | 39  |
| Joey Martin      | 18  |
| Chad Roberg      | 6   |
| Mike Erickson    | 1   |
| Keith Ballard    | 1   |
| Judd Stevens     | 1   |
| Barry Tallackson | 1   |
| Jake Fleming     | 1   |
| Travis Weber     | 1   |

### 2001-02 WCHA Standings/Schedule

| Team (Overall Record, win %)   | GP | W | L | T | Pts | GF | GA | GDif |
|--------------------------------|----|---|---|---|-----|----|----|------|
| Minnesota (1-0-0, 1.000)       | 0  | 0 | 0 | 0 | 0   | 0  | 0  | 0    |
| St. Cloud State (0-0-0, .000)  | 0  | 0 | 0 | 0 | 0   | 0  | 0  | 0    |
| Colorado College (0-0-0, .000) | 0  | 0 | 0 | 0 | 0   | 0  | 0  | 0    |
| Wisconsin (0-0-0, .000)        | 0  | 0 | 0 | 0 | 0   | 0  | 0  | 0    |
| Denver (0-0-0, .000)           | 0  | 0 | 0 | 0 | 0   | 0  | 0  | 0    |
| MSU, Mankato (0-0-0, .000)     | 0  | 0 | 0 | 0 | 0   | 0  | 0  | 0    |
| Michigan Tech (0-0-0, .000)    | 0  | 0 | 0 | 0 | 0   | 0  | 0  | 0    |
| Alaska Anchorage (0-0-0, .000) | 0  | 0 | 0 | 0 | 0   | 0  | 0  | 0    |
| Minnesota-Duluth (0-0-0, .000) | 0  | 0 | 0 | 0 | 0   | 0  | 0  | 0    |
| North Dakota (0-1-0, .000)     | 0  | 0 | 0 | 0 | 0   | 0  | 0  | 0    |

### 2000-01 Season Highs/Lows

#### Team

|                                    |  |
|------------------------------------|--|
| MOST GOALS/GAME                    | (11) 12/9 vs. Quinnipiac   |
| LEAST GOALS/GAME                   | (0) two times, last 3/16 vs. SCSU                                      |
| MOST ASSISTS/GAME                  | (15) 12/9 vs. Quinnipiac   |
| LEAST ASSISTS/GAME                 | (0) two times, last 3/16 vs. SCSU                                      |
| MOST GOALS AGAINST/GAME            | (7) 11/10 at North Dakota  |
| LEAST GOALS AGAINST/GAME           | (0) three times, last 2/24 at UMD                                      |
| MOST ASSISTS AGAINST/GAME          | (12) 11/10 at North Dakota   |
| LEAST ASSISTS AGAINST/GAME         | (0) three times, 2/24 at UMD   |
| MOST GOALS/PERIOD                  | (5) 11/10 at North Dakota - second period                              |
| MOST GOALS AGAINST/PERIOD          | (4) 11/10 at North Dakota - third period                               |
| MOST POWER PLAY GOALS/GAME         | (5) two times, 2/2 vs. Michigan Tech                                   |
| MOST POWER PLAY GOALS ALLOWED/GAME | (2) five times, last 3/17 vs. CC                                       |
| MOST SHOTS ON GOAL/GAME            | (56) 1/27 vs. Bemidji State  |
| LEAST SHOTS ON GOAL/GAME           | (26) 11/17 at SCSU   |
| MOST SHOTS AGAINST/GAME            | (40) two times, last 2/2 vs. Michigan Tech                             |
| LEAST SHOTS AGAINST/GAME           | (13) 10/20 vs. UMD   |
| MOST SHOTS ON GOAL/PERIOD          | (24) three times, last 3/17 vs. CC - third period                      |
| MOST SHOTS AGAINST/PERIOD          | (18) 3/17 vs. CC - second period                                       |
| MOST PENALTIES/GAME                | (21) two times, last 2/2 vs. Michigan Tech                             |
| LEAST PENALTIES/GAME               | (2) two times, last 1/23 vs. Brown                                     |
| MOST PIM/GAME                      | (66) 2/2 vs. Michigan Tech   |
| LEAST PIM/GAME                     | (4) two times, last 1/23 vs. Brown                                     |
| MOST OPP. PENALTIES/GAME           | (26) 2/2 vs. Michigan Tech   |
| LEAST OPP. PENALTIES/GAME          | (2) 10/27 vs. Alaska-Anchorage   |
| MOST OPP. PIM/GAME                 | (76) 2/2 vs. Michigan Tech   |
| LEAST OPP. PIM/GAME                | (4) 10/27 vs. Alaska-Anchorage   |
| QUICKEST TWO GOALS                 | (0:14) 11/10 at North Dakota – second period (Taffe, Koalska)          |
| QUICKEST THREE GOALS               | (1:17) 11/10 at North Dakota – second period (Leopold, Taffe, Koalska) |

#### Individual

|                    |   |
|--------------------|---|
| GOALS/GAME         | (3) two times, last Grant Potulny, 1/20 at Wisconsin                      |
| GOALS/PERIOD       | (2) six times, last Grant Potulny, 1/27 vs. Brown - third period          |
| ASSISTS/GAME       | (4) Erik Westrum, 10/14 at Bemidji State                                  |
| ASSISTS/PERIOD     | (2) 17 times, last Erik Westrum, 3/9 vs. MTU - third period               |
| POINTS/GAME        | (5) Erik Westrum, 10/14 at Bemidji State                                  |
| POINTS/PERIOD      | (3) three times, last Matt Koalska, 2/2 vs. Michigan Tech - second period |
| PENALTIES/GAME     | (7) Matt DeMarchi, 2/2 vs. Michigan Tech                                  |
| PIM/GAME           | (22) Matt DeMarchi, 2/2 vs. Michigan Tech                                 |
| SHOTS ON GOAL/GAME | (9) Jordan Leopold, 12/29 vs. Union                                       |
| SAVES/GAME         | (37) Adam Hauser, 2/2 vs. Michigan Tech                                   |

## Hauser Watch

### VICTORIES

| Rk. | Player       | Wins | Years        |
|-----|--------------|------|--------------|
| 1.  | Robb Stauber | 73   | 1986-89      |
| 2.  | John Blue    | 64   | 1984-87      |
| 3.  | Adam Hauser  | 60   | 1998-present |

### GAMES PLAYED

| Rk. | Player       | GP  | Years        |
|-----|--------------|-----|--------------|
| 1.  | Adam Hauser  | 117 | 1998-present |
| 2.  | Robb Stauber | 98  | 1986-89      |
| 3.  | Three tied   | 96  |              |

### MINUTES PLAYED

| Rk. | Player       | MP    | Years        |
|-----|--------------|-------|--------------|
| 1.  | Adam Hauser  | 6,850 | 1998-present |
| 2.  | Robb Stauber | 5,717 | 1986-89      |
| 3.  | Steve DeBus  | 5,490 | 1995-98      |

### SAVES

| Rk. | Player         | Saves | Years        |
|-----|----------------|-------|--------------|
| 1.  | Adam Hauser    | 2,939 | 1998-present |
| 2.  | Steve Janaszak | 2,639 | 1975-79      |
| 3.  | Robb Stauber   | 2,553 | 1986-89      |

### SAVE PERCENTAGE

| Rk. | Player           | SV % | Years        |
|-----|------------------|------|--------------|
| 1.  | Jim Mattson      | .906 | 1951-54      |
|     | Robb Stauber     | .906 | 1986-89      |
| 3.  | Murray McLachlin | .902 | 1967-70      |
| 4.  | Adam Hauser      | .895 | 1998-present |

### GOALS-AGAINST-AVERAGE

| Rk. | Player       | GAA  | Years        |
|-----|--------------|------|--------------|
| 1.  | Jim Mattson  | 2.48 | 1951-54      |
| 2.  | Robb Stauber | 2.77 | 1986-89      |
| 3.  | Adam Hauser  | 3.02 | 1998-present |

## WCHA Recordbook

### GAMES PLAYED - OVERALL

| Rk. | Player              | GP  | Years        |
|-----|---------------------|-----|--------------|
| 1.  | Brant Nicklin (UMD) | 137 | 1996-2000    |
| 9.  | Adam Hauser         | 117 | 1998-present |

### MINUTES PLAYED - OVERALL

| Rk. | Player              | MP    | Years        |
|-----|---------------------|-------|--------------|
| 1.  | Brant Nicklin (UMD) | 7,913 | 1996-2000    |
|     | Adam Hauser         | 6,850 | 1998-present |

### SAVES - OVERALL

| Rk. | Player               | SV    | Years        |
|-----|----------------------|-------|--------------|
| 1.  | Robbie Moore (Mich.) | 4,434 | 1973-76      |
|     | Adam Hauser          | 2,939 | 1998-present |

### SAVES - WCHA ONLY

| Rk. | Player               | SV    | Years        |
|-----|----------------------|-------|--------------|
| 1.  | Robbie Moore (Mich.) | 3,665 | 1973-76      |
|     | Adam Hauser          | 2,020 | 1998-present |

## Multiple-Point Games (season/career)

| Player (Games)        | Last Time                     | Record       |
|-----------------------|-------------------------------|--------------|
| Jordan Leopold (1/21) | 10/5/01 at North Dakota (2g)  | 1-0-0/12-7-2 |
| Jeff Taffe (1/13)     | 10/5/01 at North Dakota (2g)  | 1-0-0/9-3-1  |
| Paul Martin (1/7)     | 10/5/01 at North Dakota (3a)  | 1-0-0/6-1-0  |
| Keith Ballard (1/1)   | 10/5/01 at North Dakota (2a)  | 1-0-0/1-0-0  |
| John Pohl (0/33)      | 3/23/01 vs. Maine (1g, 2a)    | 0-0-0/24-8-1 |
| Grant Potulny (0/10)  | 3/23/01 vs. Maine (2g)        | 0-0-0/8-1-1  |
| Troy Riddle (0/8)     | 2/24/01 at UMD (2a)           | 0-0-0/8-0-0  |
| Matt Koalska (0/7)    | 3/10/01 vs. MTU (2a)          | 0-0-0/7-0-0  |
| Nick Anthony (0/5)    | 3/10/01 vs. MTU (1g, 2a)      | 0-0-0/5-0-0  |
| Erik Wendell (0/3)    | 2/2/01 vs. MTU (2g)           | 0-0-0/3-0-0  |
| Pat O'Leary (0/3)     | 1/6/01 at UAA (1g, 1a)        | 0-0-0/3-0-0  |
| Matt DeMarchi (0/3)   | 2/16/01 vs. C.C. (2a)         | 0-0-0/3-0-0  |
| Nick Angell (0/3)     | 10/21/00 vs. UMD (1g, 1a)     | 0-0-0/2-1-0  |
| Mark Nenovich (0/1)   | 12/29/99 vs. Harvard (1g, 1a) | 0-0-0/1-0-0  |

## Multiple-Goal Games (season/career)

| Player (Games)       | Last Time                    | Record      |
|----------------------|------------------------------|-------------|
| Jordan Leopold (1/4) | 10/5/01 at North Dakota (2g) | 1-0-0/2-2-0 |
| Jeff Taffe (1/2)     | 10/5/01 at North Dakota (2g) | 1-0-0/1-1-0 |
| John Pohl (0/6)      | 2/10/01 vs. MSU-M (2g)       | 0-0-0/6-0-0 |
| Grant Potulny (0/3)  | 1/23/01 vs. Brown (2g)       | 0-0-0/3-0-0 |
| Troy Riddle (0/2)    | 2/17/01 vs. C.C. (2g)        | 0-0-0/2-0-0 |
| Pat O'Leary (0/2)    | 12/30/00 vs. LSSU (2g)       | 0-0-0/2-0-0 |
| Erik Wendell (0/1)   | 2/2/01 at MTU (2g)           | 0-0-0/1-0-0 |

## Leopold Watch

### POINTS BY A DEFENSEMAN

| Rk. | Player         | Pts. | Years   |
|-----|----------------|------|---------|
| 1.  | Todd Richards  | 158  | 1985-89 |
| 9.  | Les Auge       | 104  | 1971-75 |
|     | Jordan Leopold | 98   | 1998-   |

### GOALS BY A DEFENSEMAN

| Rk. | Player         | Goals | Years   |
|-----|----------------|-------|---------|
| 1.  | Mike Crowley   | 37    | 1994-97 |
| 8.  | Randy Skarda   | 28    | 1986-89 |
|     | Jordan Leopold | 27    | 1998-   |

### ASSISTS BY A DEFENSEMAN

| Rk. | Player         | Assists | Years   |
|-----|----------------|---------|---------|
| 1.  | Todd Richards  | 128     | 1985-89 |
| 11. | Mike Guentzel  | 75      | 1981-85 |
|     | Tony Kellin    | 75      | 1982-86 |
|     | Jordan Leopold | 71      | 1998-   |

## 2001-02 Minnesota Schedule/Results

| <u>Date</u> | <u>Opponent</u>             | <u>Result</u> | <u>MN/OPP</u><br><u>Shots</u> | <u>MN/OPP</u><br><u>Power-Play</u> | <u>MN/OPP</u><br><u>Penalties</u> | <u>Goaltender</u> | <u>Attend.</u> |
|-------------|-----------------------------|---------------|-------------------------------|------------------------------------|-----------------------------------|-------------------|----------------|
| 10/5        | at North Dakota#            | W 7-5         | 40-22                         | 1-4/1-3                            | 6-12/7-14                         | Weber (1-0-0)     | 11,690         |
| 10/19       | BEMIDJI STATE#              |               |                               |                                    |                                   |                   |                |
| 10/20       | BEMIDJI STATE#              |               |                               |                                    |                                   |                   |                |
| 10/26       | COLGATE#                    |               |                               |                                    |                                   |                   |                |
| 10/27       | COLGATE#                    |               |                               |                                    |                                   |                   |                |
| 11/2        | at Michigan Tech            |               |                               |                                    |                                   |                   |                |
| 11/3        | at Michigan Tech            |               |                               |                                    |                                   |                   |                |
| 11/9        | MSU, MANKATO                |               |                               |                                    |                                   |                   |                |
| 11/10       | MSU, MANKATO                |               |                               |                                    |                                   |                   |                |
| 11/16       | MINNESOTA-DULUTH            |               |                               |                                    |                                   |                   |                |
| 11/17       | MINNESOTA-DULUTH            |               |                               |                                    |                                   |                   |                |
| 11/23       | at Michigan#                |               |                               |                                    |                                   |                   |                |
| 11/25       | at Michigan State#          |               |                               |                                    |                                   |                   |                |
| 11/30       | ST. CLOUD STATE             |               |                               |                                    |                                   |                   |                |
| 12/1        | St. Cloud State             |               |                               |                                    |                                   |                   |                |
| 12/7        | at Denver                   |               |                               |                                    |                                   |                   |                |
| 12/8        | at Denver                   |               |                               |                                    |                                   |                   |                |
| 12/28       | FERRIS STATE#               |               |                               |                                    |                                   |                   |                |
| 12/29       | MARIUCCI CLASSIC#           |               |                               |                                    |                                   |                   |                |
| 1/5         | NORTH DAKOTA                |               |                               |                                    |                                   |                   |                |
| 1/6         | NORTH DAKOTA                |               |                               |                                    |                                   |                   |                |
| 1/11        | at Wisconsin                |               |                               |                                    |                                   |                   |                |
| 1/12        | at Wisconsin                |               |                               |                                    |                                   |                   |                |
| 1/18        | at Alaska Anchorage         |               |                               |                                    |                                   |                   |                |
| 1/19        | at Alaska Anchorage         |               |                               |                                    |                                   |                   |                |
| 1/25        | DENVER                      |               |                               |                                    |                                   |                   |                |
| 1/26        | DENVER                      |               |                               |                                    |                                   |                   |                |
| 1/28        | FRENCH OLYMPIC <sup>^</sup> |               |                               |                                    |                                   |                   |                |
| 2/1         | at Minnesota-Duluth         |               |                               |                                    |                                   |                   |                |
| 2/2         | at Minnesota-Duluth         |               |                               |                                    |                                   |                   |                |
| 2/8         | at North Dakota             |               |                               |                                    |                                   |                   |                |
| 2/9         | at North Dakota             |               |                               |                                    |                                   |                   |                |
| 2/15        | COLORADO COLLEGE            |               |                               |                                    |                                   |                   |                |
| 2/16        | COLORADO COLLEGE            |               |                               |                                    |                                   |                   |                |
| 2/22        | WISCONSIN                   |               |                               |                                    |                                   |                   |                |
| 2/23        | WISCONSIN                   |               |                               |                                    |                                   |                   |                |
| 3/1         | at St. Cloud State          |               |                               |                                    |                                   |                   |                |
| 3/2         | ST. CLOUD STATE             |               |                               |                                    |                                   |                   |                |
| 3/8-10      | WCHA First Round            |               |                               |                                    |                                   |                   |                |
| 3/14-16     | WCHA Final Five             |               |                               |                                    |                                   |                   |                |
| 3/22-24     | NCAA Regionals              |               |                               |                                    |                                   |                   |                |
| 4/4         | NCAA Semifinals             |               |                               |                                    |                                   |                   |                |
| 4/6         | NCAA Finals                 |               |                               |                                    |                                   |                   |                |

#Non-Conference

<sup>^</sup> Exhibition

Minnesota Overall Team Statistics (as of Oct 09, 2001)  
All games

Overall: 1-0-0 Conf: 0-0-0 Home: 0-0-0 Away: 1-0-0 Neut: 0-0-0

| TEAM STATISTICS           | MINN | OPP     |
|---------------------------|------|---------|
| -----                     |      |         |
| SHOT STATISTICS.....      |      |         |
| Goals-Shot attempts.....  | 7-40 | 5-22    |
| Shot pct.....             | .175 | .227    |
| Goals/Game.....           | 7.0  | 5.0     |
| Shots/Game.....           | 40.0 | 22.0    |
| Assists.....              | 10   | 6       |
| POWER PLAYS.....          |      |         |
| Goals-Power Plays.....    | 1-4  | 1-3     |
| Conversion Percent.....   | .250 | .333    |
| Shot Attempts.....        | 7    | 2       |
| Shot Percent.....         | .143 | .500    |
| GOAL BREAKDOWN.....       |      |         |
| Total Goals.....          | 7    | 5       |
| Power Play.....           | 1    | 1       |
| Short-handed.....         | 1    | 0       |
| Empty net.....            | 0    | 0       |
| Penalty.....              | 0    | 0       |
| Unassisted.....           | 0    | 1       |
| Overtime.....             | 0    | 0       |
| Shootout.....             | 0    | 0       |
| Delayed Penalty.....      | 0    | 0       |
| PENALTIES.....            |      |         |
| Number.....               | 6    | 7       |
| Minutes.....              | 12   | 14      |
| Penalties/Game.....       | 6.0  | 7.0     |
| Pen minutes/Game.....     | 12.0 | 14.0    |
| Minor.....                | 6    | 7       |
| Major.....                | 0    | 0       |
| 10-minute Misconduct..... | 0    | 0       |
| Game Misconduct.....      | 0    | 0       |
| Gross Misconduct.....     | 0    | 0       |
| Match.....                | 0    | 0       |
| SHOOTOUTS (Made-Att)..... | 0-0  | 0-0     |
| ATTENDANCE.....           |      |         |
| Total.....                | 0    | 11690   |
| Dates/Avg Per Date.....   | 0/0  | 1/11690 |
| Neutral Site #/Avg.....   | 0/0  |         |

| GOALS BY PERIOD | 1 | 2 | 3 | OT  | Total |
|-----------------|---|---|---|-----|-------|
| Minnesota.....  | 2 | 1 | 4 | 0 - | 7     |
| Opponents.....  | 4 | 1 | 0 | 0 - | 5     |


| SAVES BY PERIOD | 1  | 2  | 3  | OT  | Total |
|-----------------|----|----|----|-----|-------|
| Minnesota.....  | 4  | 9  | 4  | 0 - | 17    |
| Opponents.....  | 10 | 13 | 10 | 0 - | 33    |

Minnesota Overall Individual Statistics (as of Oct 09, 2001)  
All games


Overall: 1-0-0 Conf: 0-0-0 Home: 0-0-0 Away: 1-0-0 Neut: 0-0-0

| ## Name              | -----SHOTS----- |   |    |     |       |       |     |        | -----PENALTIES----- |     |     |    | -----GOALS----- |    |    |     |    |    |    |    |
|----------------------|-----------------|---|----|-----|-------|-------|-----|--------|---------------------|-----|-----|----|-----------------|----|----|-----|----|----|----|----|
|                      | GP              | G | A  | Pts | Shots | Pct   | +/- | No-Min | Min                 | Maj | Oth | PP | SH              | FG | GW | GTG | OT | HT | PN | UA |
| 10 MARTIN, Paul      | 1               | 0 | 3  | 3   | 0     | .000  | 0   | 0-0    | 0                   | 0   | 0   | 0  | 0               | 0  | 0  | 0   | 0  | 0  | 0  | 0  |
| 3 LEOPOLD, Jordan    | 1               | 2 | 0  | 2   | 4     | .500  | 0   | 0-0    | 0                   | 0   | 0   | 1  | 1               | 0  | 0  | 0   | 0  | 0  | 0  | 0  |
| 22 TAPPE, Jeff       | 1               | 2 | 0  | 2   | 5     | .400  | 0   | 1-2    | 1                   | 0   | 0   | 0  | 0               | 0  | 0  | 0   | 0  | 0  | 0  | 0  |
| 13 BALLARD, Keith    | 1               | 0 | 2  | 2   | 2     | .000  | 0   | 0-0    | 0                   | 0   | 0   | 0  | 0               | 0  | 0  | 0   | 0  | 0  | 0  | 0  |
| 15 ERICKSON, Mike    | 1               | 1 | 0  | 1   | 1     | 1.000 | 0   | 0-0    | 0                   | 0   | 0   | 0  | 0               | 0  | 0  | 0   | 0  | 0  | 0  | 0  |
| 24 KOALSKA, Matt     | 1               | 1 | 0  | 1   | 7     | .143  | 0   | 0-0    | 0                   | 0   | 0   | 0  | 0               | 0  | 0  | 0   | 0  | 0  | 0  | 0  |
| 5 WAIBEL, Jon        | 1               | 1 | 0  | 1   | 2     | .500  | 0   | 1-2    | 1                   | 0   | 0   | 0  | 0               | 0  | 1  | 0   | 0  | 0  | 0  | 0  |
| 16 ANTHONY, Nick     | 1               | 0 | 1  | 1   | 2     | .000  | 0   | 0-0    | 0                   | 0   | 0   | 0  | 0               | 0  | 0  | 0   | 0  | 0  | 0  | 0  |
| 9 POHL, John         | 1               | 0 | 1  | 1   | 1     | .000  | 0   | 0-0    | 0                   | 0   | 0   | 0  | 0               | 0  | 0  | 0   | 0  | 0  | 0  | 0  |
| 18 POTULNY, Grant    | 1               | 0 | 1  | 1   | 1     | .000  | 0   | 2-4    | 2                   | 0   | 0   | 0  | 0               | 0  | 0  | 0   | 0  | 0  | 0  | 0  |
| 21 RIDDLE, Troy      | 1               | 0 | 1  | 1   | 1     | .000  | 0   | 1-2    | 1                   | 0   | 0   | 0  | 0               | 0  | 0  | 0   | 0  | 0  | 0  | 0  |
| 11 WENDELL, Erik     | 1               | 0 | 1  | 1   | 4     | .000  | 0   | 0-0    | 0                   | 0   | 0   | 0  | 0               | 0  | 0  | 0   | 0  | 0  | 0  | 0  |
| 26 ANGELL, Nick      | 1               | 0 | 0  | 0   | 3     | .000  | 0   | 0-0    | 0                   | 0   | 0   | 0  | 0               | 0  | 0  | 0   | 0  | 0  | 0  | 0  |
| 19 DEMARCHI, Matt    | 1               | 0 | 0  | 0   | 0     | .000  | 0   | 1-2    | 1                   | 0   | 0   | 0  | 0               | 0  | 0  | 0   | 0  | 0  | 0  | 0  |
| 29 FLEMING, Jake     | 1               | 0 | 0  | 0   | 2     | .000  | 0   | 0-0    | 0                   | 0   | 0   | 0  | 0               | 0  | 0  | 0   | 0  | 0  | 0  | 0  |
| 25 O'LEARY, Pat      | 1               | 0 | 0  | 0   | 1     | .000  | 0   | 0-0    | 0                   | 0   | 0   | 0  | 0               | 0  | 0  | 0   | 0  | 0  | 0  | 0  |
| 6 STEVENS, Judd      | 1               | 0 | 0  | 0   | 2     | .000  | 0   | 0-0    | 0                   | 0   | 0   | 0  | 0               | 0  | 0  | 0   | 0  | 0  | 0  | 0  |
| 27 TALLACKSON, Barry | 1               | 0 | 0  | 0   | 2     | .000  | 0   | 0-0    | 0                   | 0   | 0   | 0  | 0               | 0  | 0  | 0   | 0  | 0  | 0  | 0  |
| Total.....           | 1               | 7 | 10 | 17  | 40    | .175  | 0   | 6-12   | 6                   | 0   | 0   | 1  | 1               | 0  | 1  | 0   | 0  | 0  | 0  | 0  |
| Opponents.....       | 1               | 5 | 6  | 11  | 22    | .227  | -   | 7-14   | 7                   | 0   | 0   | 1  | 0               | 1  | 0  | 0   | 0  | 0  | 0  | 1  |

| ## Name          | ---GOAL AVERAGE--- |         |    | --SAVES-- |       | ---RECORD--- |   |   |   | -----GOALS----- |    |    |    |     |     |
|------------------|--------------------|---------|----|-----------|-------|--------------|---|---|---|-----------------|----|----|----|-----|-----|
|                  | GP-GS              | Minutes | GA | Avg       | Saves | Pct          | W | L | T | Sho             | PP | SH | EN | PEN | SOG |
| 31 WEBER, Travis | 1-0                | 40:00   | 1  | 1.50      | 13    | .929         | 1 | 0 | 0 | 0               | 0  | 0  | 0  | 0   | 0   |
| 1 HAUSER, Adam   | 1-1                | 20:00   | 4  | 12.00     | 4     | .500         | 0 | 0 | 0 | 0               | 1  | 0  | 0  | 0   | 0   |
| Total.....       | 1-0                | 60:00   | 5  | 5.00      | 17    | .773         | 1 | 0 | 0 | 0               | 1  | 0  | 0  | 0   | 0   |
| Opponents.....   | 1-0                | 60:00   | 7  | 7.00      | 33    | .825         | 0 | 1 | 0 | 0               | 1  | 1  | 0  | 0   | 0   |



# GOLDEN GOPHER HOCKEY



MHO  
#65h

## WEEKLY RELEASE October 15, 2001

### SCHEDULE/RESULTS

|                         |                     |        |
|-------------------------|---------------------|--------|
| Oct. 5                  | at North Dakota%    | W 7-5  |
| Oct. 19                 | BEMIDJI STATE*      | 7:05   |
| Oct. 20                 | BEMIDJI STATE       | 7:05   |
| Oct. 26                 | COLGATE             | 7:05   |
| Oct. 27                 | COLGATE*            | 7:05   |
| Nov. 2                  | at Michigan Tech*   | 6:05   |
| Nov. 3                  | at Michigan Tech    | 7:05   |
| Nov. 9                  | MSU, MANKATO        | 7:05   |
| Nov. 10                 | MSU, MANKATO        | 7:05   |
| Nov. 16                 | MINN.-DULUTH*       | 7:05   |
| Nov. 17                 | MINN.-DULUTH        | 8:05   |
| Nov. 23                 | Michigan#           | 6:35   |
| Nov. 25                 | at Michigan State#* | 12:35  |
| Nov. 30                 | ST. CLOUD STATE     | 7:05   |
| Dec. 1                  | at St. Cloud State  | 7:05   |
| Dec. 7                  | at Denver*          | 8:05   |
| Dec. 8                  | at Denver           | 8:05   |
| Dec. 29                 | MARIUCCI CLASSIC#*  |        |
| vs. Ferris State        |                     | 7:05   |
| Dec. 30                 | MARIUCCI CLASSIC#*  |        |
| vs. W. Mich./Providence |                     | 4/7:05 |
| Jan. 5                  | NORTH DAKOTA        | 7:05   |
| Jan. 6                  | NORTH DAKOTA*       | 7:05   |
| Jan. 11                 | at Wisconsin*       | 7:05   |
| Jan. 12                 | at Wisconsin        | 7:05   |
| Jan. 18                 | at Alaska Anchorage | 10:05  |
| Jan. 19                 | at Alaska Anchorage | 10:05  |
| Jan. 25                 | DENVER              | 7:05   |
| Jan. 26                 | DENVER              | 7:05   |
| Jan. 28                 | FRENCH OLYMPIC*     | 7:05   |
| Feb. 1                  | at Minnesota-Duluth | 7:05   |
| Feb. 2                  | at Minnesota-Duluth | 7:05   |
| Feb. 8                  | at North Dakota*    | 7:35   |
| Feb. 9                  | at North Dakota     | 7:35   |
| Feb. 15                 | COLORADO COLL.      | 7:05   |
| Feb. 16                 | COLORADO COLL.      | 7:05   |
| Feb. 22                 | WISCONSIN           | 7:05   |
| Feb. 23                 | WISCONSIN           | 7:05   |
| March 1                 | at St. Cloud State  | 7:05   |
| March 2                 | ST. CLOUD STATE*    | 7:05   |
| March 8-10              | WCHA First Round    |        |
| March 14-16             | WCHA Final Five     |        |
| March 22-24             | NCAA Regional       |        |
| April 4-6               | NCAA Frozen Four^   |        |

% - Hall of Fame Game  
 \* - exhibition game  
 # - non-conference game  
 ^ - Xcel Energy Center, St. Paul, Minn.  
 all game times are Central  
 game times are subject to change  
 \* - Game heard on KDOW 950-AM  
 (all others heard on WCCO 830-AM)

UP NEXT...  
**BEMIDJI STATE AT #2 MINNESOTA**  
 Mariucci Arena (10,000)  
 7:05 p.m. \* Oct. 19-20, 2001

The Series: Minnesota and Bemidji State have squared off just twice with the Golden Gophers claiming a pair of victories. Minnesota traveled north to Bemidji last season and earned a 9-3 victory on October 7. Erik Westrum led the way with a goal and four assists. All-American Jordan Leopold chipped in with a goal and three helpers. Later in the season, the Beavers visited Mariucci Arena with Minnesota prevailing 5-1. Minnesota outshot BSU 56-24, but Beaver goaltender Grady Hunt stopped 51 shots to keep the game relatively close.

Last Year: Minnesota and Bemidji State met for the first time last season on Oct. 14. The Golden Gophers traveled north and before a capacity crowd of 2,358, Minnesota prevailed 9-3. The Beavers took a quick lead as Scott Dickson scored just 35 seconds into the contest. It was all Maroon and Gold after that, as Erik Westrum tallied a goal and four assists. Minnesota outshot BSU 54-16.

In the rematch at Mariucci Arena in January, BSU goaltender Grady Hunt proved to be the story, despite picking up the loss. Hunt stopped 51 of 56 shots as Minnesota won 5-1. The Golden Gophers outshot the Beavers 20-2 in the first period, but only managed to nab a slim 1-0 lead. Minnesota goalie Pete Samargia earned the win by stopping 23 of 24 shots.

Hauser vs. the Fighting Sioux: Senior goaltender Adam Hauser is 1-0-0 against Bemidji State in his career. Hauser stopped 13 of 16 shots in a 9-3 win at Bemidji, Oct. 14, 2000.

About the Beavers: Bemidji State is 1-1-0 on the season, after earning a series split against WCHA foe, MSU, Mankato. BSU defeated the visiting Mavericks 7-6 on Friday night, but fell in the rematch on Saturday, 5-3. In its victory, BSU scored one even strength goal, four power play goals, a shorthanded goal and a penalty shot goal. The Beavers return 15 letterwinners, while losing eight.

Head Coach Tom Serratore begins his first season at the helm, replacing long-time coach, Bob Peters. Bemidji State finished the 2000-01 campaign with a record of 4-26-4.

Home Openers: Minnesota opens its home schedule this weekend against Bemidji State. The Golden Gophers were 18-4-1 (.804) at home last season and is 100-42-13 (.687) all-time at Mariucci Arena. Minnesota is 4-2-2 in home openers at the new Mariucci Arena, including 1-0-1 under Don Lucia. The Maroon and Gold defeated Minnesota-Duluth last season by a score of 3-1.

### Series Information

Minnesota leads 2-0-0  
 First meeting - 10/14/00, MN 9-3  
 Last meeting - 1/27/01, MN 5-1

### Team Comparisons

| Minnesota     |                    | Bemidji State |
|---------------|--------------------|---------------|
| 1/4 (.250)    | PP                 | 5/14 (.357)   |
| 2/3 (.667)    | PK                 | 14/17 (.824)  |
| 0-0-0 (.000)  | Home               | 1-1-0 (.500)  |
| 1-0-0 (1.000) | Road               | 0-0-0 (.000)  |
| 7.00          | Goals/Game         | 5.00          |
| 5.00          | Goals Allowed/Game | 5.50          |
| 6/12          | Penalties/Game     | 9.00          |
| 40.0          | Shots On Goal/Game | 28.5          |

### MEDIA INFORMATION

TV: Fox Sports North  
 (Friday); KSTC 45 (Saturday) -  
 Frank Mazzocco-play-by-play;  
 Doug Woog - color

RADIO: KDOW-950 AM  
 (Friday); WCCO-830 AM  
 (Saturday) - Wally Shaver -  
 play-by-play; Glen Sonmor -  
 color

INTERVIEWS: The coaching  
 staff and players are available  
 for interviews on  
 WEDNESDAYS by request  
 through the Media Relations  
 office. The Golden Gopher  
 locker room is CLOSED to the  
 media at all times.

RADIO SCHEDULE: The 2001-  
 02 radio broadcast schedule  
 can be found on page eight of  
 this release.

### University of Minnesota Media Relations

Phone: (612) 625-4090

Fax: (612) 625-0359

Website: [www.gophersports.com](http://www.gophersports.com)

Contact: John Romo

Phone: (612) 624-7318

E-Mail: [romox001@umn.edu](mailto:romox001@umn.edu)

## 2001-02 Record When...

|                                     |        |
|-------------------------------------|--------|
| Overall Record                      | 1-0-0  |
| WCHA Record                         | 0-0-0  |
| Home Record                         | 0-0-0  |
| Road Record                         | 1-0-0  |
| Neutral Site Record                 | 0-0-0  |
| Last 20 Games (including last year) | 13-7-0 |
| Last 10 Games (including last year) | 4-6-0  |
| Last 5 Games (including last year)  | 2-3-0  |
| Scoring A Power-Play Goal           | 1-0-0  |
| Not Scoring A Power-Play Goal       | 0-0-0  |
| Allowing A Power-Play Goal          | 1-0-0  |
| Not Allowing A Power-Play Goal      | 0-0-0  |
| Scoring A Short-Handed Goal         | 1-0-0  |
| Allowing A Short-Handed Goal        | 0-0-0  |
| 10 Or More Penalties                | 0-0-0  |
| Fewer Than 10 Penalties             | 1-0-0  |
| More Penalties Than Opponent        | 0-0-0  |
| Fewer Penalties Than Opponent       | 1-0-0  |
| Same Amount Of Penalties            | 0-0-0  |
| In One-Goal Games                   | 0-0-0  |
| In Two-Goal Games                   | 1-0-0  |
| In Three-Goal or More Games         | 0-0-0  |
| In Overtime Games                   | 0-0-0  |
| Scoring 4 or More Goals             | 1-0-0  |
| Scoring 3 or Fewer Goals            | 0-0-0  |
| Scoring 3 or More Goals             | 1-0-0  |
| Scoring 2 or Fewer Goals            | 0-0-0  |
| Allowing 4 or More Goals            | 1-0-0  |
| Allowing 3 or Fewer Goals           | 0-0-0  |
| Scoring First Goal Of Game          | 0-0-0  |
| Opponents Score First               | 1-0-0  |
| Leading After One Period            | 0-0-0  |
| Trailing After One Period           | 1-0-0  |
| Tied After One Period               | 0-0-0  |
| Scoring First Goal Of Second Period | 1-0-0  |
| Leading After Two Periods           | 0-0-0  |
| Trailing After Two Periods          | 1-0-0  |
| Tied After Two Periods              | 0-0-0  |
| Scoring First Goal Of Third Period  | 1-0-0  |
| Having 10-19 Shots On Goal          | 0-0-0  |
| Having 20-29 Shots On Goal          | 0-0-0  |
| Having 30-39 Shots On Goal          | 0-0-0  |
| Having 40 or More Shots On Goal     | 1-0-0  |
| Allowing 10-19 Shots On Goal        | 0-0-0  |
| Allowing 20-29 Shots On Goal        | 1-0-0  |
| Allowing 30-39 Shots On Goal        | 0-0-0  |
| Allowing 40 or More Shots On Goal   | 0-0-0  |
| Outshooting Opponent                | 1-0-0  |
| Opponent Outshoots Minnesota        | 0-0-0  |
| Shots Are Even                      | 0-0-0  |
| October                             | 1-0-0  |
| November                            | 0-0-0  |
| December                            | 0-0-0  |
| January                             | 0-0-0  |
| February                            | 0-0-0  |
| March                               | 0-0-0  |
| Tuesdays                            | 0-0-0  |
| Fridays                             | 1-0-0  |
| Saturdays                           | 0-0-0  |
| Sundays                             | 0-0-0  |
| Series Record                       | 0-0-0  |
| Games Following A Win               | 0-0-0  |
| Games Following A Loss              | 0-0-0  |
| Games Following A Tie               | 0-0-0  |

## News & Notes

**Golden Gophers Open Season With Win:** Minnesota won its second consecutive Hall of Fame Game with a 7-5 win over host North Dakota in the new Ralph Engelstad Arena on Oct. 6. The Golden Gophers trailed 5-3 entering the third period, but exploded for four unanswered goals in the first 8:44 of the period. The victory was Minnesota's second in Grand Forks since Feb. 12, 1994.

**Minnesota Holds on to Number Two Ranking:** The Golden Gophers remain ranked second in the nation in the latest *USA Today*/American Hockey Magazine College Hockey Poll. Minnesota received three first-place votes and trail Michigan State, which maintained its spot on top of the poll. St. Cloud State made the biggest jump, moving from No. 11 to No. 4. The WCHA has three of the top four teams in the nation and five of the top 10.

**Head Coach Don Lucia:** Golden Gopher Head Coach Don Lucia has a career coaching record of 327-187-32 (.628) in 14 seasons behind the bench. At Minnesota, he owns a 48-32-4 mark (.595). His teams have won 20 or more games in each of the past nine seasons and have had just one sub-par .500 season in the past 14 years. He has guided his teams to the NCAA Tournament in six of the past seven campaigns.

**Third-Period Rallies:** The third period rally against North Dakota was the first for Minnesota since March 11, 2000 when it rallied from a 1-0 deficit at Colorado College after two periods for a 3-2 overtime victory. Prior to the victory against UND, Minnesota was 1-40-5 when it trailed entering the third period.

**Leo Leads the Way:** All-American Jordan Leopold led Minnesota's effort against North Dakota. Leopold tallied two goals, as well as help hold UND to 22 shots on net, including just four in the third period. It was the fourth time in his career and second time vs. North Dakota that he has had two goals in a game. He moved into ninth place all-time among Golden Gopher defenseman with 27 career goals.

**More on Leo:** Arguably the top defenseman in the nation, Jordan Leopold surprised many by returning for his senior season. After a dominating junior campaign, Leopold has established himself as a preseason candidate for the Hobey Baker Award. After leading the nation in defenseman scoring, Leopold was a first-team All-American and Minnesota's first WCHA Defensive Player of the Year. Of the 10 Hobey finalists from a year ago, just Leopold and award winner Ryan Miller of Michigan State return for the 2001-02 season. Of the four first-team All-Americans on defense from last season, Leopold is also the lone returnee.

**Shutting Them Down (and Almost Out):** The Golden Gophers lost a shutout in the third period nine times last season, including a stretch of four consecutive games (1/27-2/9). Currently tied for the school's career record for shutouts with seven, senior Adam Hauser was in net for eight of those contests. He had three shutouts last season, a total that led the WCHA.

**Cool Under Pressure:** True freshman Travis Weber didn't expect to see action in front of the 11,690 at the new Ralph Engelstad Arena, but he was called into action at the start of the second period. Weber earned the victory by stopping 13 of 14 shots as Minnesota outscored UND 5-1 in the final two periods. He is the first true freshman, other than Adam Hauser, to earn a victory since Erik Day recorded three in 1996-97.

### Career Scoring vs. BSU

| Player (games)     | G-A--Pts | Notes                                    |
|--------------------|----------|--|
| Jordan Leopold (2) | 2-3--5   | 1-3--4 in 9-3 win on 10/14/00            |
| Grant Potulny (2)  | 2-2--4   | 2-1--3 in 9-3 win on 10/14/00            |
| Jeff Taffe (2)     | 1-2--3   | 1-1--2 in 5-1 win on 1/27/01             |
| Troy Riddle (4)    | 2-1--3   | first career multi-goal game on 10/14/00 |
| Nick Anthony (1)   | 0-2--2   | 2a in 9-3 win on 10/14/00                |
| Matt Koalska (2)   | 1-1--2   | 1-1--2 in 5-1 win on 1/27/01             |
| Paul Martin (2)    | 1-1--2   | 1-1--2 in 5-1 win on 1/27/01             |
| Matt DeMarchi (2)  | 1-1--2   | 1-1--2 in 9-3 win on 10/14/00            |
| John Pohl (2)      | 0-1--1   | 1a in 9-3 win on 10/14/00                |
| Jon Waibel (2)     | 0-1--1   | 1a in 5-1 win on 1/27/01                 |

**Applying the Pressure:** A key to last year's success was Minnesota's ability to put pressure on opposing goaltenders. The Golden Gophers outshot opponents in 37 of 42 contests, as opposed to only 16 times in 37 games two years ago. Minnesota outshot the opposition in 13 of the last 14 games last season. The Maroon and Gold outshot opponents as a whole by 388 shots, the biggest differential since the 1991-92 squad outshot the opposition by a whopping 507 shots.

In two games last year against Bemidji State, Minnesota outshot the Beavers by an average of 55-20.

**Ballard Named Preseason Rookie of the Year:** Highly-touted freshman Keith Ballard was the overwhelming choice for WCHA Preseason Rookie of the Year in the 31st Annual *Grand Forks Herald* WCHA Coaches' Poll. He is the second consecutive Golden Gopher to be picked, as Troy Riddle was a co-preseason pick a year ago. Ballard received eight of the 10 votes.

As a team, Minnesota was tabbed to finish second behind Colorado College. The Tigers earned six first-place votes, while the Golden Gophers had three. North Dakota was slotted third and received one first-place tally. Senior Jordan Leopold finished third in voting for Player of the Year.

**Super Sophs:** Minnesota returns the nation's most productive freshman class and the most productive rookie class at the U since 1987-88. Against North Dakota, Minnesota's sophomores served notice that last season was not a fluke. Defenseman Paul Martin established new career-highs in assists and points with three helpers. Despite a number of chances, Jon Waibel did not tally his first career goal until 31 games into his freshman season. Against North Dakota, Waibel's deflection proved to be the eventual game-winner. Matt Koalska was all over the ice and led the team with seven shots on goal. His third-period score gave the Golden Gophers a 7-5 lead. Grant Potulny and Troy Riddle each added an assist as the class accounted for 2-5--7.

**Evening Things Up:** Last year, 36.3 percent of the team's goals came on the power-play (62/171). That is the highest percentage since the 1980-81 squad had 37.9 percent of its goals come on the power-play. That team set school records with 261 goals and 99 power-play goals. Against North Dakota, only one of Minnesota's seven goals came with the man-advantage.

**Making Their Response:** Twenty-two of Minnesota's goals occurred less than three minutes after its opponent scored last year. That total is 20 percent of the 109 markers given up by the Golden Gophers. Seven of those tallies happened within a minute. The following is a breakdown of this season compared to last season:

|                     | '00-01 | '01-02 |
|---------------------|--------|--------|
| Less than a minute: | 7      | 1      |
| 1-3 minutes:        | 15     | 1      |
| 3-5 minutes         | 3      | 0      |
| 5-10 minutes        | 10     | 0      |

**Down the Stretch:** If the Golden Gophers do claim their first MacNaughton Cup since 1996-97, they will definitely earn it. Minnesota will close the regular season with four consecutive series against teams that reached the NCAA Tournament a year ago. Five of the eight games will be at Mariucci Arena. The Golden Gophers will have as many as 18 games against teams that reached postseason last season.

**More on Home Openers:** Since 1940, the Golden Gophers have never had a decade with a losing record in home openers. The following is a breakdown:

|        |       |
|--------|-------|
| 1940s: | 5-5-0 |
| 1950s: | 6-4-0 |
| 1960s: | 6-4-0 |
| 1970s: | 7-3-0 |
| 1980s: | 8-1-1 |
| 1990s: | 5-3-2 |
| 2000s: | 1-0-0 |

**Minnesota vs. the CHA:** Minnesota has faced just one other team from the newly-formed CHA. The Golden Gophers defeated Alabama-Huntsville 10-0 on Dec. 12, 1990. Minnesota has never faced Air Force, Findlay, Niagra or Wayne State on the ice. College Hockey America was created prior to the 1999-2000 season.

## Player Notes

### #1 ADAM HAUSER

- is 34-18-8 with a 2.70 goals-against-average and .900 saves percentage in 50 career games at Mariucci Arena
- is 26-26-4 with a 3.33 goals-against-average and .891 saves percentage in 56 career games away from Mariucci Arena

### #3 JORDAN LEOPOLD

- has 8-30--38 in 37 career non-conference games

### #5 JON WAIBEL

- has his very own fan club - [www.thewaibelfactor.com](http://www.thewaibelfactor.com)

### #9 JOHN POHL

- of Minnesota's eight road victories last season, he had three game-winning goals

### #10 PAUL MARTIN

- had one more assist (17) than All-American Jordan Leopold had during his rookie season
- set new career-high with three assists against UND

### #11 ERIK WENDELL

- during his sophomore season, all four of his goals were scored away from Mariucci Arena. Last year, all five of his goals came at home

### #13 KEITH BALLARD

- tallied the first two assists of his career against North Dakota

### #16 NICK ANTHONY

- team was 10-1-0 last season when he had a point, and 1-0-0 this season

### #18 GRANT POTULNY

- had first career two-goal game last year vs. Bemidji State, Oct. 14

### #19 MATT DEMARCHI

- his 149 penalty minutes last year is the eighth-highest total in WCHA history
- is a native of Bemidji, Minn.

### #21 TROY RIDDLE

- scored six goals in his first six games last season

### #24 MATT KOALSKA

- was 9-2 on faceoffs vs. North Dakota
- led team with seven shots on goal vs. UND

## USA Today/American Hockey Magazine Poll

|    |                     |     |
|----|---------------------|-----|
| 1. | Michigan State (16) | 277 |
| 2. | Minnesota (3)       | 261 |
| 3. | North Dakota        | 252 |
| 4. | St. Cloud State     | 224 |
| 5. | Michigan            | 177 |
| 6. | New Hampshire       | 175 |
| 7. | Denver              | 140 |
| 8. | Maine               | 130 |
| 9. | Colorado College    | 119 |
|    | Harvard             | 119 |



## The Lucia Ledger

**Head Coach Don Lucia**  
(Notre Dame, 1981)

- Third season at Minnesota. Has a career record of 48-32-4 (.595)
- 15th season as a head coach. Has a career record of 327-187-32 (.628)
- Minnesota had five more victories than the previous season in Lucia's first year in 1999-2000
- Golden Gophers improved by seven victories in the win column in Lucia's second year
- 1994 National Coach of the Year
- Two-time WCHA Coach of the Year
- Led Colorado College to three consecutive WCHA titles.
- has coached 10 All-Americans, including Golden Gopher defenseman Jordan Leopold
- has coached 35 All-WCHA teams members
- recruited the nation's most productive freshman class a year ago
- has led his teams to the NCAA Tournament in six of the last seven seasons
- led Colorado College to a national runner-up finish in 1994-95
- winningest coach in Colorado College history

## The Friendly Confines

**Mariucci Arena**

Opened in October, 1993

- The Golden Gophers were 18-4-1 (.804) at Mariucci Arena last season.
- Minnesota is 100-42-13 (.687) all-time at Mariucci Arena.
- The 1995-96 squad went 19-2-0 (.905) at home.
- Seating capacity has increased twice since the opening of Mariucci. Capacity increased from 9,305 to 9,700 in 1996-97. It was increased to 10,000 this past season.
- 18 luxury suites were built in the offseason.
- The largest crowd at Mariucci Arena was 9,908 on Nov. 14, 1998 vs. North Dakota.
- The largest attendance in a single series was 19,773 vs. Wisconsin, Feb. 25-26, 2000.
- The first official game in the new Mariucci Arena was on Oct. 30, 1993. Minnesota and St. Cloud State tied 4-4.
- Minnesota is 4-2-2 in home openers at Mariucci Arena
- The longest winning streak in the new Mariucci Arena is 10 games, Nov. 12, 1995 to Feb. 9, 1996.
- Minnesota's longest home losing streak is just four games, Nov. 1-Dec. 19, 1997

**Back at Full Strength:** Senior John Pohl will be looked upon to lead the Golden Gophers offensively, and with an offseason to heal, he should be up to the task. Last year, Pohl played the entire season with a cast on his wrist. Add to that, being hit in the ankle by a slapshot midseason, and his 45-point season is that much more impressive. He also finished second in the nation in power-play goals with 13. Pohl will look to surpass his 59-point sophomore total. Against North Dakota, Pohl centered a line featuring sophomore Grant Potulny and freshman Barry Tallackson. He finished with one assist against UND.

**On the Defensive:** While Jordan Leopold receives the majority of the attention among Golden Gopher blueliners, Minnesota can boast one of the top defensive units in the nation. Playing alongside Leopold, Matt DeMarchi, a second-round NHL Draft pick, is one of the most physical players in the WCHA. Sophomore Paul Martin tallied a career-high three assists in the 7-5 victory against North Dakota. The trio is joined by this year's WCHA preseason rookie of the year, Keith Ballard. Ballard received eight of the 10 first-place votes cast by the league's head coaches. He collected a pair of assists in the win at UND, including a helper on Jon Waibel's game-winner.

**Stepping Up:** With the loss of Erik Westrum and his 61 points from last season, junior Jeff Taffe is the prime candidate to help offset that loss. Taffe has had two productive seasons with the Maroon and Gold, increasing his point total from 20 as a freshman to 35 as a sophomore. A similar increase is the goal this season. Taffe served notice that he was up to the challenge with his two goals against North Dakota. He has been explosive at times with 13 career multi-point games and five games with three or more points last season. Taffe was the 30th pick in the 2000 NHL Entry Draft.

**Crowded House:** For the first time in his career, senior Adam Hauser will have competition for playing time in goal. Freshmen Travis Weber relieved Hauser after the first period against North Dakota and earned his first career victory. Hauser has started a school record 117 games in his career, including 40 contests in both his freshman and junior seasons. The goal of the Golden Gopher coaching staff this season is to give Hauser nights off to keep him fresh as the regular season winds down. Last year on Feb. 17, he was 23-7-2 with a 2.35 goals-against-average and .909 saves percentage. Following that, he was 3-5-0 with 3.38 GAA and .874 saves percentage.

**The Protege':** While Jordan Leopold gets most of the attention among the Golden Gopher blueliners, sophomore Paul Martin put together a memorable first season. Offensively, he came out of the gates slow with just 0-1--1 in his first 15 games, but rallied with 3-16--19 in final 23 contests, including six multi-point games. After earning WCHA All-Rookie honors last season, he looks to add All-WCHA to his resume' this year.

**The Newcomers:** Minnesota brought in another highly-regarded rookie class. Led by preseason WCHA Rookie of the Year Keith Ballard and the nation's top incoming recruit according to *The Redline Report* in Barry Tallackson, the group of nine newcomers looks to contribute immediately. *The Redline Report* also lists Eden Prairie's Mike Erickson as the state of Minnesota's top high school recruit.

In all, six freshman saw action against North Dakota. In addition to Ballard, Tallackson and Erickson, Judd Stevens logged minutes on defense, while Jake Fleming centered Minnesota's fourth line. Travis Weber earned his first career win in goal after entering the game at the start of the second period. Brett MacKinnon, Garrett Smaagaard and Justin Johnson did not make the trip.

**A "Suite" Addition:** Mariucci Arena will have a new look beginning this season. Eighteen new luxury suites have been added to the north side of the arena. Each one has been sold for the upcoming season, and will feature two parking spaces, in-suite food and beverage service and a convenient private entry. The suites are scheduled to be ready by the first home series in November.

**Up Next:** Following this weekend's series against Bemidji State, the Golden Gophers will continue its non-conference slate by hosting Colgate University. The Raiders were 10-20-4 last year and finished 11th in the ECAC with an 8-13-1 mark. The two teams have met four times, with Minnesota prevailing on each occasion. That last time the two teams met was on March 21, 1981, with the Golden Gophers earning the win, 5-4.

## THE LAST TIME IT HAPPENED

### Minnesota Swept A Road Series:

February 9-10, 2001 @ MSU, Mankato (4-1, 3-1)

### Minnesota Was Swept In A Road Series:

December 1-2, 2000 @ Denver (4-0, 4-1)

### Minnesota Swept A Home Series:

March 9-10, 2001 vs. Michigan Tech (7-3, 3-1)

### Minnesota Was Swept In A Home Series:

February 25-26, 2000 vs. Wisconsin (4-2, 5-4)

### Minnesota Shut Out An Opponent:

February 24, 2001 @ Minnesota-Duluth  
(Adam Hauser, 4-0)

### An Opponent Shut Out Minnesota:

March 16, 2001 vs. St. Cloud State (Scott Meyer, 3-0)

### Minnesota Player Scored A Hat Trick:

January 20, 2001 @ Wisconsin  
(Grant Potulny, 8-2 Minnesota win)

### Minnesota Player Scored A Pure Hat Trick:

February 26, 1999 @ Minnesota-Duluth  
(Wyatt Smith, 4-1 Minnesota win)

### An Opponent Scored A Hat Trick:

March 2, 2001 vs. St. Cloud State  
(Jon Cullen, three goals, 6-1, Minnesota loss)

### Minnesota Player Scored Four Goals In A Game:

February 27, 1999 @ Minnesota-Duluth  
(Reggie Berg, 10-7 Minnesota win)

### Minnesota Won When Trailing After Two Periods:

October 5, 2001 @ North Dakota, Hall of Fame Game  
(7-5/trailing 5-3 heading into third period)

### Minnesota Had 50 or More Shots On Goal In A Game:

January 27, 2001 vs. Bemidji State  
(56 shots, 5-1 Minnesota win)

### Opponent Had 50 or More Shots On Goal In A Game:

January 31, 1997 @ North Dakota  
(51 shots, 6-4 Minnesota loss)

### Minnesota Player Scored A Shorthanded Goal:

October 5, 2001 @ North Dakota  
(Jordan Leopold, first period, 7-5 win)

### Minnesota Won In Overtime:

March 11, 2000 vs. Colorado College (3-2)

### Minnesota Lost In Overtime:

March 23, 2001 vs. Maine (5-4)

### Minnesota Tied In Overtime:

November 11, 2000 at North Dakota (5-5)

### Minnesota Scored 10 Goals Or More In A Game:

December 9, 2000 vs. Quinnipiac  
(11-2 Minnesota win)

### Opponent Scored 10 Goals Or More In A Game:

January 30, 1993 @ Michigan Tech  
(10-2 Minnesota loss)

## Career Game Highs

### #1 Adam Hauser

Goals Allowed: 0 (7 times, last 2/24/01 at UMD)

Saves: 44 (10/22/99 vs. North Dakota)

Saves %: 1.000 (7 times, last 2/24/01 at UMD)

### #2 Mark Nenovich

Goals: 1 (2 times, last 3/11/00 at CC)

Assists: 1 (2 times, last 1/30/00 vs. MSU, Mank.)

Points (Game): 2 (12/29/99 vs. Harvard)

### #3 Jordan Leopold

Goals: 2 (4 times, last 10/05/01 at UND)

Assists: 3 (5 times, last 3/17/01 vs. CC)

Points (Game): 4 (2 times, 1/20/01 at Wis.)

### #5 Jon Waibel

Goals: 1 (2 times, last 10/5/01 at UND)

Assists: 1 (7 times, last 3/2/01 vs. SCSU)

Points: 1 (9 times, last 10/5/01 at UND)

### #9 John Pohl

Goals: 3 (1/15/00 vs. Denver)

Assists: 4 (1/14/00 vs. Denver)

Points: 4 (3 times, last 1/15/00 vs. Denver)

### #10 Paul Martin

Goals: 1 (3 times, last 2/23/01 at UMD)

Assists: 3 (10/5/01 at UND)

Points: 3 (10/5/01 at UND)

### #11 Erik Wendell

Goals: 2 (2/2/01 vs. MTU)

Assists: 2 (10/5/01 at UND)

Points: 2 (4 times, last 10/5/01 at UND)

### #13 Keith Ballard

Goals: n/a

Assists: 2 (10/5/01 at UND)

Points: 2 (10/5/01 at UND)

### #15 Mike Erickson

Goals: 1 (10/5/01 at UND)

Assists: n/a

Points: 1 (10/5/01 at UND)

### #16 Nick Anthony

Goals: 1 (8 times, last 3/10/01 vs. MTU)

Assists: 2 (2 times, last 3/9/01 vs. MTU)

Points: 3 (2 times, last 3/9/01 vs. MTU)

### #18 Grant Potulny

Goals: 3 (1/20/01 at Wis.)

Assists: 1 (9 times, last 10/5/01 at UND)

Points: 3 (3 times, last 2/10/01 at MSU-M)

### #19 Matt DeMarchi

Goals: 1 (3 times, last 3/3/01 at SCSU)

Assists: 2 (2 times, last 2/16/01 vs. CC)

Points: 2 (3 times, last 2/16/01 vs. CC)

### #20 Joey Martin

Goals: n/a

Assists: 1 (2 times, last 1/13/01 vs. UND)

Points: 1 (2 times, last 1/13/01 vs. UND)

### #21 Troy Riddle

Goals: 2 (2 times, last 2/17/01 vs. CC)

Assists: 3 (1/20/01 at Wis.)

Points: 3 (2 times, last 2/2/01 vs. MTU)

### #22 Jeff Taffe

Goals: 2 (2 times, last 10/05/01 at UND)

Assists: 4 (2/18/00 at Michigan Tech)

Points: 4 (2 times, last 1/20/01 at Wis.)

### #24 Matt Koalska

Goals: 1 (10 times, last 10/5/01 at UND)

Assists: 2 (3 times, last 3/10/01 vs. MTU)

Points: 3 (2/2/01 vs. MTU)

### #25 Pat O'Leary

Goals: 2 (2 times, last 12/30/00 vs. LSSU)

Assists: 1 (6 times, last 1/6/01 at UAA)

Points: 2 (2 times, last 1/6/01 at UAA)

### #26 Nick Angell

Goals: 1 (7 times, last 3/9/01 vs. MTU)

Assists: 2 (12/10 at SCSU)

Points: 2 (3 times, last 10/21/00 vs. UMD)

## 2000-01 Attendance

### By Average:

1) Wisconsin - 11,517 (75.6)

2) Minnesota - 9,562 (98.6)

3) Ohio State - 9,393 (53.7)

4) Neb.-Omaha - 8,314 (100.0)

5) Colorado College - 6,852 (93.3)

\* Percent of listed capacity in parenthesis

### Past Five Years Attendance Champions

1996 Minnesota - 9,789

1997 Minnesota - 10,260

1998 Minnesota - 10,056

1999 Wisconsin - 12,153

2000 Wisconsin - 11,517

## Drafted Golden Gophers

| Player         | Organization |
|----------------|--------------|
| Matt DeMarchi  | New Jersey   |
| Adam Hauser    | Edmonton     |
| Matt Koalska   | Nashville    |
| Jordan Leopold | Calgary      |
| Joey Martin    | Chicago      |
| Paul Martin    | New Jersey   |
| Pat O'Leary    | Phoenix      |
| John Pohl      | St. Louis    |
| Grant Potulny  | Ottawa       |
| Troy Riddle    | St. Louis    |
| Jeff Taffe     | Phoenix      |
| Erik Wendell   | Washington   |

### CAREER GOALS – CURRENT PLAYERS

|                     |    |
|---------------------|----|
| John Pohl.....      | 44 |
| Jordan Leopold..... | 27 |
| Jeff Taffe.....     | 24 |
| Grant Potulny.....  | 22 |
| Erik Wendell.....   | 16 |
| Troy Riddle.....    | 16 |
| Pat O'Leary.....    | 11 |
| Matt Koalska.....   | 11 |
| Nick Anthony.....   | 9  |
| Nick Angell.....    | 7  |
| Matt DeMarchi.....  | 5  |
| Paul Martin.....    | 3  |
| Mark Nenovich.....  | 2  |
| Jon Waibel.....     | 2  |
| Mike Erickson.....  | 1  |

### CAREER ASSISTS – CURRENT PLAYERS

|                     |    |
|---------------------|----|
| John Pohl.....      | 78 |
| Jordan Leopold..... | 71 |
| Jeff Taffe.....     | 33 |
| Nick Angell.....    | 19 |
| Paul Martin.....    | 19 |
| Nick Anthony.....   | 17 |
| Matt DeMarchi.....  | 15 |
| Troy Riddle.....    | 15 |
| Matt Koalska.....   | 14 |
| Erik Wendell.....   | 13 |
| Grant Potulny.....  | 12 |
| Pat O'Leary.....    | 7  |
| Jon Waibel.....     | 7  |
| Mark Nenovich.....  | 2  |
| Joey Martin.....    | 2  |
| Keith Ballard.....  | 2  |

### CAREER POINTS – CURRENT PLAYERS

|                     |     |
|---------------------|-----|
| John Pohl.....      | 122 |
| Jordan Leopold..... | 98  |
| Jeff Taffe.....     | 55  |
| Grant Potulny.....  | 32  |
| Troy Riddle.....    | 31  |
| Erik Wendell.....   | 29  |
| Nick Angell.....    | 26  |
| Nick Anthony.....   | 26  |
| Matt Koalska.....   | 24  |
| Paul Martin.....    | 22  |
| Matt DeMarchi.....  | 20  |
| Pat O'Leary.....    | 18  |
| Jon Waibel.....     | 9   |
| Mark Nenovich.....  | 4   |
| Joey Martin.....    | 2   |
| Keith Ballard.....  | 2   |
| Mike Erickson.....  | 1   |

### CAREER GAMES – CURRENT PLAYERS

|                       |     |
|-----------------------|-----|
| John Pohl.....        | 122 |
| Jordan Leopold.....   | 121 |
| Adam Hauser.....      | 117 |
| Nick Angell.....      | 112 |
| Erik Wendell.....     | 106 |
| Pat O'Leary.....      | 80  |
| Matt DeMarchi.....    | 78  |
| Jeff Taffe.....       | 78  |
| Nick Anthony.....     | 68  |
| Mark Nenovich.....    | 51  |
| Matt Koalska.....     | 43  |
| Grant Potulny.....    | 43  |
| Jon Waibel.....       | 43  |
| Paul Martin.....      | 39  |
| Troy Riddle.....      | 39  |
| Joey Martin.....      | 18  |
| Chad Roberg.....      | 6   |
| Mike Erickson.....    | 1   |
| Keith Ballard.....    | 1   |
| Judd Stevens.....     | 1   |
| Barry Tallackson..... | 1   |
| Jake Fleming.....     | 1   |
| Travis Weber.....     | 1   |

### 2001-02 WCHA Standings/Schedule

| Team (Overall Record, win %)    | GP | W | L | T | Pts | GF | GA | GDif |
|---------------------------------|----|---|---|---|-----|----|----|------|
| North Dakota (2-1-0, .667)      | 2  | 2 | 0 | 0 | 4   | 8  | 2  | +6   |
| Denver (2-0-0, 1.000)           | 0  | 0 | 0 | 0 | 0   | 0  | 0  | 0    |
| Michigan Tech (2-0-0, 1.000)    | 0  | 0 | 0 | 0 | 0   | 0  | 0  | 0    |
| St. Cloud State (2-0-0, 1.000)  | 0  | 0 | 0 | 0 | 0   | 0  | 0  | 0    |
| Minnesota (1-0-0, 1.000)        | 0  | 0 | 0 | 0 | 0   | 0  | 0  | 0    |
| Minnesota-Duluth (1-0-0, 1.000) | 0  | 0 | 0 | 0 | 0   | 0  | 0  | 0    |
| Alaska Anchorage (1-0-1, 1.000) | 0  | 0 | 0 | 0 | 0   | 0  | 0  | 0    |
| MSU, Mankato (1-1-0, .500)      | 0  | 0 | 0 | 0 | 0   | 0  | 0  | 0    |
| Wisconsin (0-0-0, .000)         | 0  | 0 | 0 | 0 | 0   | 0  | 0  | 0    |
| Colorado College (0-2-0, .000)  | 2  | 0 | 2 | 0 | 0   | 2  | 8  | -6   |

### 2000-01 Season Highs/Lows

#### Team

|                                    |  |
|------------------------------------|--|
| MOST GOALS/GAME                    | (11) 12/9 vs. Quinnipiac   |
| LEAST GOALS/GAME                   | (0) two times, last 3/16 vs. SCSU                                      |
| MOST ASSISTS/GAME                  | (15) 12/9 vs. Quinnipiac   |
| LEAST ASSISTS/GAME                 | (0) two times, last 3/16 vs. SCSU                                      |
| MOST GOALS AGAINST/GAME            | (7) 11/10 at North Dakota  |
| LEAST GOALS AGAINST/GAME           | (0) three times, last 2/24 at UMD                                      |
| MOST ASSISTS AGAINST/GAME          | (12) 11/10 at North Dakota   |
| LEAST ASSISTS AGAINST/GAME         | (0) three times, 2/24 at UMD   |
| MOST GOALS/PERIOD                  | (5) 11/10 at North Dakota - second period                              |
| MOST GOALS AGAINST/PERIOD          | (4) 11/10 at North Dakota - third period                               |
| MOST POWER PLAY GOALS/GAME         | (5) two times, 2/2 vs. Michigan Tech                                   |
| MOST POWER PLAY GOALS ALLOWED/GAME | (2) five times, last 3/17 vs. CC                                       |
| MOST SHOTS ON GOAL/GAME            | (56) 1/27 vs. Bemidji State  |
| LEAST SHOTS ON GOAL/GAME           | (26) 11/17 at SCSU   |
| MOST SHOTS AGAINST/GAME            | (40) two times, last 2/2 vs. Michigan Tech                             |
| LEAST SHOTS AGAINST/GAME           | (13) 10/20 vs. UMD   |
| MOST SHOTS ON GOAL/PERIOD          | (24) three times, last 3/17 vs. CC - third period                      |
| MOST SHOTS AGAINST/PERIOD          | (18) 3/17 vs. CC - second period                                       |
| MOST PENALTIES/GAME                | (21) two times, last 2/2 vs. Michigan Tech                             |
| LEAST PENALTIES/GAME               | (2) two times, last 1/23 vs. Brown                                     |
| MOST PIM/GAME                      | (66) 2/2 vs. Michigan Tech   |
| LEAST PIM/GAME                     | (4) two times, last 1/23 vs. Brown                                     |
| MOST OPP. PENALTIES/GAME           | (26) 2/2 vs. Michigan Tech   |
| LEAST OPP. PENALTIES/GAME          | (2) 10/27 vs. Alaska-Anchorage   |
| MOST OPP. PIM/GAME                 | (76) 2/2 vs. Michigan Tech   |
| LEAST OPP. PIM/GAME                | (4) 10/27 vs. Alaska-Anchorage   |
| QUICKEST TWO GOALS                 | (0:14) 11/10 at North Dakota – second period (Taffe, Koalska)          |
| QUICKEST THREE GOALS               | (1:17) 11/10 at North Dakota – second period (Leopold, Taffe, Koalska) |

#### Individual

|                    |   |
|--------------------|---|
| GOALS/GAME         | (3) two times, last Grant Potulny, 1/20 at Wisconsin                      |
| GOALS/PERIOD       | (2) six times, last Grant Potulny, 1/27 vs. Brown - third period          |
| ASSISTS/GAME       | (4) Erik Westrum, 10/14 at Bemidji State                                  |
| ASSISTS/PERIOD     | (2) 17 times, last Erik Westrum, 3/9 vs. MTU - third period               |
| POINTS/GAME        | (5) Erik Westrum, 10/14 at Bemidji State                                  |
| POINTS/PERIOD      | (3) three times, last Matt Koalska, 2/2 vs. Michigan Tech - second period |
| PENALTIES/GAME     | (7) Matt DeMarchi, 2/2 vs. Michigan Tech                                  |
| PIM/GAME           | (22) Matt DeMarchi, 2/2 vs. Michigan Tech                                 |
| SHOTS ON GOAL/GAME | (9) Jordan Leopold, 12/29 vs. Union                                       |
| SAVES/GAME         | (37) Adam Hauser, 2/2 vs. Michigan Tech                                   |

## Hauser Watch

### VICTORIES

| Rk. | Player       | Wins | Years        |
|-----|--------------|------|--------------|
| 1.  | Robb Stauber | 73   | 1986-89      |
| 2.  | John Blue    | 64   | 1984-87      |
| 3.  | Adam Hauser  | 60   | 1998-present |

### GAMES PLAYED

| Rk. | Player       | GP  | Years        |
|-----|--------------|-----|--------------|
| 1.  | Adam Hauser  | 117 | 1998-present |
| 2.  | Robb Stauber | 98  | 1986-89      |
| 3.  | Three tied   | 96  |              |

### MINUTES PLAYED

| Rk. | Player       | MP    | Years        |
|-----|--------------|-------|--------------|
| 1.  | Adam Hauser  | 6,850 | 1998-present |
| 2.  | Robb Stauber | 5,717 | 1986-89      |
| 3.  | Steve DeBus  | 5,490 | 1995-98      |

### SAVES

| Rk. | Player         | Saves | Years        |
|-----|----------------|-------|--------------|
| 1.  | Adam Hauser    | 2,939 | 1998-present |
| 2.  | Steve Janaszak | 2,639 | 1975-79      |
| 3.  | Robb Stauber   | 2,553 | 1986-89      |

### SAVE PERCENTAGE

| Rk. | Player           | SV % | Years        |
|-----|------------------|------|--------------|
| 1.  | Jim Mattson      | .906 | 1951-54      |
|     | Robb Stauber     | .906 | 1986-89      |
| 3.  | Murray McLachlin | .902 | 1967-70      |
| 5.  | Adam Hauser      | .895 | 1998-present |

### GOALS-AGAINST-AVERAGE

| Rk. | Player       | GAA  | Years        |
|-----|--------------|------|--------------|
| 1.  | Jim Mattson  | 2.48 | 1951-54      |
| 2.  | Robb Stauber | 2.77 | 1986-89      |
| 3.  | Adam Hauser  | 3.02 | 1998-present |

## WCHA Recordbook

### GAMES PLAYED - OVERALL

| Rk. | Player              | GP  | Years        |
|-----|---------------------|-----|--------------|
| 1.  | Brant Nicklin (UMD) | 137 | 1996-2000    |
| 9.  | Adam Hauser         | 117 | 1998-present |

### MINUTES PLAYED - OVERALL

| Rk. | Player              | MP    | Years        |
|-----|---------------------|-------|--------------|
| 1.  | Brant Nicklin (UMD) | 7,913 | 1996-2000    |
|     | Adam Hauser         | 6,850 | 1998-present |

### SAVES - OVERALL

| Rk. | Player               | SV    | Years        |
|-----|----------------------|-------|--------------|
| 1.  | Robbie Moore (Mich.) | 4,434 | 1973-76      |
|     | Adam Hauser          | 2,939 | 1998-present |

### SAVES - WCHA ONLY

| Rk. | Player               | SV    | Years        |
|-----|----------------------|-------|--------------|
| 1.  | Robbie Moore (Mich.) | 3,665 | 1973-76      |
|     | Adam Hauser          | 2,020 | 1998-present |

## Multiple-Point Games (season/career)

| Player (Games)        | Last Time                     | Record       |
|-----------------------|-------------------------------|--------------|
| Jordan Leopold (1/21) | 10/5/01 at North Dakota (2g)  | 1-0-0/12-7-2 |
| Jeff Taffe (1/13)     | 10/5/01 at North Dakota (2g)  | 1-0-0/9-3-1  |
| Paul Martin (1/7)     | 10/5/01 at North Dakota (3a)  | 1-0-0/6-1-0  |
| Keith Ballard (1/1)   | 10/5/01 at North Dakota (2a)  | 1-0-0/1-0-0  |
| John Pohl (0/33)      | 3/23/01 vs. Maine (1g, 2a)    | 0-0-0/24-8-1 |
| Grant Potulny (0/10)  | 3/23/01 vs. Maine (2g)        | 0-0-0/8-1-1  |
| Troy Riddle (0/8)     | 2/24/01 at UMD (2a)           | 0-0-0/8-0-0  |
| Matt Koalska (0/7)    | 3/10/01 vs. MTU (2a)          | 0-0-0/7-0-0  |
| Nick Anthony (0/5)    | 3/10/01 vs. MTU (1g, 2a)      | 0-0-0/5-0-0  |
| Erik Wendell (0/3)    | 2/2/01 vs. MTU (2g)           | 0-0-0/3-0-0  |
| Pat O'Leary (0/3)     | 1/6/01 at UAA (1g, 1a)        | 0-0-0/3-0-0  |
| Matt DeMarchi (0/3)   | 2/16/01 vs. C.C. (2a)         | 0-0-0/3-0-0  |
| Nick Angell (0/3)     | 10/21/00 vs. UMD (1g, 1a)     | 0-0-0/2-1-0  |
| Mark Nenovich (0/1)   | 12/29/99 vs. Harvard (1g, 1a) | 0-0-0/1-0-0  |

## Multiple-Goal Games (season/career)

| Player (Games)       | Last Time                    | Record      |
|----------------------|------------------------------|-------------|
| Jordan Leopold (1/4) | 10/5/01 at North Dakota (2g) | 1-0-0/2-2-0 |
| Jeff Taffe (1/2)     | 10/5/01 at North Dakota (2g) | 1-0-0/1-1-0 |
| John Pohl (0/6)      | 2/10/01 vs. MSU-M (2g)       | 0-0-0/6-0-0 |
| Grant Potulny (0/3)  | 1/23/01 vs. Brown (2g)       | 0-0-0/3-0-0 |
| Troy Riddle (0/2)    | 2/17/01 vs. C.C. (2g)        | 0-0-0/2-0-0 |
| Pat O'Leary (0/2)    | 12/30/00 vs. LSSU (2g)       | 0-0-0/2-0-0 |
| Erik Wendell (0/1)   | 2/2/01 at MTU (2g)           | 0-0-0/1-0-0 |

## Leopold Watch

### POINTS BY A DEFENSEMAN

| Rk. | Player         | Pts. | Years   |
|-----|----------------|------|---------|
| 1.  | Todd Richards  | 158  | 1985-89 |
| 9.  | Les Auge       | 104  | 1971-75 |
|     | Jordan Leopold | 98   | 1998-   |

### GOALS BY A DEFENSEMAN

| Rk. | Player         | Goals | Years   |
|-----|----------------|-------|---------|
| 1.  | Mike Crowley   | 37    | 1994-97 |
| 8.  | Randy Skarda   | 28    | 1986-89 |
|     | Jordan Leopold | 27    | 1998-   |

### ASSISTS BY A DEFENSEMAN

| Rk. | Player         | Assists | Years   |
|-----|----------------|---------|---------|
| 1.  | Todd Richards  | 128     | 1985-89 |
| 11. | Mike Guentzel  | 75      | 1981-85 |
|     | Tony Kellin    | 75      | 1982-86 |
|     | Jordan Leopold | 71      | 1998-   |

## Stats By Class

|               | G-A--Pts | P/M | PP | SH | GW |
|---------------|----------|-----|----|----|----|
| Senior (6)    | 2-2--4   | 0/0 | 1  | 1  | 0  |
| Junior (4)    | 2-1--3   | 2/4 | 0  | 0  | 0  |
| Sophomore (6) | 2-5--7   | 4/8 | 0  | 0  | 1  |
| Freshman (7)  | 1-2--3   | 0/0 | 0  | 0  | 0  |

## 2001-02 Minnesota Schedule/Results

| <u>Date</u> | <u>Opponent</u>     | <u>Result</u> | <u>MN/OPP</u><br><u>Shots</u> | <u>MN/OPP</u><br><u>Power-Play</u> | <u>MN/OPP</u><br><u>Penalties</u> | <u>Goaltender</u> | <u>Attend.</u> |
|-------------|---------------------|---------------|-------------------------------|------------------------------------|-----------------------------------|-------------------|----------------|
| 10/5        | at North Dakota##   | W 7-5         | 40-22                         | 1-4/1-3                            | 6-12/7-14                         | Weber (1-0-0)     | 11,690         |
| 10/19       | BEMIDJI STATE##     |               |                               |                                    |                                   |                   |                |
| 10/20       | BEMIDJI STATE#      |               |                               |                                    |                                   |                   |                |
| 10/26       | COLGATE#            |               |                               |                                    |                                   |                   |                |
| 10/27       | COLGATE##           |               |                               |                                    |                                   |                   |                |
| 11/2        | at Michigan Tech*   |               |                               |                                    |                                   |                   |                |
| 11/3        | at Michigan Tech    |               |                               |                                    |                                   |                   |                |
| 11/9        | MSU, MANKATO        |               |                               |                                    |                                   |                   |                |
| 11/10       | MSU, MANKATO        |               |                               |                                    |                                   |                   |                |
| 11/16       | MINNESOTA-DULUTH*   |               |                               |                                    |                                   |                   |                |
| 11/17       | MINNESOTA-DULUTH    |               |                               |                                    |                                   |                   |                |
| 11/23       | at Michigan#        |               |                               |                                    |                                   |                   |                |
| 11/25       | at Michigan State## |               |                               |                                    |                                   |                   |                |
| 11/30       | ST. CLOUD STATE     |               |                               |                                    |                                   |                   |                |
| 12/1        | St. Cloud State     |               |                               |                                    |                                   |                   |                |
| 12/7        | at Denver*          |               |                               |                                    |                                   |                   |                |
| 12/8        | at Denver           |               |                               |                                    |                                   |                   |                |
| 12/28       | FERRIS STATE##      |               |                               |                                    |                                   |                   |                |
| 12/29       | MARIUCCI CLASSIC##  |               |                               |                                    |                                   |                   |                |
| 1/5         | NORTH DAKOTA        |               |                               |                                    |                                   |                   |                |
| 1/6         | NORTH DAKOTA*       |               |                               |                                    |                                   |                   |                |
| 1/11        | at Wisconsin*       |               |                               |                                    |                                   |                   |                |
| 1/12        | at Wisconsin        |               |                               |                                    |                                   |                   |                |
| 1/18        | at Alaska Anchorage |               |                               |                                    |                                   |                   |                |
| 1/19        | at Alaska Anchorage |               |                               |                                    |                                   |                   |                |
| 1/25        | DENVER              |               |                               |                                    |                                   |                   |                |
| 1/26        | DENVER              |               |                               |                                    |                                   |                   |                |
| 1/28        | FRENCH OLYMPIC^     |               |                               |                                    |                                   |                   |                |
| 2/1         | at Minnesota-Duluth |               |                               |                                    |                                   |                   |                |
| 2/2         | at Minnesota-Duluth |               |                               |                                    |                                   |                   |                |
| 2/8         | at North Dakota*    |               |                               |                                    |                                   |                   |                |
| 2/9         | at North Dakota     |               |                               |                                    |                                   |                   |                |
| 2/15        | COLORADO COLLEGE    |               |                               |                                    |                                   |                   |                |
| 2/16        | COLORADO COLLEGE    |               |                               |                                    |                                   |                   |                |
| 2/22        | WISCONSIN           |               |                               |                                    |                                   |                   |                |
| 2/23        | WISCONSIN           |               |                               |                                    |                                   |                   |                |
| 3/1         | at St. Cloud State  |               |                               |                                    |                                   |                   |                |
| 3/2         | ST. CLOUD STATE*    |               |                               |                                    |                                   |                   |                |
| 3/8-10      | WCHA First Round    |               |                               |                                    |                                   |                   |                |
| 3/14-16     | WCHA Final Five     |               |                               |                                    |                                   |                   |                |
| 3/22-24     | NCAA Regionals      |               |                               |                                    |                                   |                   |                |
| 4/4         | NCAA Semifinals     |               |                               |                                    |                                   |                   |                |
| 4/6         | NCAA Finals         |               |                               |                                    |                                   |                   |                |

#Non-Conference

^ Exhibition

\* Game can be heard on KDOW AM 950 (All others on WCCO AM 830)




**Minnesota Men - 2001-2002 Team Statistics**

[2001-2002 Schedule & Results](#) | [2001-2002 Roster](#) | [2000-2001 Team Statistics](#)

| Minnesota             |        | Overall - 1 Game Played ( 1- 0- 0 1.000 ) |         |   |             |            |  |         |      |    |     |   |    |    | Conf Only - 0 Games Played ( 0- 0- 0 --- ) |   |     |      |      |         |    |    |    |    |    |  |  |
|-----------------------|--------|---|---------|---|-------------|------------|--|---------|------|----|-----|---|----|----|--|---|-----|------|------|---------|----|----|----|----|----|--|--|
| Player                | YR/POS | GP  | G       | A   | PTS         | P/GM       | G/GM                                     | PEN/MIN | PP   | SH | GW  | GT  | EN | GP | G  | A | PTS | P/GM | G/GM | PEN/MIN | PP | SH | GW | GT | EN |  |  |
| Paul Martin           | SO D   | 1   | 0       | 3   | 3           | 3.00       | 0.00                                     |         |      |    |     |   |    |    |  |   |     |      |      |         |    |    |    |    |    |  |  |
| Jordan Leopold        | SR D   | 1   | 2       | 0   | 2           | 2.00       | 2.00                                     |         |      | 1  | 1   | 0   | 0  |    |  |   |     |      |      |         |    |    |    |    |    |  |  |
| Jeff Taffe            | JR F   | 1   | 2       | 0   | 2           | 2.00       | 2.00                                     | 1/ 2    |      | 0  | 0   | 0   | 0  |    |  |   |     |      |      |         |    |    |    |    |    |  |  |
| Keith Ballard         | FR D   | 1   | 0       | 2   | 2           | 2.00       | 0.00                                     |         |      |    |     |   |    |    |  |   |     |      |      |         |    |    |    |    |    |  |  |
| John Waibel           | SO F   | 1   | 1       | 0   | 1           | 1.00       | 1.00                                     | 1/ 2    |      | 0  | 0   | 1   | 0  |    |  |   |     |      |      |         |    |    |    |    |    |  |  |
| Mike Erickson         | FR F   | 1   | 1       | 0   | 1           | 1.00       | 1.00                                     |         |      | 0  | 0   | 0   | 0  |    |  |   |     |      |      |         |    |    |    |    |    |  |  |
| Matt Koalska          | SO F   | 1   | 1       | 0   | 1           | 1.00       | 1.00                                     |         |      | 0  | 0   | 0   | 0  |    |  |   |     |      |      |         |    |    |    |    |    |  |  |
| John Pohl             | SR F   | 1   | 0       | 1   | 1           | 1.00       | 0.00                                     |         |      | 0  | 0   | 0   | 0  |    |  |   |     |      |      |         |    |    |    |    |    |  |  |
| Erik Wendell          | SR F   | 1   | 0       | 1   | 1           | 1.00       | 0.00                                     |         |      | 0  | 0   | 0   | 0  |    |  |   |     |      |      |         |    |    |    |    |    |  |  |
| Nick Anthony          | JR F   | 1   | 0       | 1   | 1           | 1.00       | 0.00                                     |         |      | 0  | 0   | 0   | 0  |    |  |   |     |      |      |         |    |    |    |    |    |  |  |
| Grant Potulny         | SO F   | 1   | 0       | 1   | 1           | 1.00       | 0.00                                     | 2/ 4    |      | 0  | 0   | 0   | 0  |    |  |   |     |      |      |         |    |    |    |    |    |  |  |
| Troy Riddle           | SO F   | 1   | 0       | 1   | 1           | 1.00       | 0.00                                     | 1/ 2    |      | 0  | 0   | 0   | 0  |    |  |   |     |      |      |         |    |    |    |    |    |  |  |
| Adam Hauser           | SR G   | 1   | 0       | 0   | 0           | 0.00       | 0.00                                     |         |      | 0  | 0   | 0   | 0  |    |  |   |     |      |      |         |    |    |    |    |    |  |  |
| Judd Stevens          | FR D   | 1   | 0       | 0   | 0           | 0.00       | 0.00                                     |         |      | 0  | 0   | 0   | 0  |    |  |   |     |      |      |         |    |    |    |    |    |  |  |
| Matt DeMarchi         | JR D   | 1   | 0       | 0   | 0           | 0.00       | 0.00                                     | 1/ 2    |      | 0  | 0   | 0   | 0  |    |  |   |     |      |      |         |    |    |    |    |    |  |  |
| Pat O'Leary           | SR F   | 1   | 0       | 0   | 0           | 0.00       | 0.00                                     |         |      | 0  | 0   | 0   | 0  |    |  |   |     |      |      |         |    |    |    |    |    |  |  |
| Nick Angell           | SR D   | 1   | 0       | 0   | 0           | 0.00       | 0.00                                     |         |      | 0  | 0   | 0   | 0  |    |  |   |     |      |      |         |    |    |    |    |    |  |  |
| Barry Tallackson      | FR F   | 1   | 0       | 0   | 0           | 0.00       | 0.00                                     |         |      | 0  | 0   | 0   | 0  |    |  |   |     |      |      |         |    |    |    |    |    |  |  |
| Jake Fleming          | FR F   | 1   | 0       | 0   | 0           | 0.00       | 0.00                                     |         |      | 0  | 0   | 0   | 0  |    |  |   |     |      |      |         |    |    |    |    |    |  |  |
| Travis Weber          | FR G   | 1   | 0       | 0   | 0           | 0.00       | 0.00                                     |         |      | 0  | 0   | 0   | 0  |    |  |   |     |      |      |         |    |    |    |    |    |  |  |
| Minnesota             |        | 1   | 7       | 10  | 17          | 17.00      | 7.00                                     | 6/ 12   |      | 1  | 1   | 1   | 0  |    |  |   |     |      |      |         |    |    |    |    |    |  |  |
| Opponents             |        | 1   | 5       | 6   | 11          | 11.00      | 5.00                                     | 7/ 14   |      | 1  | 0   | 0   | 0  |    |  |   |     |      |      |         |    |    |    |    |    |  |  |
| Goaltending           |        | GP  | Minutes | GA  | Savs        | Sav%       | GAA                                      | Record  | Win% | ST | SO  | GP Minutes GA Savs Sav% GAA Record Win% ST SO |    |    |  |   |     |      |      |         |    |    |    |    |    |  |  |
| Travis Weber          | FR     | 1   | 40:00   | 1   | 13          | .929       | 1.50                                     | 1- 0- 0 | 1.00 | 0  | 0   |   |    |    |  |   |     |      |      |         |    |    |    |    |    |  |  |
| Adam Hauser           | SR     | 1   | 20:00   | 4   | 4           | .500       | 12.0                                     | 0- 0- 0 | ---  | 1  | 0   |   |    |    |  |   |     |      |      |         |    |    |    |    |    |  |  |
| Minnesota             |        | 1   | 60:00   | 5   | 17          | .773       | 5.00                                     | 1- 0- 0 | 1.00 | 1  | 0   |   |    |    |  |   |     |      |      |         |    |    |    |    |    |  |  |
| Opponents             |        | 1   | 60:00   | 7   | 33          | .825       | 7.00                                     | 0- 1- 0 | .000 | 1  | 0   |   |    |    |  |   |     |      |      |         |    |    |    |    |    |  |  |
| Special Teams         |        | Power Play                                | SHA     | Penalty Kill                                    | SHF         | Combined   | Power Play SHA Penalty Kill SHF Combined |         |      |    |     |   |    |    |  |   |     |      |      |         |    |    |    |    |    |  |  |
| Minnesota             |        | 1/ 4                                      | .250    | 0   | 2/ 3        | .667       | 1  | 3/ 7    | .429 |    |     |   |    |    |  |   |     |      |      |         |    |    |    |    |    |  |  |
| Opponents             |        | 1/ 3                                      | .333    | 1   | 3/ 4        | .750       | 0  | 4/ 7    | .571 |    |     |   |    |    |  |   |     |      |      |         |    |    |    |    |    |  |  |
| Scoring/Shots On Goal |        | 1st                                       | 2nd     | 3rd   | OT          | TOT        | 1st                                      | 2nd     | 3rd  | OT | SOG | 1st 2nd 3rd OT TOT 1st 2nd 3rd OT SOG         |    |    |  |   |     |      |      |         |    |    |    |    |    |  |  |
| Minnesota             |        | 2   | 1       | 4   | 0           | 7          | 12                                       | 14      | 14   | 0  | 40  |   |    |    |  |   |     |      |      |         |    |    |    |    |    |  |  |
| Opponents             |        | 4   | 1       | 0   | 0           | 5          | 8  | 10      | 4    | 0  | 22  |   |    |    |  |   |     |      |      |         |    |    |    |    |    |  |  |
| Difference            |        | -2  | +0      | +4  | +0          | +2         | +4                                       | +4      | +10  | +0 | +18 |   |    |    |  |   |     |      |      |         |    |    |    |    |    |  |  |
| Streaks               |        | Overall                                   | Conf    | Site H: 0 0- 0- 0 A: 1 1- 0- 0 N: 0 0- 0- 0     |             |            |  |         |      |    |     |   |    |    |  |   |     |      |      |         |    |    |    |    |    |  |  |
| W/L                   |        | 1-0                                       |         | End1 +: 0 0- 0- 0 -: 1 1- 0- 0 E: 0 0- 0- 0     |             |            |  |         |      |    |     |   |    |    |  |   |     |      |      |         |    |    |    |    |    |  |  |
| WT/LT                 |        | 1- 0- 0                                   |         | End2 +: 0 0- 0- 0 -: 1 1- 0- 0 E: 0 0- 0- 0     |             |            |  |         |      |    |     |   |    |    |  |   |     |      |      |         |    |    |    |    |    |  |  |
| Last 5                |        | 1- 0- 0                                   |         | Scoring 1st: 0 0- 0- 0 Scored on 1st: 1 1- 0- 0 |             |            |  |         |      |    |     |   |    |    |  |   |     |      |      |         |    |    |    |    |    |  |  |
| Last 10               |        | 1- 0- 0                                   |         | Min. Leading Min. Trailing Minutes Even         |             |            |  |         |      |    |     |   |    |    |  |   |     |      |      |         |    |    |    |    |    |  |  |
| Last 15               |        | 1- 0- 0                                   |         | 16:35 27.6%                                     | 33:50 56.4% | 9:35 16.0% |  |         |      |    |     |   |    |    |  |   |     |      |      |         |    |    |    |    |    |  |  |
| Last 20               |        | 1- 0- 0                                   |         |   |             |            |  |         |      |    |     |   |    |    |  |   |     |      |      |         |    |    |    |    |    |  |  |

Please use the "Back" button on your browser to return to the previous page, or click on the puck at the right to return to the collegehockeystats.com Index.



# GOLDEN GOPHER HOCKEY



MHO  
H65h

## WEEKLY RELEASE October 22, 2001

### SCHEDULE/RESULTS

|                         |                     |        |
|-------------------------|---------------------|--------|
| Oct. 5                  | at North Dakota%    | W 7-5  |
| Oct. 19                 | BEMIDJI STATE*      | W 7-2  |
| Oct. 20                 | BEMIDJI STATE       | W 7-1  |
| Oct. 26                 | COLGATE             | 7:05   |
| Oct. 27                 | COLGATE*            | 7:05   |
| Nov. 2                  | at Michigan Tech*   | 6:05   |
| Nov. 3                  | at Michigan Tech    | 7:05   |
| Nov. 9                  | MSU, MANKATO        | 7:05   |
| Nov. 10                 | MSU, MANKATO        | 7:05   |
| Nov. 16                 | MINN.-DULUTH*       | 7:05   |
| Nov. 17                 | MINN.-DULUTH        | 8:05   |
| Nov. 23                 | Michigan#           | 6:35   |
| Nov. 25                 | at Michigan State#* | 12:35  |
| Nov. 30                 | ST. CLOUD STATE     | 7:05   |
| Dec. 1                  | at St. Cloud State  | 7:05   |
| Dec. 7                  | at Denver*          | 8:05   |
| Dec. 8                  | at Denver           | 8:05   |
| Dec. 29                 | MARIUCCI CLASSIC#*  |        |
| vs. Ferris State        |                     | 7:05   |
| Dec. 30                 | MARIUCCI CLASSIC#*  |        |
| vs. W. Mich./Providence |                     | 4/7:05 |
| Jan. 5                  | NORTH DAKOTA        | 7:05   |
| Jan. 6                  | NORTH DAKOTA*       | 7:05   |
| Jan. 11                 | at Wisconsin*       | 7:05   |
| Jan. 12                 | at Wisconsin        | 7:05   |
| Jan. 18                 | at Alaska Anchorage | 10:05  |
| Jan. 19                 | at Alaska Anchorage | 10:05  |
| Jan. 25                 | DENVER              | 7:05   |
| Jan. 26                 | DENVER              | 7:05   |
| Jan. 28                 | FRENCH OLYMPIC*     | 7:05   |
| Feb. 1                  | at Minnesota-Duluth | 7:05   |
| Feb. 2                  | at Minnesota-Duluth | 7:05   |
| Feb. 8                  | at North Dakota*    | 7:35   |
| Feb. 9                  | at North Dakota     | 7:35   |
| Feb. 15                 | COLORADO COLL.      | 7:05   |
| Feb. 16                 | COLORADO COLL.      | 7:05   |
| Feb. 22                 | WISCONSIN           | 7:05   |
| Feb. 23                 | WISCONSIN           | 7:05   |
| March 1                 | at St. Cloud State  | 7:05   |
| March 2                 | ST. CLOUD STATE*    | 7:05   |
| March 8-10              | WCHA First Round    |        |
| March 14-16             | WCHA Final Five     |        |
| March 22-24             | NCAA Regional       |        |
| April 4-6               | NCAA Frozen Four^   |        |

% - Hall of Fame Game  
 \* - exhibition game  
 # - non-conference game  
 ^ - Xcel Energy Center, St. Paul, Minn.  
 all game times are Central  
 game times are subject to change  
 \* - Game heard on KDOW 950-AM  
 (all others heard on WCCO 830-AM)

UP NEXT...  
**COLGATE AT #2 MINNESOTA**  
 Mariucci Arena (10,000)  
 7:05 p.m. • Oct. 26-27, 2001

The Series: Minnesota and Colgate have met four times with the Golden Gophers holding a 4-0-0 advantage. The last time the two teams met was in 1981 when Minnesota swept a pair of NCAA Quarterfinal games.

|                |                    |
|----------------|--------------------|
| March 21, 1981 | Minnesota 5-4      |
| March 20, 1981 | Minnesota 9-4      |
| Dec. 30, 1971  | Minnesota 7-6 (ot) |
| Dec. 29, 1965  | Minnesota 8-4      |

The Last Go-Around: After being snubbed for All-America honors, Aaron Broten became the first Golden Gopher in school history to hit 100 points in a season. He accomplished the feat with a hat trick in a 5-4 victory over Colgate to clinch the NCAA Quarterfinal series on March 21, 1981. After the Raiders took a 1-0 lead in the first, the Golden Gophers exploded for three goals in the second as Broten scored twice and Steve Ulseth added his 40th goal of the season. After Brad Doshan scored 32 seconds into the third, Colgate responded with a pair of tallies to draw within one. Broten put the Raiders away though, with his goal at the 8:36 mark.

Following the sweep, Minnesota defeated Michigan Tech 7-2 to advance to the NCAA Championship game. The Golden Gophers would be defeated by Wisconsin, 6-3, which spoiled the Maroon and Gold's attempt for a second straight national title.

About the Raiders: Colgate enters this weekend's action after dropping a pair of non-conference contests against visiting Nebraska-Omaha.

The Raiders return 14 letterwinners from last year's squad which finished 10-20-4. Colgate finished in 11th place in the ECAC at 8-13-1. Scooter Smith is the leading returning scorer after totaling 10 goals and 14 assists.

Head Coach Don Vaughan is in his 10th season at the helm and has a 149-136-27 career record.

### Series Information

Minnesota leads 4-0-0  
 First meeting - 12/29/65, MN 8-4  
 Last meeting - 3/21/81, MN 5-4

### Team Comparisons

|               |                    |              |
|---------------|--------------------|--------------|
| Minnesota     |                    | Colgate      |
| 9/16 (.562)   | PP                 | 2/15 (.133)  |
| 10/12 (.833)  | PK                 | 9/12 (.750)  |
| 2-0-0 (1.000) | Home               | 0-2-0 (.000) |
| 1-0-0 (1.000) | Road               | 0-0-0 (.000) |
| 7.00          | Goals/Game         | 3.50         |
| 2.67          | Goals Allowed/Game | 5.00         |
| 5.33          | Penalties/Game     | 8.50         |
| 39.0          | Shots On Goal/Game | 24.5         |

### MEDIA INFORMATION

TV: Fox Sports North  
 (Friday); KSTC 45 (Saturday) -  
 Frank Mazzocco-play-by-play;  
 Doug Woog - color

RADIO: WCCO-830 AM  
 (Friday); KDOW-950 AM  
 (Saturday) - Wally Shaver -  
 play-by-play; Glen Sonmor -  
 color

INTERVIEWS: The coaching  
 staff and players are available  
 for interviews on  
 WEDNESDAYS by request  
 through the Media Relations  
 office. The Golden Gopher  
 locker room is CLOSED to the  
 media at all times.

RADIO/TV SCHEDULE: The  
 2001-02 broadcast schedule  
 can be found on page eight of  
 this release.

### University of Minnesota Media Relations

Phone: (612) 625-4090

Fax: (612) 625-0359

Website: www.gophersports.com

Contact: John Romo

Phone: (612) 624-7318

E-Mail: romox001@umn.edu

## 2001-02 Record When...

|                                     |        |
|-------------------------------------|--------|
| Overall Record                      | 3-0-0  |
| WCHA Record                         | 0-0-0  |
| Home Record                         | 2-0-0  |
| Road Record                         | 1-0-0  |
| Neutral Site Record                 | 0-0-0  |
| Last 20 Games (including last year) | 14-6-0 |
| Last 10 Games (including last year) | 5-5-0  |
| Last 5 Games (including last year)  | 3-2-0  |
| Scoring A Power-Play Goal           | 3-0-0  |
| Not Scoring A Power-Play Goal       | 0-0-0  |
| Allowing A Power-Play Goal          | 2-0-0  |
| Not Allowing A Power-Play Goal      | 1-0-0  |
| Scoring A Short-Handed Goal         | 2-0-0  |
| Allowing A Short-Handed Goal        | 0-0-0  |
| 10 Or More Penalties                | 0-0-0  |
| Fewer Than 10 Penalties             | 3-0-0  |
| More Penalties Than Opponent        | 0-0-0  |
| Fewer Penalties Than Opponent       | 3-0-0  |
| Same Amount Of Penalties            | 0-0-0  |
| In One-Goal Games                   | 0-0-0  |
| In Two-Goal Games                   | 1-0-0  |
| In Three-Goal or More Games         | 2-0-0  |
| In Overtime Games                   | 0-0-0  |
| Scoring 4 or More Goals             | 3-0-0  |
| Scoring 3 or Fewer Goals            | 0-0-0  |
| Scoring 3 or More Goals             | 3-0-0  |
| Scoring 2 or Fewer Goals            | 0-0-0  |
| Allowing 4 or More Goals            | 1-0-0  |
| Allowing 3 or Fewer Goals           | 2-0-0  |
| Scoring First Goal Of Game          | 2-0-0  |
| Opponents Score First               | 1-0-0  |
| Leading After One Period            | 2-0-0  |
| Trailing After One Period           | 1-0-0  |
| Tied After One Period               | 0-0-0  |
| Scoring First Goal Of Second Period | 3-0-0  |
| Leading After Two Periods           | 2-0-0  |
| Trailing After Two Periods          | 1-0-0  |
| Tied After Two Periods              | 0-0-0  |
| Scoring First Goal Of Third Period  | 3-0-0  |
| Having 10-19 Shots On Goal          | 0-0-0  |
| Having 20-29 Shots On Goal          | 0-0-0  |
| Having 30-39 Shots On Goal          | 1-0-0  |
| Having 40 or More Shots On Goal     | 2-0-0  |
| Allowing 10-19 Shots On Goal        | 0-0-0  |
| Allowing 20-29 Shots On Goal        | 3-0-0  |
| Allowing 30-39 Shots On Goal        | 0-0-0  |
| Allowing 40 or More Shots On Goal   | 0-0-0  |
| Outshooting Opponent                | 3-0-0  |
| Opponent Outshoots Minnesota        | 0-0-0  |
| Shots Are Even                      | 0-0-0  |
| October                             | 3-0-0  |
| November                            | 0-0-0  |
| December                            | 0-0-0  |
| January                             | 0-0-0  |
| February                            | 0-0-0  |
| March                               | 0-0-0  |
| Tuesdays                            | 0-0-0  |
| Fridays                             | 2-0-0  |
| Saturdays                           | 1-0-0  |
| Sundays                             | 0-0-0  |
| Series Record                       | 1-0-0  |
| Games Following A Win               | 2-0-0  |
| Games Following A Loss              | 0-0-0  |
| Games Following A Tie               | 0-0-0  |

## News & Notes

**Golden Gophers Sweep Home Opener:** Minnesota improved to 3-0-0 with a two-game sweep of Bemidji State at Mariucci Arena. In Friday's 7-2 win, the Golden Gophers went 5-for-7 on the power-play and freshman Travis Weber picked up his second win in a row. On Saturday, four Golden Gophers had multi-point games in Minnesota's 7-1 win. It is the second consecutive year that the Golden Gophers have opened the season 3-0-0.

**Minnesota Gains on Michigan State:** The Golden Gophers gained one more first-place vote and trail No. 1 Michigan State by six points in the latest *USA Today*/American Hockey Magazine College Poll. Five of the top six teams in the country hail from the WCHA.

St. Cloud State and North Dakota swapped spots in the rankings as the Huskies swept league-foe Michigan Tech. Denver jumped two spots to number five. Colorado College moved into the sixth slot after sweeping UMass-Amherst.

**Head Coach Don Lucia:** Golden Gopher Head Coach Don Lucia has a career coaching record of 329-187-32 (.630) in 14 seasons behind the bench. At Minnesota, he owns a 50-32-4 mark (.605). His teams have won 20 or more games in each of the past nine seasons and have had just one sub-par .500 season in the past 14 years. He has guided his teams to the NCAA Tournament in six of the past seven campaigns.

**Leo Leads the Way:** All-American Jordan Leopold continues to lead Minnesota's effort. Leopold picked up his third straight multi-point game with 1-2--3 on Friday and 0-2--2 on Saturday. In the process, he collected his 100th career point in the series opener. The following night, he moved into a tenth-place all-time for assists by a defenseman with 75. He is tied with Tony Kellin and current assistant coach, Mike Guentzel. (despite rumors to the contrary, Guentzel is not lobbying for Leopold to move to wing)

**More on Leo:** Arguably the top defenseman in the nation, Jordan Leopold surprised many by returning for his senior season. After a dominating junior campaign, Leopold has established himself as a preseason candidate for the Hobey Baker Award. After leading the nation in defenseman scoring, Leopold was a first-team All-American and Minnesota's first WCHA Defensive Player of the Year. Of the 10 Hobey finalists from a year ago, just Leopold and award winner Ryan Miller of Michigan State return for the 2001-02 season. Of the four first-team All-Americans on defense from last season, Leopold is also the lone returnee.

**Taffe Hits New High:** Junior Jeff Taffe exploded for a career-high five points in Saturday's 7-1 win. He scored his seventh career game-winning goal in the victory. Expected to help lead Minnesota offensively this year, he already has four goals on the season. He needed 10 games to reach that total a year ago.

With the loss of Erik Westrum and his 61 points from last season, Taffe is the prime candidate to help offset that loss. Taffe has had two productive seasons with the Maroon and Gold, increasing his point total from 20 as a freshman to 35 as a sophomore. A similar increase is the goal this season. He has been explosive at times with 14 career multi-point games and five games with three or more points last season.

**The Other Wendell:** Senior Erik Wendell has often been in the shadow of his little sister, Krissy, a member of the U.S. National Team. But this season, her older brother has gotten off to the best start of his career. Wendell has tallied four points in the first three games, but his increased contribution can be best illustrated by his activity around the net. Wendell is second to freshman Keith Ballard with 14 shots on goal thus far this season.

**Hauser Responds:** After suffering through a sub-par performance at North Dakota two weeks ago and a bout with the flu which kept him in street clothes last Friday, senior Adam Hauser earned his first victory of the year vs. Bemidji State on Saturday. Hauser stopped 19 of 20 shots to earn his 61st career win.

Tied for the school's all-time lead with seven career shutouts, Hauser came within 5:03 of his eighth career shutout against Bemidji State. It was the 16th time in his career that Minnesota has lost a shutout in the third period with Hauser in goal.



**Cool Under Pressure:** Following his outstanding debut at North Dakota, true freshman Travis Weber got the start against Bemidji State on Friday. He improved 2-0-0 on the year with a 7-2 victory. Weber stopped 20 of 22 shots in the win. Weber ranks fourth in the WCHA with a 1.80 goals-against-average. He is the first true freshman, other than Adam Hauser, to earn a victory for Minnesota since Erik Day recorded three in 1996-97.

**Looking to Stay Unbeaten:** Minnesota will look to improve to 5-0-0 this weekend against Colgate. If the Golden Gophers are able to sweep the Raiders, the start would equal last year's streak of five wins to start the year. The last time Minnesota started a season 5-0-0 in consecutive seasons was from 1986-89.

**Applying the Pressure:** A key to last year's success was Minnesota's ability to put pressure on opposing goaltenders. The Golden Gophers outshot opponents in 37 of 42 contests, as opposed to only 16 times in 37 games two years ago. Minnesota outshot the opposition in 13 of the last 14 games last season. The Maroon and Gold outshot opponents as a whole by 388 shots, the biggest differential since the 1991-92 squad outshot the opposition by a whopping 507 shots.

In three games this season, the Golden Gophers are outshooting their opponents by nearly 18 shots per contest. Last year, Minnesota outshot its foes by nearly 11 shots per game.

**Truly Offensive:** Minnesota's 21 goals in its first three games is the most for the Golden Gophers since the 1986-87 squad had 23 in its first three games. It is the most goals in any three-game span since Jan. 20-27, 1996, when that team had 22.

**Power-Packed:** The Golden Gophers' eight power-play goals in the two-game set with BSU is the most since Minnesota had eight vs. Colorado College, Jan. 24-25, 1992. The five power-play goals on Friday were the most since the Golden Gophers went 5-for-10 against Michigan Tech last year, Feb. 2. The .714 power-play percentage on Friday was the best since Minnesota was 5-for-6 (.833) in a 10-7 victory at Minnesota-Duluth, Feb. 27, 1999.

**Ballard Named Preseason Rookie of the Year:** Highly-touted freshman Keith Ballard was the overwhelming choice for WCHA Preseason Rookie of the Year in the 31st Annual *Grand Forks Herald* WCHA Coaches' Poll. He is the second consecutive Golden Gopher to be picked, as Troy Riddle was a co-preseason pick a year ago. Ballard received eight of the 10 votes.

As a team, Minnesota was tabbed to finish second behind Colorado College. The Tigers earned six first-place votes, while the Golden Gophers had three. North Dakota was slotted third and received one first-place tally. Senior Jordan Leopold finished third in voting for Player of the Year.

**Evening Things Up:** Last year, 36.3 percent of the team's goals came on the power-play (62/171). That is the highest percentage since the 1980-81 squad had 37.9 percent of its goals come on the power-play. That team set school records with 261 goals and 99 power-play goals. This year, nine of the team's 21 goals (42.8 percent) have come with the man-advantage.

**Making Their Response:** Twenty-two of Minnesota's goals occurred less than three minutes after its opponent scored last year. That total is 20 percent of the 109 markers given up by the Golden Gophers. Seven of those tallies happened within a minute. The following is a breakdown of this season compared to last season:

|                     | '00-01 | '01-02 |
|---------------------|--------|--------|
| Less than a minute: | 7      | 1      |
| 1-3 minutes:        | 15     | 1      |
| 3-5 minutes         | 3      | 1      |
| 5-10 minutes        | 10     | 0      |

**Down the Stretch:** If the Golden Gophers do claim their first MacNaughton Cup since 1996-97, they will definitely earn it. Minnesota will close the regular season with four consecutive series against teams that reached the NCAA Tournament a year ago. Five of the eight games will be at Mariucci Arena. The Golden Gophers will have as many as 18 games against teams that reached postseason last season.

## Player Notes

### #1 ADAM HAUSER

- is 35-18-8 with a 2.66 goals-against-average and .901 saves percentage in 51 career games at Mariucci Arena
- is 26-26-4 with a 3.33 goals-against-average and .891 saves percentage in 56 career games away from Mariucci Arena

### #3 JORDAN LEOPOLD

- Dating back to last season, has five straight multi-point games

### #5 JON WAIBEL

- Scored game-winning goal against North Dakota in the season-opener. Needed 30 games to get his first goal last season

### #9 JOHN POHL

- of Minnesota's eight road victories last season, he had three game-winning goals
- has four goals on just seven shots this year

### #10 PAUL MARTIN

- had one more assist (17) than All-American Jordan Leopold had during his rookie season
- dating back to last season, has 4-21--25 in his last 23 games

### #11 ERIK WENDELL

- his last six goals, dating back to last season, have come at Mariucci Arena

### #13 KEITH BALLARD

- leads team with 15 shots on goal, including a team-best eight vs. BSU on Saturday

### #18 GRANT POTULNY

- missed Saturday's game due to a concussion. Status will be re-evaluated this week
- after three games last season, he had 3-2--5. After three games this year, he has 0-1--1

### #19 MATT DEMARCHI

- missed last weekend with ankle injury

### #21 TROY RIDDLE

- scored six goals in his first six games last season

### #24 MATT KOALSKA

- team-leading 15-6 (.714) on faceoffs

## USA Today/American Hockey Magazine Poll

|     |                     |     |
|-----|---------------------|-----|
| 1.  | Michigan State (15) | 277 |
| 2.  | Minnesota (4)       | 271 |
| 3.  | St. Cloud State     | 245 |
| 4.  | North Dakota        | 219 |
| 5.  | Denver              | 168 |
| 6.  | Colorado College    | 159 |
| 7.  | Michigan            | 148 |
|     | Maine               | 148 |
| 9.  | New Hampshire       | 124 |
| 10. | Boston              | 123 |

## The Lucia Ledger

Head Coach Don Lucia  
(Notre Dame, 1981)

- Third season at Minnesota. Has a career record of 50-32-4 (.605)
- 15th season as a head coach. Has a career record of 329-187-32 (.630)
- Minnesota had five more victories than the previous season in Lucia's first year in 1999-2000
- Golden Gophers improved by seven victories in the win column in Lucia's second year
- 1994 National Coach of the Year
- Two-time WCHA Coach of the Year
- Led Colorado College to three consecutive WCHA titles.
- has coached 10 All-Americans, including Golden Gopher defenseman Jordan Leopold
- has coached 35 All-WCHA teams members
- recruited the nation's most productive freshman class a year ago
- has led his teams to the NCAA Tournament in six of the last seven seasons
- led Colorado College to a national runner-up finish in 1994-95
- winningest coach in Colorado College history

## The Friendly Confines

Mariucci Arena  
Opened in October, 1993

- The Golden Gophers were 18-4-1 (.804) at Mariucci Arena last season.
- Minnesota is 102-42-13 (.691) all-time at Mariucci Arena.
- The 1995-96 squad went 19-2-0 (.905) at home.
- Seating capacity has increased twice since the opening of Mariucci. Capacity increased from 9,305 to 9,700 in 1996-97. It was increased to 10,000 this past season.
- 18 luxury suites were built in the offseason.
- The largest crowd at Mariucci Arena was 9,908 on Nov. 14, 1998 vs. North Dakota.
- The largest attendance in a single series was 19,773 vs. Wisconsin, Feb. 25-26, 2000.
- The first official game in the new Mariucci Arena was on Oct. 30, 1993. Minnesota and St. Cloud State tied 4-4.
- Minnesota is 4-2-2 in home openers at Mariucci Arena
- The longest winning streak in the new Mariucci Arena is 10 games, Nov. 12, 1995 to Feb. 9, 1996.
- Minnesota's longest home losing streak is just four games, Nov. 1-Dec. 19, 1997

**Scintillating Start:** Just three games into the season, six Golden Gophers have tallied at least a point in each contest. Jordan Leopold has three consecutive multi-point games (five dating back to last season), while John Pohl has two consecutive multi-goal games. Paul Martin, Keith Ballard, Erik Wendell and Troy Riddle join Pohl and Leopold with points in every game thus far.

**Back at Full Strength:** John Pohl will be looked upon to lead the Golden Gophers offensively, and with an offseason to heal, he should be up to the task. Last year, Pohl played the entire season with a cast on his wrist. Add to that, being hit in the ankle by a slapshot midseason, and his 45-point season is that much more impressive. He also finished second in the nation in power-play goals with 13. Pohl will look to surpass his 59-point sophomore total.

Pohl had one of the best series of his career with five points against Bemidji State. The senior captain picked up four goals in the two-game sweep, including three on the power-play. Dating back to last season, Pohl has six goals and six assists in his last five games.

**On the Defensive:** While Jordan Leopold receives the majority of the attention among Golden Gopher blueliners, Minnesota can boast one of the top defensive units in the nation. Playing alongside Leopold, Matt DeMarchi, a second-round NHL Draft pick, is one of the most physical players in the WCHA. Sophomore Paul Martin tallied a career-high three assists in the 7-5 victory against North Dakota. The trio is joined by this year's WCHA preseason rookie of the year, Keith Ballard. Ballard received eight of the 10 first-place votes cast by the league's head coaches. He already has four assists on the season, as well as a three-game point streak.

**Crowded House:** For the first time in his career, senior Adam Hauser will have competition for playing time in goal. Freshmen Travis Weber relieved Hauser after the first period against North Dakota and earned his first career victory. Hauser has started a school record 118 games in his career, including 40 contests in both his freshman and junior seasons. The goal of the Golden Gopher coaching staff this season is to give Hauser nights off to keep him fresh as the regular season winds down. Last year on Feb. 17, he was 23-7-2 with a 2.35 goals-against-average and .909 saves percentage. Following that, he was 3-5-0 with 3.38 GAA and .874 saves percentage.

**Hauser Climbs the Charts:** Senior Adam Hauser earned his first victory of the season in the 7-1 victory against Bemidji State. Hauser stopped 19-of-20 shots in the contest. With his 61st career victory, he moves just three back of John Blue. Blue is ranked second in school history, 11 wins shy of Robb Stauber's total of 73. Hauser is already Minnesota's all-time leader in games played, minutes played and saves. He is tied for the career lead with seven shutouts.

**The Protege':** Sophomore Paul Martin is following in the footsteps of All-American Jordan Leopold. The Elk River, Minn., native already has a goal and five assists in the first three games, including a pair of multi-point contests. To put that in perspective, Martin didn't have his first goal until the 17th game last year and didn't have his sixth point until the 21st game.

**The Newcomers:** Minnesota brought in another highly-regarded rookie class. Led by preseason WCHA Rookie of the Year Keith Ballard and the nation's top incoming recruit according to *The Redline Report* in Barry Tallackson, the group of nine newcomers looks to contribute immediately. *The Redline Report* also lists Eden Prairie's Mike Erickson as the state of Minnesota's top high school recruit.

All but one of the freshmen have seen action thus far this season. Of the skaters, five of the six already have collected their first career points. Four freshman tallied their first career points this past weekend. Barry Tallackson had 1-1-2 and Judd Stevens had 0-2--2 on Friday, while Brett MacKinnon and Jake Fleming collected their first career assists the following night. Keith Ballard has 0-4--4 and a three-game point streak to begin his career. Netminder Travis Weber improved to 2-0-0 with the win on Friday.

**Up Next:** The Golden Gophers travel to Houghton, Mich., to open WCHA play against Michigan Tech. It is Minnesota's first trip to the Upper Peninsula since Feb., 2000. The Golden Gophers won all four meetings a year ago, including a sweep in the WCHA playoffs.

## Goal Breakdown

|                              | MN | OPP |
|------------------------------|----|-----|
| 5-on-5                       | 10 | 6   |
| 5-on-4                       | 8  | 2   |
| 6-on-5                       | 0  | 0   |
| 4-on-5                       | 2  | 0   |
| 4-on-4                       | 0  | 0   |
| 5-on-3                       | 1  | 0   |
| 4-on-3                       | 0  | 0   |
| Power Play                   | 9  | 2   |
| Shorthanded                  | 2  | 0   |
| Empty Net                    | 0  | 0   |
| First Minute of Game         | 0  | 0   |
| First 2 Minutes of Game      | 1  | 0   |
| First 5 Minutes of Game      | 1  | 0   |
| First 10 Minutes of Game     | 3  | 2   |
| First Goal of Game           | 2  | 1   |
| First Minute of Period       | 2  | 0   |
| Last Minute of Period        | 1  | 0   |
| Last Minute of Game          | 1  | 0   |
| Last 5 Minutes of Game       | 1  | 1   |
| To Tie Game - Last 5 Minutes | 0  | 0   |
| To Win Game - Last 5 Minutes | 0  | 0   |
| Unassisted                   | 0  | 2   |
| One Assist                   | 7  | 4   |
| Two Assists                  | 14 | 2   |
| Home                         | 14 | 3   |
| Road                         | 7  | 5   |
| Neutral                      | 0  | 0   |
| Overtime                     | 0  | 0   |

### GOAL SCORED AFTER OPPONENTS' GOAL

|                       | MN | OPP |
|-----------------------|----|-----|
| Less Than One Minute  | 1  | 1   |
| One To Three Minutes  | 0  | 0   |
| Three To Five Minutes | 2  | 0   |

## Record When Having a Point

| Player            | No. of Games | Record       |
|-------------------|--------------|--------------|
| Keith Ballard     | 3 of 3       | 3-0-0 (1.00) |
| Jordan Leopold    | 3 of 3       | 3-0-0 (1.00) |
| Paul Martin       | 3 of 3       | 3-0-0 (1.00) |
| John Pohl         | 3 of 3       | 3-0-0 (1.00) |
| Troy Riddle       | 3 of 3       | 3-0-0 (1.00) |
| Erik Wendell      | 3 of 3       | 3-0-0 (1.00) |
| Matt Koalska      | 2 of 3       | 2-0-0 (1.00) |
| Jeff Taffe        | 2 of 3       | 2-0-0 (1.00) |
| Grant Potulny     | 1 of 2       | 1-0-0 (1.00) |
| Nick Angell       | 1 of 3       | 1-0-0 (1.00) |
| Nick Anthony      | 1 of 3       | 1-0-0 (1.00) |
| Jake Fleming      | 1 of 3       | 1-0-0 (1.00) |
| Pat O'Leary       | 1 of 3       | 1-0-0 (1.00) |
| Judd Stevens      | 1 of 3       | 1-0-0 (1.00) |
| Barry Tallackson  | 1 of 3       | 1-0-0 (1.00) |
| Jon Waibel        | 1 of 3       | 1-0-0 (1.00) |
| Mike Erickson     | 1 of 2       | 1-0-0 (1.00) |
| Brett MacKinnon   | 1 of 1       | 1-0-0 (1.00) |
| Joey Martin       | 0 of 1       | 0-0-0 (.000) |
| Mark Nenovich     | 0 of 1       | 0-0-0 (.000) |
| Matt DeMarchi     | 0 of 1       | 0-0-0 (.000) |
| Garrett Smaagaard | 0 of 1       | 0-0-0 (.000) |

## A Comparison...

|         | W-L-T | GF  | GA  | PPG  | PK   |
|---------|-------|-----|-----|------|------|
| 2000-01 | 3-0-0 | 6.3 | 2.3 | 44.4 | 93.8 |
| 2001-02 | 3-0-0 | 7.0 | 2.6 | 56.2 | 83.3 |

| Players        | Totals          | Diff. | Penalties |
|----------------|-----------------|-------|-----------|
| Paul Martin    | 1-5--6 (0-0--0) | +6    | 0-0 (0-0) |
| Erik Wendell   | 1-3--4 (0-0--0) | +4    | 1-2 (3-6) |
| John Pohl      | 4-2--6 (0-3--3) | +3    | 0-0 (2-4) |
| Troy Riddle    | 3-3--6 (3-0--3) | +3    | 1-2 (1-2) |
| Jeff Taffe     | 4-3--7 (2-3--5) | +2    | 3-6 (3-6) |
| Matt Koalska   | 1-3--4 (1-1--2) | +2    | 1-2 (2-4) |
| Jordan Leopold | 3-4--7 (1-5--6) | +1    | 0-0 (1-2) |
| Jon Waibel     | 1-0--1 (0-0--0) | +1    | 1-2 (3-6) |
| Pat O'Leary    | 1-0--1 (1-0--1) | --    | 1-2 (1-2) |
| Nick Angell    | 0-1--1 (0-1--1) | --    | 1-2 (0-0) |
| Nick Anthony   | 0-1--1 (0-3--3) | -2    | 0-0 (2-4) |
| Matt DeMarchi  | 0-0--0 (1-1--2) | -2    | 1-2 (4-8) |
| Grant Potulny  | 0-1--1 (3-2--5) | -4    | 2-4 (1-2) |

(2000-01 totals in parenthesis)

## 2001-02 Month-By-Month

| Month         | Home         | Away         | WCHA         | Overall      |
|---------------|--------------|--------------|--------------|--------------|
| October       | 2-0-0        | 1-0-0        | 0-0-0        | 3-0-0        |
| November      | 0-0-0        | 0-0-0        | 0-0-0        | 0-0-0        |
| December      | 0-0-0        | 0-0-0        | 0-0-0        | 0-0-0        |
| January       | 0-0-0        | 0-0-0        | 0-0-0        | 0-0-0        |
| February      | 0-0-0        | 0-0-0        | 0-0-0        | 0-0-0        |
| March         | 0-0-0        | 0-0-0        | 0-0-0        | 0-0-0        |
| <b>Totals</b> | <b>2-0-0</b> | <b>1-0-0</b> | <b>0-0-0</b> | <b>3-0-0</b> |

| Month             | GF         | GA         | PP          | PK          |
|-------------------|------------|------------|-------------|-------------|
| October (3 games) | 7.0        | 2.7        | 56.2        | 83.3        |
| November          |            |            |             |             |
| December          |            |            |             |             |
| January           |            |            |             |             |
| February          |            |            |             |             |
| March             |            |            |             |             |
| <b>Totals</b>     | <b>4.1</b> | <b>2.6</b> | <b>25.4</b> | <b>88.5</b> |

## 2000-01 Attendance

### By Average:

- 1) Wisconsin - 11,517 (75.6)
- 2) Minnesota - 9,562 (98.6)
- 3) Ohio State - 9,393 (53.7)
- 4) Neb.-Omaha - 8,314 (100.0)
- 5) Colorado College - 6,852 (93.3)

\* Percent of listed capacity in parenthesis

### Past Five Years Attendance Champions

- 1996 Minnesota - 9,789  
 1997 Minnesota - 10,260  
 1998 Minnesota - 10,056  
 1999 Wisconsin - 12,153  
 2000 Wisconsin - 11,517

## Drafted Golden Gophers

| Player         | Organization |
|----------------|--------------|
| Matt DeMarchi  | New Jersey   |
| Adam Hauser    | Edmonton     |
| Matt Koalska   | Nashville    |
| Jordan Leopold | Calgary      |
| Joey Martin    | Chicago      |
| Paul Martin    | New Jersey   |
| Pat O'Leary    | Phoenix      |
| John Pohl      | St. Louis    |
| Grant Potulny  | Ottawa       |
| Troy Riddle    | St. Louis    |
| Jeff Taffe     | Phoenix      |
| Erik Wendell   | Washington   |

## THE LAST TIME IT HAPPENED

### Minnesota Swept A Road Series:

February 9-10, 2001 @ MSU, Mankato (4-1, 3-1)

### Minnesota Was Swept In A Road Series:

December 1-2, 2000 @ Denver (4-0, 4-1)

### Minnesota Swept A Home Series:

October 19-20, 2001 vs. Bemidji State (7-2, 7-1)

### Minnesota Was Swept In A Home Series:

February 25-26, 2000 vs. Wisconsin (4-2, 5-4)

### Minnesota Shut Out An Opponent:

February 24, 2001 @ Minnesota-Duluth  
(Adam Hauser, 4-0)

### An Opponent Shut Out Minnesota:

March 16, 2001 vs. St. Cloud State (Scott Meyer, 3-0)

### Minnesota Player Scored A Hat Trick:

January 20, 2001 @ Wisconsin  
(Grant Potulny, 8-2 Minnesota win)

### Minnesota Player Scored A Pure Hat Trick:

February 26, 1999 @ Minnesota-Duluth  
(Wyatt Smith, 4-1 Minnesota win)

### An Opponent Scored A Hat Trick:

March 2, 2001 vs. St. Cloud State  
(Jon Cullen, three goals, 6-1, Minnesota loss)

### Minnesota Player Scored Four Goals In A Game:

February 27, 1999 @ Minnesota-Duluth  
(Reggie Berg, 10-7 Minnesota win)

### Minnesota Won When Trailing After Two Periods:

October 5, 2001 @ North Dakota, Hall of Fame Game  
(7-5/trailing 5-3 heading into third period)

### Minnesota Had 50 or More Shots On Goal In A Game:

January 27, 2001 vs. Bemidji State  
(56 shots, 5-1 Minnesota win)

### Opponent Had 50 or More Shots On Goal In A Game:

January 31, 1997 @ North Dakota  
(51 shots, 6-4 Minnesota loss)

### Minnesota Player Scored A Shorthanded Goal:

October 20, 2001 vs. Bemidji State  
(Troy Riddle, third period, 7-1 win)

### Minnesota Won In Overtime:

March 11, 2000 vs. Colorado College (3-2)

### Minnesota Lost In Overtime:

March 23, 2001 vs. Maine (5-4)

### Minnesota Tied In Overtime:

November 11, 2000 at North Dakota (5-5)

### Minnesota Scored 10 Goals Or More In A Game:

December 9, 2000 vs. Quinnipiac  
(11-2 Minnesota win)

### Opponent Scored 10 Goals Or More In A Game:

January 30, 1993 @ Michigan Tech  
(10-2 Minnesota loss)

## Career Game Highs

### #1 Adam Hauser

Goals Allowed: 0 (7 times, last 2/24/01 at UMD)  
Saves: 44 (10/22/99 vs. North Dakota)  
Saves %: 1.000 (7 times, last 2/24/01 at UMD)

### #2 Mark Nenovich

Goals: 1 (2 times, last 3/11/00 at CC)  
Assists: 1 (2 times, last 1/30/00 vs. MSU, Mank.)  
Points: 2 (12/29/99 vs. Harvard)

### #3 Jordan Leopold

Goals: 2 (4 times, last 10/05/01 at UND)  
Assists: 3 (5 times, last 3/17/01 vs. CC)  
Points: 4 (2 times, 1/20/01 at Wis.)

### #5 Jon Waibel

Goals: 1 (2 times, last 10/5/01 at UND)  
Assists: 1 (7 times, last 3/2/01 vs. SCSU)  
Points: 1 (9 times, last 10/5/01 at UND)

### #6 Judd Stevens

Goals: n/a  
Assists: 2 (10/19/01 vs. BSU)  
Points: 2 (10/19/01 vs. BSU)

### #9 John Pohl

Goals: 3 (1/15/00 vs. Denver)  
Assists: 4 (1/14/00 vs. Denver)  
Points: 4 (3 times, last 1/15/00 vs. Denver)

### #10 Paul Martin

Goals: 1 (3 times, last 2/23/01 at UMD)  
Assists: 3 (10/5/01 at UND)  
Points: 3 (10/5/01 at UND)

### #11 Erik Wendell

Goals: 2 (2/2/01 vs. MTU)  
Assists: 2 (10/5/01 at UND)  
Points: 2 (5 times, last 10/19/01 vs. BSU)

### #13 Keith Ballard

Goals: n/a  
Assists: 2 (10/5/01 at UND)  
Points: 2 (10/5/01 at UND)

### #15 Mike Erickson

Goals: 1 (10/5/01 at UND)  
Assists: n/a  
Points: 1 (10/5/01 at UND)

### #16 Nick Anthony

Goals: 1 (8 times, last 3/10/01 vs. MTU)  
Assists: 2 (2 times, last 3/9/01 vs. MTU)  
Points: 3 (2 times, last 3/9/01 vs. MTU)

### #18 Grant Potulny

Goals: 3 (1/20/01 at Wis.)  
Assists: 1 (9 times, last 10/5/01 at UND)  
Points: 3 (3 times, last 2/10/01 at MSU-M)

### #19 Matt DeMarchi

Goals: 1 (3 times, last 3/3/01 at SCSU)  
Assists: 2 (2 times, last 2/16/01 vs. CC)  
Points: 2 (3 times, last 2/16/01 vs. CC)

### #20 Joey Martin

Goals: n/a  
Assists: 1 (2 times, last 1/13/01 vs. UND)  
Points: 1 (2 times, last 1/13/01 vs. UND)

### #21 Troy Riddle

Goals: 2 (3 times, last 10/19/01 vs. BSU)  
Assists: 3 (1/20/01 at Wis.)  
Points: 3 (2 times, last 2/2/01 vs. MTU)

### #22 Jeff Taffe

Goals: 2 (3 times, last 10/19/01 vs. BSU)  
Assists: 4 (2/18/00 at Michigan Tech)  
Points: 5 (10/19/01 vs. BSU)

### #24 Matt Koalska

Goals: 1 (10 times, last 10/5/01 at UND)  
Assists: 3 (10/19/01 vs. BSU)  
Points: 3 (2 times, last 10/19/01 vs. BSU)

### #25 Pat O'Leary

Goals: 2 (2 times, last 12/30/00 vs. LSSU)  
Assists: 1 (6 times, last 1/6/01 at UAA)  
Points: 2 (2 times, last 1/6/01 at UAA)

### #26 Nick Angell

Goals: 1 (7 times, last 3/9/01 vs. MTU)  
Assists: 2 (12/10/99 at SCSU)  
Points: 2 (3 times, last 10/21/00 vs. UMD)

### #27 Barry Tallackson

Goals: 1 (10/19/01 vs. BSU)  
Assists: 1 (10/19/01 vs. BSU)  
Points: 1 (10/19/01 vs. BSU)

### #28 Brett MacKinnon

Goals: n/a  
Assists: 1 (10/19/01 vs. BSU)  
Points: 1 (10/19/01 vs. BSU)

### #29 Jake Fleming

Goals: n/a  
Assists: 1 (10/19/10 vs. BSU)  
Points: 1 (10/19/10 vs. BSU)

## 2000-01 Attendance

### By Average:

- 1) Wisconsin - 11,517 (75.6)
- 2) Minnesota - 9,562 (98.6)
- 3) Ohio State - 9,393 (53.7)
- 4) Neb.-Omaha - 8,314 (100.0)
- 5) Colorado College - 6,852 (93.3)

\* Percent of listed capacity in parenthesis

### Past Five Years Attendance Champions

- 1996 Minnesota - 9,789  
1997 Minnesota - 10,260  
1998 Minnesota - 10,056  
1999 Wisconsin - 12,153  
2000 Wisconsin - 11,517

## Drafted Golden Gophers

| Player         | Organization |
|----------------|--------------|
| Matt DeMarchi  | New Jersey   |
| Adam Hauser    | Edmonton     |
| Matt Koalska   | Nashville    |
| Jordan Leopold | Calgary      |
| Joey Martin    | Chicago      |
| Paul Martin    | New Jersey   |
| Pat O'Leary    | Phoenix      |
| John Pohl      | St. Louis    |
| Grant Potulny  | Ottawa       |
| Troy Riddle    | St. Louis    |
| Jeff Taffe     | Phoenix      |
| Erik Wendell   | Washington   |

### CAREER GOALS – CURRENT PLAYERS

|                  |    |
|------------------|----|
| John Pohl        | 48 |
| Jordan Leopold   | 28 |
| Jeff Taffe       | 26 |
| Grant Potulny    | 22 |
| Troy Riddle      | 19 |
| Erik Wendell     | 17 |
| Pat O'Leary      | 12 |
| Matt Koalska     | 11 |
| Nick Anthony     | 9  |
| Nick Angell      | 7  |
| Matt DeMarchi    | 5  |
| Paul Martin      | 4  |
| Mark Nenovich    | 2  |
| Jon Waibel       | 2  |
| Mike Erickson    | 1  |
| Barry Tallackson | 1  |

### CAREER ASSISTS – CURRENT PLAYERS

|                  |    |
|------------------|----|
| John Pohl        | 79 |
| Jordan Leopold   | 75 |
| Jeff Taffe       | 36 |
| Paul Martin      | 21 |
| Nick Angell      | 20 |
| Nick Anthony     | 17 |
| Troy Riddle      | 17 |
| Matt Koalska     | 17 |
| Matt DeMarchi    | 15 |
| Erik Wendell     | 15 |
| Grant Potulny    | 12 |
| Pat O'Leary      | 7  |
| Jon Waibel       | 7  |
| Keith Ballard    | 4  |
| Mark Nenovich    | 2  |
| Joey Martin      | 2  |
| Judd Stevens     | 2  |
| Jake Fleming     | 1  |
| Brett MacKinnon  | 1  |
| Barry Tallackson | 1  |

### CAREER POINTS – CURRENT PLAYERS

|                  |     |
|------------------|-----|
| John Pohl        | 127 |
| Jordan Leopold   | 103 |
| Jeff Taffe       | 60  |
| Troy Riddle      | 36  |
| Grant Potulny    | 34  |
| Erik Wendell     | 32  |
| Matt Koalska     | 27  |
| Nick Angell      | 27  |
| Nick Anthony     | 26  |
| Paul Martin      | 25  |
| Matt DeMarchi    | 20  |
| Pat O'Leary      | 19  |
| Jon Waibel       | 9   |
| Mark Nenovich    | 4   |
| Keith Ballard    | 4   |
| Joey Martin      | 2   |
| Barry Tallackson | 2   |
| Judd Stevens     | 2   |
| Mike Erickson    | 1   |
| Jake Fleming     | 1   |
| Brett MacKinnon  | 1   |

### CAREER GAMES – CURRENT PLAYERS

|                   |     |
|-------------------|-----|
| John Pohl         | 124 |
| Jordan Leopold    | 123 |
| Adam Hauser       | 118 |
| Nick Angell       | 114 |
| Erik Wendell      | 108 |
| Pat O'Leary       | 82  |
| Jeff Taffe        | 80  |
| Matt DeMarchi     | 78  |
| Nick Anthony      | 70  |
| Mark Nenovich     | 52  |
| Matt Koalska      | 45  |
| Jon Waibel        | 45  |
| Grant Potulny     | 44  |
| Paul Martin       | 41  |
| Troy Riddle       | 41  |
| Joey Martin       | 19  |
| Chad Roberg       | 6   |
| Keith Ballard     | 3   |
| Judd Stevens      | 3   |
| Barry Tallackson  | 3   |
| Jake Fleming      | 3   |
| Mike Erickson     | 2   |
| Travis Weber      | 2   |
| Garrett Smaagaard | 1   |
| Brett MacKinnon   | 1   |

## 2001-02 WCHA Standings/Schedule

| Team (Overall Record, win %)   | GP | W | L | T | Pts | GF | GA | GDiff |
|--------------------------------|----|---|---|---|-----|----|----|-------|
| MSU, Mankato (3-1-0, .750)     | 2  | 2 | 0 | 0 | 4   | 10 | 8  | +2    |
| North Dakota (3-2-0, .600)     | 2  | 2 | 0 | 0 | 4   | 8  | 2  | +6    |
| St. Cloud State (4-0-0, 1.000) | 2  | 2 | 0 | 0 | 4   | 14 | 5  | +9    |
| Minnesota (3-0-0, 1.000)       | 0  | 0 | 0 | 0 | 0   | 0  | 0  | 0     |
| Denver (2-0-0, 1.000)          | 0  | 0 | 0 | 0 | 0   | 0  | 0  | 0     |
| Wisconsin (1-1-0, .500)        | 0  | 0 | 0 | 0 | 0   | 0  | 0  | 0     |
| Alaska Anchorage (1-2-1, .375) | 0  | 0 | 0 | 0 | 0   | 0  | 0  | 0     |
| Michigan Tech (2-2-0, .500)    | 2  | 0 | 2 | 0 | 0   | 5  | 14 | -9    |
| Minnesota-Duluth (2-2-0, .500) | 2  | 0 | 2 | 0 | 0   | 8  | 10 | -2    |
| Colorado College (2-2-0, .500) | 2  | 0 | 2 | 0 | 0   | 2  | 8  | -6    |

## 2001-02 Season Highs/Lows

### Team

|                                    |   |
|------------------------------------|---|
| MOST GOALS/GAME                    | (7) three times, last 10/20 vs. BSU                                 |
| LEAST GOALS/GAME                   | (7) three times, last 10/20 vs. BSU                                 |
| MOST ASSISTS/GAME                  | (13) 10/19 vs. BSU  |
| LEAST ASSISTS/GAME                 | (10) 10/5 at North Dakota   |
| MOST GOALS AGAINST/GAME            | (5) 10/5 at North Dakota  |
| LEAST GOALS AGAINST/GAME           | (1) 10/20 vs. BSU   |
| MOST ASSISTS AGAINST/GAME          | (6) 10/5 at North Dakota  |
| LEAST ASSISTS AGAINST/GAME         | (1) 10/20 vs. BSU   |
| MOST GOALS/PERIOD                  | (4) 10/5 at North Dakota - first period                             |
| MOST GOALS AGAINST/PERIOD          | (4) 10/5 at North Dakota - first period                             |
| MOST POWER PLAY GOALS/GAME         | (5) 10/19 vs. BSU   |
| MOST POWER PLAY GOALS ALLOWED/GAME | (1) two times, last 10/19 vs. BSU                                   |
| MOST SHOTS ON GOAL/GAME            | (46) 10/20 vs. BSU  |
| LEAST SHOTS ON GOAL/GAME           | (31) 10/19 vs. BSU  |
| MOST SHOTS AGAINST/GAME            | (22) two times, last 10/19 vs. BSU                                  |
| LEAST SHOTS AGAINST/GAME           | (20) 10/20 vs. BSU  |
| MOST SHOTS ON GOAL/PERIOD          | (22) 10/20 vs. BSU - first period                                   |
| MOST SHOTS AGAINST/PERIOD          | (11) 10/19 vs. BSU - third period                                   |
| MOST PENALTIES/GAME                | (6) 10/5 at North Dakota  |
| LEAST PENALTIES/GAME               | (5) two times, last 10/20 vs. BSU                                   |
| MOST PIM/GAME                      | (12) 10/5 at North Dakota   |
| LEAST PIM/GAME                     | (10) two times, last 10/20 vs. BSU                                  |
| MOST OPP. PENALTIES/GAME           | (7) two times, last 10/19 vs. BSU                                   |
| LEAST OPP. PENALTIES/GAME          | (7) two times, last 10/19 vs. BSU                                   |
| MOST OPP. PIM/GAME                 | (14) two times, last 10/19 vs. BSU                                  |
| LEAST OPP. PIM/GAME                | (14) two times, last 10/19 vs. BSU                                  |
| QUICKEST TWO GOALS                 | (1:23) 10/19 vs. BSU – first period (Wendell, Tallackson)           |
| QUICKEST THREE GOALS               | (2:58) 10/5 at North Dakota – third period (Leopold, Taffe, Waibel) |

### Individual

|                    |   |
|--------------------|---|
| GOALS/GAME         | (2) six times, last John Pohl, 10/20 vs. BSU                  |
| GOALS/PERIOD       | (1) several tied  |
| ASSISTS/GAME       | (3) three times, last Jeff Taffe, 10/20 vs. BSU               |
| ASSISTS/PERIOD     | (2) four times, last Jeff Taffe, 10/20 vs. BSU - third period |
| POINTS/GAME        | (5) Jeff Taffe, 10/20 vs. BSU                                 |
| POINTS/PERIOD      | (2) several tied  |
| PENALTIES/GAME     | (2) two times, last Keith Ballard, 10/19 vs. BSU              |
| PIM/GAME           | (4) two times, last Keith Ballard, 10/19 vs. BSU              |
| SHOTS ON GOAL/GAME | (8) Keith Ballard, 10/20 vs. BSU                              |
| SAVES/GAME         | (20) Travis Weber, 10/19 vs. BSU                              |

## Hauser Watch

### VICTORIES

| Rk. | Player       | Wins | Years        |
|-----|--------------|------|--------------|
| 1.  | Robb Stauber | 73   | 1986-89      |
| 2.  | John Blue    | 64   | 1984-87      |
| 3.  | Adam Hauser  | 61   | 1998-present |

### GAMES PLAYED

| Rk. | Player       | GP  | Years        |
|-----|--------------|-----|--------------|
| 1.  | Adam Hauser  | 118 | 1998-present |
| 2.  | Robb Stauber | 98  | 1986-89      |
| 3.  | Three tied   | 96  |              |

### MINUTES PLAYED

| Rk. | Player       | MP    | Years        |
|-----|--------------|-------|--------------|
| 1.  | Adam Hauser  | 6,910 | 1998-present |
| 2.  | Robb Stauber | 5,717 | 1986-89      |
| 3.  | Steve DeBus  | 5,490 | 1995-98      |

### SAVES

| Rk. | Player         | Saves | Years        |
|-----|----------------|-------|--------------|
| 1.  | Adam Hauser    | 2,958 | 1998-present |
| 2.  | Steve Janaszak | 2,639 | 1975-79      |
| 3.  | Robb Stauber   | 2,553 | 1986-89      |

### SAVE PERCENTAGE

| Rk. | Player           | SV % | Years        |
|-----|------------------|------|--------------|
| 1.  | Jim Mattson      | .906 | 1951-54      |
|     | Robb Stauber     | .906 | 1986-89      |
| 3.  | Murray McLachlin | .902 | 1967-70      |
| 5.  | Adam Hauser      | .895 | 1998-present |

### GOALS-AGAINST-AVERAGE

| Rk. | Player       | GAA  | Years        |
|-----|--------------|------|--------------|
| 1.  | Jim Mattson  | 2.48 | 1951-54      |
| 2.  | Robb Stauber | 2.77 | 1986-89      |
| 3.  | Adam Hauser  | 3.00 | 1998-present |

## WCHA Recordbook

### GAMES PLAYED - OVERALL

| Rk. | Player              | GP  | Years        |
|-----|---------------------|-----|--------------|
| 1.  | Brant Nicklin (UMD) | 137 | 1996-2000    |
| 9.  | Adam Hauser         | 118 | 1998-present |

### MINUTES PLAYED - OVERALL

| Rk. | Player              | MP    | Years        |
|-----|---------------------|-------|--------------|
| 1.  | Brant Nicklin (UMD) | 7,913 | 1996-2000    |
|     | Adam Hauser         | 6,910 | 1998-present |

### SAVES - OVERALL

| Rk. | Player               | SV    | Years        |
|-----|----------------------|-------|--------------|
| 1.  | Robbie Moore (Mich.) | 4,434 | 1973-76      |
|     | Adam Hauser          | 2,958 | 1998-present |

### SAVES - WCHA ONLY

| Rk. | Player               | SV    | Years        |
|-----|----------------------|-------|--------------|
| 1.  | Robbie Moore (Mich.) | 3,665 | 1973-76      |
|     | Adam Hauser          | 2,020 | 1998-present |

## Multiple-Point Games (season/career)

| Player (Games)         | Last Time                           | Record       |
|------------------------|-------------------------------------|--------------|
| Jordan Leopold (3/23)  | 10/20/01 vs. Bemidji State (2a)     | 3-0-0/14-7-2 |
| John Pohl (2/35)       | 10/20/01 vs. Bemidji State (2g)     | 2-0-0/26-8-1 |
| Jeff Taffe (2/14)      | 10/20/01 vs. Bemidji State (2g, 3a) | 2-0-0/10-3-1 |
| Troy Riddle (2/10)     | 10/20/01 vs. Bemidji State (1g, 2a) | 2-0-0/10-0-0 |
| Paul Martin (2/8)      | 10/19/01 vs. Bemidji State (2a)     | 2-0-0/7-1-0  |
| Keith Ballard (1/1)    | 10/5/01 at North Dakota (2a)        | 1-0-0/1-0-0  |
| Matt Koalska (1/8)     | 10/19/01 vs. Bemidji State (3a)     | 1-0-0/8-0-0  |
| Erik Wendell (1/4)     | 10/19/01 vs. Bemidji State (1g, 1a) | 1-0-0/4-0-0  |
| Barry Tallackson (1/1) | 10/19/01 vs. Bemidji State (1g, 1a) | 1-0-0/1-0-0  |
| Judd Stevens (1/1)     | 10/19/01 vs. Bemidji State (2a)     | 1-0-0/1-0-0  |
| Grant Potulny (0/10)   | 3/23/01 vs. Maine (2g)              | 0-0-0/8-1-1  |
| Nick Anthony (0/5)     | 3/10/01 vs. MTU (1g, 2a)            | 0-0-0/5-0-0  |
| Pat O'Leary (0/3)      | 1/6/01 at UAA (1g, 1a)              | 0-0-0/3-0-0  |
| Matt DeMarchi (0/3)    | 2/16/01 vs. C.C. (2a)               | 0-0-0/3-0-0  |
| Nick Angell (0/3)      | 10/21/00 vs. UMD (1g, 1a)           | 0-0-0/2-1-0  |
| Mark Nenovich (0/1)    | 12/29/99 vs. Harvard (1g, 1a)       | 0-0-0/1-0-0  |

## Multiple-Goal Games (season/career)

| Player (Games)       | Last Time                       | Record      |
|----------------------|---------------------------------|-------------|
| John Pohl (2/8)      | 10/20/01 vs. Bemidji State (2g) | 2-0-0/8-0-0 |
| Jeff Taffe (2/3)     | 10/20/01 vs. Bemidji State (2g) | 2-0-0/2-1-0 |
| Jordan Leopold (1/4) | 10/5/01 at North Dakota (2g)    | 1-0-0/2-2-0 |
| Troy Riddle (1/3)    | 10/19/01 vs. Bemidji State (2g) | 1-0-0/3-0-0 |
| Grant Potulny (0/3)  | 1/23/01 vs. Brown (2g)          | 0-0-0/3-0-0 |
| Pat O'Leary (0/2)    | 12/30/00 vs. LSSU (2g)          | 0-0-0/2-0-0 |
| Erik Wendell (0/1)   | 2/2/01 at MTU (2g)              | 0-0-0/1-0-0 |

## Leopold Watch

### POINTS BY A DEFENSESMAN

| Rk. | Player         | Pts. | Years   |
|-----|----------------|------|---------|
| 1.  | Todd Richards  | 158  | 1985-89 |
| 9.  | Les Auge       | 104  | 1971-75 |
|     | Jordan Leopold | 103  | 1998-   |

### GOALS BY A DEFENSESMAN

| Rk. | Player         | Goals | Years   |
|-----|----------------|-------|---------|
| 1.  | Mike Crowley   | 37    | 1994-97 |
| 8.  | Randy Skarda   | 28    | 1986-89 |
|     | Jordan Leopold | 28    | 1998-   |

### ASSISTS BY A DEFENSESMAN

| Rk. | Player         | Assists | Years   |
|-----|----------------|---------|---------|
| 1.  | Todd Richards  | 128     | 1985-89 |
| 11. | Mike Guentzel  | 75      | 1981-85 |
|     | Tony Kellin    | 75      | 1982-86 |
|     | Jordan Leopold | 75      | 1998-   |

## Stats By Class

|               | G-A--Pts | P/M  | PP | SH | GW |
|---------------|----------|------|----|----|----|
| Senior (6)    | 7-9--16  | 2/4  | 6  | 1  | 0  |
| Junior (4)    | 6-5--11  | 4/8  | 1  | 0  | 1  |
| Sophomore (6) | 6-12--18 | 5/10 | 2  | 1  | 2  |
| Freshman (7)  | 2-9--11  | 5/10 | 0  | 0  | 0  |

## 2001-02 Minnesota Schedule/Results

| <u>Date</u> | <u>Opponent</u>           | <u>Result</u> | <u>MN/OPP</u><br><u>Shots</u> | <u>MN/OPP</u><br><u>Power-Play</u> | <u>MN/OPP</u><br><u>Penalties</u> | <u>Goaltender</u> | <u>Attend.</u> |
|-------------|---------------------------|---------------|-------------------------------|------------------------------------|-----------------------------------|-------------------|----------------|
| 10/5        | at North Dakota## (FSN)   | W 7-5         | 40-22                         | 1-4/1-3                            | 6-12/7-14                         | Weber (1-0-0)     | 11,690         |
| 10/19       | BEMIDJI STATE## (FSN)     | W 7-2         | 31-22                         | 5-7/1-5                            | 5-10/7-14                         | Weber (2-0-0)     | 9,569          |
| 10/20       | BEMIDJI STATE# (KSTC)     | W 7-1         | 46-20                         | 3-5/0-4                            | 5-10/6-12                         | Hauser (1-0-0)    | 9,562          |
| 10/26       | COLGATE# (FSN)            |               |                               |                                    |                                   |                   |                |
| 10/27       | COLGATE## (KSTC)          |               |                               |                                    |                                   |                   |                |
| 11/2        | at Michigan Tech*         |               |                               |                                    |                                   |                   |                |
| 11/3        | at Michigan Tech          |               |                               |                                    |                                   |                   |                |
| 11/9        | MSU, MANKATO (FSN)        |               |                               |                                    |                                   |                   |                |
| 11/10       | MSU, MANKATO (KSTC)       |               |                               |                                    |                                   |                   |                |
| 11/16       | MINN.-DULUTH* (FSN)       |               |                               |                                    |                                   |                   |                |
| 11/17       | MINN.-DULUTH (KSTC)       |               |                               |                                    |                                   |                   |                |
| 11/23       | at Michigan# (FSN)        |               |                               |                                    |                                   |                   |                |
| 11/25       | at Michigan State##       |               |                               |                                    |                                   |                   |                |
| 11/30       | ST. CLOUD STATE (FSN)     |               |                               |                                    |                                   |                   |                |
| 12/1        | St. Cloud State (FSN)     |               |                               |                                    |                                   |                   |                |
| 12/7        | at Denver* (FSN)          |               |                               |                                    |                                   |                   |                |
| 12/8        | at Denver (KSTC)          |               |                               |                                    |                                   |                   |                |
| 12/28       | FERRIS STATE## (KSTC)     |               |                               |                                    |                                   |                   |                |
| 12/29       | MARIUCCI CLASSIC##        |               |                               |                                    |                                   |                   |                |
| 1/5         | NORTH DAKOTA (FSN)        |               |                               |                                    |                                   |                   |                |
| 1/6         | NORTH DAKOTA* (KSTC)      |               |                               |                                    |                                   |                   |                |
| 1/11        | at Wisconsin* (FSN)       |               |                               |                                    |                                   |                   |                |
| 1/12        | at Wisconsin (FSN)        |               |                               |                                    |                                   |                   |                |
| 1/18        | at Alaska Anchorage       |               |                               |                                    |                                   |                   |                |
| 1/19        | at Alaska Anchorage       |               |                               |                                    |                                   |                   |                |
| 1/25        | DENVER (FSN)              |               |                               |                                    |                                   |                   |                |
| 1/26        | DENVER (FSN)              |               |                               |                                    |                                   |                   |                |
| 1/28        | FRENCH OLYMPIC^           |               |                               |                                    |                                   |                   |                |
| 2/1         | at Minnesota-Duluth (FSN) |               |                               |                                    |                                   |                   |                |
| 2/2         | at Minnesota-Duluth (FSN) |               |                               |                                    |                                   |                   |                |
| 2/8         | at North Dakota* (FSN)    |               |                               |                                    |                                   |                   |                |
| 2/9         | at North Dakota (FSN)     |               |                               |                                    |                                   |                   |                |
| 2/15        | COLORADO COLLEGE (FSN)    |               |                               |                                    |                                   |                   |                |
| 2/16        | COLORADO COLLEGE (FSN)    |               |                               |                                    |                                   |                   |                |
| 2/22        | WISCONSIN (FSN)           |               |                               |                                    |                                   |                   |                |
| 2/23        | WISCONSIN (FSN)           |               |                               |                                    |                                   |                   |                |
| 3/1         | at St. Cloud State (FSN)  |               |                               |                                    |                                   |                   |                |
| 3/2         | ST. CLOUD STATE* (FSN)    |               |                               |                                    |                                   |                   |                |
| 3/8-10      | WCHA First Round          |               |                               |                                    |                                   |                   |                |
| 3/14-16     | WCHA Final Five           |               |                               |                                    |                                   |                   |                |
| 3/22-24     | NCAA Regionals            |               |                               |                                    |                                   |                   |                |
| 4/4         | NCAA Semifinals           |               |                               |                                    |                                   |                   |                |
| 4/6         | NCAA Finals               |               |                               |                                    |                                   |                   |                |

#Non-Conference

^ Exhibition

\* Game can be heard on KDOW AM 950 (All others on WCCO AM 830)

Minnesota Overall Individual Statistics (as of Oct 22, 2001)  
All games


Overall: 3-0-0 Conf: 0-0-0 Home: 2-0-0 Away: 1-0-0 Neut: 0-0-0

| ## Name               | SHOTS |    |    |     |       |       |     | PENALTIES |     |     |     | GOALS |    |    |    |     |    |    |    |    |  |
|-----------------------|-------|----|----|-----|-------|-------|-----|-----------|-----|-----|-----|-------|----|----|----|-----|----|----|----|----|--|
|                       | GP    | G  | A  | Pts | Shots | Pct   | +/- | No-Min    | Min | Maj | Oth | PP    | SH | FG | GW | GTG | OT | HT | PN | UA |  |
| 22 TAFFE, Jeff        | 3     | 4  | 3  | 7   | 9     | .444  | 0   | 3-6       | 3   | 0   | 0   | 1     | 0  | 0  | 1  | 0   | 0  | 0  | 0  | 0  |  |
| 3 LEOPOLD, Jordan     | 3     | 3  | 4  | 7   | 13    | .231  | 0   | 0-0       | 0   | 0   | 0   | 2     | 1  | 0  | 0  | 0   | 0  | 0  | 0  | 0  |  |
| 9 POHL, John          | 3     | 4  | 2  | 6   | 7     | .571  | 0   | 0-0       | 0   | 0   | 0   | 3     | 0  | 1  | 0  | 0   | 0  | 0  | 0  | 0  |  |
| 21 RIDDLE, Troy       | 3     | 3  | 3  | 6   | 11    | .273  | 0   | 1-2       | 1   | 0   | 0   | 2     | 1  | 0  | 1  | 0   | 0  | 0  | 0  | 0  |  |
| 10 MARTIN, Paul       | 3     | 1  | 5  | 6   | 2     | .500  | 0   | 0-0       | 0   | 0   | 0   | 0     | 0  | 0  | 0  | 0   | 0  | 0  | 0  | 0  |  |
| 24 KOALSKA, Matt      | 3     | 1  | 3  | 4   | 9     | .111  | 0   | 1-2       | 1   | 0   | 0   | 0     | 0  | 0  | 0  | 0   | 0  | 0  | 0  | 0  |  |
| 11 WENDELL, Erik      | 3     | 1  | 3  | 4   | 14    | .071  | 0   | 1-2       | 1   | 0   | 0   | 1     | 0  | 1  | 0  | 0   | 0  | 0  | 0  | 0  |  |
| 13 BALLARD, Keith     | 3     | 0  | 4  | 4   | 15    | .000  | 0   | 2-4       | 2   | 0   | 0   | 0     | 0  | 0  | 0  | 0   | 0  | 0  | 0  | 0  |  |
| 27 TALLACKSON, Barry  | 3     | 1  | 1  | 2   | 7     | .143  | 0   | 2-4       | 2   | 0   | 0   | 0     | 0  | 0  | 0  | 0   | 0  | 0  | 0  | 0  |  |
| 6 STEVENS, Judd       | 3     | 0  | 2  | 2   | 3     | .000  | 0   | 0-0       | 0   | 0   | 0   | 0     | 0  | 0  | 0  | 0   | 0  | 0  | 0  | 0  |  |
| 15 ERICKSON, Mike     | 2     | 1  | 0  | 1   | 1     | 1.000 | 0   | 0-0       | 0   | 0   | 0   | 0     | 0  | 0  | 0  | 0   | 0  | 0  | 0  | 0  |  |
| 25 O'LEARY, Pat       | 3     | 1  | 0  | 1   | 6     | .167  | 0   | 1-2       | 1   | 0   | 0   | 0     | 0  | 0  | 0  | 0   | 0  | 0  | 0  | 0  |  |
| 5 WAIBEL, Jon         | 3     | 1  | 0  | 1   | 4     | .250  | 0   | 1-2       | 1   | 0   | 0   | 0     | 0  | 0  | 1  | 0   | 0  | 0  | 0  | 0  |  |
| 26 ANGELL, Nick       | 3     | 0  | 1  | 1   | 4     | .000  | 0   | 1-2       | 1   | 0   | 0   | 0     | 0  | 0  | 0  | 0   | 0  | 0  | 0  | 0  |  |
| 16 ANTHONY, Nick      | 3     | 0  | 1  | 1   | 2     | .000  | 0   | 0-0       | 0   | 0   | 0   | 0     | 0  | 0  | 0  | 0   | 0  | 0  | 0  | 0  |  |
| 29 FLEMING, Jake      | 3     | 0  | 1  | 1   | 5     | .000  | 0   | 0-0       | 0   | 0   | 0   | 0     | 0  | 0  | 0  | 0   | 0  | 0  | 0  | 0  |  |
| 28 MacKINNON, Brett   | 1     | 0  | 1  | 1   | 0     | .000  | 0   | 0-0       | 0   | 0   | 0   | 0     | 0  | 0  | 0  | 0   | 0  | 0  | 0  | 0  |  |
| 18 POTULNY, Grant     | 2     | 0  | 1  | 1   | 2     | .000  | 0   | 2-4       | 2   | 0   | 0   | 0     | 0  | 0  | 0  | 0   | 0  | 0  | 0  | 0  |  |
| 19 DeMARCHI, Matt     | 1     | 0  | 0  | 0   | 0     | .000  | 0   | 1-2       | 1   | 0   | 0   | 0     | 0  | 0  | 0  | 0   | 0  | 0  | 0  | 0  |  |
| 20 MARTIN, Joey       | 1     | 0  | 0  | 0   | 0     | .000  | 0   | 0-0       | 0   | 0   | 0   | 0     | 0  | 0  | 0  | 0   | 0  | 0  | 0  | 0  |  |
| 2 NENOVICH, Mark      | 1     | 0  | 0  | 0   | 1     | .000  | 0   | 0-0       | 0   | 0   | 0   | 0     | 0  | 0  | 0  | 0   | 0  | 0  | 0  | 0  |  |
| 17 SMAAGAARD, Garrett | 1     | 0  | 0  | 0   | 2     | .000  | 0   | 0-0       | 0   | 0   | 0   | 0     | 0  | 0  | 0  | 0   | 0  | 0  | 0  | 0  |  |
| Total.....            | 3     | 21 | 35 | 56  | 117   | .179  | 0   | 16-32     | 16  | 0   | 0   | 9     | 2  | 2  | 3  | 0   | 0  | 0  | 0  | 0  |  |
| Opponents.....        | 3     | 8  | 9  | 17  | 64    | .125  | -   | 20-40     | 20  | 0   | 0   | 2     | 0  | 1  | 0  | 0   | 0  | 0  | 0  | 2  |  |

| ## Name          | GOAL AVERAGE |         |    | SAVES |       | RECORD |   |   |   | GOALS |    |    |    |     |     |
|------------------|--------------|---------|----|-------|-------|--------|---|---|---|-------|----|----|----|-----|-----|
|                  | GP-GS        | Minutes | GA | Avg   | Saves | Pct    | W | L | T | Sho   | PP | SH | EN | PEN | SOG |
| 31 WEBER, Travis | 2-1          | 100:00  | 3  | 1.80  | 33    | .917   | 2 | 0 | 0 | 0     | 1  | 0  | 0  | 0   | 0   |
| 1 HAUSER, Adam   | 2-2          | 80:00   | 5  | 3.75  | 23    | .821   | 1 | 0 | 0 | 0     | 1  | 0  | 0  | 0   | 0   |
| Total.....       | 3-0          | 180:00  | 8  | 2.67  | 56    | .875   | 3 | 0 | 0 | 0     | 2  | 0  | 0  | 0   | 0   |
| Opponents.....   | 3-0          | 180:00  | 21 | 7.00  | 96    | .821   | 0 | 3 | 0 | 0     | 9  | 2  | 0  | 0   | 0   |



MHO  
H6Sh



# GOLDEN GOPHER HOCKEY



## WEEKLY RELEASE November 12, 2001

| SCHEDULE/RESULTS        |                     |        |
|-------------------------|---------------------|--------|
| Oct. 5                  | at North Dakota%    | W 7-5  |
| Oct. 19                 | BEMIDJI STATE*      | W 7-2  |
| Oct. 20                 | BEMIDJI STATE       | W 7-1  |
| Oct. 26                 | COLGATE             | W 8-0  |
| Oct. 27                 | COLGATE*            | W 9-0  |
| Nov. 2                  | at Michigan Tech*   | W 7-3  |
| Nov. 3                  | at Michigan Tech    | T 5-5  |
| Nov. 9                  | MSU, MANKATO        | W 5-3  |
| Nov. 10                 | MSU, MANKATO        | W 4-2  |
| Nov. 16                 | MINN.-DULUTH*       | 7:05   |
| Nov. 17                 | MINN.-DULUTH        | 8:05   |
| Nov. 23                 | Michigan#           | 6:35   |
| Nov. 25                 | at Michigan State#* | 12:35  |
| Nov. 30                 | ST. CLOUD STATE     | 7:05   |
| Dec. 1                  | at St. Cloud State  | 7:05   |
| Dec. 7                  | at Denver*          | 8:05   |
| Dec. 8                  | at Denver           | 8:05   |
| Dec. 29                 | MARIUCCI CLASSIC#*  |        |
| vs. Ferris State        |                     | 7:05   |
| Dec. 30                 | MARIUCCI CLASSIC#*  |        |
| vs. W. Mich./Providence |                     | 4/7:05 |
| Jan. 5                  | NORTH DAKOTA        | 7:05   |
| Jan. 6                  | NORTH DAKOTA*       | 7:05   |
| Jan. 11                 | at Wisconsin*       | 7:05   |
| Jan. 12                 | at Wisconsin        | 7:05   |
| Jan. 18                 | at Alaska Anchorage | 10:05  |
| Jan. 19                 | at Alaska Anchorage | 10:05  |
| Jan. 25                 | DENVER              | 7:05   |
| Jan. 26                 | DENVER              | 7:05   |
| Jan. 28                 | FRENCH OLYMPIC*     | 7:05   |
| Feb. 1                  | at Minnesota-Duluth | 7:05   |
| Feb. 2                  | at Minnesota-Duluth | 7:05   |
| Feb. 8                  | at North Dakota*    | 7:35   |
| Feb. 9                  | at North Dakota     | 7:35   |
| Feb. 15                 | COLORADO COLL.      | 7:05   |
| Feb. 16                 | COLORADO COLL.      | 7:05   |
| Feb. 22                 | WISCONSIN           | 7:05   |
| Feb. 23                 | WISCONSIN           | 7:05   |
| March 1                 | at St. Cloud State  | 7:05   |
| March 2                 | ST. CLOUD STATE*    | 7:05   |
| March 8-10              | WCHA First Round    |        |
| March 14-16             | WCHA Final Five     |        |
| March 22-24             | NCAA Regional       |        |
| April 4-6               | NCAA Frozen Four^   |        |

% - Hall of Fame Game  
 \* - exhibition game  
 # - non-conference game  
 ^ - Xcel Energy Center, St. Paul, Minn.  
 all game times are Central  
 game times are subject to change  
 \* - Game heard on KDOW 950-AM  
 (all others heard on WCCO 830-AM)

**UP NEXT....**  
 UMD (4-5-1, 0-5-1) at #1 MINNESOTA (8-0-1, 3-0-1)  
 Mariucci Arena (10,000)  
 7:05/8:05 p.m. • Nov. 16-17, 2001

**The Series:** Minnesota leads the all-time series vs. Minnesota-Duluth by a 114-57-10 margin. The Golden Gophers have won nine of the last 10 meetings. The Bulldogs ended Minnesota's nine-game win streak last season with a 5-4 overtime victory, Feb. 23, 2001. The Golden Gophers are 8-0-1 in the last nine meetings at Mariucci Arena.

**Last Meeting:** Minnesota traveled to Duluth last February riding a nine-game win streak and hopes of a WCHA regular-season championship. But in the series opener, the Bulldogs upset the Golden Gophers 5-4 in overtime. Minnesota led 4-3 with less than eight minutes to play. The Golden Gophers rebounded the following night with a 4-0 victory. The game featured 40 penalties as Minnesota outshot UMD 49-23.

**About the Bulldogs:** Minnesota-Duluth began the season in impressive fashion with non-conference wins over nationally-ranked Nebraska-Omaha and Michigan. Since then, despite two more non-league wins over RPI, the Bulldogs are 0-5-1 in WCHA play. UMD was swept by MSU, Mankato and Wisconsin and lost and tied at Alaska Anchorage.

UMD returns seventeen letterwinners, including its top six scorers, from a team that finished 7-28-4 and 3-22-3 in the WCHA.

Head Coach Scott Sandelin is in his second season at the helm of the Bulldog program. He is 11-33-5 during his tenure. Sandelin is a former assistant coach at North Dakota.

**Hauser vs. the Bulldogs:** Senior Adam Hauser has a 10-1-0 record in his career against Minnesota-Duluth. He has two career shutouts vs. UMD. Minnesota is averaging 5.3 goals per game in his starts, while UMD is averaging 2.3.

### Series Information

Minnesota leads 114-57-10  
 Last 10 games - MN 9-1-0  
 First meeting - 12/13/52, MN 14-2  
 Last meeting - 2/24/01, MN 4-0  
 '00s - MN 5-1-0  
 '90s - MN 31-11-3  
 '80s - MN 27-21-3  
 '70s - MN 30-15-3  
 '60s - MN 19-9-1  
 '50s - MN 1-0-0

### Team Comparisons

| Minnesota    |                    | UMD          |
|--------------|--------------------|--------------|
| 22/54 (.407) | PP                 | 14/56 (.250) |
| 8/26 (.308)  | WCHA PP            | 6/32 (.188)  |
| 41/48 (.854) | PK                 | 39/49 (.796) |
| 21/26 (.808) | WCHA PK            | 20/25 (.800) |
| 6-0-0        | Home               | 2-4-0        |
| 2-0-1        | Away               | 1-1-1        |
| 6.6          | Goals/Game         | 3.4          |
| 2.3          | Goals Allowed/Game | 3.8          |
| 39.9         | Shots/Game         | 34.3         |
| 7.9          | Penalties/Game     | 9.0          |

### MEDIA INFORMATION

**TV:** Fox Sports North (Friday); KSTC 45 (Saturday) - Frank Mazzocco-play-by-play; Doug Woog - color

**RADIO:** KDOW-950 AM (Friday); WCCO-830 AM (Saturday) - Wally Shaver - play-by-play; Glen Sonmor - color

**INTERVIEWS:** The coaching staff and players are available for interviews on **WEDNESDAYS** by request through the Media Relations office. The Golden Gopher locker room is **CLOSED** to the media at all times.

**ON THE WEB:** Visit [www.gophersports.com](http://www.gophersports.com) on Thursday to hear an audio interview with freshman Keith Ballard. Click on "Golden Gopher Audio Highlights."

### University of Minnesota Media Relations

Phone: (612) 625-4090  
 Fax: (612) 625-0359

Website: [www.gophersports.com](http://www.gophersports.com)  
 Contact: John Romo  
 Phone: (612) 624-7318  
 E-Mail: [romox001@umn.edu](mailto:romox001@umn.edu)

## 2001-02 Record When...

|                                     |        |
|-------------------------------------|--------|
| Overall Record                      | 8-0-1  |
| WCHA Record                         | 3-0-1  |
| Home Record                         | 6-0-0  |
| Road Record                         | 2-0-1  |
| Neutral Site Record                 | 0-0-0  |
| Last 20 Games (including last year) | 14-5-1 |
| Last 10 Games (including last year) | 8-1-1  |
| Last 5 Games (including last year)  | 4-0-1  |
| Scoring A Power-Play Goal           | 8-0-1  |
| Not Scoring A Power-Play Goal       | 0-0-0  |
| Allowing A Power-Play Goal          | 4-0-1  |
| Not Allowing A Power-Play Goal      | 4-0-0  |
| Scoring A Short-Handed Goal         | 4-0-1  |
| Allowing A Short-Handed Goal        | 0-0-0  |
| 10 Or More Penalties                | 3-0-1  |
| Fewer Than 10 Penalties             | 5-0-0  |
| More Penalties Than Opponent        | 1-0-0  |
| Fewer Penalties Than Opponent       | 6-0-0  |
| Same Amount Of Penalties            | 1-0-1  |
| In One-Goal Games                   | 0-0-0  |
| In Two-Goal Games                   | 3-0-0  |
| In Three-Goal or More Games         | 5-0-0  |
| In Overtime Games                   | 0-0-1  |
| Scoring 4 or More Goals             | 8-0-1  |
| Scoring 3 or Fewer Goals            | 0-0-0  |
| Scoring 3 or More Goals             | 8-0-1  |
| Scoring 2 or Fewer Goals            | 0-0-0  |
| Allowing 4 or More Goals            | 1-0-1  |
| Allowing 3 or Fewer Goals           | 7-0-0  |
| Scoring First Goal Of Game          | 5-0-0  |
| Opponents Score First               | 3-0-1  |
| Leading After One Period            | 4-0-0  |
| Trailing After One Period           | 3-0-1  |
| Tied After One Period               | 1-0-0  |
| Scoring First Goal Of Second Period | 7-0-0  |
| Leading After Two Periods           | 6-0-0  |
| Trailing After Two Periods          | 1-0-1  |
| Tied After Two Periods              | 1-0-0  |
| Scoring First Goal Of Third Period  | 7-0-1  |
| Having 10-19 Shots On Goal          | 0-0-0  |
| Having 20-29 Shots On Goal          | 0-0-0  |
| Having 30-39 Shots On Goal          | 4-0-0  |
| Having 40 or More Shots On Goal     | 4-0-1  |
| Allowing 10-19 Shots On Goal        | 1-0-0  |
| Allowing 20-29 Shots On Goal        | 6-0-0  |
| Allowing 30-39 Shots On Goal        | 1-0-1  |
| Allowing 40 or More Shots On Goal   | 0-0-0  |
| Outshooting Opponent                | 8-0-1  |
| Opponent Outshoots Minnesota        | 0-0-0  |
| Shots Are Even                      | 0-0-0  |
| October                             | 5-0-0  |
| November                            | 3-0-1  |
| December                            | 0-0-0  |
| January                             | 0-0-0  |
| February                            | 0-0-0  |
| March                               | 0-0-0  |
| Tuesdays                            | 0-0-0  |
| Fridays                             | 5-0-0  |
| Saturdays                           | 3-0-1  |
| Sundays                             | 0-0-0  |
| Series Record                       | 2-0-1  |
| Games Following A Win               | 6-0-1  |
| Games Following A Loss              | 0-0-0  |
| Games Following A Tie               | 1-0-0  |

## News & Notes

**Golden Gophers Remain Unbeaten:** Minnesota earned a hard-fought, two-game sweep of MSU, Mankato, 5-3, 4-2. John Pohl and Jordan Leopold had two goals apiece in Friday's victory, while freshman Justin Johnson improved to 2-0-0 while stopping 31 of 33 shots in Saturday's win. The Golden Gophers improved to 8-1-2 all-time vs. the Mavericks.

**Minnesota Regains Number One Ranking:** With its sweep of MSU, Mankato, the Golden Gophers returned to the top of the poll in the *USA Today*/ American Hockey Magazine Rankings. Minnesota received 13 first-place votes, while Denver moved up one spot to second and received five first-place votes. After splitting with Colorado College, St. Cloud State dropped to number three, but still received one first-place vote. Boston University and Michigan State round out the top five.

This is the second time this season Minnesota has been rated number one. The last four times the Golden Gophers were ranked number one, the team dropped from the top spot the following weekend. Last year, Minnesota lost and tied at North Dakota while ranked number one. Two weeks later after returning to the top of the poll, Minnesota dropped four games in a row.

**Head Coach Don Lucia:** Golden Gopher Head Coach Don Lucia has a career coaching record of 334-187-33 (.633) in 14 seasons behind the bench. At Minnesota, he owns a 55-32-5 mark (.625). His teams have won 20 or more games in each of the past nine seasons and have had just one sub-par .500 season in the past 14 years. He has guided his teams to the NCAA Tournament in six of the past seven campaigns.

**Leo Leads the Way:** Jordan Leopold had a four-point weekend vs. MSU, Mankato. In four series this year, he has had four or more points during the weekend three times. Against the Mavericks, Leopold scored the eventual game-winner on Friday night. His goal on Saturday night tied the game after Minnesota trailed by two in the first period.

Over the weekend, Leopold moved into a tie for seventh place all-time among Golden Gopher defenseman with 112 career points. Tony Kellin (1982-86) is also seventh with 112. He moved into sixth place all-time among blueliners with 33 career goals. He trails Reed Larson by one goal and first-place Mike Crowley by four.

**More on Leo:** Arguably the top defenseman in the nation, Jordan Leopold surprised many by returning for his senior season. After a dominating junior campaign, Leopold has established himself as a preseason candidate for the Hobey Baker Award. After leading the nation in defenseman scoring, Leopold was a first-team All-American and Minnesota's first WCHA Defensive Player of the Year. Of the 10 Hobey finalists from a year ago, just Leopold and award-winner Ryan Miller of Michigan State return for the 2001-02 season. Of the four first-team All-Americans on defense from last season, Leopold is also the lone returnee.

**Sluggish Start:** The Golden Gophers got off to a slow start on Saturday night, trailing 2-0 after the first period. It was the fourth game that Minnesota has trailed by two or more goals, yet the Golden Gophers are 3-0-1 in those contests. Minnesota is outscoring its opponent 19-14 in the first period, but 40-7 in the final two periods.

### Career Scoring vs. UMD

| Player (games)      | G-A--Pts | Notes                                 |
|---------------------|----------|---------------------------------------|
| John Pohl (11)      | 4-11--15 | 3g, 3a in sweep, 11/19-20/99          |
| Jordan Leopold (12) | 3-6--9   | 1g in 4-0 win on 2/24/01              |
| Jeff Taffe (8)      | 3-2--5   | GWG in 3-1 win on 10/20/00            |
| Nick Angell (11)    | 1-3--4   | First career points on 10/16/98       |
| Matt Koalska (4)    | 2-2--4   | 1 g, 1a in 9-2 win on 10/21/00        |
| Paul Martin (4)     | 1-3--4   | 1-3--4 in two-game series, 2/23-24/01 |
| Troy Riddle (4)     | 1-3--4   | 1g, 1a in 9-2 win on 10/21/00         |
| Erik Wendell (12)   | 2-1--3   | 1-1--2 on 2/27/99                     |
| Nick Anthony (6)    | 0-2--2   | Assist on GWG on 2/4/00               |
| Matt DeMarchi (8)   | 0-2--2   | Assist in 4-1 win on 2/5/00           |
| Pat O'Leary (9)     | 1-1--2   | 1g in 5-4 OT loss, 2/23/01            |
| Jon Waibel (4)      | 0-1--1   | Assist in 9-2 win on 10/21/00         |

**Out of the Gates:** At 8-0-1, Minnesota is off to its best start since 1987-88. That squad started the year with nine consecutive wins. If the Golden Gophers were to sweep its next series, it would mark the best start since 1939-40 when that team finished undefeated at 18-0-0.

**Taffe Pours It On:** Junior Jeff Taffe earned his sixth multi-point game of the season on Friday night with a goal and an assist vs. MSU, Mankato. In Minnesota's four series this year, he has had three points or more each weekend.

Taffe, a former first-round NHL Draft pick, is expected to help carry the load offensively for Minnesota. He increased his point total from 20 his freshman season to 35 last year. A similar increase is expected from the Hastings, Minn., native. With 17 points through nine games on the year, he is well on his way to surpass the totals from his first two years.

**Power Surge:** Saturday night marked only the second time in the last 15 games that Minnesota's opponent has had more power-play goals. MSU, Mankato's 10 power-play opportunities on Friday night were the most by an opponent since Nov. 26, 1999, when Michigan went 1-for-10. Minnesota has tallied a power-play goal in 10 straight games.

**Hauser Closes In:** With his 64th career win on Friday, Adam Hauser moved into a tie with John Blue for second-place all-time for goaltender wins. Blue had 64 from 1984-87. Goaltender coach Robb Stauber is the career leader with 73 from 1986-89.

Hauser is already Minnesota's career leader in minutes played, games played, saves and shutouts.

**Welcome Back:** The Golden Gophers returned to a full squad last Saturday as Matt DeMarchi returned to his familiar position alongside All-American Jordan Leopold. The Bemidji, Minn., native missed the previous seven games after injuring his ankle in the season opener at North Dakota. DeMarchi did not tally a point in his return, but his physical play will no doubt benefit the Golden Gopher blueliners as the season progresses. He has missed 12 games in his career.

In the last two years, he has missed six WCHA regular-season games (at UND, at MTU, vs. MSU, M). In those contests, the team has given up an average of 4.2 goals per games. With him in the lineup in WCHA play the past two seasons, the team has allowed an average of 2.2 goals against league foes.

**Double Your Pleasure:** In the first nine games this season, seven Golden Gophers have accounted for 13 multi-goal games. Jeff Taffe and John Pohl already have three multi-goal games. Last year after nine games, six Golden Gophers accounted for seven two-goal games.

In terms of multi-point games, 14 skaters have accounted for 40 multi-point games, as opposed to last season, when 15 skaters accounted for 27.

**Ballard Named Preseason Rookie of the Year:** Highly-touted freshman Keith Ballard was the overwhelming choice for WCHA Preseason Rookie of the Year in the 31st Annual *Grand Forks Herald* WCHA Coaches' Poll. He is the second consecutive Golden Gopher to be picked, as Troy Riddle was a co-preseason pick a year ago. Ballard received eight of the 10 votes.

As a team, Minnesota was tabbed to finish second behind Colorado College. The Tigers earned six first-place votes, while the Golden Gophers had three. North Dakota was slotted third and received one first-place tally. Senior Jordan Leopold finished third in voting for Player of the Year.

**Evening Things Up:** Last year, 36.3 percent of the team's goals came on the power-play (62/171). That is the highest percentage since the 1980-81 squad had 37.9 percent of its goals come on the power-play. That team set school records with 261 goals and 99 power-play goals. This year, 22 of the team's 59 goals (37.3 percent) have come with the man-advantage.

## Player Notes

### #1 ADAM HAUSER

- is 37-18-8 with a 2.64 goals-against-average and .902 saves percentage in 53 career games at Mariucci Arena
- is 27-26-5 with a 3.30 goals-against-average and .892 saves percentage in 58 career games away from Mariucci Arena

### #3 JORDAN LEOPOLD

- had a season-high 11 shots on goal at Michigan Tech, Nov. 3
- leads team with 45 shots on goal

### #5 JON WAIBEL

- scored game-winning goal against North Dakota in the season-opener. Needed 30 games to get his first goal last season

### #6 JUDD STEVENS

- has a pair of two-assist games

### #9 JOHN POHL

- if team plays 42 games like last year, is on pace for 97 points
- had string of seven multi-point games, 10/5-11/9

### #10 PAUL MARTIN

- dating back to last season, has 6-31--37 in his last 29 games

### #11 ERIK WENDELL

- is just one point away from matching last year's totals

### #13 KEITH BALLARD

- tied for fourth the WCHA in freshman scoring
- tied for fifth in the WCHA in defenseman scoring

### #18 GRANT POTULNY

- has a five-game point streak

### #19 MATT DEMARCHI

- missed six games, but returned last Saturday night vs. MSU, Mankato

### #22 JEFF TAFFE

- has six multi-point games this season, as compared to just two this time a year ago

### #24 MATT KOALSKA

- has a career-high six-game point streak

## USA Today/American Hockey Magazine Poll

|     |                     |     |
|-----|---------------------|-----|
| 1.  | Minnesota (13)      | 276 |
| 2.  | Denver (5)          | 263 |
| 3.  | St. Cloud State (1) | 247 |
| 4.  | Boston              | 222 |
| 5.  | Michigan State      | 208 |
| 6.  | Northern Michigan   | 169 |
| 7.  | Nebraska-Omaha      | 155 |
| 8.  | New Hampshire       | 146 |
| 9.  | Cornell             | 117 |
| 10. | UMass-Lowell        | 103 |

## The Lucia Ledger

Head Coach Don Lucia  
(Notre Dame, 1981)

- Third season at Minnesota. Has a career record of 55-32-5 (.625)
- 15th season as a head coach. Has a career record of 334-187-33 (.633)
- Minnesota had five more victories than the previous season in Lucia's first year in 1999-2000
- Golden Gophers improved by seven victories in the win column in Lucia's second year
- 1994 National Coach of the Year
- Two-time WCHA Coach of the Year
- Led Colorado College to three consecutive WCHA titles.
- has coached 10 All-Americans, including Golden Gopher defenseman Jordan Leopold
- has coached 35 All-WCHA teams members
- recruited the nation's most productive freshman class a year ago
- has led his teams to the NCAA Tournament in six of the last seven seasons
- led Colorado College to a national runner-up finish in 1994-95
- winningest coach in Colorado College history

## The Friendly Confines

Mariucci Arena  
Opened in October, 1993

- The Golden Gophers were 18-4-1 (.804) at Mariucci Arena last season.
- Minnesota is 106-42-13 (.699) all-time at Mariucci Arena.
- The 1995-96 squad went 19-2-0 (.905) at home.
- Seating capacity has increased twice since the opening of Mariucci. Capacity increased from 9,305 to 9,700 in 1996-97. It was increased to 10,000 for this season.
- 18 luxury suites were built in the offseason.
- The largest crowd at Mariucci Arena was 9,908 on Nov. 14, 1998 vs. North Dakota.
- The largest attendance in a single series was 19,773 vs. Wisconsin, Feb. 25-26, 2000.
- The first official game in the new Mariucci Arena was on Oct. 30, 1993. Minnesota and St. Cloud State tied 4-4.
- Minnesota is 4-2-2 in home openers at Mariucci Arena
- The longest winning streak in the new Mariucci Arena is 10 games, Nov. 12, 1995 to Feb. 9, 1996.
- Minnesota's longest home losing streak is just four games, Nov. 1-Dec. 19, 1997

**Mariucci Magic:** Minnesota has won eight straight games and 15 of its last 16 at Mariucci Arena. The lone loss was a 6-1 setback vs. St. Cloud State, 3/2/01. The school record for consecutive home wins is 12 from 12/4/82 to 1/10/83. Including last year, Minnesota is 24-4-1 (.817) in the friendly confines. The Golden Gophers are 106-42-13 (.699) all-time at Mariucci Arena.

**Sophomore Slump?:** The nation's most productive freshman class a year ago, this year's sophomores have been even more dominating this season. A year ago, the group of six had 13-9--22 after nine games. This year, the sophomores have accounted for 19-34--53. All six are ahead of their scoring pace of a year ago, most noticeably Paul Martin. A year ago, Martin had yet to tally a point, while this year, he already has 16.

**Back at Full Strength:** John Pohl will be looked upon to lead the Golden Gophers offensively, and with an offseason to heal, he has proven that he is up to the task. Last year, Pohl played the entire season with a cast on his wrist. Add to that being hit in the ankle by a slapshot midseason and his 45-point season is that much more impressive. He also finished second in the nation in power-play goals with 13. He already has six this season. Pohl will look to surpass his 59-point sophomore total.

Pohl had a four-point weekend against MSU, Mankato and extended his consecutive points streak to 11 games. In that span, he has 10-17--27. His streak of seven straight multi-point contests came to an end on Saturday when he tallied an assist on Keith Ballard's game-winning goal. For the weekend, Pohl was also 36-13 on faceoffs, including 21-5 on Friday night. For his efforts, he was named WCHA Offensive Player of the Week.

**On the Defensive:** While Jordan Leopold receives the majority of the attention among Golden Gopher blueliners, Minnesota can boast one of the top defensive units in the nation. Playing alongside Leopold, Matt DeMarchi, a second-round NHL Draft pick, is one of the most physical players in the WCHA. Sophomore Paul Martin is tied with Leopold for the WCHA lead in defenseman scoring. The trio is joined by this year's

**Goalie Update:** After allowing two power-play goals in the first 11:32 on Saturday night vs. MSU, Mankato, freshman Justin Johnson shut the door on the Mavericks in a 4-2 victory. In the process, he improved to 2-0-0 in his first season with a 1.00 goals-against-average and .967 saves percentage.

Adam Hauser improved to 4-0-1 on Friday night in a 5-3 victory against MSU, Mankato. He has made a team-high five starts in goal, along with one relief appearance. He relieved Travis Weber against Michigan Tech in the first period on Nov. 2, and helped Minnesota rally from a 4-0 deficit to claim a 5-5 tie. It was the first time in his career that Hauser relieved another Golden Gopher goaltender.

**Minnesota v. the State:** Minnesota-Duluth is one of four Division I programs in the state competing against the Golden Gophers. Minnesota holds a collective 153-74-18 record (.661) against the group of four. The following is a breakdown:

Bemidji State - 4-0-0  
MSU, Mankato - 8-1-2  
St. Cloud State - 27-16-6  
Minnesota-Duluth - 114-57-10

**The Protege':** Sophomore Paul Martin is following in the footsteps of All-American Jordan Leopold. He extended his point streak to 10 games with two assists on Friday and two more on Saturday. Martin now has 3-13--16 and is tied for the WCHA lead in defenseman scoring with Leopold. He already has six multi-point games on the year. Martin didn't have his third goal until the 34th game of the season last year.

**The Newcomers:** Minnesota brought in another highly-regarded rookie class. Led by preseason WCHA Rookie of the Year Keith Ballard and the nation's top incoming recruit, according to *The Redline Report*, in Barry Tallackson, the group of nine newcomers looks to contribute immediately. *The Redline Report* also lists Eden Prairie's Mike Erickson as the state of Minnesota's top high school recruit.

**Up Next:** The Golden Gophers will travel east for the College Hockey Showcase vs. Michigan and Michigan State. Last year, Minnesota was swept at Mariucci Arena. The Golden Gophers lead the all-time series vs. the Wolverines, 114-109-16, and vs. the Spartans, 97-41-6. Minnesota has an 8-8-0 record in the CHS.

## Goal Breakdown

|                              | MN | OPP |
|------------------------------|----|-----|
| 5-on-5                       | 30 | 13  |
| 5-on-4                       | 20 | 7   |
| 6-on-5                       | 1  | 0   |
| 4-on-5                       | 5  | 0   |
| 4-on-4                       | 1  | 1   |
| 5-on-3                       | 2  | 0   |
| 4-on-3                       | 0  | 0   |
| Power Play                   | 22 | 7   |
| Shorthanded                  | 5  | 0   |
| Empty Net                    | 1  | 0   |
| First Minute of Game         | 0  | 0   |
| First 2 Minutes of Game      | 1  | 0   |
| First 5 Minutes of Game      | 3  | 1   |
| First 10 Minutes of Game     | 6  | 4   |
| First Goal of Game           | 5  | 4   |
| First Minute of Period       | 3  | 0   |
| Last Minute of Period        | 4  | 0   |
| Last Minute of Game          | 3  | 0   |
| Last 5 Minutes of Game       | 6  | 1   |
| To Tie Game - Last 5 Minutes | 1  | 0   |
| To Win Game - Last 5 Minutes | 0  | 0   |
| Unassisted                   | 6  | 2   |
| One Assist                   | 19 | 5   |
| Two Assists                  | 34 | 13  |
| Home                         | 40 | 8   |
| Road                         | 19 | 13  |
| Neutral                      | 0  | 0   |
| Overtime                     | 0  | 0   |

### GOAL SCORED AFTER OPPONENTS' GOAL

|                       | MN | OPP |
|-----------------------|----|-----|
| Less Than One Minute  | 1  | 1   |
| One To Three Minutes  | 3  | 0   |
| Three To Five Minutes | 3  | 1   |

## Record When Having a Point

| Player            | No. of Games | Record       |
|-------------------|--------------|--------------|
| Paul Martin       | 9 of 9       | 8-0-1 (.944) |
| John Pohl         | 9 of 9       | 8-0-1 (.944) |
| Jordan Leopold    | 8 of 9       | 7-0-1 (.938) |
| Matt Koalska      | 8 of 9       | 7-0-1 (.938) |
| Keith Ballard     | 7 of 9       | 7-0-0 (1.00) |
| Troy Riddle       | 7 of 9       | 6-0-1 (.929) |
| Jeff Taffe        | 7 of 9       | 7-0-0 (1.00) |
| Grant Potulny     | 6 of 8       | 5-0-1 (.917) |
| Erik Wendell      | 5 of 9       | 5-0-0 (1.00) |
| Judd Stevens      | 5 of 9       | 4-0-1 (.900) |
| Nick Anthony      | 4 of 7       | 4-0-0 (1.00) |
| Barry Tallackson  | 3 of 9       | 3-0-0 (1.00) |
| Nick Angell       | 3 of 9       | 3-0-0 (1.00) |
| Jon Waibel        | 2 of 9       | 1-0-1 (.750) |
| Pat O'Leary       | 2 of 8       | 2-0-0 (1.00) |
| Jake Fleming      | 2 of 8       | 1-0-1 (.750) |
| Mike Erickson     | 2 of 7       | 2-0-0 (1.00) |
| Garrett Smaagaard | 1 of 6       | 1-0-0 (1.00) |
| Mark Nenovich     | 1 of 5       | 1-0-0 (1.00) |
| Joey Martin       | 1 of 2       | 1-0-0 (1.00) |
| Brett MacKinnon   | 1 of 1       | 1-0-0 (1.00) |
| Matt DeMarchi     | 0 of 2       | 0-0-0 (.000) |

## A Comparison...

|         | W-L-T | GF  | GA  | PPG  | PK   |
|---------|-------|-----|-----|------|------|
| 2000-01 | 7-1-1 | 5.2 | 2.4 | 37.5 | 91.5 |
| 2001-02 | 8-0-1 | 6.6 | 2.3 | 40.7 | 85.4 |

| Players        | Totals             | Diff. | PPG   |
|----------------|--------------------|-------|-------|
| Paul Martin    | 3-13--16 (0-0--0)  | +16   | 2 (0) |
| John Pohl      | 8-13--21 (5-6--11) | +10   | 6 (4) |
| Matt Koalska   | 5-9--14 (4-3--7)   | +7    | 0 (2) |
| Jeff Taffe     | 10-7--17 (3-8--11) | +6    | 4 (2) |
| Erik Wendell   | 2-4--6 (2-0--2)    | +4    | 1 (1) |
| Troy Riddle    | 7-5--12 (6-2--8)   | +4    | 3 (1) |
| Nick Angell    | 0-6--6 (1-3--4)    | +2    | 0 (0) |
| Grant Potulny  | 3-5--8 (3-3--6)    | +2    | 1 (2) |
| Nick Anthony   | 3-3--6 (0-5--5)    | +1    | 0 (0) |
| Jordan Leopold | 8-8--16 (4-11--15) | +1    | 4 (1) |
| Jon Waibel     | 1-1--2 (0-1--1)    | +1    | 0 (0) |
| Pat O'Leary    | 2-0--2 (1-1--2)    | --    | 0 (0) |
| Matt DeMarchi  | 0-0--0 (1-4--5)    | -5    | 0 (0) |

(2000-01 totals in parenthesis)

## 2001-02 Month-By-Month

| Month    | Home  | Away  | WCHA  | Overall |
|----------|-------|-------|-------|---------|
| October  | 4-0-0 | 1-0-0 | 0-0-0 | 5-0-0   |
| November | 2-0-0 | 1-0-1 | 3-0-1 | 8-0-1   |
| December | 0-0-0 | 0-0-0 | 0-0-0 | 0-0-0   |
| January  | 0-0-0 | 0-0-0 | 0-0-0 | 0-0-0   |
| February | 0-0-0 | 0-0-0 | 0-0-0 | 0-0-0   |
| March    | 0-0-0 | 0-0-0 | 0-0-0 | 0-0-0   |
| Totals   | 6-0-0 | 2-0-1 | 0-0-0 | 8-0-1   |

| Month             | GF  | GA  | PP   | PK   |
|-------------------|-----|-----|------|------|
| October (5 games) | 7.6 | 1.6 | 50.0 | 90.9 |
| November (4)      | 5.2 | 3.2 | 30.8 | 80.8 |
| December          |     |     |      |      |
| January           |     |     |      |      |
| February          |     |     |      |      |
| March             |     |     |      |      |
| Totals            | 6.6 | 2.3 | 40.7 | 85.4 |

## WCHA Freshmen Scoring

| Rk. | Team             | Fr. Scoring | Leader                     |
|-----|------------------|-------------|----------------------------|
| 1.  | St. Cloud State  | 16-27--43   | Mike Doyle (10-6--16)      |
| 2.  | Minnesota        | 7-19--26    | Keith Ballard (3-5--8)     |
| 3.  | North Dakota     | 7-15--22    | Brandon Bochenski (3-4--7) |
| 4.  | MSU, Mankato     | 6-14--20    | Steven Johns (0-7--7)      |
| 5.  | Minnesota-Duluth | 9-10--19    | Evan Schwabe (3-3--6)      |
| 6.  | Michigan Tech    | 10-8--18    | Bryan Perez (5-2--7)       |
| 7.  | Alaska Anchorage | 5-11--16    | John Hopson (4-1--5)       |
| 8.  | Denver           | 7-7--14     | Jon Foster (4-4--8)        |
| 9.  | Wisconsin        | 2-4--6      | Alex Leavitt (2-4--6)      |
| 10. | Colorado College | 0-2--2      | Two tied (0-1--1)          |

## THE LAST TIME IT HAPPENED

### Minnesota Swept A Road Series:

February 9-10, 2001 @ MSU, Mankato (4-1, 3-1)

### Minnesota Was Swept In A Road Series:

December 1-2, 2000 @ Denver (4-0, 4-1)

### Minnesota Swept A Home Series:

November 9-10, 2001 vs. MSU, Mankato (5-3, 4-2)

### Minnesota Was Swept In A Home Series:

February 25-26, 2000 vs. Wisconsin (4-2, 5-4)

### Minnesota Shut Out An Opponent:

October 27, 2001 vs. Colgate

(Justin Johnson, 9-0)

### An Opponent Shut Out Minnesota:

March 16, 2001 vs. St. Cloud State (Scott Meyer, 3-0)

### Minnesota Player Scored A Hat Trick:

January 20, 2001 @ Wisconsin

(Grant Potulny, 8-2 Minnesota win)

### Minnesota Player Scored A Pure Hat Trick:

February 26, 1999 @ Minnesota-Duluth

(Wyatt Smith, 4-1 Minnesota win)

### An Opponent Scored A Hat Trick:

March 2, 2001 vs. St. Cloud State

(Jon Cullen, three goals, 6-1, Minnesota loss)

### Minnesota Player Scored Four Goals In A Game:

February 27, 1999 @ Minnesota-Duluth

(Reggie Berg, 10-7 Minnesota win)

### Minnesota Won When Trailing After Two Periods:

October 5, 2001 @ North Dakota, Hall of Fame Game

(7-5/trailing 5-3 heading into third period)

### Minnesota Had 50 or More Shots On Goal In A Game:

November 10, 2001 vs. MSU, Mankato

(52 shots, 4-2 Minnesota win)

### Opponent Had 50 or More Shots On Goal In A Game:

January 31, 1997 @ North Dakota

(51 shots, 6-4 Minnesota loss)

### Minnesota Player Scored A Shorthanded Goal:

November 3, 2001 at Michigan Tech

(Jake Fleming, second period, 5-5 tie)

### Minnesota Won In Overtime:

March 11, 2000 vs. Colorado College (3-2)

### Minnesota Lost In Overtime:

March 23, 2001 vs. Maine (5-4)

### Minnesota Tied In Overtime:

November 3, 2001 at Michigan Tech (5-5)

### Minnesota Scored 10 Goals Or More In A Game:

December 9, 2000 vs. Quinnipiac

(11-2 Minnesota win)

### Opponent Scored 10 Goals Or More In A Game:

January 30, 1993 @ Michigan Tech

(10-2 Minnesota loss)

## Career Game Highs

### #1 Adam Hauser

Goals Allowed: 0 (8 times, last 10/26/01 vs. Colgate)

Saves: 44 (10/22/99 vs. North Dakota)

Saves %: 1.000 (8 times, last 10/26/01 vs. Colgate)

### #2 Mark Nenovich

Goals: 1 (2 times, last 3/11/00 at CC)

Assists: 1 (3 times, last 11/2/01 at MTU)

Points: 2 (12/29/99 vs. Harvard)

### #3 Jordan Leopold

Goals: 2 (5 times, last 11/9/01 vs. MSU-M)

Assists: 3 (5 times, last 3/17/01 vs. CC)

Points: 4 (2 times, 1/20/01 at Wis.)

### #5 Jon Waibel

Goals: 1 (2 times, last 10/5/01 at UND)

Assists: 1 (8 times, last 11/3/01 vs. MTU)

Points: 1 (9 times, last 10/5/01 at UND)

### #6 Judd Stevens

Goals: n/a

Assists: 2 (2 times, last 10/27/01 vs. Colgate)

Points: 2 (2 times, last 10/27/01 vs. Colgate)

### #9 John Pohl

Goals: 3 (1/15/00 vs. Denver)

Assists: 5 (10/27/01 vs. Colgate)

Points: 5 (10/27/01 vs. Colgate)

### #10 Paul Martin

Goals: 1 (6 times, last 11/2/01 at MTU)

Assists: 3 (10/5/01 at UND)

Points: 3 (10/5/01 at UND)

### #11 Erik Wendell

Goals: 2 (2/2/01 vs. MTU)

Assists: 2 (10/5/01 at UND)

Points: 2 (5 times, last 10/19/01 vs. BSU)

### #13 Keith Ballard

Goals: 1 (3 times, last 10/10/01 vs. MSU-M)

Assists: 2 (10/5/01 at UND)

Points: 2 (10/5/01 at UND)

### #15 Mike Erickson

Goals: 1 (10/5/01 at UND)

Assists: 2 (10/26/01 vs. Colgate)

Points: 2 (10/26/01 vs. Colgate)

### #16 Nick Anthony

Goals: 2 (10/26/01 vs. Colgate)

Assists: 2 (2 times, last 3/9/01 vs. MTU)

Points: 3 (2 times, last 3/9/01 vs. MTU)

### #17 Garrett Smaagaard

Goals: n/a

Assists: 1 (10/26/01 vs. Colgate)

Points: 1 (10/26/01 vs. Colgate)

### #18 Grant Potulny

Goals: 3 (1/20/01 at Wis.)

Assists: 2 (2/9/01 at MSU-M)

Points: 3 (4 times, last 10/27/01 vs. Colgate)

### #19 Matt DeMarchi

Goals: 1 (3 times, last 3/3/01 at SCSU)

Assists: 2 (2 times, last 2/16/01 vs. CC)

Points: 2 (3 times, last 2/16/01 vs. CC)

### #20 Joey Martin

Goals: n/a

Assists: 1 (3 times, last 10/26/01 vs. Colgate)

Points: 1 (3 times, last 10/26/01 vs. Colgate)

### #21 Troy Riddle

Goals: 2 (4 times, last 10/26/01 vs. Colgate)

Assists: 3 (1/20/01 at Wis.)

Points: 3 (2 times, last 2/2/01 vs. MTU)

### #22 Jeff Taffe

Goals: 2 (4 times, last 11/2/01 at MTU)

Assists: 4 (2/18/00 at MTU)

Points: 5 (10/19/01 vs. BSU)

### #24 Matt Koalska

Goals: 2 (10/27/01 vs. Colgate)

Assists: 3 (10/19/01 vs. BSU)

Points: 4 (10/27/01 vs. Colgate)

### #25 Pat O'Leary

Goals: 2 (2 times, last 12/30/00 vs. LSSU)

Assists: 1 (6 times, last 1/6/01 at UAA)

Points: 2 (2 times, last 1/6/01 at UAA)

### #26 Nick Angell

Goals: 1 (7 times, last 3/9/01 vs. MTU)

Assists: 3 (11/2/01 at MTU)

Points: 3 (11/2/01 at MTU)

### #27 Barry Tallackson

Goals: 1 (2 times, last 10/27/01 vs. Colgate)

Assists: 1 (2 times, last 10/26/01 vs. Colgate)

Points: 2 (10/19/01 vs. BSU)

### #28 Brett MacKinnon

Goals: n/a

Assists: 1 (10/19/01 vs. BSU)

Points: 1 (10/19/01 vs. BSU)

### #29 Jake Fleming

Goals: 1 (11/3/01 at MTU)

Assists: 1 (10/19/01 vs. BSU)

Points: 1 (2 times, last 11/3/01 at MTU)

### #31 Travis Weber

Goals Allowed: 1 (10/27/01 vs. Colgate)

Saves: 20 (10/19/01 vs. BSU)

Saves %: .917 (10/19/01 vs. BSU)

### #33 Justin Johnson

Goals Allowed: 0 (10/27/01 vs. Colgate)

Saves: 31 (11/10/01 vs. MSU-M)

Saves %: 1.000 (10/27/01 vs. Colgate)

**CAREER GOALS – CURRENT PLAYERS**

|                       |    |
|-----------------------|----|
| John Pohl.....        | 52 |
| Jordan Leopold.....   | 33 |
| Jeff Taffe.....       | 32 |
| Grant Potulny.....    | 25 |
| Troy Riddle.....      | 23 |
| Erik Wendell.....     | 18 |
| Matt Koalska.....     | 15 |
| Pat O'Leary.....      | 13 |
| Nick Anthony.....     | 12 |
| Nick Angell.....      | 7  |
| Paul Martin.....      | 6  |
| Matt DeMarchi.....    | 5  |
| Keith Ballard.....    | 3  |
| Mark Nenovich.....    | 2  |
| Jon Waibel.....       | 2  |
| Barry Tallackson..... | 2  |
| Mike Erickson.....    | 1  |
| Jake Fleming.....     | 1  |

**CAREER ASSISTS – CURRENT PLAYERS**

|                        |    |
|------------------------|----|
| John Pohl.....         | 90 |
| Jordan Leopold.....    | 79 |
| Jeff Taffe.....        | 40 |
| Paul Martin.....       | 29 |
| Nick Angell.....       | 25 |
| Matt Koalska.....      | 23 |
| Nick Anthony.....      | 19 |
| Troy Riddle.....       | 19 |
| Grant Potulny.....     | 16 |
| Matt DeMarchi.....     | 15 |
| Erik Wendell.....      | 15 |
| Jon Waibel.....        | 8  |
| Pat O'Leary.....       | 7  |
| Judd Stevens.....      | 7  |
| Keith Ballard.....     | 5  |
| Joey Martin.....       | 3  |
| Mark Nenovich.....     | 3  |
| Barry Tallackson.....  | 2  |
| Mike Erickson.....     | 2  |
| Adam Hauser.....       | 1  |
| Garrett Smaagaard..... | 1  |
| Jake Fleming.....      | 1  |
| Brett MacKinnon.....   | 1  |

**CAREER POINTS – CURRENT PLAYERS**

|                        |     |
|------------------------|-----|
| John Pohl.....         | 142 |
| Jordan Leopold.....    | 112 |
| Jeff Taffe.....        | 70  |
| Troy Riddle.....       | 42  |
| Grant Potulny.....     | 41  |
| Matt Koalska.....      | 37  |
| Paul Martin.....       | 35  |
| Erik Wendell.....      | 33  |
| Nick Angell.....       | 32  |
| Nick Anthony.....      | 31  |
| Matt DeMarchi.....     | 20  |
| Pat O'Leary.....       | 20  |
| Jon Waibel.....        | 10  |
| Keith Ballard.....     | 8   |
| Judd Stevens.....      | 7   |
| Mark Nenovich.....     | 5   |
| Barry Tallackson.....  | 4   |
| Joey Martin.....       | 3   |
| Mike Erickson.....     | 3   |
| Jake Fleming.....      | 2   |
| Adam Hauser.....       | 1   |
| Brett MacKinnon.....   | 1   |
| Garrett Smaagaard..... | 1   |

**CAREER GAMES – CURRENT PLAYERS**

|                        |     |
|------------------------|-----|
| John Pohl.....         | 130 |
| Jordan Leopold.....    | 129 |
| Adam Hauser.....       | 122 |
| Nick Angell.....       | 120 |
| Erik Wendell.....      | 114 |
| Pat O'Leary.....       | 87  |
| Jeff Taffe.....        | 86  |
| Matt DeMarchi.....     | 79  |
| Nick Anthony.....      | 74  |
| Mark Nenovich.....     | 56  |
| Matt Koalska.....      | 51  |
| Jon Waibel.....        | 51  |
| Grant Potulny.....     | 50  |
| Paul Martin.....       | 47  |
| Troy Riddle.....       | 47  |
| Joey Martin.....       | 20  |
| Keith Ballard.....     | 9   |
| Judd Stevens.....      | 9   |
| Barry Tallackson.....  | 9   |
| Jake Fleming.....      | 8   |
| Mike Erickson.....     | 7   |
| Chad Roberg.....       | 6   |
| Garrett Smaagaard..... | 6   |
| Travis Weber.....      | 3   |
| Justin Johnson.....    | 2   |
| Brett MacKinnon.....   | 1   |

**2001-02 WCHA Standings/Schedule**

| Team (Overall Record, win %)   | GP | W | L | T | Pts | GF | GA | GDif |
|--------------------------------|----|---|---|---|-----|----|----|------|
| St. Cloud State (9-1-0, .900)  | 8  | 7 | 1 | 0 | 14  | 48 | 16 | +32  |
| Denver (8-0-0, 1.000)          | 6  | 6 | 0 | 0 | 12  | 28 | 11 | +17  |
| Minnesota (8-0-1, .944)        | 4  | 3 | 0 | 1 | 7   | 21 | 13 | +8   |
| Wisconsin (5-3-0, .625)        | 4  | 3 | 1 | 0 | 6   | 16 | 10 | +6   |
| North Dakota (4-5-0, .444)     | 6  | 3 | 3 | 0 | 6   | 21 | 23 | -2   |
| MSU, Mankato (5-5-0, .500)     | 6  | 2 | 4 | 0 | 4   | 16 | 28 | -12  |
| Alaska Anchorage (2-4-2, .375) | 4  | 1 | 2 | 1 | 3   | 11 | 16 | -5   |
| Colorado College (3-5-0, .375) | 6  | 1 | 5 | 0 | 2   | 11 | 23 | -12  |
| Michigan Tech (2-5-1, .313)    | 6  | 0 | 5 | 1 | 1   | 16 | 38 | -22  |
| Minnesota-Duluth (4-5-1, .450) | 6  | 0 | 5 | 1 | 1   | 16 | 26 | -10  |

**2001-02 Season Highs/Lows**

**Team**

|   |   |
|---|---|
| <b>MOST GOALS/GAME</b>                    | (9) 10/27 vs. Colgate   |
| <b>LEAST GOALS/GAME</b>                   | (4) 11/10 vs. MSU, Mankato  |
| <b>MOST ASSISTS/GAME</b>                  | (14) 10/27 vs. Colgate  |
| <b>LEAST ASSISTS/GAME</b>                 | (6) 11/10 vs. MSU, Mankato  |
| <b>MOST GOALS AGAINST/GAME</b>            | (5) two times, last 11/3 at Michigan Tech                           |
| <b>LEAST GOALS AGAINST/GAME</b>           | (0) two times, last 10/27 vs. Colgate                               |
| <b>MOST ASSISTS AGAINST/GAME</b>          | (9) 11/3 at Michigan Tech   |
| <b>LEAST ASSISTS AGAINST/GAME</b>         | (0) two times, last 10/27 vs. Colgate                               |
| <b>MOST GOALS/PERIOD</b>                  | (5) 11/2 at Michigan Tech - second period                           |
| <b>MOST GOALS AGAINST/PERIOD</b>          | (4) two times, last 11/3 at Michigan Tech - first period            |
| <b>MOST POWER PLAY GOALS/GAME</b>         | (5) 10/19 vs. BSU   |
| <b>MOST POWER PLAY GOALS ALLOWED/GAME</b> | (2) two times, last 11/10 vs. MSU, Mankato                          |
| <b>MOST SHOTS ON GOAL/GAME</b>            | (52) 11/10 vs. MSU, Mankato   |
| <b>LEAST SHOTS ON GOAL/GAME</b>           | (31) 10/19 vs. BSU  |
| <b>MOST SHOTS AGAINST/GAME</b>            | (33) 11/10 vs. MSU, Mankato   |
| <b>LEAST SHOTS AGAINST/GAME</b>           | (18) 10/26 vs. Colgate  |
| <b>MOST SHOTS ON GOAL/PERIOD</b>          | (22) 10/20 vs. BSU - first period                                   |
| <b>MOST SHOTS AGAINST/PERIOD</b>          | (14) two times, last 11/3 at Michigan Tech - first period           |
| <b>MOST PENALTIES/GAME</b>                | (11) 11/9 vs. MSU, Mankato  |
| <b>LEAST PENALTIES/GAME</b>               | (5) two times, last 10/20 vs. BSU                                   |
| <b>MOST PIM/GAME</b>                      | (22) 11/9 vs. MSU, Mankato  |
| <b>LEAST PIM/GAME</b>                     | (10) two times, last 10/20 vs. BSU                                  |
| <b>MOST OPP. PENALTIES/GAME</b>           | (12) 10/26 vs. Colgate  |
| <b>LEAST OPP. PENALTIES/GAME</b>          | (7) two times, last 10/19 vs. BSU                                   |
| <b>MOST OPP. PIM/GAME</b>                 | (24) 10/26 vs. Colgate  |
| <b>LEAST OPP. PIM/GAME</b>                | (14) two times, last 10/19 vs. BSU                                  |
| <b>QUICKEST TWO GOALS</b>                 | (0:09) 11/2 at Michigan Tech - second period (Anthony, Wendell)     |
| <b>QUICKEST THREE GOALS</b>               | (2:58) 10/5 at North Dakota - third period (Leopold, Taffe, Waibel) |

**Individual**

|                           |   |
|---------------------------|---|
| <b>GOALS/GAME</b>         | (2) 13 times, last John Pohl, 11/9 vs. MSU, Mankato               |
| <b>GOALS/PERIOD</b>       | (2) two times, last Jordan Leopold, 11/9 vs. MSU, Mankato         |
| <b>ASSISTS/GAME</b>       | (5) John Pohl, 10/27 vs. Colgate                                  |
| <b>ASSISTS/PERIOD</b>     | (2) seven times, last John Pohl, 10/27 vs. Colgate - third period |
| <b>POINTS/GAME</b>        | (5) two times, last John Pohl, 10/27 vs. Colgate                  |
| <b>POINTS/PERIOD</b>      | (3) Grant Potulny, 10/27 vs. Colgate                              |
| <b>PENALTIES/GAME</b>     | (4) Nick Angell, 10/26 vs. Colgate                                |
| <b>PIM/GAME</b>           | (8) Nick Angell, 10/26 vs. Colgate                                |
| <b>SHOTS ON GOAL/GAME</b> | (11) Jordan Leopold, 11/3 at Michigan Tech                        |
| <b>SAVES/GAME</b>         | (31) Justin Johnson, 11/10 vs. MSU, Mankato                       |

## Hauser Watch

### VICTORIES

| Rk. | Player       | Wins | Years        |
|-----|--------------|------|--------------|
| 1.  | Robb Stauber | 73   | 1986-89      |
| 2.  | John Blue    | 64   | 1984-87      |
|     | Adam Hauser  | 64   | 1998-present |

### GAMES PLAYED

| Rk. | Player       | GP  | Years        |
|-----|--------------|-----|--------------|
| 1.  | Adam Hauser  | 122 | 1998-present |
| 2.  | Robb Stauber | 98  | 1986-89      |
| 3.  | Three tied   | 96  |              |

### MINUTES PLAYED

| Rk. | Player       | MP    | Years        |
|-----|--------------|-------|--------------|
| 1.  | Adam Hauser  | 7,138 | 1998-present |
| 2.  | Robb Stauber | 5,717 | 1986-89      |
| 3.  | Steve DeBus  | 5,490 | 1995-98      |

### SAVES

| Rk. | Player         | Saves | Years        |
|-----|----------------|-------|--------------|
| 1.  | Adam Hauser    | 3,042 | 1998-present |
| 2.  | Steve Janaszak | 2,639 | 1975-79      |
| 3.  | Robb Stauber   | 2,553 | 1986-89      |

### SAVE PERCENTAGE

| Rk. | Player           | SV % | Years        |
|-----|------------------|------|--------------|
| 1.  | Jim Mattson      | .906 | 1951-54      |
|     | Robb Stauber     | .906 | 1986-89      |
| 3.  | Murray McLachlin | .902 | 1967-70      |
| 4t. | Adam Hauser      | .896 | 1998-present |

### GOALS-AGAINST-AVERAGE

| Rk. | Player       | GAA  | Years        |
|-----|--------------|------|--------------|
| 1.  | Jim Mattson  | 2.48 | 1951-54      |
| 2.  | Robb Stauber | 2.77 | 1986-89      |
| 3.  | Adam Hauser  | 2.97 | 1998-present |

## WCHA Recordbook

### GAMES PLAYED - OVERALL

| Rk. | Player               | GP  | Years        |
|-----|----------------------|-----|--------------|
| 1.  | Graham Melanson (UW) | 140 | 1997-2001    |
| 8t. | Adam Hauser          | 122 | 1998-present |

### MINUTES PLAYED - OVERALL

| Rk. | Player          | MP    | Years        |
|-----|-----------------|-------|--------------|
| 1.  | Graham Melanson | 8,179 | 1997-2001    |
|     | Adam Hauser     | 7,138 | 1998-present |

### SAVES - OVERALL

| Rk. | Player               | SV    | Years        |
|-----|----------------------|-------|--------------|
| 1.  | Robbie Moore (Mich.) | 4,434 | 1973-76      |
|     | Adam Hauser          | 3,042 | 1998-present |

### SAVES - WCHA ONLY

| Rk. | Player               | SV    | Years        |
|-----|----------------------|-------|--------------|
| 1.  | Robbie Moore (Mich.) | 3,665 | 1973-76      |
|     | Adam Hauser          | 2,086 | 1998-present |

## Multiple-Point Games (season/career)

| Player (Games)         | Last Time                           | Record       |
|------------------------|-------------------------------------|--------------|
| John Pohl (7/40)       | 11/9/01 vs. MSU-M (2g, 1a)          | 7-0-0/31-8-1 |
| Jeff Taffe (6/18)      | 11/9/01 vs. MSU-M (1g, 1a)          | 6-0-0/14-3-1 |
| Jordan Leopold (5/25)  | 11/9/01 vs. MSU-M (2g, 1a)          | 4-0-1/15-7-3 |
| Paul Martin (5/11)     | 11/10/01 vs. MSU-M (2a)             | 5-0-0/10-1-0 |
| Troy Riddle (4/12)     | 11/2/01 at MTU (1g, 1a)             | 4-0-0/12-0-0 |
| Matt Koalska (3/10)    | 10/27/01 vs. Colgate (2g, 2a)       | 3-0-0/10-0-0 |
| Nick Anthony (2/7)     | 11/2/01 at MTU (1g, 1a)             | 2-0-0/7-0-0  |
| Judd Stevens (2/2)     | 10/27/01 vs. Colgate (2a)           | 2-0-0/2-0-0  |
| Grant Potulny (1/11)   | 10/27/01 vs. Colgate (2g, 1a)       | 1-0-0/9-1-1  |
| Erik Wendell (1/4)     | 10/19/01 vs. Bemidji State (1g, 1a) | 1-0-0/4-0-0  |
| Nick Angell (1/4)      | 11/2/01 at MTU (3a)                 | 1-0-0/3-1-0  |
| Keith Ballard (1/1)    | 10/5/01 at North Dakota (2a)        | 1-0-0/1-0-0  |
| Barry Tallackson (1/1) | 10/19/01 vs. Bemidji State (1g, 1a) | 1-0-0/1-0-0  |
| Mike Erickson (1/1)    | 10/26/01 vs. Colgate (2a)           | 1-0-0/1-0-0  |
| Pat O'Leary (0/3)      | 1/6/01 at UAA (1g, 1a)              | 0-0-0/3-0-0  |
| Matt DeMarchi (0/3)    | 2/16/01 vs. C.C. (2a)               | 0-0-0/3-0-0  |
| Mark Nenovich (0/1)    | 12/29/99 vs. Harvard (1g, 1a)       | 0-0-0/1-0-0  |

## Multiple-Goal Games (season/career)

| Player (Games)       | Last Time                 | Record      |
|----------------------|---------------------------|-------------|
| John Pohl (3/9)      | 11/9/01 vs. MSU-M (2g)    | 3-0-0/9-0-0 |
| Jeff Taffe (3/4)     | 11/2/01 at MTU (2g)       | 3-0-0/3-1-0 |
| Troy Riddle (2/4)    | 10/26/01 vs. Colgate (2g) | 2-0-0/4-0-0 |
| Jordan Leopold (2/5) | 11/9/01 vs. MSU-M (2g)    | 2-0-0/3-2-0 |
| Grant Potulny (1/4)  | 10/27/01 vs. Colgate (2g) | 1-0-0/4-0-0 |
| Nick Anthony (1/1)   | 10/26/01 vs. Colgate (2g) | 1-0-0/1-0-0 |
| Matt Koalska (1/1)   | 10/27/01 vs. Colgate (2g) | 1-0-0/1-0-0 |
| Pat O'Leary (0/2)    | 12/30/00 vs. LSSU (2g)    | 0-0-0/2-0-0 |
| Erik Wendell (0/1)   | 2/2/01 at MTU (2g)        | 0-0-0/1-0-0 |

## Leopold Watch

### POINTS BY A DEFENSESMAN

| Rk. | Player         | Pts. | Years   |
|-----|----------------|------|---------|
| 1.  | Todd Richards  | 158  | 1985-89 |
| 7.  | Tony Kellin    | 112  | 1982-86 |
|     | Jordan Leopold | 112  | 1998-   |

### GOALS BY A DEFENSESMAN

| Rk. | Player         | Goals | Years   |
|-----|----------------|-------|---------|
| 1.  | Mike Crowley   | 37    | 1994-97 |
| 5.  | Reed Larson    | 34    | 1973-77 |
| 6.  | Jordan Leopold | 33    | 1998-   |

### ASSISTS BY A DEFENSESMAN

| Rk. | Player         | Assists | Years   |
|-----|----------------|---------|---------|
| 1.  | Todd Richards  | 128     | 1985-89 |
| 9.  | Joe Micheletti | 81      | 1973-77 |
| 10. | Jordan Leopold | 79      | 1998-   |

## Stats By Class

|               | G-A--Pts  | P/M   | PP | SH | GW |
|---------------|-----------|-------|----|----|----|
| Senior (6)    | 20-32--52 | 24/48 | 11 | 1  | 1  |
| Junior (4)    | 13-10--23 | 15/30 | 4  | 0  | 3  |
| Sophomore (6) | 19-34--53 | 19/38 | 6  | 2  | 2  |
| Freshman (7)  | 7-19--26  | 13/26 | 1  | 2  | 2  |



## Month-By-Month

| No. | Player            | Oct.              | Nov.               | Dec. | Jan. | Feb. | March | Total             |
|-----|-------------------|-------------------|--------------------|------|------|------|-------|-------------------|
| 1   | Adam Hauser       | 2-0-0, 2.14, .891 | 2-0-1, 2.50, .904  |      |      |      |       | 4-0-1, 2.34, .899 |
| 2   | Mark Nenovich     | 0-0-0 (2)         | 0-1--1 (3)         |      |      |      |       | 0-1--1 (5)        |
| 3   | Jordan Leopold    | 4-4--8 (5)        | 4-4--8 (4)         |      |      |      |       | 8-8--16 (9)       |
| 5   | Jon Waibel        | 1-0--1 (5)        | 0-1--1 (4)         |      |      |      |       | 1-1--2 (9)        |
| 6   | Judd Stevens      | 0-4--4 (5)        | 0-3--3 (4)         |      |      |      |       | 0-7--7 (9)        |
| 9   | John Pohl         | 4-9--13 (5)       | 4-4--8 (4)         |      |      |      |       | 8-13--20 (9)      |
| 10  | Paul Martin       | 2-8--10 (5)       | 1-5--6 (4)         |      |      |      |       | 3-13--16 (9)      |
| 11  | Erik Wendell      | 1-4--5 (5)        | 1-0--1 (4)         |      |      |      |       | 2-4--6 (9)        |
| 13  | Keith Ballard     | 2-4--6 (5)        | 1-1--2 (4)         |      |      |      |       | 3-5--8 (9)        |
| 14  | Chad Roberg       | 0-0--0 (0)        | 0-0--0 (0)         |      |      |      |       | 0-0--0 (0)        |
| 15  | Mike Erickson     | 1-2--3 (4)        | 0-0--0 (3)         |      |      |      |       | 1-2--3 (7)        |
| 16  | Nick Anthony      | 2-2--4 (5)        | 1-1--2 (2)         |      |      |      |       | 3-3--6 (7)        |
| 17  | Garrett Smaagaard | 0-1--1 (3)        | 0-0--0 (3)         |      |      |      |       | 0-1--1 (6)        |
| 18  | Grant Potulny     | 2-2--4 (4)        | 1-3--4 (4)         |      |      |      |       | 3-5--8 (8)        |
| 19  | Matt DeMarchi     | 0-0--0 (1)        | 0-0--0 (1)         |      |      |      |       | 0-0--0 (2)        |
| 20  | Joey Martin       | 0-1--1 (2)        | 0-0--0 (0)         |      |      |      |       | 0-1--1 (2)        |
| 21  | Troy Riddle       | 5-3--8 (5)        | 2-2--4 (4)         |      |      |      |       | 7-5--12 (9)       |
| 22  | Jeff Taffe        | 6-5--11 (5)       | 4-2--6 (4)         |      |      |      |       | 10-7--17 (9)      |
| 24  | Matt Koalska      | 4-6--10 (5)       | 1-3--4 (4)         |      |      |      |       | 5-9--14 (9)       |
| 25  | Pat O'Leary       | 2-0--2 (4)        | 0-0--0 (4)         |      |      |      |       | 2-0--2 (8)        |
| 26  | Nick Angell       | 0-3--3 (5)        | 0-3--3 (4)         |      |      |      |       | 0-6--6 (9)        |
| 27  | Barry Tallackson  | 2-2--4 (5)        | 0-0--0 (4)         |      |      |      |       | 2-2--4 (9)        |
| 28  | Brett MacKinnon   | 0-1--1 (1)        | 0-0--0 (0)         |      |      |      |       | 0-1--1 (1)        |
| 29  | Jake Fleming      | 0-1--1 (4)        | 1-0--1 (4)         |      |      |      |       | 1-1--2 (8)        |
| 31  | Travis Weber      | 2-0-0, 1.80, .917 | 0-0-0, 14.05, .692 |      |      |      |       | 2-0-0, 3.59, .857 |
| 33  | Justin Johnson    | 1-0-0, 0.00, 1.00 | 1-0-0, 1.00, .939  |      |      |      |       | 2-0-0, 1.00, .967 |

## Last Meeting...

|                                |                         |          |
|--------------------------------|-------------------------|----------|
| <b>GAME 34</b>                 | <b>MINNESOTA-DULUTH</b> | <b>5</b> |
| Feb. 23, 2001<br>Duluth, Minn. | <b>MINNESOTA</b>        | <b>4</b> |

| Scoring          | 1 | 2 | 3 | OT | F |
|------------------|---|---|---|----|---|
| Minnesota        | 1 | 1 | 2 | 0  | 4 |
| Minnesota-Duluth | 1 | 2 | 1 | 1  | 5 |

1ST PERIOD — UMD: Anderson (Nelson, Geisler), 10:05; Minn: Westrum (unassisted).

2ND PERIOD — UMD: Nelson (Geisler), 8:41, shg; Minn: Miskovich (P. Martin, Taffe), 9:32, ppg; UMD: Carlson (Mathias, Kolar), 14:28.

3RD PERIOD — Minn: O'Leary (Senden, Koalska), 8:18; Minn: Paul Martin (Mills), 12:49; UMD: Mathias (Geisler, Nelson), 17:23.

OVERTIME — UMD: Anderson (Nelson), 1:54

**Shots on Goal:** Minnesota: 11-13-8-0--32; Minnesota-Duluth: 14-13-11-1--38

**Power Plays:** Minnesota: 1-3; Minnesota-Duluth: 0-4

**Goalies:** Minnesota: Hauser (38 shots, 33 sv); Minnesota-Duluth: Anderson (32 shots, 28 sv).

**Penalties:** Minnesota: 8-16; Minnesota-Duluth: 7-14

**Att:** 5,378

|                                |                         |          |
|--------------------------------|-------------------------|----------|
| <b>GAME 35</b>                 | <b>MINNESOTA</b>        | <b>4</b> |
| Feb. 24, 2001<br>Duluth, Minn. | <b>MINNESOTA-DULUTH</b> | <b>0</b> |

| Scoring          | 1 | 2 | 3 | OT | F |
|------------------|---|---|---|----|---|
| Minnesota        | 2 | 2 | 0 | -  | 4 |
| Minnesota-Duluth | 0 | 0 | 0 | -  | 0 |

1ST PERIOD — Minn: Koalska (P. Martin, Riddle), 7:48, ppg; Minn: Leopold (unassisted), 16:25.

2ND PERIOD — Minn: Westrum (Pohl, P. Martin), 11:20; Minn: Taffe (Riddle, Miskovich), 18:01.

3RD PERIOD — No Scoring.

**Shots on Goal:** Minnesota: 13-22-14--49; Minnesota-Duluth: 10-8-5--23

**Power Plays:** Minnesota: 1-10; Minnesota-Duluth: 0-8

**Goalies:** Minnesota: Hauser (23 shots, 23 sv); Minnesota-Duluth: Anderson (31 shots, 27 sv), Coole (14 shots, 14 sv).

**Penalties:** Minnesota: 19-46; Minnesota-Duluth: 21-50

**Att:** 5,392

## 2001-02 Minnesota Schedule/Results

| <u>Date</u> | <u>Opponent</u>           | <u>Result</u> | <u>MN/OPP</u><br><u>Shots</u> | <u>MN/OPP</u><br><u>Power-Play</u> | <u>MN/OPP</u><br><u>Penalties</u> | <u>Goaltender</u> | <u>Attend.</u> |
|-------------|---------------------------|---------------|-------------------------------|------------------------------------|-----------------------------------|-------------------|----------------|
| 10/5        | at North Dakota## (FSN)   | W 7-5         | 40-22                         | 1-4/1-3                            | 6-12/7-14                         | Weber (1-0-0)     | 11,690         |
| 10/19       | BEMIDJI STATE## (FSN)     | W 7-2         | 31-22                         | 5-7/1-5                            | 5-10/7-14                         | Weber (2-0-0)     | 9,569          |
| 10/20       | BEMIDJI STATE# (KSTC)     | W 7-1         | 46-20                         | 3-5/0-4                            | 5-10/6-12                         | Hauser (1-0-0)    | 9,562          |
| 10/26       | COLGATE# (FSN)            | W 8-0         | 36-18                         | 3-7/0-5                            | 10-20/12-24                       | Hauser (2-0-0)    | 9,684          |
| 10/27       | COLGATE## (KSTC)          | W 9-0         | 38-28                         | 2-5/0-5                            | 10-20/10-20                       | Johnson (1-0-0)   | 9,730          |
| 11/2        | at Michigan Tech*         | W 7-3         | 43-27                         | 1-6/0-3                            | 6-12/9-18                         | Hauser (3-0-0)    | 2,555          |
| 11/3        | at Michigan Tech          | T 5-5 (ot)    | 41-32                         | 3-8/1-8                            | 10-20/10-20                       | Hauser (3-0-1)    | 2,545          |
| 11/9        | MSU, MANKATO (FSN)        | W 5-3         | 32-27                         | 3-8/2-10                           | 11-22/9-18                        | Hauser (4-0-1)    | 9,804          |
| 11/10       | MSU, MANKATO (KSTC)       | W 4-2         | 52-33                         | 1-6/2-5                            | 8-16/9-18                         | Johnson (2-0-0)   | 9,871          |
| 11/16       | MINN.-DULUTH* (FSN)       |               |                               |                                    |                                   |                   |                |
| 11/17       | MINN.-DULUTH (KSTC)       |               |                               |                                    |                                   |                   |                |
| 11/23       | at Michigan# (FSN)        |               |                               |                                    |                                   |                   |                |
| 11/25       | at Michigan State##       |               |                               |                                    |                                   |                   |                |
| 11/30       | ST. CLOUD STATE (FSN)     |               |                               |                                    |                                   |                   |                |
| 12/1        | St. Cloud State (FSN)     |               |                               |                                    |                                   |                   |                |
| 12/7        | at Denver* (FSN)          |               |                               |                                    |                                   |                   |                |
| 12/8        | at Denver (KSTC)          |               |                               |                                    |                                   |                   |                |
| 12/28       | FERRIS STATE## (KSTC)     |               |                               |                                    |                                   |                   |                |
| 12/29       | MARIUCCI CLASSIC##        |               |                               |                                    |                                   |                   |                |
| 1/5         | NORTH DAKOTA (FSN)        |               |                               |                                    |                                   |                   |                |
| 1/6         | NORTH DAKOTA* (KSTC)      |               |                               |                                    |                                   |                   |                |
| 1/11        | at Wisconsin* (FSN)       |               |                               |                                    |                                   |                   |                |
| 1/12        | at Wisconsin (FSN)        |               |                               |                                    |                                   |                   |                |
| 1/18        | at Alaska Anchorage       |               |                               |                                    |                                   |                   |                |
| 1/19        | at Alaska Anchorage       |               |                               |                                    |                                   |                   |                |
| 1/25        | DENVER (FSN)              |               |                               |                                    |                                   |                   |                |
| 1/26        | DENVER (FSN)              |               |                               |                                    |                                   |                   |                |
| 1/28        | FRENCH OLYMPIC^           |               |                               |                                    |                                   |                   |                |
| 2/1         | at Minnesota-Duluth (FSN) |               |                               |                                    |                                   |                   |                |
| 2/2         | at Minnesota-Duluth (FSN) |               |                               |                                    |                                   |                   |                |
| 2/8         | at North Dakota* (FSN)    |               |                               |                                    |                                   |                   |                |
| 2/9         | at North Dakota (FSN)     |               |                               |                                    |                                   |                   |                |
| 2/15        | COLORADO COLLEGE (FSN)    |               |                               |                                    |                                   |                   |                |
| 2/16        | COLORADO COLLEGE (FSN)    |               |                               |                                    |                                   |                   |                |
| 2/22        | WISCONSIN (FSN)           |               |                               |                                    |                                   |                   |                |
| 2/23        | WISCONSIN (FSN)           |               |                               |                                    |                                   |                   |                |
| 3/1         | at St. Cloud State (FSN)  |               |                               |                                    |                                   |                   |                |
| 3/2         | ST. CLOUD STATE* (FSN)    |               |                               |                                    |                                   |                   |                |
| 3/8-10      | WCHA First Round          |               |                               |                                    |                                   |                   |                |
| 3/14-16     | WCHA Final Five           |               |                               |                                    |                                   |                   |                |
| 3/22-24     | NCAA Regionals            |               |                               |                                    |                                   |                   |                |
| 4/4         | NCAA Semifinals           |               |                               |                                    |                                   |                   |                |
| 4/6         | NCAA Finals               |               |                               |                                    |                                   |                   |                |

#Non-Conference

^ Exhibition

\* Game can be heard on KDOW AM 950 (All others on WCCO AM 830)

**The Automated ScoreBook**  
**Minnesota Combined Team Statistics (as of Nov 11, 2001)**  
**All games**

| DATE          | OPPONENT         | W/L  | SCORE | ATTEND | RECORD:             | OVERALL    | HOME       | AWAY       | NEUTRAL    |
|---------------|------------------|------|-------|--------|---------------------|------------|------------|------------|------------|
| Oct 05, 2001  | at North Dakota  | W    | 7-5   | 11690  | ALL GAMES.....      | ( 8- 0- 1) | ( 6- 0- 0) | ( 2- 0- 1) | ( 0- 0- 0) |
| Oct 19, 2001  | BEMIDJI STATE    | W    | 7-2   | 9569   | CONFERENCE.....     | ( 3- 0- 1) | ( 2- 0- 0) | ( 1- 0- 1) | ( 0- 0- 0) |
| Oct 20, 2001  | BEMIDJI STATE    | W    | 7-1   | 9562   | NON-CONFERENCE..... | ( 5- 0- 0) | ( 4- 0- 0) | ( 1- 0- 0) | ( 0- 0- 0) |
| Oct 26, 2001  | COLGATE          | W    | 8-0   | 9684   |                     |            |            |            |            |
| Oct 27, 2001  | COLGATE          | W    | 9-0   | 9730   |                     |            |            |            |            |
| *Nov 02, 2001 | at Michigan Tech | W    | 7-3   | 2555   |                     |            |            |            |            |
| *Nov 03, 2001 | at Michigan Tech | T OT | 5-5   | 2545   |                     |            |            |            |            |
| *Nov 09, 2001 | MSU, MANKATO     | W    | 5-3   | 9804   |                     |            |            |            |            |
| *Nov 10, 2001 | MSU, MANKATO     | W    | 4-2   | 9871   |                     |            |            |            |            |

\* denotes conference game

| TEAM STATISTICS           | MINN    | OPP     |
|---------------------------|---------|---------|
| SHOT STATISTICS.....      |         |         |
| Goals-Shot attempts.....  | 59-359  | 21-229  |
| Shot pct.....             | .164    | .092    |
| Goals/Game.....           | 6.6     | 2.3     |
| Shots/Game.....           | 39.9    | 25.4    |
| POWER PLAYS.....          |         |         |
| Goals-Power Plays.....    | 22-54   | 7-48    |
| Conversion Percent.....   | .407    | .146    |
| Shot Attempts.....        | 94      | 51      |
| Shot Percent.....         | .234    | .137    |
| SHORT-HANDED.....         |         |         |
| Goals-Shot attempts.....  | 5-19    | 0-13    |
| Shot Percent.....         | .263    | .000    |
| GOAL BREAKDOWN.....       |         |         |
| Power Play.....           | 22      | 7       |
| Short-handed.....         | 5       | 0       |
| Empty net.....            | 1       | 0       |
| Penalty.....              | 0       | 0       |
| Unassisted.....           | 2       | 2       |
| Overtime.....             | 0       | 0       |
| Shootout.....             | 0       | 0       |
| Delayed Penalty.....      | 1       | 0       |
| PENALTIES.....            |         |         |
| Number.....               | 71      | 79      |
| Minutes.....              | 142     | 158     |
| Penalties/Game.....       | 7.9     | 8.8     |
| Pen minutes/Game.....     | 15.8    | 17.6    |
| FACEOFFS (W-L).....       | 380-261 | 261-380 |
| Faceoff W-L Pct.....      | .593    | .407    |
| SHOOTOUTS (Made-Att)..... | 0-0     | 0-0     |

| ## INDIVIDUAL (by pts) | GP | SHOTS |    |     |       | Pct  | --PEN-- | GOALS  |    |
|------------------------|----|-------|----|-----|-------|------|---------|--------|----|
|                        |    | G     | A  | Pts | Shots |      |         | No-Min | PP |
| 9 POHL, John           | 9  | 8     | 13 | 21  | 18    | .444 | 1-2     | 6      | 0  |
| 22 TAFPE, Jeff         | 9  | 10    | 7  | 17  | 41    | .244 | 9-18    | 4      | 0  |
| 3 LEOPOLD, Jordan      | 9  | 8     | 8  | 16  | 45    | .178 | 4-8     | 4      | 1  |
| 10 MARTIN, Paul        | 9  | 3     | 13 | 16  | 12    | .250 | 4-8     | 2      | 0  |
| 24 KOALSKA, Matt       | 9  | 5     | 9  | 14  | 26    | .192 | 2-4     | 0      | 1  |
| 21 RIDDLE, Troy        | 9  | 7     | 5  | 12  | 32    | .219 | 5-10    | 3      | 1  |
| 13 BALLARD, Keith      | 9  | 3     | 5  | 8   | 36    | .083 | 3-6     | 0      | 1  |
| 18 POTULNY, Grant      | 8  | 3     | 5  | 8   | 17    | .176 | 4-8     | 1      | 0  |
| 6 STEVENS, Judd        | 9  | 0     | 7  | 7   | 16    | .000 | 0-0     | 0      | 0  |
| 16 ANTHONY, Nick       | 7  | 3     | 3  | 6   | 7     | .429 | 2-4     | 0      | 0  |
| 11 WENDELL, Erik       | 9  | 2     | 4  | 6   | 27    | .074 | 6-12    | 1      | 0  |
| 26 ANGELL, Nick        | 9  | 0     | 6  | 6   | 16    | .000 | 9-18    | 0      | 0  |
| 27 TALLACKSON, Barry   | 9  | 2     | 2  | 4   | 15    | .133 | 7-14    | 1      | 0  |
| 15 ERICKSON, Mike      | 7  | 1     | 2  | 3   | 3     | .333 | 1-2     | 0      | 0  |
| 25 O'LEARY, Pat        | 8  | 2     | 0  | 2   | 13    | .154 | 2-4     | 0      | 0  |
| 29 FLEMING, Jake       | 8  | 1     | 1  | 2   | 15    | .067 | 1-2     | 0      | 1  |
| 5 WAIBEL, Jon          | 9  | 1     | 1  | 2   | 12    | .083 | 3-6     | 0      | 0  |
| 1 HAUSER, Adam         | 6  | 0     | 1  | 1   | 0     | .000 | 0-0     | 0      | 0  |
| 28 MacKINNON, Brett    | 1  | 0     | 1  | 1   | 0     | .000 | 0-0     | 0      | 0  |
| 20 MARTIN, Joey        | 2  | 0     | 1  | 1   | 1     | .000 | 1-2     | 0      | 0  |
| 2 NENOVICH, Mark       | 5  | 0     | 1  | 1   | 2     | .000 | 2-4     | 0      | 0  |
| 17 SMAAGAARD, Garrett  | 6  | 0     | 1  | 1   | 4     | .000 | 1-2     | 0      | 0  |
| 19 DemARCHI, Matt      | 2  | 0     | 0  | 0   | 1     | .000 | 4-8     | 0      | 0  |
| Total.....             | 9  | 59    | 96 | 155 | 359   | .164 | 71-142  | 22     | 5  |
| Opponents.....         | 9  | 21    | 34 | 55  | 229   | .092 | 79-158  | 7      | 0  |

| ## GOALTENDERS     | GP | ---GOAL AVERAGE--- |    |    | -SAVES- |      | W    | L | T |     |
|--------------------|----|--------------------|----|----|---------|------|------|---|---|-----|
|                    |    | Time               | GA | EN | Avg     | Save |      |   |   | Pct |
| 33 JOHNSON, Justin | 2  | 120:00             | 2  | 0  | 1.00    | 59   | .967 | 2 | 0 | 0   |
| 1 HAUSER, Adam     | 6  | 307:55             | 12 | 0  | 2.34    | 107  | .899 | 4 | 0 | 1   |
| 31 WEBER, Travis   | 4  | 117:05             | 7  | 0  | 3.59    | 42   | .857 | 2 | 0 | 0   |
| Total.....         | 9  | 545:00             | 21 | 0  | 2.31    | 208  | .908 | 8 | 0 | 1   |
| Opponents.....     | 9  | 545:00             | 59 | 1  | 6.50    | 300  | .838 | 0 | 8 | 1   |

| ATTENDANCE SUMMARY      | MINN   | OPP    |
|-------------------------|--------|--------|
| Total.....              | 58220  | 16790  |
| Dates/Avg Per Date..... | 6/9703 | 3/5597 |
| Neutral Site #/Avg..... | 0/0    |        |

| GOALS BY PERIOD | 1  | 2  | 3  | OT | Total |
|-----------------|----|----|----|----|-------|
| Minnesota.....  | 19 | 22 | 18 | 0  | 59    |
| Opponents.....  | 14 | 4  | 3  | 0  | 21    |

| SHOTS BY PERIOD | 1   | 2   | 3   | OT | Total |
|-----------------|-----|-----|-----|----|-------|
| Minnesota.....  | 120 | 127 | 110 | 2  | 359   |
| Opponents.....  | 76  | 74  | 79  | 0  | 229   |

| SAVES BY PERIOD | 1   | 2   | 3  | OT | Total |
|-----------------|-----|-----|----|----|-------|
| Minnesota.....  | 62  | 70  | 76 | 0  | 208   |
| Opponents.....  | 101 | 105 | 92 | 2  | 300   |


**The Automated ScoreBook**  
**Minnesota Overall Individual Statistics (as of Nov 11, 2001)**  
**All games**

**Overall: 8-0-1 Conf: 3-0-1 Home: 6-0-0 Away: 2-0-1 Neut: 0-0-0**


| ## Name               | -----SHOTS----- |    |    |     |       |      | -----PENALTIES----- |     |     |     | -----GOALS----- |    |    |    |     |    |    |    |    |  |
|-----------------------|-----------------|----|----|-----|-------|------|---------------------|-----|-----|-----|-----------------|----|----|----|-----|----|----|----|----|--|
|                       | GP              | G  | A  | Pts | Shots | Pct  | No-Min              | Min | Maj | Oth | PP              | SH | FG | GW | GTG | OT | HT | PN | UA |  |
| 9 POHL, John          | 9               | 8  | 13 | 21  | 18    | .444 | 1-2                 | 1   | 0   | 0   | 6               | 0  | 1  | 0  | 0   | 0  | 0  | 0  | 0  |  |
| 22 TAFFE, Jeff        | 9               | 10 | 7  | 17  | 41    | .244 | 9-18                | 9   | 0   | 0   | 4               | 0  | 2  | 3  | 0   | 0  | 0  | 0  | 0  |  |
| 3 LEOPOLD, Jordan     | 9               | 8  | 8  | 16  | 45    | .178 | 4-8                 | 4   | 0   | 0   | 4               | 1  | 0  | 1  | 1   | 0  | 0  | 0  | 1  |  |
| 10 MARTIN, Paul       | 9               | 3  | 13 | 16  | 12    | .250 | 4-8                 | 4   | 0   | 0   | 2               | 0  | 0  | 0  | 0   | 0  | 0  | 0  | 0  |  |
| 24 KOALSKA, Matt      | 9               | 5  | 9  | 14  | 26    | .192 | 2-4                 | 2   | 0   | 0   | 0               | 1  | 0  | 0  | 0   | 0  | 0  | 0  | 0  |  |
| 21 RIDDLE, Troy       | 9               | 7  | 5  | 12  | 32    | .219 | 5-10                | 5   | 0   | 0   | 3               | 1  | 0  | 1  | 0   | 0  | 0  | 0  | 1  |  |
| 13 BALLARD, Keith     | 9               | 3  | 5  | 8   | 36    | .083 | 3-6                 | 3   | 0   | 0   | 0               | 1  | 1  | 2  | 0   | 0  | 0  | 0  | 0  |  |
| 18 POTULNY, Grant     | 8               | 3  | 5  | 8   | 17    | .176 | 4-8                 | 4   | 0   | 0   | 1               | 0  | 0  | 0  | 0   | 0  | 0  | 0  | 0  |  |
| 6 STEVENS, Judd       | 9               | 0  | 7  | 7   | 16    | .000 | 0-0                 | 0   | 0   | 0   | 0               | 0  | 0  | 0  | 0   | 0  | 0  | 0  | 0  |  |
| 16 ANTHONY, Nick      | 7               | 3  | 3  | 6   | 7     | .429 | 2-4                 | 2   | 0   | 0   | 0               | 0  | 0  | 0  | 0   | 0  | 0  | 0  | 0  |  |
| 11 WENDELL, Erik      | 9               | 2  | 4  | 6   | 27    | .074 | 6-12                | 6   | 0   | 0   | 1               | 0  | 1  | 0  | 0   | 0  | 0  | 0  | 0  |  |
| 26 ANGELL, Nick       | 9               | 0  | 6  | 6   | 16    | .000 | 9-18                | 9   | 0   | 0   | 0               | 0  | 0  | 0  | 0   | 0  | 0  | 0  | 0  |  |
| 27 TALLACKSON, Barry  | 9               | 2  | 2  | 4   | 15    | .133 | 7-14                | 7   | 0   | 0   | 1               | 0  | 0  | 0  | 0   | 0  | 0  | 0  | 0  |  |
| 15 ERICKSON, Mike     | 7               | 1  | 2  | 3   | 3     | .333 | 1-2                 | 1   | 0   | 0   | 0               | 0  | 0  | 0  | 0   | 0  | 0  | 0  | 0  |  |
| 25 O'LEARY, Pat       | 8               | 2  | 0  | 2   | 13    | .154 | 2-4                 | 2   | 0   | 0   | 0               | 0  | 0  | 0  | 0   | 0  | 0  | 0  | 0  |  |
| 29 FLEMING, Jake      | 8               | 1  | 1  | 2   | 15    | .067 | 1-2                 | 1   | 0   | 0   | 0               | 1  | 0  | 0  | 0   | 0  | 0  | 0  | 0  |  |
| 5 WAIBEL, Jon         | 9               | 1  | 1  | 2   | 12    | .083 | 3-6                 | 3   | 0   | 0   | 0               | 0  | 0  | 1  | 0   | 0  | 0  | 0  | 0  |  |
| 1 HAUSER, Adam        | 6               | 0  | 1  | 1   | 0     | .000 | 0-0                 | 0   | 0   | 0   | 0               | 0  | 0  | 0  | 0   | 0  | 0  | 0  | 0  |  |
| 28 MacKINNON, Brett   | 1               | 0  | 1  | 1   | 0     | .000 | 0-0                 | 0   | 0   | 0   | 0               | 0  | 0  | 0  | 0   | 0  | 0  | 0  | 0  |  |
| 20 MARTIN, Joey       | 2               | 0  | 1  | 1   | 1     | .000 | 1-2                 | 1   | 0   | 0   | 0               | 0  | 0  | 0  | 0   | 0  | 0  | 0  | 0  |  |
| 2 NENOVICH, Mark      | 5               | 0  | 1  | 1   | 2     | .000 | 2-4                 | 2   | 0   | 0   | 0               | 0  | 0  | 0  | 0   | 0  | 0  | 0  | 0  |  |
| 17 SMAAGAARD, Garrett | 6               | 0  | 1  | 1   | 4     | .000 | 1-2                 | 1   | 0   | 0   | 0               | 0  | 0  | 0  | 0   | 0  | 0  | 0  | 0  |  |
| 19 DeMARCHI, Matt     | 2               | 0  | 0  | 0   | 1     | .000 | 4-8                 | 4   | 0   | 0   | 0               | 0  | 0  | 0  | 0   | 0  | 0  | 0  | 0  |  |
| Total.....            | 9               | 59 | 96 | 155 | 359   | .164 | 71-142              | 71  | 0   | 0   | 22              | 5  | 5  | 8  | 1   | 0  | 0  | 0  | 2  |  |
| Opponents.....        | 9               | 21 | 34 | 55  | 229   | .092 | 79-158              | 79  | 0   | 0   | 7               | 0  | 4  | 0  | 0   | 0  | 1  | 0  | 2  |  |

| ## Name            | ---GOAL AVERAGE--- |         |    |      | --SAVES-- |      | ---RECORD--- |   |   | ---GOALS--- |    |    |    |     |     |
|--------------------|--------------------|---------|----|------|-----------|------|--------------|---|---|-------------|----|----|----|-----|-----|
|                    | GP-GS              | Minutes | GA | Avg  | Saves     | Pct  | W            | L | T | Sho         | PP | SH | EN | PEN | SOG |
| 33 JOHNSON, Justin | 2-2                | 120:00  | 2  | 1.00 | 59        | .967 | 2            | 0 | 0 | 1           | 2  | 0  | 0  | 0   | 0   |
| 1 HAUSER, Adam     | 6-5                | 307:55  | 12 | 2.34 | 107       | .899 | 4            | 0 | 1 | 1           | 3  | 0  | 0  | 0   | 0   |
| 31 WEBER, Travis   | 4-2                | 117:05  | 7  | 3.59 | 42        | .857 | 2            | 0 | 0 | 0           | 2  | 0  | 0  | 0   | 0   |
| Total.....         | 9-0                | 545:00  | 21 | 2.31 | 208       | .908 | 8            | 0 | 1 | 2           | 7  | 0  | 0  | 0   | 0   |
| Opponents.....     | 9-0                | 545:00  | 59 | 6.50 | 300       | .838 | 0            | 8 | 1 | 0           | 22 | 5  | 1  | 0   | 0   |

MHO  
QH65L



# GOLDEN GOPHER HOCKEY



## WEEKLY RELEASE November 27, 2001

### SCHEDULE/RESULTS

|             |                         |        |
|-------------|-------------------------|--------|
| Oct. 5      | at North Dakota%        | W 7-5  |
| Oct. 19     | BEMIDJI STATE*          | W 7-2  |
| Oct. 20     | BEMIDJI STATE           | W 7-1  |
| Oct. 26     | COLGATE                 | W 8-0  |
| Oct. 27     | COLGATE*                | W 9-0  |
| Nov. 2      | at Michigan Tech*       | W 7-3  |
| Nov. 3      | at Michigan Tech        | T 5-5  |
| Nov. 9      | MSU, MANKATO            | W 5-3  |
| Nov. 10     | MSU, MANKATO            | W 4-2  |
| Nov. 16     | MINN.-DULUTH*           | W 5-1  |
| Nov. 17     | MINN.-DULUTH            | W 5-3  |
| Nov. 23     | Michigan#               | W 5-2  |
| Nov. 25     | at Michigan State#*     | T 4-4  |
| Nov. 30     | ST. CLOUD STATE         | 7:05   |
| Dec. 1      | at St. Cloud State      | 7:05   |
| Dec. 7      | at Denver*              | 8:05   |
| Dec. 8      | at Denver               | 8:05   |
| Dec. 28     | MARIUCCI CLASSIC#*      |        |
|             | vs. Ferris State        | 7:05   |
| Dec. 29     | MARIUCCI CLASSIC#*      |        |
|             | vs. W. Mich./Providence | 4/7:05 |
| Jan. 5      | NORTH DAKOTA            | 7:05   |
| Jan. 6      | NORTH DAKOTA*           | 7:05   |
| Jan. 11     | at Wisconsin*           | 7:05   |
| Jan. 12     | at Wisconsin            | 7:05   |
| Jan. 18     | at Alaska Anchorage     | 10:05  |
| Jan. 19     | at Alaska Anchorage     | 10:05  |
| Jan. 25     | DENVER                  | 7:05   |
| Jan. 26     | DENVER                  | 7:05   |
| Jan. 28     | FRENCH OLYMPIC\$        | 7:05   |
| Feb. 1      | at Minnesota-Duluth     | 7:05   |
| Feb. 2      | at Minnesota-Duluth     | 7:05   |
| Feb. 8      | at North Dakota*        | 7:35   |
| Feb. 9      | at North Dakota         | 7:35   |
| Feb. 15     | COLORADO COLL.          | 7:05   |
| Feb. 16     | COLORADO COLL.          | 7:05   |
| Feb. 22     | WISCONSIN               | 7:05   |
| Feb. 23     | WISCONSIN               | 7:05   |
| March 1     | at St. Cloud State      | 7:05   |
| March 2     | ST. CLOUD STATE*        | 7:05   |
| March 8-10  | WCHA First Round        |        |
| March 14-16 | WCHA Final Five         |        |
| March 22-24 | NCAA Regional           |        |
| April 4-6   | NCAA Frozen Four^       |        |

% - Hall of Fame Game  
\$ - exhibition game  
# - non-conference game  
^ - Xcel Energy Center, St. Paul, Minn.  
all game times are Central  
game times are subject to change  
\* - Game heard on KDOW 950-AM  
(all others heard on WCCO 830-AM)

### UP NEXT...

#2 ST. CLOUD STATE (10-1-0, 9-1-0) vs.

#1 MINNESOTA (11-0-2, 5-0-1)

Mariucci Arena (10,000) / National Hockey Center (5,763)

7:05 p.m. • Friday, Nov. 30, 2001 • Minneapolis

7:05 p.m. • Saturday, Dec. 1, 2001 • St. Cloud

**The Series vs. St. Cloud State:** Minnesota leads the all-time series vs. St. Cloud State by a 27-16-6 advantage (.612). The Huskies are 7-2-1 in the last 10 meetings, including three straight victories. The two teams first met on Oct. 12, 1990 and dueled to a 3-3 tie. Minnesota followed that tie with 10 consecutive victories.

**Last Meeting:** St. Cloud State defeated Minnesota 3-0 in the semi-finals of the WCHA Final Five last March at the Xcel Energy Center in St. Paul, Minn. The Golden Gophers were held scoreless on their nine power-play opportunities as SCSU's Scott Meyer stopped all 23 shots he faced. Tyler Arnason had a goal and two assists in the win. St. Cloud State went on to defeat North Dakota in the championship game.

**Hauser vs. the Huskies:** Senior goaltender Adam Hauser is 4-5-3 in his career against St. Cloud State. He owns a 3.16 goals-against-average and an .893 saves percentage. Two of his eight career shutouts have come against the Huskies.

**About the Huskies:** St. Cloud State returns 19 letterwinners from last year's team which finished second in the WCHA, won the WCHA Final Five and earned a bye in the NCAA Tournament. The Huskies were eliminated by Michigan.

SCSU has three of its top five scorers back from a year ago, including Mark Hartigan and Jon Cullen. In the Huskies' 6-1 win at Mariucci Arena last March, Cullen collected a hat trick in the first period.

St. Cloud State has had to overcome to the loss of All-American goaltender Scott Meyer. The Huskies return a pair of netminders who saw limited action in 2000-01. The pair of Dean Weasler and Jake Moreland were a combined 6-1-0 last year with each recording a shutout.

**Head Coach:** Craig Dahl is in his 15th year as head coach of St. Cloud State. He owns a career record of 271-244-38 (.524) with the Huskies. Overall, he is in his 21st year as head coach and has a record of 347-331-40 (.511).

### Series Information

Minnesota leads 27-16-6  
First meeting - 10/12/90, T 3-3  
Last meeting - 3/16/01, SCSU 3-0  
'00s - SCSU 6-2-0  
90s - MN 25-11-6

### Team Comparisons

| Minnesota    |                    | SCSU         |
|--------------|--------------------|--------------|
| 29/76 (.382) | PP                 | 25/76 (.329) |
| 12/39 (.308) | WCHA PP            | 23/68 (.338) |
| 56/68 (.824) | PK                 | 71/79 (.899) |
| 29/36 (.806) | WCHA PK            | 56/62 (.903) |
| 8-0-0        | Home               | 5-1-0        |
| 3-0-2        | Away               | 5-0-0        |
| 6.0          | Goals/Game         | 5.7          |
| 2.4          | Goals Allowed/Game | 1.9          |
| 39.2         | Shots/Game         | 27.9         |
| 8.0          | Penalties/Game     | 9.4          |

### MEDIA INFORMATION

**TV:** Fox Sports North  
- Frank Mazzocco  
play-by-play;  
Doug Woog - color

**RADIO:** WCCO-830 AM  
- Wally Shaver -  
play-by-play;  
Glen Sonmor - color

**INTERVIEWS:** The coaching staff and players are available for interviews on **WEDNESDAYS** by request through the Media Relations office. The Golden Gopher locker room is **CLOSED** to the media at all times.

**ON THE WEB:** Visit [www.gophersports.com](http://www.gophersports.com) on Thursday to hear an audio interview with freshman Barry Tallackson. Click on "Golden Gopher Audio Highlights."

### University of Minnesota Media Relations

Phone: (612) 625-4090  
Fax: (612) 625-0359

Website: [www.gophersports.com](http://www.gophersports.com)

Contact: John Romo  
Phone: (612) 624-7318

E-Mail: [romox001@umn.edu](mailto:romox001@umn.edu)

## 2001-02 Record When...

|                                     |        |
|-------------------------------------|--------|
| Overall Record                      | 11-0-2 |
| WCHA Record                         | 5-0-1  |
| Home Record                         | 8-0-0  |
| Road Record                         | 3-0-2  |
| Neutral Site Record                 | 0-0-0  |
| Last 20 Games (including last year) | 13-5-2 |
| Last 10 Games (including last year) | 8-0-2  |
| Last 5 Games (including last year)  | 4-0-1  |
| Scoring A Power-Play Goal           | 11-0-2 |
| Not Scoring A Power-Play Goal       | 0-0-0  |
| Allowing A Power-Play Goal          | 5-0-2  |
| Not Allowing A Power-Play Goal      | 6-0-0  |
| Scoring A Short-Handed Goal         | 6-0-1  |
| Allowing A Short-Handed Goal        | 0-0-0  |
| 10 Or More Penalties                | 3-0-2  |
| Fewer Than 10 Penalties             | 8-0-0  |
| More Penalties Than Opponent        | 2-0-1  |
| Fewer Penalties Than Opponent       | 6-0-0  |
| Same Amount Of Penalties            | 3-0-1  |
| In One-Goal Games                   | 0-0-0  |
| In Two-Goal Games                   | 4-0-0  |
| In Three-Goal or More Games         | 7-0-0  |
| In Overtime Games                   | 0-0-2  |
| Scoring 4 or More Goals             | 11-0-2 |
| Scoring 3 or Fewer Goals            | 0-0-0  |
| Scoring 3 or More Goals             | 11-0-2 |
| Scoring 2 or Fewer Goals            | 0-0-0  |
| Allowing 4 or More Goals            | 1-0-2  |
| Allowing 3 or Fewer Goals           | 10-0-0 |
| Scoring First Goal Of Game          | 7-0-0  |
| Opponents Score First               | 4-0-2  |
| Leading After One Period            | 7-0-1  |
| Trailing After One Period           | 3-0-1  |
| Tied After One Period               | 1-0-0  |
| Scoring First Goal Of Second Period | 7-0-1  |
| Leading After Two Periods           | 9-0-1  |
| Trailing After Two Periods          | 1-0-1  |
| Tied After Two Periods              | 1-0-0  |
| Scoring First Goal Of Third Period  | 10-0-1 |
| Having 10-19 Shots On Goal          | 0-0-0  |
| Having 20-29 Shots On Goal          | 0-0-0  |
| Having 30-39 Shots On Goal          | 5-0-1  |
| Having 40 or More Shots On Goal     | 6-0-1  |
| Allowing 10-19 Shots On Goal        | 2-0-0  |
| Allowing 20-29 Shots On Goal        | 7-0-1  |
| Allowing 30-39 Shots On Goal        | 2-0-1  |
| Allowing 40 or More Shots On Goal   | 0-0-0  |
| Outshooting Opponent                | 10-0-2 |
| Opponent Outshoots Minnesota        | 1-0-0  |
| Shots Are Even                      | 0-0-0  |
| October                             | 5-0-0  |
| November                            | 6-0-2  |
| December                            | 0-0-0  |
| January                             | 0-0-0  |
| February                            | 0-0-0  |
| March                               | 0-0-0  |
| Tuesdays                            | 0-0-0  |
| Fridays                             | 7-0-0  |
| Saturdays                           | 4-0-1  |
| Sundays                             | 0-0-1  |
| Series Record                       | 3-0-1  |
| Games Following A Win               | 9-0-2  |
| Games Following A Loss              | 0-0-0  |
| Games Following A Tie               | 1-0-0  |

## News & Notes

**Golden Gophers Remain Unbeaten Following College Hockey Showcase:** With matchups looming vs. St. Cloud State and Denver, the Golden Gophers prepared with a win at Michigan and a tie at Michigan State in the College Hockey Showcase. On Friday, Jeff Taffe collected his first career hat trick and Adam Hauser stopped 33 shots in a 5-2 win at Yost Arena in Ann Arbor, Mich. On Sunday in East Lansing, Mich., the Golden Gophers faced a daunting task, defeating a Michigan State team that was 23-0-2 in its last 25 games at Munn Ice Arena. Barry Tallackson's goal with 2:09 to play knotted the game at four and the teams skated to a stalemate in overtime.

**Minnesota is Unanimous Number One:** With a win and tie against two top-10 teams, Minnesota remained number one for the third week in a row in the *USA Today*/American Hockey Magazine Rankings.

The Golden Gophers received all 19 first-place votes, while St. Cloud State moved up to number two following its bye week. After suffering its first defeat of the season against New Hampshire, Denver dropped to number four. Michigan State moved up to three with its win vs. Wisconsin and tie vs. Minnesota. New Hampshire rounds out the top five.

**The Streak:** Minnesota's 11-0-2 record is the best to start a season in over 60 years. In 1939-40, the Golden Gophers ran the table with 18 straight victories. The 13-game unbeaten streak is the third-longest in school history. The 1995-96 team went 18-0-1 from 11/25/95 to 1/27/96. The 1991-92 squad had a 14-game unbeaten streak from 12/21/91 to 2/7/92.

**Head Coach Don Lucia:** Golden Gopher Head Coach Don Lucia has a career coaching record of 337-187-34 (.634) in 14 seasons behind the bench. At Minnesota, he owns a 58-32-6 mark (.635). His teams have won 20 or more games in each of the past nine seasons and have had just one sub-par .500 season in the past 14 years. He has guided his teams to the NCAA Tournament in six of the past seven campaigns. His teams have a 24-18-2 records against St. Cloud State, but just 2-7-1 with the Golden Gophers.

**Road Warriors:** At 3-0-2, Minnesota is off to its best start on the road since 1990-91. That team began the season 6-0-1 on the road. The Golden Gophers have trailed in four of their five road games, but still has a 3-0-2 record in those contests. The Golden Gophers fell behind 1-0 at Michigan State, but rallied for a 4-4 tie last Sunday. Minnesota trailed 4-0 at Michigan Tech earlier in November, but rallied for a 5-5 tie.

**Taffe Named Player of the Week:** With a four-point weekend, junior Jeff Taffe was named WCHA Offensive Player of the Week. He earned his first career hat trick in the 5-2 win at Michigan. He also picked up his fourth game-winning goal of the season. With 13 goals, he has already surpassed his total of 12 from last season.

Taffe is well on his way to surpassing his 35-point total of a year ago. He is the prime candidate to offset the loss of Erik Westrum and his 61 points from a year ago. Taffe leads the nation with 13 goals and four game-winning goals. He has 10 career game-winning goals.

### Career Scoring vs. St. Cloud State

| Player (games)      | G-A--Pts | Notes                            |
|---------------------|----------|----------------------------------|
| Jordan Leopold (15) | 3-8--11  | 2a in 4-3 ot loss on 3/4/00      |
| John Pohl (15)      | 6-4--10  | 1g in 2-0 win on 11/17/00        |
| Nick Angell (14)    | 0-4--4   | 2a on in 4-3 ot loss on 12/10/99 |
| Jeff Taffe (10)     | 2-1--3   | 1g in 4-3 ot loss on 12/10/99    |
| Erik Wendell (11)   | 2-0--2   | first career goal on 10/23/98    |
| Jon Waibel (5)      | 0-2--2   | 1a in 4-3 win on 11/18/00        |
| Nick Anthony (10)   | 1-1--2   | 1g in 4-3 win on 11/18/00        |
| Matt DeMarchi (2)   | 1-0--1   | 1g in 5-2 loss on 3/2/01         |
| Grant Potulny (5)   | 0-1--1   | 1a in 5-2 loss on 3/2/01         |
| Troy Riddle (5)     | 1-0--1   | GWG in 2-0 win on 11/17/00       |

**Leo Leads the Way:** All-American Jordan Leopold moved into a tie for fifth-place all-time among Golden Gopher defenseman with 34 career goals. He also moved into seventh-place all-time with 114 career points. Leopold leads the nation in defenseman scoring and with 18 points, is on pace to match his point total of a year ago when he led the nation.

**More on Leo:** Arguably the top defenseman in the nation, Jordan Leopold surprised many by returning for his senior season. After a dominating junior campaign, Leopold has established himself as a preseason candidate for the Hobey Baker Award. He is one of only two returning Hobey Baker Award finalists from a year ago. After leading the nation in defenseman scoring, Leopold was a first-team All-American and Minnesota's first WCHA Defensive Player of the Year. Of the four first-team All-Americans on defense from last season, Leopold is the lone returnee.

**Truly Offensive:** The Golden Gophers continue to roll offensively. Minnesota has scored four or more goals in all 13 games. That is the longest single-season streak since the 1982-83 team went 18 straight games with four or more goals (11/13/82-1/10/83). Dating back to last season, the Golden Gophers have scored four or more goals in 15 straight games.

**Sweet November:** With a win on Friday vs. St. Cloud State, the Golden Gophers would have their first unbeaten November in over 30 years. The 1967-68 team went 3-0-0 in November. Minnesota is 6-0-2 currently this month.

**Standing Tall:** Senior goaltender Adam Hauser remained unbeaten on the year. On Friday at Michigan, he stopped a season-high 33 shots as he earned his 67th career win. He needs just six more to tie all-time leader Robb Stauber. Hauser is already Minnesota's career leader in minutes played, games played, saves and shutouts.

In league games, he ranks third in the WCHA with a 1.83 goals-against-average and sixth with a .925 saves percentage. Overall, he ranks sixth with a 2.15 goals-against-average and a .910 saves percentage.

In his last six starts at Mariucci Arena, Hauser is 6-0-0 with a 1.33 goals-against-average and a .943 saves percentage.

**What a Relief:** One thing all three goaltenders on the Minnesota roster have in common is each one has been pulled in the middle of a game. Despite that, the Golden Gophers have a 2-0-1 in those three contests. Travis Weber earned his first career win in the season opener at North Dakota when he replaced Hauser and stopped 13 of 14 shots. Hauser has made two relief appearances this season and has earned a tie and a win. In all, Minnesota's relief goaltenders are 2-0-1 with a 0.97 goals-against-average and a .956 saves percentage.

**Evening Things Up:** Last year, 36.3 percent of the team's goals came on the power-play (62/171). That is the highest percentage since the 1980-81 squad had 37.9 percent of its goals come on the power-play. That team set school records with 261 goals and 99 power-play goals. This year, 29 of the team's 78 goals (37.1 percent) have come with the man-advantage. In all, only 41 of the team's 78 goals (52.6 percent) have come with both teams at full strength.

**Here's Johnny:** Senior John Pohl extended his consecutive point streak to 15 games. It is the longest streak since Erik Westrum had a 19-game streak during the 1999-2000 season. On Friday at Michigan, Pohl collected an assist on Jeff Taffe's first period-goal. On Sunday at Michigan State, he assisted on a pair of goals including Barry Tallackson's game-tying goal with 2:09 to play. Pohl is just two points away from becoming the 25th player in Golden Gopher history to reach the 150-point plateau.

Pohl is playing at 100 percent after experiencing an injury-plagued junior campaign. He played last season with a cast on his wrist and a bruised ankle.

**Miscellaneous:** Minnesota has tallied a power-play goal in 15 straight games ... The Golden Gophers have outscored their opponent 28-16 in the first period, but by a 50-15 margin over the last two periods ... The Golden Gophers were outshot by Michigan last Friday marking the first time an opponent has outshot Minnesota since Feb. 23, 2000 at UMD, a span of 19 games ... Minnesota's 14 penalties on Sunday is the most since the Golden Gophers had 19 in a 4-0 win at Minnesota-Duluth on Feb. 24, 2000.

## Player Notes

### #1 ADAM HAUSER

- is 39-18-8 with a 2.59 goals-against-average and .903 saves percentage in 55 career games at Mariucci Arena
- is 28-26-6 with a 3.28 goals-against-average and .892 saves percentage in 60 career games away from Mariucci Arena
- first U of M goaltender to have two assists in one season since Jeff Callinan had two in 1994-95

### #3 JORDAN LEOPOLD

- had team season-high 11 shots on goal at Mich. Tech
- leads team with 61 shots on goal

### #5 JON WAIBEL

- scored game-winning goal against North Dakota in the season-opener. Needed 30 games to get his first goal last season

### #9 JOHN POHL

- if team plays 42 games like last year, is on pace for 88 points
- had streak of seven multi-point games, 10/5-11/9

### #10 PAUL MARTIN

- dating back to last season, has 6-32--38 in his last 33 games

### #11 ERIK WENDELL

- has already surpassed his totals of a year ago (9 to 7)

### #13 KEITH BALLARD

- third in the WCHA in freshman scoring
- tied for fifth in the WCHA in defenseman scoring

### #15 MIKE ERICKSON

- will miss the next two months after breaking his foot last week vs. Minnesota-Duluth

### #18 GRANT POTULNY

- has a career-high nine-game point streak
- all five of his goals have come in the first period

### #19 MATT DEMARCHI

- missed six games after getting injured in the season opener at North Dakota
- tied career-high with two points (1-1--2) at Michigan

### #21 TROY RIDDLE

- has tallied at least a point in 10 of the last 13 games

### #22 JEFF TAFFE

- has seven multi-point games this season, as compared to just three this time a year ago

### #28 BRETT MACKINNON

- collected first collegiate goal last Sunday against Hobey Baker Award winner Ryan Miller and Michigan State

### #33 JUSTIN JOHNSON

- stopped all 28 shots he faced in collegiate debut vs. Colgate
- first true freshman to post a shutout in his collegiate debut since Erik Day in November, 1996

## The Lucia Ledger

Head Coach Don Lucia  
(Notre Dame, 1981)

- Third season at Minnesota. Has a career record of 58-32-6 (.635)
- 15th season as a head coach. Has a career record of 337-187-34 (.634)
- Minnesota had five more victories than the previous season in Lucia's first year in 1999-2000
- Golden Gophers improved by seven victories in the win column in Lucia's second year
- 1994 National Coach of the Year
- Two-time WCHA Coach of the Year
- Led Colorado College to three consecutive WCHA titles.
- has coached 10 All-Americans, including Golden Gopher defenseman Jordan Leopold
- has coached 35 All-WCHA teams members
- recruited the nation's most productive freshman class a year ago
- has led his teams to the NCAA Tournament in six of the last seven seasons
- led Colorado College to a national runner-up finish in 1994-95
- winningest coach in Colorado College history

## The Friendly Confines

Mariucci Arena  
Opened in October, 1993

- The Golden Gophers were 18-4-1 (.804) at Mariucci Arena last season.
- Minnesota is 108-42-13 (.702) all-time at Mariucci Arena.
- The 1995-96 squad went 19-2-0 (.905) at home.
- Seating capacity has increased twice since the opening of Mariucci. Capacity increased from 9,305 to 9,700 in 1996-97. It was increased to 10,000 for this season.
- 18 luxury suites were built in the offseason.
- The largest crowd at Mariucci Arena was 9,908 on Nov. 14, 1998 vs. North Dakota.
- The largest attendance in a single series was 19,773 vs. Wisconsin, Feb. 25-26, 2000.
- The first official game in the new Mariucci Arena was on Oct. 30, 1993. Minnesota and St. Cloud State tied 4-4.
- Minnesota is 4-2-2 in home openers at Mariucci Arena
- The longest winning streak in the new Mariucci Arena is 10 games, Nov. 12, 1995 to Feb. 9, 1996.
- Minnesota's longest home losing streak is just four games, Nov. 1-Dec. 19, 1997

**Tough Stretch:** The Golden Gophers are in the midst of their most difficult stretch of games this season. In Minnesota's first 11 games, the team faced just one ranked opponent, then-No. 2 North Dakota. The Golden Gophers faced then-No. 9 Michigan and No. 4 Michigan State this past weekend and in the next two weeks, will play No. 2 St. Cloud State and No. 4 Denver. Minnesota is 2-0-1 vs. ranked opponents this season. Last year, the Golden Gophers were 10-10-1 against teams ranked in the top 15.

Of Minnesota's remaining 24 games, 14 will be against teams currently ranked in the top 15. Of the remaining six WCHA home series, five of those will be against ranked teams (Wisconsin is the only unranked team).

**Mariucci Magic:** Minnesota has won 10 straight games and 17 of its last 18 at Mariucci Arena. The lone loss was a 6-1 setback vs. St. Cloud State, 3/2/01. The school record for consecutive home wins is 12 from 12/4/82 to 1/10/83. Including last year, Minnesota is 26-4-1 (.855) in the friendly confines. The Golden Gophers are 108-42-13 (.702) all-time at Mariucci Arena.

**Sophomore Slump?:** The nation's most productive freshman class a year ago, this year's sophomores have been even more dominating this season. A year ago, the group of six had 17-11--28 after 13 games. This year, the sophomores have accounted for 23-41--64. All six are ahead of their scoring pace of a year ago, most noticeably Paul Martin. A year ago, Martin had collected just one point after thirteen games, while this year, he already has 17.

**On the Defensive:** While Jordan Leopold receives the majority of the attention among Golden Gopher blueliners, Minnesota can boast one of the top defensive units in the nation. Playing alongside Leopold, Matt DeMarchi, a second-round NHL Draft pick, is one of the most physical players in the WCHA. Sophomore Paul Martin is second in the nation behind Leopold in defenseman scoring. The trio is joined by this year's preseason WCHA newcomer of the year Keith Ballard.

**The Protege':** Sophomore Paul Martin is following in the footsteps of All-American Jordan Leopold. He began the season with a 10-game point streak. Martin now has 3-14--17 and trails Jordan Leopold in scoring among WCHA defensemen. He already has six multi-point games on the year. Martin didn't have his third goal until the 34th game of the season last year. He began the season with a nine-game point streak.

**The Newcomers:** Minnesota brought in another highly-regarded rookie class. Led by preseason WCHA Rookie of the Year Keith Ballard and the nation's top incoming recruit, according to *The Redline Report*, in Barry Tallackson, the group of nine newcomers looks to contribute immediately. *The Redline Report* also lists Eden Prairie's Mike Erickson as the state of Minnesota's top high school recruit.

**Setting the Pace:** John Pohl's tremendous start to his senior year is apparent by examining the national statistical leaders. Pohl currently leads the nation in assists, assists per game and power-play goals. He is second in points per game. Junior Jeff Taffe leads the country in goals with 13 and game-winning goals with four. Senior All-American Jordan Leopold leads the nation in points per game by a defenseman.

As a team, Minnesota leads the nation in scoring and power-play percentage. The team ranks second in scoring margin and fourth in combined special teams. The Golden Gophers' current 13-game unbeaten streak is the longest in the nation.

**General Grant:** Sophomore Grant Potulny extended his career-long consecutive point streak to nine games with an assist on Friday at Michigan and his power-play goal at Michigan State. Potulny began the year with just one assist in his first three games, but since then, has five goals and six assists in his last 11 games. Last year as a freshman, Potulny led the nation in power-play goals with 16 and tallied 22 goals, a total which ranks sixth among rookies in school history.

**Up Next:** The Golden Gophers will travel to Colorado for a two-game series with WCHA foe Denver. The two teams met just twice last year as the Pioneers swept Minnesota in Denver, 4-0 and 4-1. The two losses extended the Golden Gopher losing streak to four games.



## Goal Breakdown

|                              | MN | OPP |
|------------------------------|----|-----|
| 5-on-5                       | 39 | 19  |
| 5-on-4                       | 27 | 10  |
| 6-on-5                       | 1  | 0   |
| 4-on-5                       | 8  | 0   |
| 4-on-4                       | 1  | 1   |
| 5-on-3                       | 2  | 1   |
| 4-on-3                       | 0  | 0   |
| Power Play                   | 29 | 12  |
| Shorthanded                  | 8  | 0   |
| Empty Net                    | 1  | 0   |
| First Minute of Game         | 1  | 0   |
| First 2 Minutes of Game      | 2  | 0   |
| First 5 Minutes of Game      | 5  | 1   |
| First 10 Minutes of Game     | 11 | 5   |
| First Goal of Game           | 7  | 6   |
| First Minute of Period       | 4  | 1   |
| Last Minute of Period        | 5  | 0   |
| Last Minute of Game          | 3  | 0   |
| Last 5 Minutes of Game       | 7  | 1   |
| To Tie Game - Last 5 Minutes | 2  | 0   |
| To Win Game - Last 5 Minutes | 0  | 0   |
| Unassisted                   | 9  | 2   |
| One Assist                   | 26 | 10  |
| Two Assists                  | 43 | 18  |
| Home                         | 50 | 12  |
| Road                         | 23 | 17  |
| Neutral                      | 0  | 0   |
| Overtime                     | 0  | 0   |

### GOAL SCORED AFTER OPPONENTS' GOAL

|                       | MN | OPP |
|-----------------------|----|-----|
| Less Than One Minute  | 2  | 1   |
| One To Three Minutes  | 3  | 0   |
| Three To Five Minutes | 3  | 1   |

## Record When Having a Point

| Player            | No. of Games | Record        |
|-------------------|--------------|---------------|
| John Pohl         | 13 of 13     | 11-0-2 (.923) |
| Jordan Leopold    | 10 of 13     | 9-0-1 (.950)  |
| Paul Martin       | 10 of 13     | 9-0-1 (.950)  |
| Matt Koalska      | 10 of 13     | 8-0-2 (.900)  |
| Troy Riddle       | 10 of 13     | 8-0-2 (.900)  |
| Jeff Taffe        | 10 of 13     | 9-0-1 (.950)  |
| Grant Potulny     | 10 of 12     | 8-0-2 (.900)  |
| Keith Ballard     | 9 of 13      | 9-0-0 (1.00)  |
| Erik Wendell      | 7 of 13      | 6-0-1 (.929)  |
| Judd Stevens      | 5 of 13      | 4-0-1 (.950)  |
| Nick Anthony      | 5 of 11      | 5-0-0 (1.00)  |
| Barry Tallackson  | 5 of 13      | 4-0-1 (.950)  |
| Jake Fleming      | 4 of 12      | 2-0-2 (.750)  |
| Nick Angell       | 4 of 13      | 4-0-0 (1.00)  |
| Jon Waibel        | 3 of 13      | 2-0-1 (.833)  |
| Pat O'Leary       | 3 of 11      | 2-0-1 (.833)  |
| Matt DeMarchi     | 2 of 6       | 2-0-0 (1.00)  |
| Brett MacKinnon   | 2 of 2       | 1-0-1 (.750)  |
| Mike Erickson     | 2 of 9       | 2-0-0 (1.00)  |
| Garrett Smaagaard | 1 of 8       | 1-0-0 (1.00)  |
| Mark Nenovich     | 1 of 5       | 1-0-0 (1.00)  |
| Joey Martin       | 1 of 2       | 1-0-0 (1.00)  |

## A Comparison...

| Players        | Totals              | Diff. | PPG   |
|----------------|---------------------|-------|-------|
| Paul Martin    | 3-14--17 (0-1--1)   | +16   | 2 (0) |
| John Pohl      | 9-18--27 (7-8--15)  | +12   | 6 (5) |
| Matt Koalska   | 6-11--17 (4-3--7)   | +10   | 1 (2) |
| Erik Wendell   | 4-5--9 (2-0--2)     | +7    | 3 (1) |
| Jeff Taffe     | 13-9--22 (5-10--15) | +7    | 5 (3) |
| Troy Riddle    | 7-8--15 (8-2--10)   | +5    | 3 (2) |
| Grant Potulny  | 5-7--12 (5-3--8)    | +4    | 3 (4) |
| Nick Angell    | 1-6--7 (1-3--4)     | +3    | 0 (0) |
| Jon Waibel     | 2-2--4 (0-2--2)     | +2    | 0 (0) |
| Nick Anthony   | 4-3--7 (1-5--6)     | +1    | 0 (0) |
| Jordan Leopold | 9-9--18 (5-13--18)  | --    | 5 (1) |
| Pat O'Leary    | 2-1--3 (1-2--3)     | --    | 0 (0) |
| Matt DeMarchi  | 1-2--3 (1-4--5)     | -2    | 0 (0) |

(2000-01 totals in parenthesis)

## 2001-02 Month-By-Month

| Month             | Home         | Away         | WCHA         | Overall       |
|-------------------|--------------|--------------|--------------|---------------|
| October           | 4-0-0        | 1-0-0        | 0-0-0        | 5-0-0         |
| November          | 4-0-0        | 2-0-2        | 5-0-1        | 6-0-2         |
| December          | 0-0-0        | 0-0-0        | 0-0-0        | 0-0-0         |
| January           | 0-0-0        | 0-0-0        | 0-0-0        | 0-0-0         |
| February          | 0-0-0        | 0-0-0        | 0-0-0        | 0-0-0         |
| March             | 0-0-0        | 0-0-0        | 0-0-0        | 0-0-0         |
| <b>Totals</b>     | <b>8-0-0</b> | <b>3-0-2</b> | <b>5-0-1</b> | <b>11-0-2</b> |
| Month             | GF           | GA           | PP           | PK            |
| October (5 games) | 7.6          | 1.6          | 50.0         | 90.9          |
| November (6)      | 5.0          | 2.9          | 31.2         | 78.3          |
| December          |              |              |              |               |
| January           |              |              |              |               |
| February          |              |              |              |               |
| March             |              |              |              |               |
| <b>Totals</b>     | <b>6.0</b>   | <b>2.4</b>   | <b>38.2</b>  | <b>82.4</b>   |

## WCHA Freshmen Scoring

| Rk. | Team             | Fr. Scoring | Leader                     |
|-----|------------------|-------------|----------------------------|
| 1.  | St. Cloud State  | 17-31--48   | Mike Doyle (11-6--17)      |
| 2.  | Minnesota        | 12-22--34   | Keith Ballard (4-7--11)    |
| 3.  | Minnesota-Duluth | 11-16--27   | Evan Schwabe (4-3--7)      |
| 4.  | North Dakota     | 9-17--26    | Brandon Bochenski (4-5--9) |
| 5.  | Michigan Tech    | 13-12--25   | Bryan Perez (5-3--8)       |
| 6.  | MSU, Mankato     | 6-14--20    | Steven Johns (0-7--7)      |
| 7.  | Denver           | 8-9--17     | Jon Foster (5-4--9)        |
| 8.  | Alaska Anchorage | 6-9--15     | John Hopson (4-2--6)       |
| 9.  | Wisconsin        | 3-4--7      | Alex Leavitt (3-4--7)      |
| 10. | Colorado College | 1-5--6      | Scott Polaski (0-3--3)     |

## WCHA Defensemen Scoring

| Rk. | Team (# of players)  | Fr. Scoring | Leader                   |
|-----|----------------------|-------------|--------------------------|
| 1.  | Minnesota (8)        | 18-47--65   | Jordan Leopold (9-9--18) |
| 2.  | Minnesota-Duluth (8) | 12-32--44   | Mark Carlson (3-10--13)  |
| 3.  | St. Cloud State (8)  | 8-22--30    | Derek Eastman (2-6--8)   |
| 4.  | Colorado College (7) | 9-20--29    | Tom Preissing (2-11--13) |
| 5.  | MSU, Mankato (8)     | 6-20--26    | Steven Johns (0-7--7)    |
| 6.  | North Dakota (7)     | 7-16--23    | Two tied at 9            |
|     | Wisconsin (7)        | 7-16--23    | Dan Boeser (3-7--10)     |
|     | Denver (7)           | 2-21--23    | Jesse Cook (0-7--7)      |
| 8.  | Michigan Tech (9)    | 6-15--21    | Justin Brown (0-6--6)    |
|     | Alaska Anchorage (6) | 6-15--21    | Three tied at 5          |

## THE LAST TIME IT HAPPENED

### Minnesota Swept A Road Series:

February 9-10, 2001 at MSU, Mankato (4-1, 3-1)

### Minnesota Was Swept In A Road Series:

December 1-2, 2000 at Denver (4-0, 4-1)

### Minnesota Swept A Home Series:

November 16-17, 2001 vs. UMD (5-1, 5-3)

### Minnesota Was Swept In A Home Series:

February 25-26, 2000 vs. Wisconsin (4-2, 5-4)

### Minnesota Shut Out An Opponent:

October 27, 2001 vs. Colgate  
(Justin Johnson, 9-0)

### An Opponent Shut Out Minnesota:

March 16, 2001 vs. St. Cloud State (Scott Meyer, 3-0)

### Minnesota Player Scored A Hat Trick:

November 23, 2001 at Michigan  
(Jeff Taffe, 5-2 Minnesota win)

### Minnesota Player Scored A Pure Hat Trick:

February 26, 1999 at Minnesota-Duluth  
(Wyatt Smith, 4-1 Minnesota win)

### An Opponent Scored A Hat Trick:

March 2, 2001 vs. St. Cloud State  
(Jon Cullen, three goals, 6-1, Minnesota loss)

### Minnesota Player Scored Four Goals In A Game:

February 27, 1999 at Minnesota-Duluth  
(Reggie Berg, 10-7 Minnesota win)

### Minnesota Won When Trailing After Two Periods:

October 5, 2001 at North Dakota, Hall of Fame Game  
(7-5/trailing 5-3 heading into third period)

### Minnesota Had 50 or More Shots On Goal In A Game:

November 10, 2001 vs. MSU, Mankato  
(52 shots, 4-2 Minnesota win)

### Opponent Had 50 or More Shots On Goal In A Game:

January 31, 1997 at North Dakota  
(51 shots, 6-4 Minnesota loss)

### Minnesota Player Scored A Shorthanded Goal:

November 17, 2001 vs. Minnesota-Duluth  
(Jake Fleming, first period, 5-3 win)

### Minnesota Won In Overtime:

March 11, 2000 vs. Colorado College (3-2)

### Minnesota Lost In Overtime:

March 23, 2001 vs. Maine (5-4)

### Minnesota Tied In Overtime:

November 23, 2001 at Michigan State (4-4)

### Minnesota Scored 10 Goals Or More In A Game:

December 9, 2000 vs. Quinnipiac  
(11-2 Minnesota win)

### Opponent Scored 10 Goals Or More In A Game:

January 30, 1993 at Michigan Tech  
(10-2 Minnesota loss)

## Career Game Highs

### #1 Adam Hauser

Goals Allowed: 0 (8 times, last 10/26/01 vs. Colgate)  
Saves: 44 (10/22/99 vs. North Dakota)  
Saves %: 1.000 (8 times, last 10/26/01 vs. Colgate)

### #2 Mark Nenovich

Goals: 1 (2 times, last 3/11/00 at CC)  
Assists: 1 (3 times, last 11/2/01 at MTU)  
Points: 2 (12/29/99 vs. Harvard)

### #3 Jordan Leopold

Goals: 2 (5 times, last 11/9/01 vs. MSU-M)  
Assists: 3 (5 times, last 3/17/01 vs. CC)  
Points: 4 (2 times, 1/20/01 at Wis.)

### #5 Jon Waibel

Goals: 1 (3 times, last 11/17/01 vs. UMD)  
Assists: 1 (8 times, last 11/3/01 vs. MTU)  
Points: 2 (11/17/01 vs. UMD)

### #6 Judd Stevens

Goals: n/a  
Assists: 2 (2 times, last 10/27/01 vs. Colgate)  
Points: 2 (2 times, last 10/27/01 vs. Colgate)

### #9 John Pohl

Goals: 3 (1/15/00 vs. Denver)  
Assists: 5 (10/27/01 vs. Colgate)  
Points: 5 (10/27/01 vs. Colgate)

### #10 Paul Martin

Goals: 1 (6 times, last 11/2/01 at MTU)  
Assists: 3 (10/5/01 at UND)  
Points: 3 (10/5/01 at UND)

### #11 Erik Wendell

Goals: 2 (2/2/01 vs. MTU)  
Assists: 2 (10/5/01 at UND)  
Points: 2 (6 times, last 11/17/01 vs. UMD)

### #13 Keith Ballard

Goals: 1 (4 times, last 11/23/01 at Mich.)  
Assists: 2 (2 times, last 11/17/01 vs. UMD)  
Points: 2 (2 times, last 11/17/01 vs. UMD)

### #15 Mike Erickson

Goals: 1 (10/5/01 at UND)  
Assists: 2 (10/26/01 vs. Colgate)  
Points: 2 (10/26/01 vs. Colgate)

### #16 Nick Anthony

Goals: 2 (10/26/01 vs. Colgate)  
Assists: 2 (2 times, last 3/9/01 vs. MTU)  
Points: 3 (2 times, last 3/9/01 vs. MTU)

### #17 Garrett Smaagaard

Goals: n/a  
Assists: 1 (10/26/01 vs. Colgate)  
Points: 1 (10/26/01 vs. Colgate)

### #18 Grant Potulny

Goals: 3 (1/20/01 at Wis.)  
Assists: 2 (2/9/01 at MSU-M)  
Points: 3 (4 times, last 10/27/01 vs. Colgate)

### #19 Matt DeMarchi

Goals: 1 (4 times, last 11/23/01 at Mich.)  
Assists: 2 (2 times, last 2/16/01 vs. CC)  
Points: 2 (4 times, last 11/23/01 at Mich.)

### #20 Joey Martin

Goals: n/a  
Assists: 1 (3 times, last 10/26/01 vs. Colgate)  
Points: 1 (3 times, last 10/26/01 vs. Colgate)

### #21 Troy Riddle

Goals: 2 (4 times, last 10/26/01 vs. Colgate)  
Assists: 3 (1/20/01 at Wis.)  
Points: 3 (2 times, last 2/2/01 vs. MTU)

### #22 Jeff Taffe

Goals: 3 (11/23/01 at Michigan)  
Assists: 4 (2/18/00 at MTU)  
Points: 5 (10/19/01 vs. BSU)

### #24 Matt Koalska

Goals: 2 (10/27/01 vs. Colgate)  
Assists: 3 (10/19/01 vs. BSU)  
Points: 4 (10/27/01 vs. Colgate)

### #25 Pat O'Leary

Goals: 2 (2 times, last 12/30/00 vs. LSSU)  
Assists: 1 (7 times, last 11/25/01 at MSU)  
Points: 2 (2 times, last 1/6/01 at UAA)

### #26 Nick Angell

Goals: 1 (8 times, last 11/16/01 vs. UMD)  
Assists: 3 (11/2/01 at MTU)  
Points: 3 (11/2/01 at MTU)

### #27 Barry Tallackson

Goals: 1 (4 times, last 11/25/01 at MSU)  
Assists: 1 (2 times, last 10/26/01 vs. Colgate)  
Points: 2 (10/19/01 vs. BSU)

### #28 Brett MacKinnon

Goals: 1 (11/23/01 at MSU)  
Assists: 1 (10/19/01 vs. BSU)  
Points: 1 (2 times, last 11/23/01 at MSU)

### #29 Jake Fleming

Goals: 1 (2 times, last 11/17/01 vs. UMD)  
Assists: 1 (2 times, last 11/25/01 at MSU)  
Points: 1 (4 times, last 11/25/01 at MSU)

### #31 Travis Weber

Goals Allowed: 1 (10/27/01 vs. Colgate)  
Saves: 20 (10/19/01 vs. BSU)  
Saves %: .917 (10/19/01 vs. BSU)

### #33 Justin Johnson

Goals Allowed: 0 (10/27/01 vs. Colgate)  
Saves: 31 (11/10/01 vs. MSU-M)  
Saves %: 1.000 (10/27/01 vs. Colgate)

**CAREER GOALS – CURRENT PLAYERS**

|                       |    |
|-----------------------|----|
| John Pohl.....        | 53 |
| Jeff Taffe.....       | 35 |
| Jordan Leopold.....   | 34 |
| Grant Potulny.....    | 27 |
| Troy Riddle.....      | 23 |
| Erik Wendell.....     | 20 |
| Matt Koalska.....     | 16 |
| Pat O'Leary.....      | 13 |
| Nick Anthony.....     | 13 |
| Nick Angell.....      | 8  |
| Paul Martin.....      | 6  |
| Matt DeMarchi.....    | 6  |
| Keith Ballard.....    | 4  |
| Barry Tallackson..... | 4  |
| Jon Waibel.....       | 3  |
| Mark Nenovich.....    | 2  |
| Jake Fleming.....     | 2  |
| Mike Erickson.....    | 1  |
| Brett MacKinnon.....  | 1  |

**CAREER ASSISTS – CURRENT PLAYERS**

|                        |    |
|------------------------|----|
| John Pohl.....         | 95 |
| Jordan Leopold.....    | 80 |
| Jeff Taffe.....        | 42 |
| Paul Martin.....       | 30 |
| Nick Angell.....       | 25 |
| Matt Koalska.....      | 25 |
| Troy Riddle.....       | 22 |
| Nick Anthony.....      | 19 |
| Grant Potulny.....     | 18 |
| Matt DeMarchi.....     | 17 |
| Erik Wendell.....      | 16 |
| Jon Waibel.....        | 9  |
| Pat O'Leary.....       | 8  |
| Judd Stevens.....      | 7  |
| Keith Ballard.....     | 7  |
| Joey Martin.....       | 3  |
| Mark Nenovich.....     | 3  |
| Barry Tallackson.....  | 2  |
| Mike Erickson.....     | 2  |
| Jake Fleming.....      | 2  |
| Adam Hauser.....       | 2  |
| Garrett Smaagaard..... | 1  |
| Brett MacKinnon.....   | 1  |

**CAREER POINTS – CURRENT PLAYERS**

|                        |     |
|------------------------|-----|
| John Pohl.....         | 148 |
| Jordan Leopold.....    | 114 |
| Jeff Taffe.....        | 75  |
| Troy Riddle.....       | 45  |
| Grant Potulny.....     | 45  |
| Matt Koalska.....      | 40  |
| Paul Martin.....       | 36  |
| Erik Wendell.....      | 36  |
| Nick Angell.....       | 33  |
| Nick Anthony.....      | 32  |
| Matt DeMarchi.....     | 23  |
| Pat O'Leary.....       | 21  |
| Jon Waibel.....        | 12  |
| Keith Ballard.....     | 11  |
| Judd Stevens.....      | 7   |
| Barry Tallackson.....  | 6   |
| Mark Nenovich.....     | 5   |
| Jake Fleming.....      | 4   |
| Joey Martin.....       | 3   |
| Mike Erickson.....     | 3   |
| Adam Hauser.....       | 2   |
| Brett MacKinnon.....   | 2   |
| Garrett Smaagaard..... | 1   |

**CAREER GAMES – CURRENT PLAYERS**

|                        |     |
|------------------------|-----|
| John Pohl.....         | 134 |
| Jordan Leopold.....    | 133 |
| Adam Hauser.....       | 126 |
| Nick Angell.....       | 124 |
| Erik Wendell.....      | 118 |
| Pat O'Leary.....       | 90  |
| Jeff Taffe.....        | 90  |
| Matt DeMarchi.....     | 83  |
| Nick Anthony.....      | 78  |
| Mark Nenovich.....     | 56  |
| Matt Koalska.....      | 55  |
| Jon Waibel.....        | 55  |
| Grant Potulny.....     | 54  |
| Paul Martin.....       | 51  |
| Troy Riddle.....       | 51  |
| Joey Martin.....       | 20  |
| Keith Ballard.....     | 13  |
| Judd Stevens.....      | 13  |
| Barry Tallackson.....  | 13  |
| Jake Fleming.....      | 12  |
| Mike Erickson.....     | 9   |
| Garrett Smaagaard..... | 8   |
| Chad Roberg.....       | 6   |
| Travis Weber.....      | 3   |
| Justin Johnson.....    | 3   |
| Brett MacKinnon.....   | 2   |

**2001-02 WCHA Standings/Schedule**

| Team (Overall Record, win %)   | GP | W | L | T | Pts | GF | GA | GDif |
|--------------------------------|----|---|---|---|-----|----|----|------|
| St. Cloud State (11-1-0, .917) | 10 | 9 | 1 | 0 | 18  | 57 | 20 | +37  |
| Denver (9-1-0, .900)           | 6  | 6 | 0 | 0 | 12  | 28 | 11 | +17  |
| Minnesota (11-0-2, .923)       | 6  | 5 | 0 | 1 | 11  | 31 | 17 | +14  |
| North Dakota (5-5-1, .500)     | 8  | 4 | 3 | 1 | 9   | 29 | 28 | +1   |
| Wisconsin (6-6-0, .500)        | 6  | 4 | 2 | 0 | 8   | 21 | 11 | +10  |
| Colorado College (7-5-0, .583) | 8  | 3 | 5 | 0 | 6   | 22 | 26 | -4   |
| MSU, Mankato (5-6-1, .458)     | 8  | 2 | 5 | 1 | 5   | 21 | 36 | -15  |
| Alaska Anchorage (2-8-2, .250) | 8  | 1 | 6 | 1 | 3   | 18 | 36 | -18  |
| Michigan Tech (4-7-1, .375)    | 8  | 1 | 6 | 1 | 3   | 17 | 43 | -26  |
| Minnesota-Duluth (4-9-1, .321) | 8  | 0 | 7 | 1 | 1   | 20 | 36 | -16  |

**2001-02 Season Highs/Lows**

**Team**

|                                    |   |
|------------------------------------|---|
| MOST GOALS/GAME                    | (9) 10/27 vs. Colgate   |
| LEAST GOALS/GAME                   | (4) 2 times, last 11/25 at MSU                                      |
| MOST ASSISTS/GAME                  | (14) 10/27 vs. Colgate  |
| LEAST ASSISTS/GAME                 | (4) 11/23 at Michigan   |
| MOST GOALS AGAINST/GAME            | (5) two times, last 11/3 at Michigan Tech                           |
| LEAST GOALS AGAINST/GAME           | (0) two times, last 10/27 vs. Colgate                               |
| MOST ASSISTS AGAINST/GAME          | (9) 11/3 at Michigan Tech   |
| LEAST ASSISTS AGAINST/GAME         | (0) two times, last 10/27 vs. Colgate                               |
| MOST GOALS/PERIOD                  | (5) 11/2 at Michigan Tech - second period                           |
| MOST GOALS AGAINST/PERIOD          | (4) two times, last 11/3 at Michigan Tech - first period            |
| MOST POWER PLAY GOALS/GAME         | (5) 10/19 vs. BSU   |
| MOST POWER PLAY GOALS ALLOWED/GAME | (3) 11/25 at MSU  |
| MOST SHOTS ON GOAL/GAME            | (52) 11/10 vs. MSU, Mankato   |
| LEAST SHOTS ON GOAL/GAME           | (31) 10/19 vs. BSU  |
| MOST SHOTS AGAINST/GAME            | (35) 11/23 at Michigan  |
| LEAST SHOTS AGAINST/GAME           | (18) 10/26 vs. Colgate  |
| MOST SHOTS ON GOAL/PERIOD          | (22) 10/20 vs. BSU - first period                                   |
| MOST SHOTS AGAINST/PERIOD          | (16) 11/23 at Michigan - third period                               |
| MOST PENALTIES/GAME                | (14) 11/25 at MSU   |
| LEAST PENALTIES/GAME               | (5) two times, last 10/20 vs. BSU                                   |
| MOST PIM/GAME                      | (29) 11/17 vs. UMD  |
| LEAST PIM/GAME                     | (10) two times, last 10/20 vs. BSU                                  |
| MOST OPP. PENALTIES/GAME           | (12) 2 times, last 11/25 at MSU                                     |
| LEAST OPP. PENALTIES/GAME          | (7) two times, last 10/19 vs. BSU                                   |
| MOST OPP. PIM/GAME                 | (24) 2 times, last 11/25 at MSU                                     |
| LEAST OPP. PIM/GAME                | (14) two times, last 10/19 vs. BSU                                  |
| QUICKEST TWO GOALS                 | (0:09) 11/2 at Michigan Tech – second period (Anthony, Wendell)     |
| QUICKEST THREE GOALS               | (2:58) 10/5 at North Dakota – third period (Leopold, Taffe, Waibel) |

**Individual**

|                    |   |
|--------------------|---|
| GOALS/GAME         | (3) Jeff Taffe, 11/23 at Michigan                                 |
| GOALS/PERIOD       | (2) three times, last Jeff Taffe, 11/23 at Michigan               |
| ASSISTS/GAME       | (5) John Pohl, 10/27 vs. Colgate                                  |
| ASSISTS/PERIOD     | (2) seven times, last John Pohl, 10/27 vs. Colgate - third period |
| POINTS/GAME        | (5) two times, last John Pohl, 10/27 vs. Colgate                  |
| POINTS/PERIOD      | (3) Grant Potulny, 10/27 vs. Colgate                              |
| PENALTIES/GAME     | (4) two times, last Jeff Taffe, 11/17 vs. UMD                     |
| PIM/GAME           | (29) Jeff Taffe, 11/17 vs. UMD                                    |
| SHOTS ON GOAL/GAME | (11) Jordan Leopold, 11/3 at Michigan Tech                        |
| SAVES/GAME         | (33) Adam Hauser, 11/23 at Michigan                               |

## Hauser Watch

### VICTORIES

| Rk. | Player       | Wins | Years        |
|-----|--------------|------|--------------|
| 1.  | Robb Stauber | 73   | 1986-89      |
| 2.  | Adam Hauser  | 67   | 1998-present |

### GAMES PLAYED

| Rk. | Player       | GP  | Years        |
|-----|--------------|-----|--------------|
| 1.  | Adam Hauser  | 126 | 1998-present |
| 2.  | Robb Stauber | 98  | 1986-89      |
| 3.  | Three tied   | 96  |              |

### MINUTES PLAYED

| Rk. | Player       | MP    | Years        |
|-----|--------------|-------|--------------|
| 1.  | Adam Hauser  | 7,347 | 1998-present |
| 2.  | Robb Stauber | 5,717 | 1986-89      |
| 3.  | Steve DeBus  | 5,490 | 1995-98      |

### SAVES

| Rk. | Player         | Saves | Years        |
|-----|----------------|-------|--------------|
| 1.  | Adam Hauser    | 3,127 | 1998-present |
| 2.  | Steve Janaszak | 2,639 | 1975-79      |
| 3.  | Robb Stauber   | 2,553 | 1986-89      |

### SAVE PERCENTAGE

| Rk. | Player           | SV % | Years        |
|-----|------------------|------|--------------|
| 1.  | Jim Mattson      | .906 | 1951-54      |
|     | Robb Stauber     | .906 | 1986-89      |
| 3.  | Murray McLachlin | .902 | 1967-70      |
| 4.  | Adam Hauser      | .897 | 1998-present |

### GOALS-AGAINST-AVERAGE

| Rk. | Player       | GAA  | Years        |
|-----|--------------|------|--------------|
| 1.  | Jim Mattson  | 2.48 | 1951-54      |
| 2.  | Robb Stauber | 2.77 | 1986-89      |
| 3.  | Adam Hauser  | 2.94 | 1998-present |

## WCHA Recordbook

### GAMES PLAYED - OVERALL

| Rk. | Player               | GP  | Years        |
|-----|----------------------|-----|--------------|
| 1.  | Graham Melanson (UW) | 140 | 1997-2001    |
| 5t. | Adam Hauser          | 126 | 1998-present |

### MINUTES PLAYED - OVERALL

| Rk. | Player          | MP    | Years        |
|-----|-----------------|-------|--------------|
| 1.  | Graham Melanson | 8,179 | 1997-2001    |
| 6.  | Adam Hauser     | 7,347 | 1998-present |

### SAVES - OVERALL

| Rk. | Player               | SV    | Years        |
|-----|----------------------|-------|--------------|
| 1.  | Robbie Moore (Mich.) | 4,434 | 1973-76      |
|     | Adam Hauser          | 3,127 | 1998-present |

### SAVES - WCHA ONLY

| Rk. | Player               | SV    | Years        |
|-----|----------------------|-------|--------------|
| 1.  | Robbie Moore (Mich.) | 3,665 | 1973-76      |
|     | Adam Hauser          | 2,118 | 1998-present |

### SHUTOUTS - OVERALL

| Rk. | Player              | SO | Years        |
|-----|---------------------|----|--------------|
| 1.  | Karl Gochring (UND) | 15 | 1997-2001    |
| 7t. | Adam Hauser         | 8  | 1998-present |

## Multiple-Point Games (season/career)

| Player (Games)         | Last Time                           | Record       |
|------------------------|-------------------------------------|--------------|
| John Pohl (10/43)      | 11/25/01 at MSU (2a)                | 9-0-1/33-8-2 |
| Jeff Taffe (7/19)      | 11/23/01 at Michigan(3g)            | 6-0-0/14-3-1 |
| Jordan Leopold (5/25)  | 11/9/01 vs. MSU-M (2g, 1a)          | 4-0-1/15-7-3 |
| Paul Martin (5/11)     | 11/10/01 vs. MSU-M (2a)             | 5-0-0/10-1-0 |
| Troy Riddle (4/12)     | 11/2/01 at MTU (1g, 1a)             | 4-0-0/12-0-0 |
| Matt Koalska (4/11)    | 11/17/01 vs.UMD (1g, 1a)            | 4-0-0/11-0-0 |
| Nick Anthony (2/7)     | 11/2/01 at MTU (1g, 1a)             | 2-0-0/7-0-0  |
| Erik Wendell (2/5)     | 11/17/01 vs. UMD (1g, 1a)           | 2-0-0/5-0-0  |
| Keith Ballard (2/2)    | 11/17/01 vs. UMD (2a)               | 2-0-0/2-0-0  |
| Judd Stevens (2/2)     | 10/27/01 vs. Colgate (2a)           | 2-0-0/2-0-0  |
| Grant Potulny (1/11)   | 10/27/01 vs. Colgate (2g, 1a)       | 1-0-0/9-1-1  |
| Nick Angell (1/4)      | 11/2/01 at MTU (3a)                 | 1-0-0/3-1-0  |
| Barry Tallackson (1/1) | 10/19/01 vs. Bemidji State (1g, 1a) | 1-0-0/1-0-0  |
| Mike Erickson (1/1)    | 10/26/01 vs. Colgate (2a)           | 1-0-0/1-0-0  |
| Jon Waibel (1/1)       | 11/17/01 vs. UMD (1g, 1a)           | 1-0-0/1-0-0  |
| Pat O'Leary (0/3)      | 1/6/01 at UAA (1g, 1a)              | 0-0-0/3-0-0  |
| Matt DeMarchi (0/3)    | 2/16/01 vs. C.C. (2a)               | 0-0-0/3-0-0  |
| Mark Nenovich (0/1)    | 12/29/99 vs. Harvard (1g, 1a)       | 0-0-0/1-0-0  |

## Multiple-Goal Games (season/career)

| Player (Games)       | Last Time                 | Record      |
|----------------------|---------------------------|-------------|
| Jeff Taffe (4/5)     | 11/23/01 at Michigan (3g) | 4-0-0/4-1-0 |
| John Pohl (3/9)      | 11/9/01 vs. MSU-M (2g)    | 3-0-0/9-0-0 |
| Troy Riddle (2/4)    | 10/26/01 vs. Colgate (2g) | 2-0-0/4-0-0 |
| Jordan Leopold (2/5) | 11/9/01 vs. MSU-M (2g)    | 2-0-0/3-2-0 |
| Grant Potulny (1/4)  | 10/27/01 vs. Colgate (2g) | 1-0-0/4-0-0 |
| Nick Anthony (1/1)   | 10/26/01 vs. Colgate (2g) | 1-0-0/1-0-0 |
| Matt Koalska (1/1)   | 10/27/01 vs. Colgate (2g) | 1-0-0/1-0-0 |
| Pat O'Leary (0/2)    | 12/30/00 vs. LSSU (2g)    | 0-0-0/2-0-0 |
| Erik Wendell (0/1)   | 2/2/01 at MTU (2g)        | 0-0-0/1-0-0 |

## Leopold Watch

### POINTS BY A DEFENSEMAN

| Rk. | Player         | Pts. | Years   |
|-----|----------------|------|---------|
| 1.  | Todd Richards  | 158  | 1985-89 |
| 6.  | Gary Shopek    | 117  | 1983-87 |
| 7.  | Jordan Leopold | 114  | 1998-   |

### GOALS BY A DEFENSEMAN

| Rk. | Player         | Goals | Years   |
|-----|----------------|-------|---------|
| 1.  | Mike Crowley   | 37    | 1994-97 |
| 5.  | Reed Larson    | 34    | 1973-77 |
|     | Jordan Leopold | 34    | 1998-   |

### ASSISTS BY A DEFENSEMAN

| Rk. | Player         | Assists | Years   |
|-----|----------------|---------|---------|
| 1.  | Todd Richards  | 128     | 1985-89 |
| 9.  | Joe Micheletti | 81      | 1973-77 |
| 10. | Jordan Leopold | 80      | 1998-   |

## Stats By Class

|               | G-A--Pts  | P/M   | PP | SH | GW |
|---------------|-----------|-------|----|----|----|
| Senior (6)    | 25-39--64 | 31/62 | 14 | 2  | 1  |
| Junior (4)    | 18-14--32 | 28/67 | 5  | 1  | 4  |
| Sophomore (6) | 23-41--64 | 27/54 | 9  | 2  | 3  |
| Freshman (7)  | 12-22--34 | 17/34 | 1  | 3  | 3  |

## Month-By-Month

| No. | Player            | Oct.              | Nov.               | Dec. | Jan. | Feb. | March | Total             |
|-----|-------------------|-------------------|--------------------|------|------|------|-------|-------------------|
| 1   | Adam Hauser       | 2-0-0, 2.14, .891 | 5-0-2, 2.16, .915  |      |      |      |       | 7-0-2, 2.15, .910 |
| 2   | Mark Nenovich     | 0-0-0 (2)         | 0-1-1 (3)          |      |      |      |       | 0-1-1 (5)         |
| 3   | Jordan Leopold    | 4-4-8 (5)         | 5-5-10 (8)         |      |      |      |       | 9-9-18 (13)       |
| 5   | Jon Waibel        | 1-0-1 (5)         | 1-2-3 (8)          |      |      |      |       | 2-2-4 (13)        |
| 6   | Judd Stevens      | 0-4-4 (5)         | 0-3-3 (8)          |      |      |      |       | 0-7-7 (13)        |
| 9   | John Pohl         | 4-9-13 (5)        | 5-9-14 (8)         |      |      |      |       | 9-18-27 (13)      |
| 10  | Paul Martin       | 2-8-10 (5)        | 1-6-7 (8)          |      |      |      |       | 3-14-17 (13)      |
| 11  | Erik Wendell      | 1-4-5 (5)         | 3-1-4 (8)          |      |      |      |       | 4-5-9 (13)        |
| 13  | Keith Ballard     | 2-4-6 (5)         | 2-3-5 (8)          |      |      |      |       | 4-7-11 (13)       |
| 14  | Chad Roberg       | 0-0-0 (0)         | 0-0-0 (0)          |      |      |      |       | 0-0-0 (0)         |
| 15  | Mike Erickson     | 1-2-3 (4)         | 0-0-0 (5)          |      |      |      |       | 1-2-3 (9)         |
| 16  | Nick Anthony      | 2-2-4 (5)         | 2-1-3 (6)          |      |      |      |       | 4-3-7 (11)        |
| 17  | Garrett Smaagaard | 0-1-1 (3)         | 0-0-0 (5)          |      |      |      |       | 0-1-1 (8)         |
| 18  | Grant Potulny     | 2-2-4 (4)         | 3-5-8 (8)          |      |      |      |       | 5-7-12 (12)       |
| 19  | Matt DeMarchi     | 0-0-0 (1)         | 1-2-3 (5)          |      |      |      |       | 1-2-3 (6)         |
| 20  | Joey Martin       | 0-1-1 (2)         | 0-0-0 (0)          |      |      |      |       | 0-1-1 (2)         |
| 21  | Troy Riddle       | 5-3-8 (5)         | 2-5-7 (8)          |      |      |      |       | 7-8-15 (13)       |
| 22  | Jeff Taffe        | 6-5-11 (5)        | 7-4-11 (8)         |      |      |      |       | 13-9-22 (13)      |
| 24  | Matt Koalska      | 4-6-10 (5)        | 2-5-7 (8)          |      |      |      |       | 6-11-17 (13)      |
| 25  | Pat O'Leary       | 2-0-2 (4)         | 0-1-1 (7)          |      |      |      |       | 2-1-3 (11)        |
| 26  | Nick Angell       | 0-3-3 (5)         | 1-3-4 (8)          |      |      |      |       | 1-6-7 (13)        |
| 27  | Barry Tallackson  | 2-2-4 (5)         | 2-0-2 (8)          |      |      |      |       | 4-2-6 (13)        |
| 28  | Brett MacKinnon   | 0-1-1 (1)         | 0-0-0 (0)          |      |      |      |       | 1-1-2 (2)         |
| 29  | Jake Fleming      | 0-1-1 (4)         | 2-1-3 (8)          |      |      |      |       | 2-2-4 (12)        |
| 31  | Travis Weber      | 2-0-0, 1.80, .917 | 0-0-0, 14.05, .692 |      |      |      |       | 2-0-0, 3.59, .857 |
| 33  | Justin Johnson    | 1-0-0, 0.00, 1.00 | 1-0-0, 3.59, .875  |      |      |      |       | 2-0-0, 2.09, .926 |

## Last Meeting...

|         |                        |  |   |
|---------|------------------------|--|---|
| GAME 40 | <i>ST. CLOUD STATE</i> |  | 3 |
|         | <i>MINNESOTA</i>       |  |   |

March 16, 2001  
Xcel Center  
St. Paul, Minn.

| Scoring I       | 2 | 3 | OT | F   |
|-----------------|---|---|----|-----|
| Minnesota       | 0 | 0 | 0  | - 0 |
| St. Cloud State | 2 | 1 | 0  | - 3 |

1ST PERIOD — SCSU: Purslow (Arnason, Sampair), 5:07; SCSU: DiCasmirro (Arnason, Westcott), 5:47.

2ND PERIOD — SCSU: Arnason (Westcott), 9:46.

3RD PERIOD — No Scoring

Shots on Goal: Minnesota: 7-6-10--23; St. Cloud State: 5-13-3--21

Power Plays: Minnesota: 0-9; St. Cloud State: 0-6

Goalies: Minnesota: Hauser (21 shots, 18 svcs); St. Cloud State: Meyer (23 shots, 23 svcs)

Penalties: Minnesota: 8-16; St. Cloud State: 11-22

Att: 18,409

## Scoring Breakdown (By Period)

| Player            | 1st    | 2nd   | 3rd    | Total   |
|-------------------|--------|-------|--------|---------|
| Mark Nenovich     | 0-0-0  | 0-1-0 | 0-0-0  | 0-1-0   |
| Jordan Leopold    | 2-5-7  | 5-2-7 | 2-2-4  | 9-9-18  |
| Jon Waibel        | 0-1-1  | 1-1-2 | 1-0-1  | 2-2-4   |
| Judd Stevens      | 0-2-2  | 0-4-4 | 0-1-1  | 0-7-7   |
| John Pohl         | 1-7-8  | 3-5-8 | 5-6-11 | 9-18-27 |
| Paul Martin       | 2-7-9  | 1-3-4 | 0-4-4  | 3-14-17 |
| Erik Wendell      | 1-2-3  | 2-3-5 | 1-0-1  | 4-5-9   |
| Keith Ballard     | 2-0-2  | 1-3-4 | 1-4-5  | 4-7-11  |
| Mike Erickson     | 1-0-1  | 0-1-1 | 0-1-1  | 1-2-3   |
| Nick Anthony      | 0-0-0  | 3-2-5 | 1-1-2  | 4-3-7   |
| Garrett Smaagaard | 0-1-1  | 0-0-0 | 0-0-0  | 0-1-1   |
| Grant Potulny     | 5-3-8  | 0-1-1 | 0-3-3  | 5-7-12  |
| Matt DeMarchi     | 0-1-1  | 0-1-1 | 1-0-1  | 1-2-3   |
| Joey Martin       | 0-0-0  | 0-0-0 | 0-1-1  | 0-1-1   |
| Troy Riddle       | 3-2-5  | 2-5-7 | 2-1-3  | 7-8-15  |
| Jeff Taffe        | 5-5-10 | 5-2-7 | 3-2-5  | 13-9-22 |
| Matt Koalska      | 2-3-5  | 2-7-9 | 2-1-3  | 6-11-17 |
| Pat O'Leary       | 0-1-1  | 1-0-1 | 1-0-1  | 2-1-3   |
| Nick Angell       | 0-3-3  | 1-2-3 | 0-1-1  | 1-6-7   |
| Barry Tallackson  | 2-1-3  | 0-1-1 | 2-0-2  | 4-2-6   |
| Brett MacKinnon   | 1-0-1  | 0-0-0 | 0-1-1  | 1-1-2   |
| Jake Fleming      | 1-1-2  | 0-1-1 | 1-0-1  | 2-2-4   |

## USA Today/American Hockey Magazine Poll

|     |                   |     |
|-----|-------------------|-----|
| 1.  | Minnesota (19)    | 285 |
| 2.  | St. Cloud State   | 258 |
| 3.  | Michigan State    | 240 |
| 4.  | Denver            | 232 |
| 5.  | New Hampshire     | 209 |
| 6.  | Boston            | 185 |
| 7.  | UMass-Lowell      | 160 |
| 8.  | Northern Michigan | 140 |
| 9.  | Cornell           | 115 |
| 10. | North Dakota      | 90  |

## 2001-02 Minnesota Schedule/Results

| <u>Date</u> | <u>Opponent</u>           | <u>Result</u> | <u>MN/OPP</u><br><u>Rank</u> | <u>MN/OPP</u><br><u>Shots</u> | <u>MN/OPP</u><br><u>Power-Play</u> | <u>MN/OPP</u><br><u>Penalties</u> | <u>Goaltender</u> | <u>Attend.</u> |
|-------------|---------------------------|---------------|------------------------------|-------------------------------|------------------------------------|-----------------------------------|-------------------|----------------|
| 10/5        | at North Dakota## (FSN)   | W 7-5         | 3/2                          | 40-22                         | 1-4/1-3                            | 6-12/7-14                         | Weber (1-0-0)     | 11,690         |
| 10/19       | BEMIDJI STATE## (FSN)     | W 7-2         | 2/NR                         | 31-22                         | 5-7/1-5                            | 5-10/7-14                         | Weber (2-0-0)     | 9,569          |
| 10/20       | BEMIDJI STATE# (KSTC)     | W 7-1         | 2/NR                         | 46-20                         | 3-5/0-4                            | 5-10/6-12                         | Hauser (1-0-0)    | 9,562          |
| 10/26       | COLGATE# (FSN)            | W 8-0         | 2/NR                         | 36-18                         | 3-7/0-5                            | 10-20/12-24                       | Hauser (2-0-0)    | 9,684          |
| 10/27       | COLGATE## (KSTC)          | W 9-0         | 2/NR                         | 38-28                         | 2-5/0-5                            | 10-20/10-20                       | Johnson (1-0-0)   | 9,730          |
| 11/2        | at Michigan Tech*         | W 7-3         | 1/NR                         | 43-27                         | 1-6/0-3                            | 6-12/9-18                         | Hauser (3-0-0)    | 2,555          |
| 11/3        | at Michigan Tech          | T 5-5 (ot)    | 1/NR                         | 41-32                         | 3-8/1-8                            | 10-20/10-20                       | Hauser (3-0-1)    | 2,545          |
| 11/9        | MSU, MANKATO (FSN)        | W 5-3         | 2/NR                         | 32-27                         | 3-8/2-10                           | 11-22/9-18                        | Hauser (4-0-1)    | 9,804          |
| 11/10       | MSU, MANKATO (KSTC)       | W 4-2         | 2/NR                         | 52-33                         | 1-6/2-5                            | 8-16/9-18                         | Johnson (2-0-0)   | 9,871          |
| 11/16       | MINN.-DULUTH* (FSN)       | W 5-1         | 1/NR                         | 40-21                         | 1-5/0-5                            | 7-14/7-14                         | Hauser (5-0-1)    | 9,899          |
| 11/17       | MINN.-DULUTH (KSTC)       | W 5-3         | 1/NR                         | 41-19                         | 3-6/2-5                            | 9-29/9-18                         | Hauser (6-0-1)    | 9,917          |
| 11/23       | at Michigan# (FSN)        | W 5-2         | 1/9                          | 32/35                         | 1-3/0-2                            | 3-6/4-8                           | Hauser (7-0-1)    | 6,917          |
| 11/25       | at Michigan State##       | T 4-4 (ot)    | 1/4                          | 38/24                         | 2-6/3-8                            | 14-28/12-24                       | Hauser (7-0-2)    | 6,871          |
| 11/30       | ST. CLOUD STATE (FSN)     |               |                              |                               |                                    |                                   |                   |                |
| 12/1        | St. Cloud State (FSN)     |               |                              |                               |                                    |                                   |                   |                |
| 12/7        | at Denver* (FSN)          |               |                              |                               |                                    |                                   |                   |                |
| 12/8        | at Denver (KSTC)          |               |                              |                               |                                    |                                   |                   |                |
| 12/28       | FERRIS STATE## (KSTC)     |               |                              |                               |                                    |                                   |                   |                |
| 12/29       | MARIUCCI CLASSIC##        |               |                              |                               |                                    |                                   |                   |                |
| 1/5         | NORTH DAKOTA (FSN)        |               |                              |                               |                                    |                                   |                   |                |
| 1/6         | NORTH DAKOTA* (KSTC)      |               |                              |                               |                                    |                                   |                   |                |
| 1/11        | at Wisconsin* (FSN)       |               |                              |                               |                                    |                                   |                   |                |
| 1/12        | at Wisconsin (FSN)        |               |                              |                               |                                    |                                   |                   |                |
| 1/18        | at Alaska Anchorage       |               |                              |                               |                                    |                                   |                   |                |
| 1/19        | at Alaska Anchorage       |               |                              |                               |                                    |                                   |                   |                |
| 1/25        | DENVER (FSN)              |               |                              |                               |                                    |                                   |                   |                |
| 1/26        | DENVER (FSN)              |               |                              |                               |                                    |                                   |                   |                |
| 1/28        | FRENCH OLYMPIC^           |               |                              |                               |                                    |                                   |                   |                |
| 2/1         | at Minnesota-Duluth (FSN) |               |                              |                               |                                    |                                   |                   |                |
| 2/2         | at Minnesota-Duluth (FSN) |               |                              |                               |                                    |                                   |                   |                |
| 2/8         | at North Dakota* (FSN)    |               |                              |                               |                                    |                                   |                   |                |
| 2/9         | at North Dakota (FSN)     |               |                              |                               |                                    |                                   |                   |                |
| 2/15        | COLORADO COLLEGE (FSN)    |               |                              |                               |                                    |                                   |                   |                |
| 2/16        | COLORADO COLLEGE (FSN)    |               |                              |                               |                                    |                                   |                   |                |
| 2/22        | WISCONSIN (FSN)           |               |                              |                               |                                    |                                   |                   |                |
| 2/23        | WISCONSIN (FSN)           |               |                              |                               |                                    |                                   |                   |                |
| 3/1         | at St. Cloud State (FSN)  |               |                              |                               |                                    |                                   |                   |                |
| 3/2         | ST. CLOUD STATE* (FSN)    |               |                              |                               |                                    |                                   |                   |                |
| 3/8-10      | WCHA First Round          |               |                              |                               |                                    |                                   |                   |                |
| 3/14-16     | WCHA Final Five           |               |                              |                               |                                    |                                   |                   |                |
| 3/22-24     | NCAA Regionals            |               |                              |                               |                                    |                                   |                   |                |
| 4/4         | NCAA Semifinals           |               |                              |                               |                                    |                                   |                   |                |
| 4/6         | NCAA Finals               |               |                              |                               |                                    |                                   |                   |                |

#Non-Conference

^ Exhibition

\* Game can be heard on KDOW AM 950 (All others on WCCO AM 830)

**The Automated ScoreBook**  
**Minnesota Overall Team Statistics (as of Nov 25, 2001)**  
**All games**

Overall: 11-0-2    Conf: 5-0-1    Home: 8-0-0    Away: 3-0-2    Neut: 0-0-0

| TEAM STATISTICS                  | MINN    | OPP     |
|----------------------------------|---------|---------|
| <b>SHOT STATISTICS.....</b>      |         |         |
| Goals-Shot attempts.....         | 78-510  | 31-328  |
| Shot pct.....                    | .153    | .095    |
| Goals/Game.....                  | 6.0     | 2.4     |
| Shots/Game.....                  | 39.2    | 25.2    |
| Assists.....                     | 121     | 49      |
| <b>POWER PLAYS.....</b>          |         |         |
| Goals-Power Plays.....           | 29-76   | 12-68   |
| Conversion Percent.....          | .382    | .176    |
| Shot Attempts.....               | 135     | 77      |
| Shot Percent.....                | .215    | .156    |
| <b>SHORT-HANDED.....</b>         |         |         |
| Goals-Shot attempts.....         | 8-32    | 0-15    |
| Shot Percent.....                | .250    | .000    |
| <b>GOAL BREAKDOWN.....</b>       |         |         |
| Total Goals.....                 | 78      | 31      |
| Power Play.....                  | 29      | 12      |
| Short-handed.....                | 8       | 0       |
| Empty net.....                   | 1       | 0       |
| Penalty.....                     | 0       | 0       |
| Unassisted.....                  | 5       | 2       |
| Overtime.....                    | 0       | 0       |
| Shootout.....                    | 0       | 0       |
| Delayed Penalty.....             | 1       | 0       |
| <b>PENALTIES.....</b>            |         |         |
| Number.....                      | 104     | 111     |
| Minutes.....                     | 219     | 225     |
| Penalties/Game.....              | 8.0     | 8.5     |
| Pen minutes/Game.....            | 16.8    | 17.3    |
| Minor.....                       | 102     | 110     |
| Major.....                       | 1       | 1       |
| 10-minute Misconduct.....        | 0       | 0       |
| Game Misconduct.....             | 1       | 0       |
| Gross Misconduct.....            | 0       | 0       |
| Match.....                       | 0       | 0       |
| <b>FACEOFFS (W-L).....</b>       |         |         |
| Faceoff W-L Pct.....             | 485-350 | 350-485 |
| Faceoff W-L Pct.....             | .581    | .419    |
| <b>SHOOTOUTS (Made-Att).....</b> |         |         |
| Shootouts (Made-Att).....        | 0-0     | 0-0     |
| <b>ATTENDANCE.....</b>           |         |         |
| Total.....                       | 78036   | 30578   |
| Dates/Avg Per Date.....          | 8/9754  | 5/6116  |
| Neutral Site #/Avg.....          | 0/0     |         |

| GOALS BY PERIOD | 1  | 2  | 3  | OT  | Total |
|-----------------|----|----|----|-----|-------|
| Minnesota.....  | 28 | 28 | 22 | 0 - | 78    |
| Opponents.....  | 16 | 9  | 6  | 0 - | 31    |

| SHOTS BY PERIOD | 1   | 2   | 3   | OT  | Total |
|-----------------|-----|-----|-----|-----|-------|
| Minnesota.....  | 165 | 183 | 159 | 3 - | 510   |
| Opponents.....  | 106 | 100 | 121 | 1 - | 328   |

| SAVES BY PERIOD | 1   | 2   | 3   | OT  | Total |
|-----------------|-----|-----|-----|-----|-------|
| Minnesota.....  | 165 | 183 | 159 | 3 - | 510   |
| Opponents.....  | 106 | 100 | 121 | 1 - | 328   |


**The Automated ScoreBook**  
**Minnesota Overall Individual Statistics (as of Nov 25, 2001)**  
**All games**

**Overall: 11-0-2    Conf: 5-0-1    Home: 8-0-0    Away: 3-0-2    Neut: 0-0-0**

| ## Name               | -----SHOTS----- |    |     |     |       |       | ----PENALTIES---- |     |     |     | -----GOALS----- |    |    |    |     |    |    |    |    |
|-----------------------|-----------------|----|-----|-----|-------|-------|-------------------|-----|-----|-----|-----------------|----|----|----|-----|----|----|----|----|
|                       | GP              | G  | A   | Pts | Shots | Pct   | No-Min            | Min | Maj | Oth | PP              | SH | FG | GW | GTG | OT | HT | PN | UA |
| 9 POHL, John          | 13              | 9  | 18  | 27  | 28    | .321  | 2-4               | 2   | 0   | 0   | 6               | 0  | 1  | 0  | 0   | 0  | 0  | 0  | 0  |
| 22 TAFFE, Jeff        | 13              | 13 | 9   | 22  | 59    | .220  | 17-45             | 15  | 1   | 1   | 5               | 0  | 2  | 4  | 0   | 0  | 1  | 0  | 0  |
| 3 LEOPOLD, Jordan     | 13              | 9  | 9   | 18  | 61    | .148  | 7-14              | 7   | 0   | 0   | 5               | 1  | 0  | 1  | 1   | 0  | 0  | 0  | 1  |
| 24 KOALSKA, Matt      | 13              | 6  | 11  | 17  | 35    | .171  | 4-8               | 4   | 0   | 0   | 1               | 1  | 0  | 1  | 0   | 0  | 0  | 0  | 0  |
| 10 MARTIN, Paul       | 13              | 3  | 14  | 17  | 24    | .125  | 5-10              | 5   | 0   | 0   | 2               | 0  | 0  | 0  | 0   | 0  | 0  | 0  | 0  |
| 21 RIDDLE, Troy       | 13              | 7  | 8   | 15  | 44    | .159  | 8-16              | 8   | 0   | 0   | 3               | 1  | 0  | 1  | 0   | 0  | 0  | 0  | 1  |
| 18 POTULNY, Grant     | 12              | 5  | 7   | 12  | 29    | .172  | 5-10              | 5   | 0   | 0   | 3               | 0  | 1  | 0  | 0   | 0  | 0  | 0  | 0  |
| 13 BALLARD, Keith     | 13              | 4  | 7   | 11  | 48    | .083  | 5-10              | 5   | 0   | 0   | 0               | 1  | 2  | 2  | 0   | 0  | 0  | 0  | 1  |
| 11 WENDELL, Erik      | 13              | 4  | 5   | 9   | 34    | .118  | 9-18              | 9   | 0   | 0   | 3               | 0  | 1  | 0  | 0   | 0  | 0  | 0  | 0  |
| 16 ANTHONY, Nick      | 11              | 4  | 3   | 7   | 13    | .308  | 2-4               | 2   | 0   | 0   | 0               | 1  | 0  | 0  | 0   | 0  | 0  | 0  | 1  |
| 26 ANGELL, Nick       | 13              | 1  | 6   | 7   | 20    | .050  | 9-18              | 9   | 0   | 0   | 0               | 1  | 0  | 0  | 0   | 0  | 0  | 0  | 0  |
| 6 STEVENS, Judd       | 13              | 0  | 7   | 7   | 18    | .000  | 1-2               | 1   | 0   | 0   | 0               | 0  | 0  | 0  | 0   | 0  | 0  | 0  | 0  |
| 27 TALLACKSON, Barry  | 13              | 4  | 2   | 6   | 26    | .154  | 8-16              | 8   | 0   | 0   | 1               | 0  | 0  | 1  | 1   | 0  | 0  | 0  | 0  |
| 29 FLEMING, Jake      | 12              | 2  | 2   | 4   | 19    | .105  | 1-2               | 1   | 0   | 0   | 0               | 2  | 0  | 0  | 0   | 0  | 0  | 0  | 0  |
| 5 WAIBEL, Jon         | 13              | 2  | 2   | 4   | 16    | .125  | 4-8               | 4   | 0   | 0   | 0               | 0  | 0  | 1  | 0   | 0  | 0  | 0  | 0  |
| 25 O'LEARY, Pat       | 11              | 2  | 1   | 3   | 15    | .133  | 2-4               | 2   | 0   | 0   | 0               | 0  | 0  | 0  | 0   | 0  | 0  | 0  | 0  |
| 19 DeMARCHI, Matt     | 6               | 1  | 2   | 3   | 9     | .111  | 9-18              | 9   | 0   | 0   | 0               | 0  | 0  | 0  | 0   | 0  | 0  | 0  | 1  |
| 15 ERICKSON, Mike     | 9               | 1  | 2   | 3   | 3     | .333  | 1-2               | 1   | 0   | 0   | 0               | 0  | 0  | 0  | 0   | 0  | 0  | 0  | 0  |
| 28 MacKINNON, Brett   | 2               | 1  | 1   | 2   | 1     | 1.000 | 0-0               | 0   | 0   | 0   | 0               | 0  | 0  | 0  | 0   | 0  | 0  | 0  | 0  |
| 1 HAUSER, Adam        | 10              | 0  | 2   | 2   | 0     | .000  | 0-0               | 0   | 0   | 0   | 0               | 0  | 0  | 0  | 0   | 0  | 0  | 0  | 0  |
| 20 MARTIN, Joey       | 2               | 0  | 1   | 1   | 1     | .000  | 1-2               | 1   | 0   | 0   | 0               | 0  | 0  | 0  | 0   | 0  | 0  | 0  | 0  |
| 2 NENOVICH, Mark      | 5               | 0  | 1   | 1   | 2     | .000  | 2-4               | 2   | 0   | 0   | 0               | 0  | 0  | 0  | 0   | 0  | 0  | 0  | 0  |
| 17 SMAAGAARD, Garrett | 9               | 0  | 1   | 1   | 5     | .000  | 1-2               | 1   | 0   | 0   | 0               | 0  | 0  | 0  | 0   | 0  | 0  | 0  | 0  |
| TM TEAM               | 1               | 0  | 0   | 0   | 0     | .000  | 1-2               | 1   | 0   | 0   | 0               | 0  | 0  | 0  | 0   | 0  | 0  | 0  | 0  |
| Total.....            | 13              | 78 | 121 | 199 | 510   | .153  | 104-219           | 102 | 1   | 1   | 29              | 8  | 7  | 11 | 2   | 0  | 1  | 0  | 5  |
| Opponents.....        | 13              | 31 | 49  | 80  | 328   | .095  | 111-225           | 110 | 1   | 0   | 12              | 0  | 6  | 0  | 0   | 0  | 1  | 0  | 2  |

| ## Name            | ---GOAL AVERAGE--- |         |    | --SAVES-- |       | ----RECORD---- |    |    | -----GOALS----- |     |    |    |    |     |     |
|--------------------|--------------------|---------|----|-----------|-------|----------------|----|----|-----------------|-----|----|----|----|-----|-----|
|                    | GP-GS              | Minutes | GA | Avg       | Saves | Pct            | W  | L  | T               | Sho | PP | SH | EN | PEN | SOG |
| 33 JOHNSON, Justin | 3-3                | 143:36  | 5  | 2.09      | 63    | .926           | 2  | 0  | 0               | 1   | 4  | 0  | 0  | 0   | 0   |
| 1 HAUSER, Adam     | 10-8               | 529:14  | 19 | 2.15      | 192   | .910           | 7  | 0  | 2               | 1   | 6  | 0  | 0  | 0   | 0   |
| 31 WEBER, Travis   | 3-2                | 117:05  | 7  | 3.59      | 42    | .857           | 2  | 0  | 0               | 0   | 2  | 0  | 0  | 0   | 0   |
| TM EMPTY NET       | 1-0                | 0:05    | 0  | 0.00      | 0     | .000           | 0  | 0  | 0               | 0   | 0  | 0  | 0  | 0   | 0   |
| Total.....         | 13-0               | 790:00  | 31 | 2.35      | 297   | .905           | 11 | 0  | 2               | 2   | 12 | 0  | 0  | 0   | 0   |
| Opponents.....     | 13-0               | 790:00  | 78 | 5.92      | 432   | .849           | 0  | 11 | 2               | 0   | 29 | 8  | 1  | 0   | 0   |





# GOLDEN GOPHER HOCKEY



## WEEKLY RELEASE January 9, 2002

### SCHEDULE/RESULTS

|                  |                     |       |
|------------------|---------------------|-------|
| Oct. 5           | at North Dakota%    | W 7-5 |
| Oct. 19          | BEMIDJI STATE*      | W 7-2 |
| Oct. 20          | BEMIDJI STATE       | W 7-1 |
| Oct. 26          | COLGATE             | W 8-0 |
| Oct. 27          | COLGATE*            | W 9-0 |
| Nov. 2           | at Michigan Tech*   | W 7-3 |
| Nov. 3           | at Michigan Tech    | T 5-5 |
| Nov. 9           | MSU, MANKATO        | W 5-3 |
| Nov. 10          | MSU, MANKATO        | W 4-2 |
| Nov. 16          | MINN.-DULUTH*       | W 5-1 |
| Nov. 17          | MINN.-DULUTH        | W 5-3 |
| Nov. 23          | Michigan#           | W 5-2 |
| Nov. 25          | at Michigan State#* | T 4-4 |
| Nov. 30          | ST. CLOUD STATE     | L 2-3 |
| Dec. 1           | at St. Cloud State  | T 2-2 |
| Dec. 7           | at Denver*          | W 2-1 |
| Dec. 8           | at Denver           | L 3-4 |
| Dec. 28          | MARIUCCI CLASSIC#*  |       |
| vs. Ferris State |                     | W 3-2 |
| Dec. 29          | MARIUCCI CLASSIC#*  |       |
| vs. Providence   |                     | W 6-1 |
| Jan. 5           | NORTH DAKOTA        | L 3-4 |
| Jan. 6           | NORTH DAKOTA*       | W 2-1 |
| Jan. 11          | at Wisconsin*       | 7:05  |
| Jan. 12          | at Wisconsin        | 7:05  |
| Jan. 18          | at Alaska Anchorage | 10:05 |
| Jan. 19          | at Alaska Anchorage | 10:05 |
| Jan. 25          | DENVER              | 7:05  |
| Jan. 26          | DENVER              | 7:05  |
| Jan. 28          | FRENCH OLYMPICS     | 7:05  |
| Feb. 1           | at Minnesota-Duluth | 7:05  |
| Feb. 2           | at Minnesota-Duluth | 7:05  |
| Feb. 8           | at North Dakota*    | 7:35  |
| Feb. 9           | at North Dakota     | 7:35  |
| Feb. 15          | COLORADO COLL.      | 7:05  |
| Feb. 16          | COLORADO COLL.      | 7:05  |
| Feb. 22          | WISCONSIN           | 7:05  |
| Feb. 23          | WISCONSIN           | 7:05  |
| March 1          | at St. Cloud State  | 7:05  |
| March 2          | ST. CLOUD STATE*    | 7:05  |
| March 8-10       | WCHA First Round    |       |
| March 14-16      | WCHA Final Five     |       |
| March 22-24      | NCAA Regional       |       |
| April 4-6        | NCAA Frozen Four^   |       |

% - Hall of Fame Game  
 \$ - exhibition game  
 # - non-conference game  
 ^ - Xcel Energy Center, St. Paul, Minn.  
 all game times are Central  
 game times are subject to change  
 \* - Game heard on KCCO 950-AM (all others heard on WCCO 830-AM)

Wisconsin (8-10-2, 6-5-1) at  
 #4 MINNESOTA (15-3-3, 7-3-2)  
 Kohl Center (15,237)  
 7:05 p.m. • Fri.-Sat., Jan. 11-12, 2002

The Series vs. Wisconsin: Minnesota leads the all-time series vs. Wisconsin by a 130-71-14 advantage (.637) • the Golden Gophers took three of four from the Badgers last season • Wisconsin is 6-3-1 in the last 10 meetings • Minnesota is 3-3-0 at the Kohl Center.

Last Year: Minnesota improved to 7-0-1 with a sweep of the Badgers a year ago last November. The Golden Gophers won the opener with four unanswered third-period goals in a 4-0 victory. Minnesota closed out the sweep with a 5-2 win the following night.

In January in Madison, the Badgers defeated Minnesota 4-2 as Matt Murray scored a pair of goals. In the rematch, it was all Maroon and Gold in an 8-2 rout. Grant Potulny notched his first career hat trick.

Hauser vs. the Badgers: Senior goaltender Adam Hauser is 5-5-1 with a 3.01 goals-against-average and .908 saves percentage against Wisconsin in his career. All five of his losses have been by two goals or less. He is 3-3-0 with a 3.12 gaa and .902 saves percentage in games played at the Kohl Center.

About Wisconsin: The Badgers entered the holiday break with a sweep of North Dakota in Madison, but have gone 0-3-1 since then. Last weekend, Wisconsin was swept at Denver and currently sits in fifth place in the league. The Badgers trail Minnesota by three points.

Wisconsin returns 19 letterwinners from a team that finished 22-15-4 a year ago. Despite losing All-American Dany Heatley, the Badgers return five of their top six scorers.

The Badgers also had to replace the school's all-time leader in wins, Graham Melanson. Junior Scott Kabatoff and freshman Bernd Bruckler have seen action in net this season. Kabatoff is 6-6-2 with a 2.61 goals-against-average and .929 saves percentage. Bruckler is 2-4-0 with a 2.70 gaa and .924 saves percentage.

Lucia vs. the Badgers: Don Lucia owns a 16-22-0 career record vs. Wisconsin, including a 3-6-0 mark with the Golden Gophers. His best stretch against the Badgers occurred from 1995-97 while coaching Colorado College. The Tigers won 10 of 11 meetings vs. Wisconsin.

### Series Information

Minnesota leads 130-71-14  
 Last 10 games - UW leads 6-3-1  
 First meeting - 1/15/22, MN 3-0  
 Last meeting - 1/20/01, MN 8-2  
 Minnesota's longest win streak - 9  
 North Dakota's longest win streak - 5  
 '00s - UW 4-3-0  
 '90s - MN 28-12-4  
 Last sweep by Minnesota - 11/3-4/00  
 Last sweep by UW - 2/25-26/00  
 Last shutout by Minnesota - 11/3/00  
 Last shutout by UW - 11/12/83

### Team Comparisons

| Minnesota     |                    | Wisconsin     |
|---------------|--------------------|---------------|
| 36/115 (.313) | PP                 | 17-94 (.181)  |
| 16/68 (.235)  | WCHA PP            | 11/62 (.177)  |
| 92/106 (.849) | PK                 | 92/105 (.876) |
| 55/66 (.833)  | WCHA PK            | 46/61 (.751)  |
| 5-3-2 (.600)  | Last 10 games      | 2-6-2 (.300)  |
| 11-2-0 (.846) | Home               | 5-3-0 (.625)  |
| 4-1-3 (.688)  | Road               | 3-6-1 (.350)  |
| 4.8           | Goals/Game         | 3.0           |
| 2.3           | Goals Allowed/Game | 2.8           |
| 7.6           | Penalties/Game     | 8.4           |
| 37.6          | Shots On Goal/Game | 29.9          |

### MEDIA INFORMATION

TV: Fox Sports North -  
 Frank Mazzocco-play-by-play;  
 Doug Woog - color

RADIO: KCCO-950 AM  
 (Friday); WCCO-830 AM  
 (Saturday);

- Wally Shaver - play-by-play;  
 Glen Sonmor - color

INTERVIEWS: The coaching staff and players are available for interviews on Wednesday this week by request through the Media Relations office. The Golden Gopher locker room is CLOSED to the media at all times.

ON THE WEB: All Golden Gopher hockey games can be heard at [www.gophersports.com](http://www.gophersports.com). Click on the "Gameday" link.

### University of Minnesota Media Relations

Phone: (612) 625-4090  
 Fax: (612) 625-0359

Website: [www.gophersports.com](http://www.gophersports.com)  
 Contact: John Romo  
 Phone: (612) 624-7318  
 E-Mail: [romox001@umn.edu](mailto:romox001@umn.edu)

## 2001-02 Record When...

|                                     |        |
|-------------------------------------|--------|
| Overall Record                      | 15-3-3 |
| WCHA Record                         | 7-3-2  |
| Home Record                         | 11-2-0 |
| Road Record                         | 4-1-3  |
| Neutral Site Record                 | 0-0-0  |
| Last 20 Games (including last year) | 14-3-3 |
| Last 10 Games (including last year) | 5-3-2  |
| Last 5 Games (including last year)  | 3-2-0  |
| Scoring A Power-Play Goal           | 13-2-3 |
| Not Scoring A Power-Play Goal       | 2-1-0  |
| Allowing A Power-Play Goal          | 5-2-3  |
| Not Allowing A Power-Play Goal      | 10-1-0 |
| Scoring A Short-Handed Goal         | 6-1-1  |
| Allowing A Short-Handed Goal        | 0-0-0  |
| 10 Or More Penalties                | 3-1-2  |
| Fewer Than 10 Penalties             | 12-2-1 |
| More Penalties Than Opponent        | 3-2-1  |
| Fewer Penalties Than Opponent       | 9-1-1  |
| Same Amount Of Penalties            | 3-0-1  |
| In One-Goal Games                   | 3-3-0  |
| In Two-Goal Games                   | 4-0-0  |
| In Three-Goal or More Games         | 8-0-0  |
| In Overtime Games                   | 0-0-3  |
| Scoring 4 or More Goals             | 12-0-2 |
| Scoring 3 or Fewer Goals            | 3-3-1  |
| Scoring 3 or More Goals             | 12-2-2 |
| Scoring 2 or Fewer Goals            | 2-1-1  |
| Allowing 4 or More Goals            | 1-2-2  |
| Allowing 3 or Fewer Goals           | 14-1-1 |
| Scoring First Goal Of Game          | 9-1-0  |
| Opponents Score First               | 6-2-3  |
| Leading After One Period            | 9-1-1  |
| Trailing After One Period           | 4-1-1  |
| Tied After One Period               | 2-1-1  |
| Scoring First Goal Of Second Period | 8-0-1  |
| Leading After Two Periods           | 11-1-1 |
| Trailing After Two Periods          | 3-2-2  |
| Tied After Two Periods              | 1-0-0  |
| Scoring First Goal Of Third Period  | 13-1-2 |
| Having 10-19 Shots On Goal          | 0-0-0  |
| Having 20-29 Shots On Goal          | 1-0-1  |
| Having 30-39 Shots On Goal          | 7-2-1  |
| Having 40 or More Shots On Goal     | 7-1-1  |
| Allowing 10-19 Shots On Goal        | 2-0-0  |
| Allowing 20-29 Shots On Goal        | 10-2-1 |
| Allowing 30-39 Shots On Goal        | 3-1-1  |
| Allowing 40 or More Shots On Goal   | 0-0-1  |
| Outshooting Opponent                | 13-3-2 |
| Opponent Outshoots Minnesota        | 2-0-1  |
| Shots Are Even                      | 0-0-0  |
| October                             | 5-0-0  |
| November                            | 6-1-2  |
| December                            | 3-1-1  |
| January                             | 1-1-0  |
| February                            | 0-0-0  |
| March                               | 0-0-0  |
| Tuesdays                            | 0-0-0  |
| Fridays                             | 9-1-0  |
| Saturdays                           | 5-2-2  |
| Sundays                             | 1-0-1  |
| Series Record                       | 3-0-4  |
| Games Following A Win               | 10-2-2 |
| Games Following A Loss              | 2-0-1  |
| Games Following A Tie               | 2-1-0  |

## News & Notes

**Golden Gophers Split Series with Rival North Dakota:** Minnesota salvaged a split with North Dakota at Mariucci Arena, thanks to a third-period rally on Saturday in a 2-1 win. The Golden Gophers trailed 1-0 with less than eight minutes to play before All-American Jordan Leopold scored a pair of goals in a span of 6:09. On Friday night, UND rallied from a 2-0 deficit to claim a 4-3 win.

**Minnesota Drops in Rankings for Second Straight Week:** Minnesota fell one spot to fourth in the latest *USA Today*/American Hockey Magazine Rankings. It is the lowest the Golden Gophers have been ranked all season.

St. Cloud State remained in the top spot for the fifth week in a row with 15 of the 19 first-place votes. Denver remained in the number two spot and received three third-place votes. New Hampshire moved ahead of Minnesota and received a first-place vote. UMass-Lowell remained in the number five slot.

**Climbing the Charts:** Jordan Leopold's two goals on Saturday night allowed the All-American to become the all-time leading goal scorer among defensemen in school history. His total of 38 moves him past Mike Crowley and Tony Kellin. With his three-point weekend, he moved into fifth-place all-time with 120 career points. This season, Leopold's total of 13 goals is already the fifth-highest single-season total in school history. The school record is 19 by Randy Skarda in 1987-88.

**In the WCHA Spotlight:** In 12 WCHA games, Leopold leads the team in points (16), goals (9), power-play goals (5), game-winning goals (2) and shots (66).

**More on Leo:** Arguably the top defenseman in the nation, Jordan Leopold surprised many by returning for his senior season. After a dominating junior campaign, Leopold has established himself as a preseason candidate for the Hobey Baker Award. He is one of only two returning Hobey Baker Award finalists from a year ago. After leading the nation in defenseman scoring, Leopold was a first-team All-American and Minnesota's first WCHA Defensive Player of the Year. Of the four first-team All-Americans on defense from last season, Leopold is the lone returnee.

**Caught in the Web:** Freshman Travis Weber outdueled UND rookie Josh Siembida on Sunday night. The Hibbing, Minn., native stopped 21-of-22 shots as he picked up his second win vs. UND this season. He improved to 4-0-0 on the year, including a 3-0-0 mark at Mariucci Arena.

Weber had a poor start at Michigan Tech on Nov. 3, but is 2-0-0 since with a 1.00 goals-against-average and .957 saves percentage. In four of his five appearances this season he has allowed just one goal on each occasion.

**The Comeback Trail:** Both UND and Minnesota claimed a third-period comeback this past weekend. The Golden Gophers were 11-0-1 when leading after two periods until losing on Friday night. On Saturday, Minnesota improved to 3-2-2 on the year when trailing after two periods. In the previous four seasons, the Golden Gophers were 1-52-5. The 1996-97 squad was 3-9-1 when trailing after two periods.

## Career Scoring vs. Wisconsin

| Player (games)      | G-A--Pts | Notes                               |
|---------------------|----------|-------------------------------------|
| Jordan Leopold (12) | 3-8--11  | 1-7--8 in four games last year      |
| John Pohl (13)      | 5-5--10  | 2-1--3 in 5-2 win on 11/4/00        |
| Jeff Taffe (9)      | 3-6--9   | 2-4--6 in series on 1/19-20/01      |
| Troy Riddle (4)     | 0-4--4   | 3a in 8-2 win on 1/20/01            |
| Grant Potulny (4)   | 3-1--4   | 1st career hat trick in 1/20/01 win |
| Matt Koalska (4)    | 3-1--4   | 1g, 1a in 5-2 win on 11/4/00        |
| Erik Wendell (11)   | 1-2--3   | 1g in 4-0 win on 11/3/00            |
| Matt DeMarchi (9)   | 1-2--3   | 1g in 8-2 win on 1/20/01            |
| Paul Martin (4)     | 0-2--2   | 2a in 8-2 win on 1/20/01            |
| Nick Anthony (8)    | 0-1--1   | 1a in 5-4 loss on 2/26/00           |
| Nick Angell (12)    | 0-1--1   | 1a in 5-2 win on 11/4/00            |
| Pat O'Leary (9)     | 0-1--1   | 1a in 4-2 loss on 1/19/01           |

**Down to the Wire:** Eight of Minnesota's last nine games have been decided by one goal or less with the Golden Gophers claiming a 4-3-2 record. Dating back to last season, Minnesota's last five losses have come by one goal. The Golden Gophers are 13-16-0 in one-goal games under Don Lucia. The last time Minnesota finished with a winning record in one-goal games was in 1996-97 (7-5-0).

**Home Cookin':** The Golden Gophers are 11-2-0 at home this season. The Golden Gophers have won 20 of their last 23 games at Mariucci Arena. In Minnesota's last 24 home games, the Golden Gophers are 20-4-0 with St. Cloud State and North Dakota both claiming a pair of victories. The Golden Gophers are 111-44-13 (.699) all-time at the new Mariucci Arena. This past weekend's series with UND had the highest two-game attendance total in school history at 20,397.


**The State of Hockey:** Sunday night featured a rare doubleheader in the Twin Cities. 10,183 fans turned out for the Minnesota-North Dakota game at Mariucci Arena, while 18,568 attended the Minnesota Wild-Buffalo Sabres game at the Xcel Energy Center in St. Paul. That's a total of 28,751.

**Ballard Back in the Lineup:** Freshman Keith Ballard returned from his stint with the U.S. National Junior Team in time to play in Sunday's game vs. UND. Of course, he had to do it in Jordan Leopold's spare set of skates. Ballard made it back to the Twin Cities, but his hockey gear didn't arrive in time for the game.

Ballard and the U.S. Team finished in fifth place at the World Junior Championships. The U.S. was defeated by Russia 6-1 in the quarterfinals, but fought back to claim fifth with a 4-3 win over Czech and a 3-2 decision against Sweden. Ballard finished with 1-1--2 in seven games and tied for the team lead with +4. Ballard was the lone player from the WCHA on the U.S. Team.

**Head Coach Don Lucia:** Golden Gopher Head Coach Don Lucia has a career coaching record of 341-190-35 (.633) in 14 seasons behind the bench. On Saturday, Dec. 8 at Denver, he coached in his 100th career game with Minnesota. He owns a 62-35-7 mark (.630) with the Golden Gophers. His teams have won 20 or more games in each of the past nine seasons and have had just one sub-par .500 season in the past 14 years. He has guided his teams to the NCAA Tournament in six of the past seven campaigns.

**Telltale Signs:** In Minnesota's 15 victories, the opponents are just 8-of-71 (.113) on the power-play. In the three losses and three ties, the opponents are 8-of-37 (.216).



Senior All-American Jordan Leopold's 13 goals on the season is already tied for the fifth-highest single-season total by a Golden Gopher defenseman.

## Player Notes

### #1 ADAM HAUSER

- is 40-20-8 with a 2.60 goals-against-average and .903 save percentage in 68 career games at Mariucci Arena
- is 29-28-7 with a 3.23 goals-against-average and .895 saves percentage in 64 career games away from Mariucci Arena
- first U of M goaltender to have two assists in one season since Jeff Callinan had two in 1994-95

### #3 JORDAN LEOPOLD

- entered year with nine career power-play goals. Already has seven this year
- leads team with 102 shots on goal

### #5 JON WAIBEL

- scored game-winning goal against North Dakota in the season-opener. Needed 30 games to get his first goal last season

### #6 JUDD STEVENS

- collected first collegiate goal against Providence, 12/29

### #9 JOHN POHL

- 26 of his 36 points have come at Mariucci Arena
- broke seven-game goal scoring drought with two vs. Providence, 12/29
- has six-game point streak (2-7--9)

### #10 PAUL MARTIN

- dating back to last season, has 8-36--44 in his last 41 games
- team is 5-0-0 when he scores a goal this season

### #11 ERIK WENDELL

- younger sister Krissy is a member of the U.S. Olympic Hockey Team

### #15 MIKE ERICKSON

- out of the lineup since breaking his foot vs. Minnesota-Duluth, Oct. 17...return not imminent

### #16 NICK ANTHONY

- out until mid-February after surgery for a sports hernia on Tuesday of this week

### #19 MATT DEMARCHI

- team is 8-0-2 over the past two seasons when he is called for three or more penalties

### #21 TROY RIDDLE

- has two goals in his last 14 games, after collecting seven in his first seven games

### #22 JEFF TAFFE

- has 95 shots on goal, as compared to John Pohl's total of 43

### #24 MATT KOALSKA

- had 6-10--16 in his first 11 games, but just 1-2--3 in his last 10


### #31 TRAVIS WEBER

- is 3-0-0 in three starts at Mariucci Arena with a 1.33 goals-against-average and .942 saves percentage

## The Lucia Ledger

**Head Coach Don Lucia**  
(Notre Dame, 1981)

- Third season at Minnesota. Has a career record of 62-35-7 (.630)
- 15th season as a head coach. Has a career record of 341-190-35 (.633)
- Minnesota had five more victories than the previous season in Lucia's first year in 1999-2000
- Golden Gophers improved by seven victories in the win column in Lucia's second year
- 1994 National Coach of the Year
- Two-time WCHA Coach of the Year
- Led Colorado College to three consecutive WCHA titles.
- has coached 10 All-Americans, including Golden Gopher defenseman Jordan Leopold
- has coached 35 All-WCHA teams members
- recruited the nation's most productive freshman class a year ago
- has led his teams to the NCAA Tournament in six of the last seven seasons
- led Colorado College to a national runner-up finish in 1994-95
- winningest coach in Colorado College history



*In his last trip to Madison, sophomore Grant Potulny recorded his first career hat trick in an 8-2 win. The Grand Forks, N.D., native has four career multi-goal games.*

**Mr. Consistency:** Senior John Pohl has been a model of consistency this year for the Golden Gophers. He has tallied at least a point in 19 of Minnesota's 21 games. In the process, he has steadily climbed the school's career scoring list. With 157 points in his career, he is tied with Mike Crowley for 23rd on the all-time list. He needs just two assists to tie Ryan Kraft and Neal Broten for 13th place all-time with 104 assists. He currently has a six-game point streak.

## The Friendly Confines

**Mariucci Arena**  
Opened in October, 1993

- The Golden Gophers were 18-4-1 (.804) at Mariucci Arena last season.
- Minnesota is 111-44-13 (.699) all-time at Mariucci Arena.
- The 1995-96 squad went 19-2-0 (.905) at home.
- Seating capacity has increased twice since the opening of Mariucci. Capacity increased from 9,305 to 9,700 in 1996-97. It was increased to 10,000 for this season.
- 18 luxury suites were built in the offseason.
- The largest crowd at Mariucci Arena was 10,231 on Nov. 30, 2001 vs. St. Cloud State
- The largest attendance in a single series was 20,397 vs. UND, Jan. 5-6, 2002.
- The first official game in the new Mariucci Arena was on Oct. 30, 1993. Minnesota and St. Cloud State tied 4-4.
- The longest winning streak in the new Mariucci Arena is 10 games, Nov. 12, 1995 to Feb. 9, 1996 and March 9, 2001 to November 30, 2001.
- Minnesota's longest home losing streak is just four games, Nov. 1-Dec. 19, 1997

**Taffe Breaks Out of Slump:** Entering the Mariucci Classic, junior Jeff Taffe was in the midst of a modest scoring drought with three assists in his previous five games. In the tournament, he broke out with a four-point weekend. This past weekend, he tallied a goal and an assist vs. North Dakota. He is tied for second in the nation with eight power-play goals and ranks fourth in the WCHA with 17-13--30.

**Mariucci Classic Springboard:** In five of the past six seasons, Minnesota has used the Mariucci Classic as a second-half springboard. Following is a breakdown of the streaks the Golden Gophers have gone on after the tournament:

|           |        |
|-----------|--------|
| 2000-01   | 12-2-0 |
| 1999-2000 | 9-3-0  |
| 1998-99   | 0-4-4  |
| 1997-98   | 5-1-0  |
| 1996-97   | 6-2-0  |
| 1995-96   | 8-0-0  |

**Hauser Nearing All-Time Win Record:** With 69 career victories, Adam Hauser needs just four more to tie all-time leader Robb Stauber. Hauser is already Minnesota's career leader in minutes played, games played, saves and shutouts.

Hauser is also moving up the WCHA charts. He currently ranks third in minutes played and is on track to pass Wisconsin's Graham Melanson for the record. He needs to play in eight more games to tie Melanson's league record of 140.

**Solid Start:** Since being pulled in a less than memorable season debut at North Dakota, Oct. 5, Adam Hauser has played well in goal. Since the season opener, he has a 2.07 goals-against-average and .922 save percentage in his last 15 appearances. Two of those appearances were in relief of freshmen goaltenders Travis Weber and Justin Johnson. Overall, Hauser is 3-1-3 with a 2.89 gaa and .905 saves percentage on the road.

**On the Road Again:** Minnesota will spend four of the next five weekends on the road in WCHA play. The Golden Gophers are 4-1-3 away from Mariucci Arena this year. In Minnesota's eight road games, the Golden Gophers have trailed in six of those contests. Minnesota is 2-1-3 in those games. In five of those road games, the Golden Gophers have trailed by two or more goals. Minnesota is 2-1-2 in those games.

**Sophomore Slump?:** The nation's most productive freshman class a year ago, this year's sophomores have been even more dominating this season. A year ago, the group of six had 22-22--44 after 21 games. This year, the sophomores have accounted for 30-53--83. All six are ahead of their scoring pace of a year ago, most noticeably Paul Martin. A year ago, Martin had collected just three points after 21 games, while this year, he already has 23.

**Rookies Holding Their Own:** Following in the footsteps of the nation's most productive freshman class, this year's class of rookies have made their contribution. Defensemen Keith Ballard and Judd Stevens are both regulars on the team's second power-play unit and Barry Tallackson has also seen increased time with the special teams. Jake Fleming is tied for the team lead with two shorthanded goals.

In all, their collective totals of 16-32--48 exceed the freshman totals at this time a year ago of 22-22--44. That is in spite of rookie Mike Erickson being out of the lineup for the past 12 games.

**On the Defensive:** While Jordan Leopold receives the majority of the attention among Golden Gopher blueliners, Minnesota can boast one of the top defensive units in the nation. Playing alongside Leopold, Matt DeMarchi, a second-round NHL Draft pick, is one of the most physical players in the WCHA. Sophomore Paul Martin is second in the league behind Leopold in defenseman scoring. The trio is joined by this year's preseason WCHA newcomer of the year Keith Ballard.

**The Protege':** Sophomore Paul Martin is following in the footsteps of All-American Jordan Leopold. Martin now has 5-18--23 and ranks second in the WCHA in defenseman scoring. Martin already has seven multi-point games on the year and began the season with a 10-game point streak.

**Evening Things Up:** Last year, 36.3 percent of the team's goals came on the power-play (62/171). That is the highest percentage since the 1980-81 squad had 37.9 percent of its goals come on the power-play. That team set school records with 261 goals and 99 power-play goals. This year, 36 of the team's 101 goals (35.6 percent) have come with the man-advantage. In all, 56 of the team's 101 goals (55.4 percent) have come with both teams at full strength.

**Thinking Outside the Box:** At its current pace, Minnesota will have its lowest penalty and penalty minute totals in more than 10 years. The Golden Gophers are averaging 7.6 penalties and 15.7 minutes per game this season. The following is a breakdown of the past 10 years:

| Year      | Penalties | Penalty Minutes |
|-----------|-----------|-----------------|
| 2001-02   | 7.6       | 15.7            |
| 2000-01   | 9.0       | 20.4            |
| 1999-2000 | 7.6       | 16.5            |
| 1998-99   | 8.2       | 19.2            |
| 1997-98   | 9.8       | 22.7            |
| 1996-97   | 9.4       | 23.5            |
| 1995-96   | 10.4      | 23.3            |
| 1994-95   | 10.1      | 23.7            |
| 1993-94   | 9.9       | 21.7            |
| 1992-93   | 9.7       | 21.3            |
| 1991-92   | 12.4      | 27.4            |

**Up Next:** The Golden Gophers travel north for their first matchup with former assistant coach John Hill and his Alaska Anchorage Seawolves.



*Senior Adam Hauser has a 3-3-0 record in Madison. In his three losses, two have been by one goal and the other was a 4-2 setback last January.*

## Goal Breakdown

|                              | MN | OPP |
|------------------------------|----|-----|
| 5-on-5                       | 52 | 32  |
| 5-on-4                       | 33 | 14  |
| 6-on-5                       | 2  | 0   |
| 4-on-5                       | 9  | 0   |
| 4-on-4                       | 2  | 2   |
| 5-on-3                       | 3  | 1   |
| 4-on-3                       | 0  | 0   |
| Power Play                   | 36 | 16  |
| Shorthanded                  | 9  | 0   |
| Empty Net                    | 1  | 1   |
| First Minute of Game         | 2  | 0   |
| First 2 Minutes of Game      | 4  | 0   |
| First 5 Minutes of Game      | 7  | 2   |
| First 10 Minutes of Game     | 16 | 7   |
| First Goal of Game           | 10 | 11  |
| First Minute of Period       | 6  | 1   |
| Last Minute of Period        | 5  | 1   |
| Last Minute of Game          | 4  | 1   |
| Last 5 Minutes of Game       | 9  | 3   |
| To Tie Game - Last 5 Minutes | 2  | 0   |
| To Win Game - Last 5 Minutes | 1  | 1   |
| Unassisted                   | 10 | 2   |
| One Assist                   | 29 | 15  |
| Two Assists                  | 62 | 31  |
| Home                         | 66 | 23  |
| Road                         | 30 | 24  |
| Neutral                      | 0  | 0   |
| Overtime                     | 0  | 0   |

### GOAL SCORED AFTER OPPONENTS' GOAL

|                       | MN | OPP |
|-----------------------|----|-----|
| Less Than One Minute  | 3  | 1   |
| One To Three Minutes  | 6  | 1   |
| Three To Five Minutes | 6  | 1   |

## Record When Having a Point

| Player            | No. of Games | Record        |
|-------------------|--------------|---------------|
| John Pohl         | 19 of 21     | 15-2-2 (.800) |
| Jordan Leopold    | 16 of 21     | 11-3-2 (.750) |
| Jeff Taffe        | 15 of 21     | 11-1-2 (.857) |
| Paul Martin       | 14 of 21     | 11-1-2 (.857) |
| Troy Riddle       | 14 of 21     | 10-2-2 (.786) |
| Grant Potulny     | 13 of 20     | 9-2-2 (.769)  |
| Matt Koalska      | 11 of 21     | 8-1-2 (.818)  |
| Keith Ballard     | 11 of 18     | 10-1-0 (.909) |
| Erik Wendell      | 9 of 21      | 8-0-1 (.944)  |
| Judd Stevens      | 8 of 21      | 5-1-2 (.750)  |
| Barry Tallackson  | 8 of 21      | 5-1-2 (.750)  |
| Jake Fleming      | 7 of 20      | 4-0-3 (.786)  |
| Nick Anthony      | 5 of 14      | 5-0-0 (1.00)  |
| Nick Angell       | 5 of 21      | 4-1-0 (.800)  |
| Jon Waibel        | 4 of 21      | 2-1-1 (.625)  |
| Pat O'Leary       | 4 of 18      | 3-0-1 (.833)  |
| Matt DeMarchi     | 4 of 14      | 3-1-0 (.750)  |
| Brett MacKinnon   | 3 of 9       | 2-0-1 (.833)  |
| Joey Martin       | 3 of 6       | 2-1-0 (.667)  |
| Mike Erickson     | 2 of 9       | 2-0-0 (1.00)  |
| Garrett Smaagaard | 2 of 13      | 2-0-0 (1.00)  |

## A Comparison...

| Players        | Totals                | Diff. |
|----------------|-----------------------|-------|
| Paul Martin    | 5-18--23 (1-2--3)     | +20   |
| Jeff Taffe     | 17-13--30 (5-13--18)  | +12   |
| John Pohl      | 11-25--36 (12-13--25) | +11   |
| Erik Wendell   | 6-6--12 (2-0--2)      | +10   |
| Matt Koalska   | 7-12--19 (4-7--11)    | +8    |
| Troy Riddle    | 9-10--19 (9-2--11)    | +8    |
| Jon Waibel     | 2-3--5 (0-3--3)       | +2    |
| Grant Potulny  | 7-10--17 (8-7--15)    | +2    |
| Nick Angell    | 1-7--8 (2-4--6)       | +2    |
| Jordan Leopold | 13-12--25 (5-18--23)  | +2    |
| Matt DeMarchi  | 1-4--5 (2-4--6)       | -1    |
| Pat O'Leary    | 2-2--4 (4-3--7)       | -3    |
| Nick Anthony   | 4-3--7 (3-7--10)      | -3    |

(2000-01 totals in parenthesis)

## 2001-02 Month-By-Month

| Month         | Home          | Away         | WCHA         | Overall       |
|---------------|---------------|--------------|--------------|---------------|
| October       | 4-0-0         | 1-0-0        | 0-0-0        | 5-0-0         |
| November      | 4-1-0         | 2-0-2        | 5-1-1        | 6-1-2         |
| December      | 2-0-0         | 1-1-1        | 1-1-1        | 3-1-1         |
| January       | 1-1-0         | 0-0-0        | 1-1-0        | 1-1-0         |
| February      | 0-0-0         | 0-0-0        | 0-0-0        | 0-0-0         |
| March         | 0-0-0         | 0-0-0        | 0-0-0        | 0-0-0         |
| <b>Totals</b> | <b>11-2-0</b> | <b>4-1-3</b> | <b>7-3-2</b> | <b>15-3-3</b> |

| Month             | GF         | GA         | PP          | PK          |
|-------------------|------------|------------|-------------|-------------|
| October (5 games) | 7.6        | 1.6        | 50.0        | 90.9        |
| November (9)      | 4.7        | 2.9        | 31.5        | 75.5        |
| December (5)      | 3.2        | 2.0        | 18.2        | 92.6        |
| January (2)       | 2.5        | 2.5        | 9.1         | 0.0         |
| February          |            |            |             |             |
| March             |            |            |             |             |
| <b>Totals</b>     | <b>4.8</b> | <b>2.3</b> | <b>31.3</b> | <b>84.9</b> |

## WCHA Freshmen Scoring

| Rk. | Team (# of games)     | Fr. Scoring | Leader                      |
|-----|-----------------------|-------------|-----------------------------|
| 1.  | St. Cloud State (22)  | 23-43--66   | Peter Szabo (4-17--21)      |
| 2.  | North Dakota (21)     | 21-36--57   | Brandon Bochenski (7-9--16) |
| 3.  | Minnesota (21)        | 16-32--48   | Keith Ballard (4-9--13)     |
| 4.  | Michigan Tech (20)    | 14-28--42   | Two tied at 12              |
| 5.  | Minnesota-Duluth (22) | 16-23--39   | Evan Schwabe (5-4--9)       |
| 6.  | Denver (20)           | 14-22--36   | Jon Foster (6-8--14)        |
| 7.  | MSU, Mankato (20)     | 8-26--34    | Steven Johns (0-14--14)     |
| 8.  | Alaska Anchorage (18) | 7-17--24    | John Hopson (5-5--10)       |
| 9.  | Colorado College (20) | 4-14--18    | Two tied at 5               |
| 10. | Wisconsin (16)        | 6-6--12     | Alex Leavitt (6-6--12)      |

## WCHA Defensemen Scoring

| Rk. | Team (# of games)     | Fr. Scoring | Leader                       |
|-----|-----------------------|-------------|------------------------------|
| 1.  | Minnesota (21)        | 25-63--88   | Jordan Leopold (13-12--25)   |
| 2.  | Minnesota-Duluth (22) | 17-45--62   | Andy Reiersson (8-13--21)    |
| 3.  | St. Cloud State (21)  | 13-47--60   | Derek Eastman (3-14--17)     |
| 4.  | Denver (20)           | 9-43--52    | Jesse Cook (2-10--12)        |
| 5.  | Colorado College (20) | 12-38--50   | Tom Preissing (2-16--18)     |
| 6.  | North Dakota (21)     | 16-25--41   | Aaron Schneekloth (5-12--17) |
| 7.  | MSU, Mankato (22)     | 8-31--39    | Steven Johns (0-14--14)      |
| 8.  | Michigan Tech (20)    | 7-26--33    | Justin Brown (1-9--10)       |
| 9.  | Wisconsin (18)        | 8-23--31    | Dan Boeser (3-10--13)        |
| 10. | Alaska Anchorage (18) | 7-20--27    | Matt Shasby (3-5--8)         |

## THE LAST TIME IT HAPPENED

### Minnesota Swept A Road Series:

February 9-10, 2001 at MSU, Mankato (4-1, 3-1)

### Minnesota Was Swept In A Road Series:

December 1-2, 2000 at Denver (4-0, 4-1)

### Minnesota Swept A Home Series:

November 16-17, 2001 vs. UMD (5-1, 5-3)

### Minnesota Was Swept In A Home Series:

February 25-26, 2000 vs. Wisconsin (4-2, 5-4)

### Minnesota Shut Out An Opponent:

October 27, 2001 vs. Colgate  
(Justin Johnson, 9-0)

### An Opponent Shut Out Minnesota:

March 16, 2001 vs. St. Cloud State (Scott Meyer, 3-0)

### Minnesota Player Scored A Hat Trick:

November 23, 2001 at Michigan  
(Jeff Taffe, 5-2 Minnesota win)

### Minnesota Player Scored A Pure Hat Trick:

February 26, 1999 at Minnesota-Duluth  
(Wyatt Smith, 4-1 Minnesota win)

### An Opponent Scored A Hat Trick:

March 2, 2001 vs. St. Cloud State  
(Jon Cullen, three goals, 6-1, Minnesota loss)

### Minnesota Player Scored Four Goals In A Game:

February 27, 1999 at Minnesota-Duluth  
(Reggie Berg, 10-7 Minnesota win)

### Minnesota Won When Trailing After Two Periods:

January 6, 2002 vs. North Dakota  
(2-1/trailing 1-0 heading into third period)

### Minnesota Had 50 or More Shots On Goal In A Game:

December 29, 2001 vs. Providence  
(50 shots, 6-1 Minnesota win)

### Opponent Had 50 or More Shots On Goal In A Game:

January 31, 1997 at North Dakota  
(51 shots, 6-4 Minnesota loss)

### Minnesota Player Scored A Shorthanded Goal:

December 8, 2001 at Denver  
(Troy Riddle, third period, 4-3 loss)

### Minnesota Won In Overtime:

March 11, 2000 vs. Colorado College (3-2)  
*Minnesota is 0-2-5 in overtime games since*

### Minnesota Lost In Overtime:

March 23, 2001 vs. Maine (5-4)

### Minnesota Tied In Overtime:

December 1, 2001 at St. Cloud State (2-2)

### Minnesota Scored 10 Goals Or More In A Game:

December 9, 2000 vs. Quinnipiac  
(11-2 Minnesota win)

### Opponent Scored 10 Goals Or More In A Game:

January 30, 1993 at Michigan Tech  
(10-2 Minnesota loss)

## Career Game Highs

### #1 Adam Hauser

Goals Allowed: 0 (8 times, last 10/26/01 vs. Colgate)  
Saves: 45 (12/1/01 at SCSU)  
Saves %: 1.000 (8 times, last 10/26/01 vs. Colgate)

### #3 Jordan Leopold

Goals: 2 (6 times, last 1/6/02 vs. UND)  
Assists: 3 (5 times, last 3/17/01 vs. CC)  
Points: 4 (2 times, 1/20/01 at Wis.)

### #5 Jon Waibel

Goals: 1 (3 times, last 11/17/01 vs. UMD)  
Assists: 1 (9 times, last 12/8/01 at DU)  
Points: 2 (11/17/01 vs. UMD)

### #6 Judd Stevens

Goals: 1 (12/29/01 vs. Prov.)  
Assists: 2 (2 times, last 10/27/01 vs. Colgate)  
Points: 2 (3 times, last 12/29/01 vs. Prov.)

### #9 John Pohl

Goals: 3 (1/15/00 vs. Denver)  
Assists: 5 (10/27/01 vs. Colgate)  
Points: 5 (10/27/01 vs. Colgate)

### #10 Paul Martin

Goals: 1 (8 times, last 12/28/01 vs. FSU)  
Assists: 3 (10/5/01 at UND)  
Points: 3 (10/5/01 at UND)

### #11 Erik Wendell

Goals: 2 (2/2/01 vs. MTU)  
Assists: 2 (10/5/01 at UND)  
Points: 2 (6 times, last 11/17/01 vs. UMD)

### #13 Keith Ballard

Goals: 1 (4 times, last 11/23/01 at Mich.)  
Assists: 2 (2 times, last 11/17/01 vs. UMD)  
Points: 2 (2 times, last 11/17/01 vs. UMD)

### #15 Mike Erickson

Goals: 1 (10/5/01 at UND)  
Assists: 2 (10/26/01 vs. Colgate)  
Points: 2 (10/26/01 vs. Colgate)

### #16 Nick Anthony

Goals: 2 (10/26/01 vs. Colgate)  
Assists: 2 (2 times, last 3/9/01 vs. MTU)  
Points: 3 (2 times, last 3/9/01 vs. MTU)

### #17 Garrett Smaagaard

Goals: n/a  
Assists: 1 (2 times, last 12/29/01 vs. Prov.)  
Points: 1 (2 times, last 12/29/01 vs. Prov.)

### #18 Grant Potulny

Goals: 3 (1/20/01 at Wis.)  
Assists: 2 (2/9/01 at MSU-M)  
Points: 3 (4 times, last 10/27/01 vs. Colgate)

### #19 Matt DeMarchi

Goals: 1 (4 times, last 11/23/01 at Mich.)  
Assists: 2 (2 times, last 2/16/01 vs. CC)  
Points: 2 (4 times, last 11/23/01 at Mich.)

### #20 Joey Martin

Goals: n/a  
Assists: 1 (4 times, last 1/5/02 vs. UND)  
Points: 1 (4 times, last 1/5/02 vs. UND)

### #21 Troy Riddle

Goals: 2 (4 times, last 10/26/01 vs. Colgate)  
Assists: 3 (1/20/01 at Wis.)  
Points: 3 (2 times, last 2/2/01 vs. MTU)

### #22 Jeff Taffe

Goals: 3 (11/23/01 at Michigan)  
Assists: 4 (2/18/00 at MTU)  
Points: 5 (10/19/01 vs. BSU)

### #24 Matt Koalska

Goals: 2 (10/27/01 vs. Colgate)  
Assists: 3 (10/19/01 vs. BSU)  
Points: 4 (10/27/01 vs. Colgate)

### #25 Pat O'Leary

Goals: 2 (2 times, last 12/30/00 vs. LSSU)  
Assists: 1 (8 times, last 12/28/01 at FSU)  
Points: 2 (2 times, last 1/6/01 at UAA)

### #26 Nick Angell

Goals: 1 (8 times, last 11/16/01 vs. UMD)  
Assists: 3 (11/2/01 at MTU)  
Points: 3 (11/2/01 at MTU)

### #27 Barry Tallackson

Goals: 1 (7 times, last 12/29/01 vs. Prov.)  
Assists: 1 (2 times, last 10/26/01 vs. Colgate)  
Points: 2 (10/19/01 vs. BSU)

### #28 Brett MacKinnon

Goals: 1 (11/23/01 at MSU)  
Assists: 1 (2 times, last 12/29/01 vs. Prov.)  
Points: 1 (3 times, last 12/29/01 vs. Prov.)

### #29 Jake Fleming

Goals: 1 (2 times, last 11/17/01 vs. UMD)  
Assists: 1 (5 times, last 12/29/01 vs. Prov.)  
Points: 1 (5 times, last 12/29/01 vs. Prov.)

### #31 Travis Weber

Goals Allowed: 1 (3 times, last 1/6/02 vs. UND)  
Saves: 24 (12/29/01 vs. Prov.)  
Saves %: .960 (12/29/01 vs. Prov.)

### #33 Justin Johnson

Goals Allowed: 0 (10/27/01 vs. Colgate)  
Saves: 31 (11/10/01 vs. MSU-M)  
Saves %: 1.000 (10/27/01 vs. Colgate)

## Home vs. Away

| Home   | Record        | Away  |
|--------|---------------|-------|
| 11-2-0 |               | 4-1-3 |
| 5.1    | Goals For     | 4.4   |
| 1.8    | Goals Against | 3.2   |
| 35.5   | Power-Play    | 23.1  |
| 85.7   | Penalty Kill  | 83.7  |
| 39.6   | Shots For     | 34.4  |
| 23.7   | Shots Against | 31.0  |

## Series Comparison (WCHA)

| 1st Game | Record        | 2nd Game |
|----------|---------------|----------|
| 4-2-0    |               | 3-1-2    |
| 4.0      | Goals For     | 3.5      |
| 2.5      | Goals Against | 2.8      |
| 22.2     | Power-Play    | 25.0     |
| 87.5     | Penalty Kill  | 79.4     |
| 36.2     | Shots For     | 38.3     |
| 25.3     | Shots Against | 30.5     |

**CAREER GOALS – CURRENT PLAYERS**

|                  |    |
|------------------|----|
| John Pohl        | 55 |
| Jeff Taffe       | 39 |
| Jordan Leopold   | 38 |
| Grant Potulny    | 29 |
| Troy Riddle      | 25 |
| Erik Wendell     | 22 |
| Matt Koalska     | 17 |
| Pat O'Leary      | 13 |
| Nick Anthony     | 13 |
| Nick Angell      | 8  |
| Paul Martin      | 8  |
| Barry Tallackson | 7  |
| Matt DeMarchi    | 6  |
| Keith Ballard    | 4  |
| Jon Waibel       | 3  |
| Jake Fleming     | 2  |
| Mike Erickson    | 1  |
| Brett MacKinnon  | 1  |
| Judd Stevens     | 1  |

**CAREER ASSISTS – CURRENT PLAYERS**

|                   |     |
|-------------------|-----|
| John Pohl         | 102 |
| Jordan Leopold    | 83  |
| Jeff Taffe        | 46  |
| Paul Martin       | 33  |
| Matt Koalska      | 26  |
| Nick Angell       | 26  |
| Troy Riddle       | 24  |
| Grant Potulny     | 21  |
| Nick Anthony      | 19  |
| Matt DeMarchi     | 19  |
| Erik Wendell      | 17  |
| Jon Waibel        | 10  |
| Judd Stevens      | 10  |
| Keith Ballard     | 9   |
| Pat O'Leary       | 9   |
| Jake Fleming      | 5   |
| Joey Martin       | 4   |
| Barry Tallackson  | 2   |
| Mike Erickson     | 2   |
| Adam Hauser       | 2   |
| Garrett Smaagaard | 2   |
| Brett MacKinnon   | 2   |

**CAREER POINTS – CURRENT PLAYERS**

|                   |     |
|-------------------|-----|
| John Pohl         | 157 |
| Jordan Leopold    | 121 |
| Jeff Taffe        | 83  |
| Grant Potulny     | 50  |
| Troy Riddle       | 49  |
| Matt Koalska      | 42  |
| Paul Martin       | 41  |
| Erik Wendell      | 39  |
| Nick Angell       | 34  |
| Nick Anthony      | 32  |
| Matt DeMarchi     | 25  |
| Pat O'Leary       | 22  |
| Jon Waibel        | 13  |
| Keith Ballard     | 13  |
| Judd Stevens      | 11  |
| Barry Tallackson  | 9   |
| Jake Fleming      | 7   |
| Joey Martin       | 4   |
| Mike Erickson     | 3   |
| Brett MacKinnon   | 3   |
| Adam Hauser       | 2   |
| Garrett Smaagaard | 2   |

**CAREER GAMES – CURRENT PLAYERS**

|                   |     |
|-------------------|-----|
| John Pohl         | 142 |
| Jordan Leopold    | 141 |
| Adam Hauser       | 132 |
| Nick Angell       | 132 |
| Erik Wendell      | 126 |
| Jeff Taffe        | 98  |
| Pat O'Leary       | 97  |
| Matt DeMarchi     | 91  |
| Nick Anthony      | 81  |
| Matt Koalska      | 63  |
| Jon Waibel        | 63  |
| Grant Potulny     | 62  |
| Paul Martin       | 59  |
| Troy Riddle       | 59  |
| Joey Martin       | 24  |
| Judd Stevens      | 21  |
| Barry Tallackson  | 21  |
| Jake Fleming      | 20  |
| Keith Ballard     | 18  |
| Garrett Smaagaard | 13  |
| Mike Erickson     | 9   |
| Brett MacKinnon   | 9   |
| Chad Roberg       | 7   |
| Travis Weber      | 5   |
| Justin Johnson    | 3   |

**2001-02 WCHA Standings/Schedule**

| Team (Overall Record, win %)    | GP | W  | L  | T | Pts | GF | GA | GDif |
|---------------------------------|----|----|----|---|-----|----|----|------|
| St. Cloud State (18-2-1, .881)  | 16 | 13 | 2  | 1 | 27  | 77 | 31 | +46  |
| Denver (18-2-0, .900)           | 14 | 13 | 1  | 0 | 26  | 63 | 23 | +40  |
| Minnesota (15-3-3, .786)        | 12 | 7  | 3  | 2 | 16  | 45 | 32 | +13  |
| Colorado College (11-7-2, .600) | 14 | 7  | 6  | 1 | 15  | 43 | 39 | +4   |
| Wisconsin (8-10-2, .450)        | 12 | 6  | 5  | 1 | 13  | 36 | 33 | +3   |
| Alaska Anchorage (6-9-3, .417)  | 14 | 5  | 7  | 2 | 12  | 41 | 49 | -8   |
| North Dakota (10-10-1, .500)    | 14 | 5  | 8  | 1 | 11  | 45 | 55 | -10  |
| MSU, Mankato (9-12-1, .432)     | 16 | 5  | 10 | 1 | 11  | 44 | 67 | -23  |
| Michigan Tech (5-13-2, .300)    | 12 | 1  | 9  | 2 | 4   | 23 | 59 | -36  |
| Minnesota-Duluth (7-14-1, .341) | 12 | 0  | 11 | 1 | 1   | 29 | 58 | -29  |

**2001-02 Season Highs/Lows**

**Team**

|   |   |
|---|---|
| <b>MOST GOALS/GAME</b>                    | (9) 10/27 vs. Colgate   |
| <b>LEAST GOALS/GAME</b>                   | (2) four times, last 1/6 vs. UND                                    |
| <b>MOST ASSISTS/GAME</b>                  | (14) 10/27 vs. Colgate  |
| <b>LEAST ASSISTS/GAME</b>                 | (3) two times, last 1/6 vs. UND                                     |
| <b>MOST GOALS AGAINST/GAME</b>            | (5) two times, last 11/3 at Michigan Tech                           |
| <b>LEAST GOALS AGAINST/GAME</b>           | (0) two times, last 10/27 vs. Colgate                               |
| <b>MOST ASSISTS AGAINST/GAME</b>          | (9) 11/3 at Michigan Tech   |
| <b>LEAST ASSISTS AGAINST/GAME</b>         | (0) two times, last 10/27 vs. Colgate                               |
| <b>MOST GOALS/PERIOD</b>                  | (5) 11/2 at Michigan Tech - second period                           |
| <b>MOST GOALS AGAINST/PERIOD</b>          | (4) three times, last 1/5 vs. UND - third period                    |
| <b>MOST POWER PLAY GOALS/GAME</b>         | (5) 10/19 vs. BSU   |
| <b>MOST POWER PLAY GOALS ALLOWED/GAME</b> | (3) 11/25 at MSU  |
| <b>MOST SHOTS ON GOAL/GAME</b>            | (52) 11/10 vs. MSU, Mankato   |
| <b>LEAST SHOTS ON GOAL/GAME</b>           | (23) 12/7 at Denver   |
| <b>MOST SHOTS AGAINST/GAME</b>            | (47) 12/1 at SCSU   |
| <b>LEAST SHOTS AGAINST/GAME</b>           | (18) 10/26 vs. Colgate  |
| <b>MOST SHOTS ON GOAL/PERIOD</b>          | (22) 10/20 vs. BSU - first period                                   |
| <b>MOST SHOTS AGAINST/PERIOD</b>          | (19) 12/1 at SCSU - second period                                   |
| <b>MOST PENALTIES/GAME</b>                | (14) 11/25 at MSU   |
| <b>LEAST PENALTIES/GAME</b>               | (3) 11/23 at Michigan   |
| <b>MOST PIM/GAME</b>                      | (29) 11/17 vs. UMD  |
| <b>LEAST PIM/GAME</b>                     | (6) 11/23 at Michigan   |
| <b>MOST OPP. PENALTIES/GAME</b>           | (12) 2 times, last 11/25 at MSU                                     |
| <b>LEAST OPP. PENALTIES/GAME</b>          | (4) 11/23 at Michigan   |
| <b>MOST OPP. PIM/GAME</b>                 | (24) 2 times, last 11/25 at MSU                                     |
| <b>LEAST OPP. PIM/GAME</b>                | (8) 11/23 at Michigan   |
| <b>QUICKEST TWO GOALS</b>                 | (0:09) 11/2 at Michigan Tech – second period (Anthony, Wendell)     |
| <b>QUICKEST THREE GOALS</b>               | (2:58) 10/5 at North Dakota – third period (Leopold, Taffe, Waibel) |

**Individual**

|                           |  |
|---------------------------|--|
| <b>GOALS/GAME</b>         | (3) Jeff Taffe, 11/23 at Michigan                                    |
| <b>GOALS/PERIOD</b>       | (2) four times, last Jordan Leopold, 1/6 vs. UND                     |
| <b>ASSISTS/GAME</b>       | (5) John Pohl, 10/27 vs. Colgate                                     |
| <b>ASSISTS/PERIOD</b>     | (2) eight times, last John Pohl, 12/29 vs. Providence - first period |
| <b>POINTS/GAME</b>        | (5) two times, last John Pohl, 10/27 vs. Colgate                     |
| <b>POINTS/PERIOD</b>      | (3) Grant Potulny, 10/27 vs. Colgate                                 |
| <b>PENALTIES/GAME</b>     | (4) two times, last Jeff Taffe, 11/17 vs. UMD                        |
| <b>PIM/GAME</b>           | (19) Jeff Taffe, 11/17 vs. UMD                                       |
| <b>SHOTS ON GOAL/GAME</b> | (11) Jordan Leopold, 11/3 at Michigan Tech                           |
| <b>SAVES/GAME</b>         | (45) Adam Hauser, 12/1 at SCSU                                       |

**WCHA Home Records**

| Team             | Record        | Team             | Record       |
|------------------|---------------|------------------|--------------|
| Denver           | 8-1-0 (.889)  | Wisconsin        | 5-4-1 (.550) |
| Minnesota        | 11-2-0 (.846) | North Dakota     | 4-5-0 (.444) |
| St. Cloud State  | 9-1-1 (.864)  | Michigan Tech    | 3-4-2 (.444) |
| Colorado College | 7-2-0 (.778)  | Minnesota-Duluth | 5-9-0 (.357) |
| Alaska Anchorage | 5-2-3 (.650)  | MSU, Mankato     | 3-6-1 (.350) |



## Hauser Watch

### VICTORIES

| Rk. | Player       | Wins | Years        |
|-----|--------------|------|--------------|
| 1.  | Robb Stauber | 73   | 1986-89      |
| 2.  | Adam Hauser  | 69   | 1998-present |

### GAMES PLAYED

| Rk. | Player       | GP  | Years        |
|-----|--------------|-----|--------------|
| 1.  | Adam Hauser  | 132 | 1998-present |
| 2.  | Robb Stauber | 98  | 1986-89      |
| 3.  | Three tied   | 96  |              |

### MINUTES PLAYED

| Rk. | Player       | MP    | Years        |
|-----|--------------|-------|--------------|
| 1.  | Adam Hauser  | 7,710 | 1998-present |
| 2.  | Robb Stauber | 5,717 | 1986-89      |
| 3.  | Steve DeBus  | 5,490 | 1995-98      |

### SAVES

| Rk. | Player         | Saves | Years        |
|-----|----------------|-------|--------------|
| 1.  | Adam Hauser    | 3,293 | 1998-present |
| 2.  | Steve Janaszak | 2,639 | 1975-79      |
| 3.  | Robb Stauber   | 2,553 | 1986-89      |

### SAVE PERCENTAGE

| Rk. | Player           | SV % | Years        |
|-----|------------------|------|--------------|
| 1.  | Jim Mattson      | .906 | 1951-54      |
|     | Robb Stauber     | .906 | 1986-89      |
| 3.  | Murray McLachlin | .902 | 1967-70      |
| 4.  | Adam Hauser      | .898 | 1998-present |

### GOALS-AGAINST-AVERAGE

| Rk. | Player       | GAA  | Years        |
|-----|--------------|------|--------------|
| 1.  | Jim Mattson  | 2.48 | 1951-54      |
| 2.  | Robb Stauber | 2.77 | 1986-89      |
| 3.  | Adam Hauser  | 2.92 | 1998-present |

## WCHA Recordbook

### GAMES PLAYED - OVERALL

| Rk. | Player               | GP  | Years        |
|-----|----------------------|-----|--------------|
| 1.  | Graham Melanson (UW) | 140 | 1997-2001    |
| 4.  | Adam Hauser          | 132 | 1998-present |

### MINUTES PLAYED - OVERALL

| Rk. | Player          | MP    | Years        |
|-----|-----------------|-------|--------------|
| 1.  | Graham Melanson | 8,179 | 1997-2001    |
| 3.  | Adam Hauser     | 7,710 | 1998-present |

### SAVES - OVERALL

| Rk. | Player               | SV    | Years        |
|-----|----------------------|-------|--------------|
| 1.  | Robbie Moore (Mich.) | 4,434 | 1973-76      |
|     | Adam Hauser          | 3,293 | 1998-present |

### SAVES - WCHA ONLY

| Rk. | Player               | SV    | Years        |
|-----|----------------------|-------|--------------|
| 1.  | Robbie Moore (Mich.) | 3,665 | 1973-76      |
|     | Adam Hauser          | 2,259 | 1998-present |

### SHUTOUTS - OVERALL

| Rk. | Player              | SO | Years        |
|-----|---------------------|----|--------------|
| 1.  | Karl Goehring (UND) | 15 | 1997-2001    |
| 7t. | Adam Hauser         | 8  | 1998-present |

## Multiple-Point Games (season/career)

| Player (Games)         | Last Time                           | Record        |
|------------------------|-------------------------------------|---------------|
| John Pohl (11/44)      | 12/29/01 vs. Providence (2g, 2a)    | 10-0-1/34-8-2 |
| Jeff Taffe (10/22)     | 1/5/02 vs. UND (1g, 1a)             | 9-1-0/17-4-1  |
| Paul Martin (7/13)     | 12/28/01 vs. Ferris State (1g, 1a)  | 6-0-0/11-1-0  |
| Jordan Leopold (6/26)  | 1/6/02 vs. UND (2g)                 | 5-0-1/16-7-3  |
| Matt Koalska (5/12)    | 12/8/01 at Denver (1g, 1a)          | 4-1-0/11-1-0  |
| Troy Riddle (4/12)     | 11/2/01 at MTU (1g, 1a)             | 4-0-0/12-0-0  |
| Erik Wendell (3/6)     | 12/29/01 vs. Providence (1g, 1a)    | 3-0-0/6-0-0   |
| Judd Stevens (3/3)     | 12/29/01 vs. Providence (1g, 1a)    | 3-0-0/3-0-0   |
| Grant Potulny (3/13)   | 1/5/02 vs. UND (1g, 1a)             | 1-2-0/9-3-1   |
| Nick Anthony (2/7)     | 11/2/01 at MTU (1g, 1a)             | 2-0-0/7-0-0   |
| Keith Ballard (2/2)    | 11/17/01 vs. UMD (2a)               | 2-0-0/2-0-0   |
| Nick Angell (1/4)      | 11/2/01 at MTU (3a)                 | 1-0-0/3-1-0   |
| Barry Tallackson (1/1) | 10/19/01 vs. Bemidji State (1g, 1a) | 1-0-0/1-0-0   |
| Mike Erickson (1/1)    | 10/26/01 vs. Colgate (2a)           | 1-0-0/1-0-0   |
| Jon Waibel (1/1)       | 11/17/01 vs. UMD (1g, 1a)           | 1-0-0/1-0-0   |
| Pat O'Leary (0/3)      | 1/6/01 at UAA (1g, 1a)              | 0-0-0/3-0-0   |
| Matt DeMarchi (0/3)    | 2/16/01 vs. C.C. (2a)               | 0-0-0/3-0-0   |

## Multiple-Goal Games (season/career)

| Player (Games)       | Last Time                      | Record       |
|----------------------|--------------------------------|--------------|
| Jeff Taffe (5/6)     | 12/28/01 vs. Ferris State (2g) | 5-0-0/5-1-0  |
| John Pohl (4/10)     | 12/29/01 vs. Providence (2g)   | 4-0-0/10-0-0 |
| Jordan Leopold (3/6) | 1/6/02 vs. UND (2g)            | 3-0-0/4-2-0  |
| Troy Riddle (2/4)    | 10/26/01 vs. Colgate (2g)      | 2-0-0/4-0-0  |
| Grant Potulny (1/4)  | 10/27/01 vs. Colgate (2g)      | 1-0-0/4-0-0  |
| Nick Anthony (1/1)   | 10/26/01 vs. Colgate (2g)      | 1-0-0/1-0-0  |
| Matt Koalska (1/1)   | 10/27/01 vs. Colgate (2g)      | 1-0-0/1-0-0  |
| Pat O'Leary (0/2)    | 12/30/00 vs. LSSU (2g)         | 0-0-0/2-0-0  |
| Erik Wendell (0/1)   | 2/2/01 at MTU (2g)             | 0-0-0/1-0-0  |

## Leopold Watch

### POINTS BY A DEFENSEMAN

| Rk. | Player         | Pts. | Years   |
|-----|----------------|------|---------|
| 1.  | Todd Richards  | 158  | 1985-89 |
| 4.  | Dan Trebil     | 124  | 1992-96 |
| 5.  | Jordan Leopold | 120  | 1998-   |

### GOALS BY A DEFENSEMAN

| Rk. | Player         | Goals | Years   |
|-----|----------------|-------|---------|
| 1.  | Jordan Leopold | 38    | 1998-   |
| 2.  | Mike Crowley   | 37    | 1994-97 |
|     | Tony Kellin    | 37    | 1982-86 |

### ASSISTS BY A DEFENSEMAN

| Rk. | Player         | Assists | Years   |
|-----|----------------|---------|---------|
| 1.  | Todd Richards  | 128     | 1985-89 |
| 7.  | Les Auge       | 85      | 1971-75 |
| 8.  | Jordan Leopold | 83      | 1998-   |

## Stats By Class

|               | G-A--Pts  | P/M   | PP | SH | GW |
|---------------|-----------|-------|----|----|----|
| Senior (6)    | 33-52--85 | 47/94 | 17 | 2  | 4  |
| Junior (4)    | 22-20--42 | 41/93 | 8  | 1  | 5  |
| Sophomore (6) | 30-53--83 | 44/88 | 9  | 3  | 3  |
| Freshman (7)  | 16-32--48 | 24/48 | 2  | 3  | 3  |

## Month-By-Month

| No. | Player            | Oct.              | Nov.               | Dec.              | Jan.              | Feb. | March | Total             |
|-----|-------------------|-------------------|--------------------|-------------------|-------------------|------|-------|-------------------|
| 1   | Adam Hauser       | 2-0-0, 2.14, .891 | 5-0-2, 2.27, .909  | 2-1-1, 2.22, .933 | 0-1-0, 3.04, 875  |      |       | 9-3-3, 2.29, .913 |
| 3   | Jordan Leopold    | 4-4--8 (5)        | 6-5--11 (9)        | 1-2--3 (5)        | 2-1--3 (2)        |      |       | 13-12--25 (21)    |
| 5   | Jon Waibel        | 1-0--1 (5)        | 1-2--3 (9)         | 0-1--1 (5)        | 0-0--0 (2)        |      |       | 2-3--5 (21)       |
| 6   | Judd Stevens      | 0-4--4 (5)        | 0-4--4 (9)         | 1-2--3 (5)        | 0-0--0 (2)        |      |       | 1-10--11 (21)     |
| 9   | John Pohl         | 4-9--13 (5)       | 5-9--14 (9)        | 2-5--7 (5)        | 0-2--2 (2)        |      |       | 11-25--36 (21)    |
| 10  | Paul Martin       | 2-8--10 (5)       | 1-7--8 (9)         | 2-3--5 (5)        | 0-0--0 (2)        |      |       | 5-18--23 (21)     |
| 11  | Erik Wendell      | 1-4--5 (5)        | 3-1--4 (9)         | 2-1--3 (5)        | 0-0--0 (2)        |      |       | 6-6--12 (21)      |
| 13  | Keith Ballard     | 2-4--6 (5)        | 2-4--6 (9)         | 0-1--1 (3)        | 0-0--0 (1)        |      |       | 4-9--13 (18)      |
| 14  | Chad Roberg       | 0-0--0 (0)        | 0-0--0 (0)         | 0-0--0 (1)        | 0-0--0 (0)        |      |       | 0-0--0 (1)        |
| 15  | Mike Erickson     | 1-2--3 (4)        | 0-0--0 (5)         | 0-0--0 (0)        | 0-0--0 (0)        |      |       | 1-2--3 (9)        |
| 16  | Nick Anthony      | 2-2--4 (5)        | 2-1--3 (7)         | 0-0--0 (3)        | 0-0--0 (0)        |      |       | 4-3--7 (14)       |
| 17  | Garrett Smaagaard | 0-1--1 (3)        | 0-0--0 (6)         | 0-1--1 (2)        | 0-0--0 (0)        |      |       | 0-2--2 (14)       |
| 18  | Grant Potulny     | 2-2--4 (4)        | 3-5--8 (9)         | 1-1--2 (5)        | 1-2--3 (2)        |      |       | 7-10--17 (20)     |
| 19  | Matt DeMarchi     | 0-0--0 (1)        | 1-2--3 (6)         | 0-2--2 (5)        | 0-0--0 (2)        |      |       | 1-4--5 (14)       |
| 20  | Joey Martin       | 0-1--1 (2)        | 0-0--0 (0)         | 0-1--1 (3)        | 0-1--1 (1)        |      |       | 0-2--2 (6)        |
| 21  | Troy Riddle       | 5-3--8 (5)        | 2-5--7 (9)         | 1-1--2 (5)        | 1-1--2 (2)        |      |       | 9-10--19 (21)     |
| 22  | Jeff Taffe        | 6-5--11 (5)       | 7-5--12 (9)        | 3-2--5 (5)        | 1-1--2 (2)        |      |       | 17-13--30 (21)    |
| 24  | Matt Koalska      | 4-6--10 (5)       | 2-5--7 (9)         | 1-1--2 (5)        | 0-0--0 (2)        |      |       | 7-12--19 (21)     |
| 25  | Pat O'Leary       | 2-0--2 (4)        | 0-1--1 (8)         | 0-1--1 (4)        | 0-0--0 (2)        |      |       | 2-2--4 (18)       |
| 26  | Nick Angell       | 0-3--3 (5)        | 1-3--4 (9)         | 0-0--0 (5)        | 0-1--1 (2)        |      |       | 1-7--8 (21)       |
| 27  | Barry Tallackson  | 2-2--4 (5)        | 3-0--3 (9)         | 2-0--2 (5)        | 0-0--0 (2)        |      |       | 7-2--9 (21)       |
| 28  | Brett MacKinnon   | 0-1--1 (1)        | 0-0--0 (1)         | 0-1--1 (5)        | 0-0--0 (2)        |      |       | 1-2--3 (9)        |
| 29  | Jake Fleming      | 0-1--1 (4)        | 2-1--3 (9)         | 0-3--3 (5)        | 0-0--0 (2)        |      |       | 2-5--7 (20)       |
| 31  | Travis Weber      | 2-0-0, 1.80, .917 | 0-0-0, 14.05, .692 | 1-0-0, 1.00, .960 | 1-0-0, 1.00, .955 |      |       | 4-0-0, 2.28, .906 |
| 33  | Justin Johnson    | 1-0-0, 0.00, 1.00 | 1-0-0, 3.59, .875  | 0-0-0, 0.00, .000 | 0-0-0, 0.00, .000 |      |       | 2-0-0, 2.09, .926 |

## USA Today/American Hockey Magazine Poll

|     |                      |     |
|-----|----------------------|-----|
| 1.  | St. Cloud State (15) | 281 |
| 2.  | Denver (3)           | 267 |
| 3.  | New Hampshire (1)    | 248 |
| 4.  | Minnesota            | 218 |
| 5.  | UMass-Lowell         | 214 |
| 6.  | Michigan State       | 196 |
| 7.  | Boston University    | 157 |
| 8.  | Northern Michigan    | 137 |
| 9.  | Michigan             | 118 |
| 10. | Boston College       | 115 |

## USCHO.com Poll

|     |                      |     |
|-----|----------------------|-----|
| 1.  | St. Cloud State (33) | 593 |
| 2.  | Denver (7)           | 566 |
| 3.  | New Hampshire        | 508 |
| 4.  | Minnesota            | 462 |
| 5.  | UMass-Lowell         | 454 |
| 6.  | Michigan State       | 416 |
| 7.  | Boston University    | 326 |
| 8.  | Michigan             | 269 |
| 9.  | Northern Michigan    | 258 |
| 10. | Boston College       | 223 |

## Scoring Breakdown (By Period)

| Player            | 1st      | 2nd     | 3rd     | Total     |
|-------------------|----------|---------|---------|-----------|
| Nick Angell       | 0-4--4   | 1-2--3  | 0-1--1  | 1-7--8    |
| Nick Anthony      | 0-0--0   | 3-2--5  | 1-1--2  | 4-3--7    |
| Keith Ballard     | 2-1--3   | 1-3--4  | 1-5--6  | 4-9--13   |
| Matt DeMarchi     | 0-2--2   | 0-2--2  | 1-0--1  | 1-4--5    |
| Mike Erickson     | 1-0--1   | 0-1--1  | 0-1--1  | 1-2--3    |
| Jake Fleming      | 1-1--2   | 0-2--2  | 1-2--3  | 2-5--7    |
| Matt Koalska      | 3-3--6   | 2-8--10 | 2-1--3  | 7-12--19  |
| Jordan Leopold    | 3-6--9   | 5-2--7  | 5-4--9  | 13-12--25 |
| Brett MacKinnon   | 1-0--1   | 0-0--0  | 0-2--2  | 1-2--3    |
| Joey Martin       | 0-1--1   | 0-0--0  | 0-2--2  | 0-3--3    |
| Paul Martin       | 3-8--11  | 1-3--4  | 1-6--7  | 5-18--23  |
| Pat O'Leary       | 0-1--1   | 1-1--2  | 1-0--1  | 2-2--4    |
| John Pohl         | 1-11--12 | 4-5--9  | 6-9--15 | 11-25--36 |
| Grant Potulny     | 5-5--10  | 1-1--2  | 1-4--5  | 7-10--17  |
| Troy Riddle       | 4-3--6   | 2-5--7  | 3-2--5  | 9-10--19  |
| Garrett Smaagaard | 0-2--2   | 0-0--0  | 0-0--0  | 0-2--2    |
| Judd Stevens      | 0-3--3   | 0-4--4  | 1-3--4  | 1-10--11  |
| Jeff Taffe        | 7-6--13  | 6-1--7  | 4-6--10 | 17-13--30 |
| Barry Tallackson  | 3-1--4   | 0-1--1  | 4-0--4  | 7-2--9    |
| Jon Waibel        | 0-1--1   | 1-2--3  | 1-0--1  | 2-3--5    |
| Erik Wendell      | 3-2--5   | 2-4--6  | 1-0--1  | 6-6--12   |

|        |              |   |
|--------|--------------|---|
| GAME 1 | MINNESOTA    | 7 |
|        | North Dakota | 5 |

Oct. 5, 2001  
Engelstad Arena  
Grand Forks, N.D.

| Scoring      | 1 | 2 | 3 | OT | F |
|--------------|---|---|---|----|---|
| Minnesota    | 2 | 1 | 4 | -  | 7 |
| North Dakota | 4 | 1 | 0 | -  | 5 |

1ST PERIOD — UND: Mazurak (unassisted), 6:00; Minn: Erickson (Wendell), 6:30; UND: Lundbohm (Spiewak), 8:41; UND: Lundbohm (Spiewak, Notermann), 16:07; Minn: Leopold (P. Martin), 18:30, shg; UND: Bayda (Lundbohm, Schneekloth), 18:41, ppg.  
2ND PERIOD — Minn: Taffe (Riddle), 0:31; UND: Jones (Lundbohm), 9:58.  
3RD PERIOD — Minn: Leopold (Pohl, P. Martin), 0:27, ppg; Minn: Taffe (Anthony, Ballard), 2:01; Minn: Waibel (Ballard), 3:25; Minn: Koalska (Potulny, P. Martin), 8:44.

Shots on Goal: Minnesota 12-14-14--40, North Dakota 8-10-4--22  
Power Plays: Minnesota 1-4, North Dakota 1-3  
Goalies: Minnesota: Hauser (20:00, 8 shots, 4 sv), Weber (40:00, 14 shots, 13 sv); North Dakota: Kollar (48:44, 35 shots, 28 sv), Brandt (11:16, 5 shots, 5 sv)  
Penalties: Minnesota 6-12, North Dakota 7-14  
Att: 11, 690

|        |               |   |
|--------|---------------|---|
| GAME 2 | Bemidji State | 2 |
|        | MINNESOTA     | 7 |

Oct. 19, 2001  
Mariucci Arena

| Scoring       | 1 | 2 | 3 | OT | F |
|---------------|---|---|---|----|---|
| Bemidji State | 1 | 0 | 1 | -  | 2 |
| Minnesota     | 3 | 3 | 1 | -  | 7 |

1ST PERIOD — Minn: Wendell (Leopold, Koalska), 3:49, ppg; Minn: Tallackson (P. Martin, Stevens), 5:12; BSU: Knott (Nanowski, Methven), 10:03; Minn: Riddle (Koalska, Stevens), 14:05, ppg.  
2ND PERIOD — Minn: Pohl (Ballard), 6:45, ppg; Minn: Riddle (Tallackson, Koalska), 9:39, ppg; Minn: Leopold (Pohl, Wendell), 14:57, ppg.  
3RD PERIOD — Minn: Pohl (Leopold, P. Martin), 10:49, BSU: Riddell (unassisted), 18:24, ppg.

Shots on Goal: Bemidji State 5-6-11--22, Minnesota 11-14-6--31  
Power Plays: Bemidji State 1-5, Minnesota 5-7  
Goalies: BSU: Hunt (31 shots, 24 sv), Minnesota: Weber (22 shots, 20 sv)  
Penalties: Bemidji State 7-14, Minnesota 5-10  
Att: 9,569

|        |               |   |
|--------|---------------|---|
| GAME 3 | Bemidji State | 1 |
|        | MINNESOTA     | 7 |

Oct. 20, 2001  
Mariucci Arena

| Scoring       | 1 | 2 | 3 | OT | F |
|---------------|---|---|---|----|---|
| Bemidji State | 0 | 0 | 1 | -  | 1 |
| Minnesota     | 3 | 1 | 3 | -  | 7 |

1ST PERIOD — Minn: Pohl (Leopold, Taffe), 1:33, ppg; Minn: Taffe (Riddle, Angell), 15:03; Minn: P. Martin (Riddle), 18:19.  
2ND PERIOD — Minn: Taffe 2 (Wendell, Leopold), 10:30, ppg.  
3RD PERIOD — Minn: Pohl 2 (Ballard, Taffe), 2:29, ppg; Minn: Riddle (Taffe), 9:28, shg; BSU: Riddell (Chiodo), 14:47; Minn: O'Leary (MacKinnon, Fleming), 19:17.

Shots on Goal: Bemidji State 5-9-6--20, Minnesota 22-13-11--46  
Power Plays: Bemidji State 0-4, Minnesota 3-5  
Goalies: BSU: Hunt (46 shots, 39 sv), Minnesota: Hauser (20 shots, 19 sv)  
Penalties: Bemidji State 6-12, Minnesota 5-10  
Att: 9,562

|        |           |   |
|--------|-----------|---|
| GAME 4 | Colgate   | 0 |
|        | MINNESOTA | 8 |

Oct. 26, 2001  
Mariucci Arena

| Scoring   | 1 | 2 | 3 | OT | F |
|-----------|---|---|---|----|---|
| Colgate   | 0 | 0 | 0 | -  | 0 |
| Minnesota | 4 | 2 | 2 | -  | 8 |

1ST PERIOD — Minn: Ballard (Angell, Smaagaard), 2:06; Minn: P. Martin (Taffe, Pohl), 12:29, ppg; Minn: Koalska (Tallackson), 17:19; Minn: Riddle (Wendell, Koalska), 18:43, ppg.  
2ND PERIOD — Minn: Anthony (Erickson, Angell), 12:39; Minn: Taffe (P. Martin, Pohl), 13:40, ppg.  
3RD PERIOD — Minn: Riddle 2 (unassisted), 18:37; Minn: Anthony 2 (Erickson, J. Martin), 19:14.

Shots on Goal: Colgate 5-6-7--18, Minnesota 14-12-10--36  
Power Plays: Colgate 0-5, Minnesota 3-7  
Goalies: Colgate: Lefevre (20:00, 14 shots, 10 sv), Silverthorn (40:00, 22 shots, 18 sv); Minnesota: Hauser (18 shots, 18 sv)  
Penalties: Colgate 12-24, Minnesota 10-20  
Att: 9,684

|        |           |   |
|--------|-----------|---|
| GAME 5 | Colgate   | 0 |
|        | MINNESOTA | 9 |

Oct. 27, 2001  
Mariucci Arena

| Scoring   | 1 | 2 | 3 | OT | F |
|-----------|---|---|---|----|---|
| Colgate   | 0 | 0 | 0 | -  | 0 |
| Minnesota | 4 | 3 | 2 | -  | 9 |

1ST PERIOD — Minn: Taffe (Potulny, P. Martin), 4:40, ppg; Minn: Koalska (Pohl), 10:06, shg; Minn: Potulny (P. Martin, Pohl), 14:35; Minn: Potulny 2 (Taffe), 16:03.  
2ND PERIOD — Minn: Ballard (Koalska), 10:03, shg; Minn: Leopold (Anthony), 14:24; Minn: O'Leary (Pohl, Stevens), 18:22.  
3RD PERIOD — Minn: Koalska (Pohl, Stevens), 4:17; Minn: Tallackson (Pohl, Koalska), 8:07, ppg.

Shots on Goal: Colgate 7-7-14--28, Minnesota 14-13-11--38  
Power Plays: Colgate 0-5, Minnesota 2-5  
Goalies: Colgate: Cann (40:00, 27 shots, 20 sv), Silverthorn (20:00, 11 shots, 9 sv); Minnesota: Johnson (28 shots, 28 sv)  
Penalties: Colgate 10-20, Minnesota 10-20  
Att: 9,730

|        |               |   |
|--------|---------------|---|
| GAME 6 | MINNESOTA     | 7 |
|        | Michigan Tech | 3 |

Nov. 2, 2001  
Houghton, Mich.

| Scoring       | 1 | 2 | 3 | OT | F |
|---------------|---|---|---|----|---|
| Minnesota     | 1 | 5 | 1 | -  | 7 |
| Michigan Tech | 2 | 1 | 0 | -  | 3 |

1ST PERIOD — MTU: Pittis (Engelhardt, Brown), 6:02; Minn: Riddle (Angell), 11:17; MTU: Lenton (Murphy, Engelhardt), 14:23, 4x4.  
2ND PERIOD — MTU: Rankin (Werner, Doetzel), 6:46; Minn: Pohl (Stevens, Koalska), 8:03; Minn: P. Martin (Pohl, Taffe), 9:10, ppg; Minn: Taffe (Nenovich, Riddle), 10:26; Minn: Anthony (Angell, Ballard), 13:31; Minn: Wendell (Leopold, Anthony), 13:40.  
3RD PERIOD — Minn: Taffe 2 (Potulny, Angell), 19:23.

Shots on Goal: Minnesota 12-15-16--43, Michigan Tech 13-6-8--27  
Power Plays: Minnesota 1-6, Michigan Tech 0-3  
Goalies: Minnesota: Hauser (27 shots, 24 sv); Michigan Tech: Rogers (43 shots, 36 sv)  
Penalties: Minnesota 6-12, Michigan Tech 9-18  
Att: 2,555

|                                 |                      |          |
|---------------------------------|----------------------|----------|
| <b>GAME 7</b>                   | <b>MINNESOTA</b>     | <b>5</b> |
| Nov. 3, 2001<br>Houghton, Mich. | <b>Michigan Tech</b> | <b>5</b> |

|                |          |          |          |           |          |
|----------------|----------|----------|----------|-----------|----------|
| <b>Scoring</b> | <b>1</b> | <b>2</b> | <b>3</b> | <b>OT</b> | <b>F</b> |
| Minnesota      | 1        | 2        | 2        | 0         | 5        |
| Michigan Tech  | 4        | 1        | 0        | 0         | 5        |

1ST PERIOD — MTU: Wilson (Kaiman, Pittis), 6:29; MTU: Perez (Greco), 7:50; MTU: Wilson (Rankin, Werner), 15:40; MTU: Perez (Cabana, Patterson), 17:05, ppg; Minn: Potulny (Leopold, P. Martin), 18:32, ppg.  
 2ND PERIOD — MTU: Perez (Cabana, Pittis), 1:28; Minn: Riddle (Stevens, Koalska), 8:01, 4x4; Minn: Fleming (Waibel), 15:29, shg.  
 3RD PERIOD — Minn: Pohl (Leopold, Hauser), 8:04, ppg; Minn: Leopold (Pohl), 18:51, ppg.

**Shots on Goal:** Minnesota 11-13-15-2--41, Michigan Tech 14-10-8-0--32  
**Power Plays:** Minnesota 3-8, Michigan Tech 1-8  
**Goalies:** Minnesota: Weber (17:05, 13 shots, 9 svcs), Hauser (47:55, 19 shots, 18 svcs); Michigan Tech: Ellsworth (41 shots, 36 svcs)  
**Penalties:** Minnesota 10-20, Michigan Tech 10-20  
 Att: 2,545

|                                |                     |          |
|--------------------------------|---------------------|----------|
| <b>GAME 8</b>                  | <b>MSU, Mankato</b> | <b>3</b> |
| Nov. 9, 2001<br>Mariucci Arena | <b>MINNESOTA</b>    | <b>5</b> |

|                |          |          |          |           |          |
|----------------|----------|----------|----------|-----------|----------|
| <b>Scoring</b> | <b>1</b> | <b>2</b> | <b>3</b> | <b>OT</b> | <b>F</b> |
| MSU, Mankato   | 1        | 1        | 1        | -         | 3        |
| Minnesota      | 1        | 3        | 1        | -         | 5        |

1ST PERIOD — Minn: Taffe (P. Martin, Leopold), 7:40, ppg, 5x3; MSUM: Cunningham (Jackman, Abel), 14:03, ppg.  
 2ND PERIOD — Minn: Leopold (unassisted), 0:22; MSUM: Abel (Johns, Mauer), 11:44, ppg; Minn: Pohl (Taffe, Potulny), 15:33, ppg; Minn: Leopold (Pohl), 18:36.  
 3RD PERIOD — MSUM: Joseph (Bassett, Kern), 5:05; Minn: Pohl (Koalska, P. Martin), 7:49, ppg.

**Shots on Goal:** MSU, Mankato 6-13-8--27, Minnesota 9-12-11--32  
**Power Plays:** MSU, Mankato 2-10, Minnesota 3-8  
**Goalies:** MSU, Mankato: Volp (59:19, 32 shots, 27 svcs), Minnesota: Hauser (27 shots, 24 svcs)  
**Penalties:** MSU, Mankato 9-18, Minnesota 11-22  
 Att: 9,804

|                                 |                     |          |
|---------------------------------|---------------------|----------|
| <b>GAME 9</b>                   | <b>MSU, Mankato</b> | <b>2</b> |
| Nov. 10, 2001<br>Mariucci Arena | <b>MINNESOTA</b>    | <b>4</b> |

|                |          |          |          |           |          |
|----------------|----------|----------|----------|-----------|----------|
| <b>Scoring</b> | <b>1</b> | <b>2</b> | <b>3</b> | <b>OT</b> | <b>F</b> |
| MSU, Mankato   | 2        | 0        | 0        | -         | 2        |
| Minnesota      | 0        | 2        | 2        | -         | 4        |

1ST PERIOD — MSUM: Bourne (Mauer, Hedlund), 4:18, ppg; MSUM: Kern (Joseph, Bourne), 11:32, ppg.  
 2ND PERIOD — Minn: Koalska (Stevens, Riddle), 3:19; Minn: Leopold (P. Martin), 11:52.  
 3RD PERIOD — Minn: Ballard (Potulny, Pohl), 5:46; Minn: Taffe (P. Martin), 19:48, 4x4, eng.

**Shots on Goal:** MSU, Mankato 13-7-13--33, Minnesota 15-21-16--52  
**Power Plays:** MSU, Mankato 2-5, Minnesota 1-6  
**Goalies:** MSU, Mankato: Volp (59:21, 51 shots, 48 svcs), Minnesota: Johnson (33 shots, 31 svcs)  
**Penalties:** MSU, Mankato 9-18, Minnesota 8-16  
 Att: 9,871

|                                 |                         |          |
|---------------------------------|-------------------------|----------|
| <b>GAME 10</b>                  | <b>Minnesota-Duluth</b> | <b>1</b> |
| Nov. 16, 2001<br>Mariucci Arena | <b>MINNESOTA</b>        | <b>5</b> |

|                  |          |          |          |           |          |
|------------------|----------|----------|----------|-----------|----------|
| <b>Scoring</b>   | <b>1</b> | <b>2</b> | <b>3</b> | <b>OT</b> | <b>F</b> |
| Minnesota-Duluth | 0        | 1        | 0        | -         | 1        |
| Minnesota        | 2        | 2        | 1        | -         | 5        |

1ST PERIOD — Minn: Potulny (Taffe, Leopold), 0:43, ppg; Minn: Tallackson (DeMarchi, Pohl), 16:48.  
 2ND PERIOD — UMD: Hammond (Hambly), 3:45; Minn: Angell (Riddle), 10:05, shg; Minn: Anthony (unassisted), 10:15, shg.  
 3RD PERIOD — Minn: Pohl (Hauser), 11:03.

**Shots on Goal:** UMD 5-11-5--21, Minnesota 11-15-14--40  
**Power Plays:** UMD 0-5, Minnesota 1-5  
**Goalies:** UMD: Coole (30:15, 21 shots, 17 svcs), Anderson (29:45, 19 shots, 18 svcs); Minnesota: Hauser (21 shots, 20 svcs)  
**Penalties:** UMD 7-14, Minnesota 7-14  
 Att: 9,899

|                                 |                         |          |
|---------------------------------|-------------------------|----------|
| <b>GAME 11</b>                  | <b>Minnesota-Duluth</b> | <b>3</b> |
| Nov. 17, 2001<br>Mariucci Arena | <b>MINNESOTA</b>        | <b>5</b> |

|                  |          |          |          |           |          |
|------------------|----------|----------|----------|-----------|----------|
| <b>Scoring</b>   | <b>1</b> | <b>2</b> | <b>3</b> | <b>OT</b> | <b>F</b> |
| Minnesota-Duluth | 1        | 2        | 0        | -         | 3        |
| Minnesota        | 2        | 2        | 1        | -         | 5        |

1ST PERIOD — UMD: Reiersen (Francisco), 8:47, ppg; Minn: Fleming (Waibel), 16:04, shg; Minn: Leopold (Pohl, Potulny), 18:56, ppg.  
 2ND PERIOD — UMD: Medak (Hambly), 0:35; UMD: Francisco (Geisler, Hambly), 3:36, ppg; Minn: Waibel (Koalska), 11:05; Minn: Koalska (Wendell, Ballard), 13:38, ppg.  
 3RD PERIOD — Minn: Wendell (Ballard, Riddle), 11:06, ppg.

**Shots on Goal:** UMD 5-6-8--19, Minnesota 11-18-12--41  
**Power Plays:** UMD 2-5, Minnesota 3-6  
**Goalies:** UMD: Anderson (58:41, 41 shots, 36 svcs); Minnesota: Johnson (23:36, 7 shots, 4 svcs), Hauser (36:24, 12 shots, 12 svcs)  
**Penalties:** UMD 9-18, Minnesota 9-29  
 Att: 9,917

|                                   |                  |          |
|-----------------------------------|------------------|----------|
| <b>GAME 12</b>                    | <b>MINNESOTA</b> | <b>5</b> |
| Nov. 23, 2001<br>Ann Arbor, Mich. | <b>Michigan</b>  | <b>2</b> |

|                |          |          |          |           |          |
|----------------|----------|----------|----------|-----------|----------|
| <b>Scoring</b> | <b>1</b> | <b>2</b> | <b>3</b> | <b>OT</b> | <b>F</b> |
| Minnesota      | 3        | 1        | 1        | -         | 5        |
| Michigan       | 0        | 1        | 1        | -         | 2        |

1ST PERIOD — Minn: Ballard (unassisted), 2:09; Minn: Taffe (Potulny), 5:06; Minn: Taffe 2 (Pohl, P. Martin), 6:51, ppg.  
 2ND PERIOD — Mich: Vancik (Shouneyia), 9:13; Minn: Taffe 3 (DeMarchi), 14:36.  
 3RD PERIOD — Minn: DeMarchi (unassisted), 3:09; Mich: Komisarek (Shouneyia), 8:14.

**Shots on Goal:** Minnesota 10-12-10--32, Michigan 13-6-16--35  
**Power Plays:** Minnesota 1-3, Michigan 0-2  
**Goalies:** Minnesota: Hauser (35 shots, 33 svcs); Michigan: Blackburn (43:56, 25 shots, 20 svcs), O'Malley (16:04, 7 shots, 7 svcs)  
**Penalties:** Minnesota 3-6, Michigan 4-8  
 Att: 6,917

|         |                |   |
|---------|----------------|---|
| GAME 13 | MINNESOTA      | 4 |
|         | Michigan State | 4 |

Nov. 25, 2001  
E. Lansing, Mich.

| Scoring        | 1 | 2 | 3 | OT | F |
|----------------|---|---|---|----|---|
| Minnesota      | 2 | 1 | 1 | 0  | 4 |
| Michigan State | 1 | 1 | 2 | 0  | 4 |

1ST PERIOD — MSU: Slater (Jackson, Radunske), 7:00, ppg; Minn: MacKinnon (Fleming, O'Leary), 7:25; Minn: Potulny (Taffe, Pohl), 19:45, ppg.  
2ND PERIOD — Minn: Wendell (Koalska, Riddle), 5:07, ppg; MSU: Goode-now (Fast, Hutchinson), 7:38, ppg.  
3RD PERIOD — MSU: Hall (Slater, Fast), 1:14, ppg, 5x3; MSU: Maloney (Lalonde, Keith), 7:05; Minn: Tallackson (Pohl), 17:51.

Shots on Goal: Minnesota 13-11-13-1--38, Michigan State 7-3-13-1--24  
Power Plays: Minnesota 2-7, Michigan State 3-8  
Goalies: Minnesota: Hauser (24 shots, 20 sv); Michigan State: Miller (38 shots, 34 sv)  
Penalties: Minnesota 14-28, Michigan 12-27  
Att: 6,871

|         |                 |   |
|---------|-----------------|---|
| GAME 14 | St. Cloud State | 3 |
|         | MINNESOTA       | 2 |

Nov. 30, 2001  
Mariucci Arena

| Scoring         | 1 | 2 | 3 | OT | F |
|-----------------|---|---|---|----|---|
| St. Cloud State | 1 | 2 | 0 | -  | 3 |
| Minnesota       | 1 | 0 | 1 | -  | 2 |

1ST PERIOD — SCSU: Doyle (DiCasmirro, Szabo), 5:31, ppg; Minn: Leopold (Taffe, P. Martin), 9:01, ppg, 5x3.  
2ND PERIOD — SCSU: Eastman (DiCasmirro, Gens), 6:19; SCSU: Hendricks (Malone, Motzko), 17:04, ppg.  
3RD PERIOD — Minn: Tallackson (Ballard, Stevens), 9:49, ppg.

Shots on Goal: St. Cloud State 9-5-8--22, Minnesota 17-5-17--39  
Power Plays: St. Cloud State 2-3, Minnesota 2-6  
Goalies: St. Cloud State: Weasler (39 shots, 37 sv), Minnesota: Hauser (59:12, 22 shots, 19 sv)  
Penalties: St. Cloud State 7-14, Minnesota 3-6  
Att: 10,231

|         |                 |   |
|---------|-----------------|---|
| GAME 15 | MINNESOTA       | 2 |
|         | St. Cloud State | 2 |

Dec. 1, 2001  
St. Cloud, Minn.

| Scoring         | 1 | 2 | 3 | OT | F |
|-----------------|---|---|---|----|---|
| Minnesota       | 0 | 0 | 2 | 0  | 2 |
| St. Cloud State | 0 | 2 | 0 | 0  | 2 |

1ST PERIOD — No Scoring.  
2ND PERIOD — SCSU: DiCasmirro (Finger), 18:18; SCSU: Cullen (Malone, Motzko), 19:53, ppg.  
3RD PERIOD — Minn: Tallackson (Stevens, Fleming), 1:42; Minn: Potulny (Leopold, Taffe), 9:58, ppg.

Shots on Goal: Minnesota 8-10-8-1--27, St. Cloud State 13-19-13-2--47  
Power Plays: Minnesota 1-4, St. Cloud State 1-7  
Goalies: Minnesota: Hauser (47 shots, 45 sv); St. Cloud State: Moreland (20:00, 8 shots, 8 sv), Weasler (19 shots, 17 sv)  
Penalties: Minnesota 9-18, St. Cloud State 6-12  
Att: 6,685

|         |           |   |
|---------|-----------|---|
| GAME 16 | MINNESOTA | 2 |
|         | Denver    | 1 |

Dec. 7, 2001  
Denver, Colo.

| Scoring   | 1 | 2 | 3 | OT | F |
|-----------|---|---|---|----|---|
| Minnesota | 1 | 1 | 0 | -  | 2 |
| Denver    | 0 | 0 | 1 | -  | 1 |

1ST PERIOD — Minn: P. Martin (Riddle, Pohl), 12:46.  
2ND PERIOD — Minn: Wendell (Ballard), 7:11.  
3RD PERIOD — DU: Fulghum (MacKenzie, Bull), 12:20.

Shots on Goal: Minnesota 9-6-8--23, Denver 8-12-11--31  
Power Plays: Minnesota 0-5, Denver 0-6  
Goalies: Minnesota: Hauser (31 shots, 30 sv); Denver: Dubielewicz (23 shots, 21 sv)  
Penalties: Minnesota 7-14, Denver 6-12  
Att: 6,013

|         |           |   |
|---------|-----------|---|
| GAME 17 | MINNESOTA | 3 |
|         | Denver    | 4 |

Dec. 8, 2001  
Denver, Colo.

| Scoring   | 1 | 2 | 3 | OT | F |
|-----------|---|---|---|----|---|
| Minnesota | 1 | 1 | 1 | -  | 3 |
| Denver    | 2 | 1 | 1 | -  | 4 |

1ST PERIOD — DU: Bull (Fulghum, Adams), 6:55; Minn: Koalska (Potulny, DeMarchi), 8:38; DU: Doell (Cook, Weber), 10:05.  
2ND PERIOD — DU: MacKenzie (Fulghum, Doell), 5:07, ppg; Minn: Potulny (Waibel, Koalska), 10:54.  
3RD PERIOD — DU: Paradise (Ulanski, James), 1:24; Minn: Riddle (Pohl, Leopold), 2:39, shg.

Shots on Goal: Minnesota 9-14-8--31, Denver 16-7-7--30  
Power Plays: Minnesota 0-3, Denver 1-6  
Goalies: Minnesota: Hauser (58:43, 30 shots, 26 sv); Denver: Berkhoe (31 shots, 28 sv)  
Penalties: Minnesota 11-22, Denver 8-16  
Att: 6,013

|         |              |   |
|---------|--------------|---|
| GAME 18 | Ferris State | 2 |
|         | MINNESOTA    | 3 |

Dec. 28, 2001  
Mariucci Arena

| Scoring      | 1 | 2 | 3 | OT | F |
|--------------|---|---|---|----|---|
| Ferris State | 0 | 2 | 0 | -  | 2 |
| Minnesota    | 0 | 1 | 2 | -  | 3 |

1ST PERIOD — No Scoring.  
2ND PERIOD — FSU: Nesbitt (D. McIver), 1:34; Minn: Taffe (O'Leary, Fleming), 6:07; FSU: D. McIver (Lewandowski, Kinnie), 17:57.  
3RD PERIOD — Minn: P. Martin (unassisted), 4:06; Minn: Taffe 2 (P. Martin, Pohl), 9:11, ppg.

Shots on Goal: Ferris State 7-7-13--27, Minnesota 14-10-8--32  
Power Plays: Ferris State 0-3, Minnesota 1-4  
Goalies: FSU: Brown (58:31, 32 shots, 29 sv); Minnesota: Hauser (27 shots, 25 sv)  
Penalties: Ferris State 5-10, Minnesota 4-8  
Att: 10,040

|                                 |                   |          |
|---------------------------------|-------------------|----------|
| <b>GAME 19</b>                  | <i>Providence</i> | <b>1</b> |
| Dec. 29, 2001<br>Mariucci Arena | <b>MINNESOTA</b>  | <b>6</b> |

| <b>Scoring</b> | <b>1</b> | <b>2</b> | <b>3</b> | <b>OT</b> | <b>F</b> |
|----------------|----------|----------|----------|-----------|----------|
| Providence     | 0        | 1        | 0        | -         | 1        |
| Minnesota      | 3        | 1        | 2        | -         | 6        |

1ST PERIOD — Minn: Tallackson (Pohl, Leopold), 1:00; Minn: Wendell (Smaagaard, Pohl), 8:47; Minn: Taffe (Pohl, Stevens), 16:42, ppg.  
 2ND PERIOD — PC: Suderman (Carpentier, Kelly), 13:55; Minn: Pohl (Wendell, DeMarchi), 14:57.  
 3RD PERIOD — Minn: Pohl 2 (Taffe, P. Martin), 4:18, ppg; Minn: Stevens (MacKinnon, Fleming), 14:14.

**Shots on Goal:** Providence 6-16-3--25, Minnesota 16-14-20--50  
**Power Plays:** Providence 0-5, Minnesota 2-6  
**Goalies:** PC: Schaefer (50 shots, 44 svs); Minnesota: Weber (25 shots, 24 svs)  
**Penalties:** Providence 10-20, Minnesota 9-18  
**Att:** 10,074

|                                |                     |          |
|--------------------------------|---------------------|----------|
| <b>GAME 20</b>                 | <i>North Dakota</i> | <b>4</b> |
| Jan. 5, 2002<br>Mariucci Arena | <b>MINNESOTA</b>    | <b>3</b> |

| <b>Scoring</b> | <b>1</b> | <b>2</b> | <b>3</b> | <b>OT</b> | <b>F</b> |
|----------------|----------|----------|----------|-----------|----------|
| North Dakota   | 0        | 0        | 4        | -         | 4        |
| Minnesota      | 2        | 0        | 1        | -         | 3        |

1ST PERIOD — Minn: Riddle (J. Martin, Angell), 1:57; Minn: Taffe (Pohl, Potulny), 8:03, ppg.  
 2ND PERIOD — No Scoring.  
 3RD PERIOD — UND: Canady (Connelly), 2:19; UND: Massen (Skarperud), 9:27; UND: Bayda (Skarperud, Bochenski), 15:44; UND: Notermann (Spiewak), 19:00, eng; Minn: Potulny (Leopold, Taffe), 19:57.

**Shots on Goal:** North Dakota 8-5-11--25, Minnesota 10-13-17--40  
**Power Plays:** North Dakota 0-5, Minnesota 1-6  
**Goalies:** UND: Siembeda (40 shots, 37 svs); Minnesota: Hauser (58:59, 25 shots, 24 svs)  
**Penalties:** North Dakota 7-14, Minnesota 6-12  
**Att:** 10,214

|                                |                     |          |
|--------------------------------|---------------------|----------|
| <b>GAME 21</b>                 | <i>North Dakota</i> | <b>1</b> |
| Jan. 6, 2002<br>Mariucci Arena | <b>MINNESOTA</b>    | <b>2</b> |

| <b>Scoring</b> | <b>1</b> | <b>2</b> | <b>3</b> | <b>OT</b> | <b>F</b> |
|----------------|----------|----------|----------|-----------|----------|
| North Dakota   | 1        | 0        | 0        | -         | 1        |
| Minnesota      | 0        | 0        | 2        | -         | 2        |

1ST PERIOD — UND: Fuher (Canady, Skarperud), 4:35.  
 2ND PERIOD — No Scoring.  
 3RD PERIOD — Minn: Leopold (Riddle, Pohl), 12:17, 4x4; Minn: Leopold 2 (Potulny), 18:26.

**Shots on Goal:** North Dakota 10-9-3--22, Minnesota 10-20-8--38  
**Power Plays:** North Dakota 0-3, Minnesota 0-5  
**Goalies:** UND: Siembeda (59:04, 38 shots, 36 svs); Minnesota: Weber (22 shots, 21 svs)  
**Penalties:** North Dakota 7-14, Minnesota 5-10  
**Att:** 10,183

## 2001-02 Minnesota Schedule/Results

| <u>Date</u> | <u>Opponent</u>           | <u>Result</u> | <u>MN/OPP</u><br><u>Rank</u> | <u>MN/OPP</u><br><u>Shots</u> | <u>MN/OPP</u><br><u>Power-Play</u> | <u>MN/OPP</u><br><u>Penalties</u> | <u>Goaltender</u> | <u>Attend.</u> |
|-------------|---------------------------|---------------|------------------------------|-------------------------------|------------------------------------|-----------------------------------|-------------------|----------------|
| 10/5        | at North Dakota##* (FSN)  | W 7-5         | 3/2                          | 40-22                         | 1-4/1-3                            | 6-12/7-14                         | Weber (1-0-0)     | 11,690         |
| 10/19       | BEMIDJI STATE##* (FSN)    | W 7-2         | 2/NR                         | 31-22                         | 5-7/1-5                            | 5-10/7-14                         | Weber (2-0-0)     | 9,569          |
| 10/20       | BEMIDJI STATE# (KSTC)     | W 7-1         | 2/NR                         | 46-20                         | 3-5/0-4                            | 5-10/6-12                         | Hauser (1-0-0)    | 9,562          |
| 10/26       | COLGATE# (FSN)            | W 8-0         | 2/NR                         | 36-18                         | 3-7/0-5                            | 10-20/12-24                       | Hauser (2-0-0)    | 9,684          |
| 10/27       | COLGATE##* (KSTC)         | W 9-0         | 2/NR                         | 38-28                         | 2-5/0-5                            | 10-20/10-20                       | Johnson (1-0-0)   | 9,730          |
| 11/2        | at Michigan Tech*         | W 7-3         | 1/NR                         | 43-27                         | 1-6/0-3                            | 6-12/9-18                         | Hauser (3-0-0)    | 2,555          |
| 11/3        | at Michigan Tech          | T 5-5 (ot)    | 1/NR                         | 41-32                         | 3-8/1-8                            | 10-20/10-20                       | Hauser (3-0-1)    | 2,545          |
| 11/9        | MSU, MANKATO (FSN)        | W 5-3         | 2/NR                         | 32-27                         | 3-8/2-10                           | 11-22/9-18                        | Hauser (4-0-1)    | 9,804          |
| 11/10       | MSU, MANKATO (KSTC)       | W 4-2         | 2/NR                         | 52-33                         | 1-6/2-5                            | 8-16/9-18                         | Johnson (2-0-0)   | 9,871          |
| 11/16       | MINN.-DULUTH* (FSN)       | W 5-1         | 1/NR                         | 40-21                         | 1-5/0-5                            | 7-14/7-14                         | Hauser (5-0-1)    | 9,899          |
| 11/17       | MINN.-DULUTH (KSTC)       | W 5-3         | 1/NR                         | 41-19                         | 3-6/2-5                            | 9-29/9-18                         | Hauser (6-0-1)    | 9,917          |
| 11/23       | at Michigan# (FSN)        | W 5-2         | 1/9                          | 32-35                         | 1-3/0-2                            | 3-6/4-8                           | Hauser (7-0-1)    | 6,917          |
| 11/25       | at Michigan State##*      | T 4-4 (ot)    | 1/4                          | 38-24                         | 2-6/3-8                            | 14-28/12-24                       | Hauser (7-0-2)    | 6,871          |
| 11/30       | ST. CLOUD STATE (FSN)     | L 2-3         | 1/2                          | 39-22                         | 2-6/2-3                            | 7-14/4-8                          | Hauser (7-1-2)    | 10,231         |
| 12/1        | St. Cloud State (FSN)     | T 2-2 (ot)    | 1/2                          | 27-47                         | 1-4/1-7                            | 9-18/6-12                         | Hauser (7-1-3)    | 6,685          |
| 12/7        | at Denver* (FSN)          | W 2-1         | 2/2                          | 23-31                         | 0-5/0-6                            | 7-14/6-12                         | Hauser (8-1-3)    | 6,013          |
| 12/8        | at Denver (KSTC)          | L 3-4         | 2/2                          | 31-30                         | 0-3/1-6                            | 11-22/8-16                        | Hauser (8-2-3)    | 6,013          |
| 12/28       | FERRIS STATE##* (KSTC)    | W 3-2         | 2/NR                         | 32-27                         | 1-4/0-3                            | 5-10/4-8                          | Hauser (9-2-3)    | 10,040         |
| 12/29       | PROVIDENCE* (FSN)         | W 6-1         | 2/NR                         | 50-25                         | 2-6/0-5                            | 9-18/10-20                        | Weber (3-0-0)     | 10,074         |
| 1/5         | NORTH DAKOTA (FSN)        | L 3-4         | 3/NR                         | 40-25                         | 1-6/0-5                            | 6-12/7-14                         | Hauser (9-3-3)    | 10,214         |
| 1/6         | NORTH DAKOTA* (KSTC)      | W 2-1         | 3/NR                         | 38-22                         | 0-5/0-3                            | 5-10/7-14                         | Weber (4-0-0)     | 10,183         |
| 1/11        | at Wisconsin* (FSN)       |               |                              |                               |                                    |                                   |                   |                |
| 1/12        | at Wisconsin (FSN)        |               |                              |                               |                                    |                                   |                   |                |
| 1/18        | at Alaska Anchorage       |               |                              |                               |                                    |                                   |                   |                |
| 1/19        | at Alaska Anchorage       |               |                              |                               |                                    |                                   |                   |                |
| 1/25        | DENVER (FSN)              |               |                              |                               |                                    |                                   |                   |                |
| 1/26        | DENVER (FSN)              |               |                              |                               |                                    |                                   |                   |                |
| 1/28        | FRENCH OLYMPIC^           |               |                              |                               |                                    |                                   |                   |                |
| 2/1         | at Minnesota-Duluth (FSN) |               |                              |                               |                                    |                                   |                   |                |
| 2/2         | at Minnesota-Duluth (FSN) |               |                              |                               |                                    |                                   |                   |                |
| 2/8         | at North Dakota* (FSN)    |               |                              |                               |                                    |                                   |                   |                |
| 2/9         | at North Dakota (FSN)     |               |                              |                               |                                    |                                   |                   |                |
| 2/15        | COLORADO COLLEGE (FSN)    |               |                              |                               |                                    |                                   |                   |                |
| 2/16        | COLORADO COLLEGE (FSN)    |               |                              |                               |                                    |                                   |                   |                |
| 2/22        | WISCONSIN (FSN)           |               |                              |                               |                                    |                                   |                   |                |
| 2/23        | WISCONSIN (FSN)           |               |                              |                               |                                    |                                   |                   |                |
| 3/1         | at St. Cloud State (FSN)  |               |                              |                               |                                    |                                   |                   |                |
| 3/2         | ST. CLOUD STATE* (FSN)    |               |                              |                               |                                    |                                   |                   |                |
| 3/8-10      | WCHA First Round          |               |                              |                               |                                    |                                   |                   |                |
| 3/14-16     | WCHA Final Five           |               |                              |                               |                                    |                                   |                   |                |
| 3/22-24     | NCAA Regionals            |               |                              |                               |                                    |                                   |                   |                |
| 4/4         | NCAA Semifinals           |               |                              |                               |                                    |                                   |                   |                |
| 4/6         | NCAA Finals               |               |                              |                               |                                    |                                   |                   |                |

#Non-Conference

^ Exhibition

\* Game can be heard on KCCO AM 950 (All others on WCCO AM 830)

**The Automated ScoreBook**  
**Minnesota Combined Team Statistics (as of Jan 08, 2002)**  
**All games**

| DATE                      | OPPONENT           | W/L  | SCORE | ATTEND | RECORD:                | OVERALL    | HOME       | AWAY       | NEUTRAL    |       |      |         |       |
|---------------------------|--------------------|------|-------|--------|------------------------|------------|------------|------------|------------|-------|------|---------|-------|
| Oct 05, 2001              | at North Dakota    | W    | 7-5   | 11690  | ALL GAMES.....         | (15- 3- 3) | (11- 2- 0) | ( 4- 1- 3) | ( 0- 0- 0) |       |      |         |       |
| Oct 19, 2001              | BEMIDJI STATE      | W    | 7-2   | 9569   | CONFERENCE.....        | ( 7- 3- 2) | ( 5- 2- 0) | ( 2- 1- 2) | ( 0- 0- 0) |       |      |         |       |
| Oct 20, 2001              | BEMIDJI STATE      | W    | 7-1   | 9562   | NON-CONFERENCE.....    | ( 8- 0- 1) | ( 6- 0- 0) | ( 2- 0- 1) | ( 0- 0- 0) |       |      |         |       |
| Oct 26, 2001              | COLGATE            | W    | 8-0   | 9684   |                        |            |            |            |            |       |      |         |       |
| Oct 27, 2001              | COLGATE            | W    | 9-0   | 9730   |                        |            |            |            |            |       |      |         |       |
| *Nov 02, 2001             | at Michigan Tech   | W    | 7-3   | 2555   | ## INDIVIDUAL (by pts) | GP         | G          | A          | Pts        | Shots | Pct  | --PEN-- | GOALS |
| *Nov 03, 2001             | at Michigan Tech   | T OT | 5-5   | 2545   |                        |            |            |            |            |       |      | No-Min  | PP SH |
| *Nov 09, 2001             | MSU, MANKATO       | W    | 5-3   | 9804   | 9 POHL, John           | 21         | 11         | 25         | 36         | 43    | .256 | 6-12    | 7 0   |
| *Nov 10, 2001             | MSU, MANKATO       | W    | 4-2   | 9871   | 22 TAFFE, Jeff         | 21         | 17         | 13         | 30         | 95    | .179 | 21-53   | 8 0   |
| *Nov 16, 2001             | MINNESOTA-DULUTH   | W    | 5-1   | 9899   | 3 LEOPOLD, Jordan      | 21         | 13         | 12         | 25         | 102   | .127 | 7-14    | 7 1   |
| *Nov 17, 2001             | MINNESOTA-DULUTH   | W    | 5-3   | 9917   | 10 MARTIN, Paul        | 21         | 5          | 18         | 23         | 47    | .106 | 8-16    | 2 0   |
| Nov 23, 2001              | at Michigan        | W    | 5-2   | 6917   | 21 RIDDLER, Troy       | 21         | 9          | 10         | 19         | 76    | .118 | 9-18    | 3 2   |
| Nov 25, 2001              | at Michigan State  | T OT | 4-4   | 6871   | 24 KOALSKA, Matt       | 21         | 7          | 12         | 19         | 44    | .159 | 8-16    | 1 1   |
| *Nov 30, 2001             | ST. CLOUD STATE    | L    | 2-3   | 10231  | 18 POTULNY, Grant      | 20         | 7          | 10         | 17         | 49    | .143 | 9-18    | 3 0   |
| *Dec. 1, 2001             | at St. Cloud State | T OT | 2-2   | 6685   | 13 BALLARD, Keith      | 18         | 4          | 9          | 13         | 59    | .068 | 7-14    | 0 1   |
| *Dec 7, 2001              | at Denver Pioneers | W    | 2-1   | 6013   | 11 WENDELL, Erik       | 21         | 6          | 6          | 12         | 49    | .122 | 14-28   | 3 0   |
| *Dec 8, 2001              | at Denver Pioneers | L    | 3-4   | 6013   | 6 STEVENS, Judd        | 21         | 1          | 10         | 11         | 27    | .037 | 3-6     | 0 0   |
| Dec 28, 2001              | FERRIS STATE       | W    | 3-2   | 10040  | 27 TALLACKSON, Barry   | 21         | 7          | 2          | 9          | 45    | .156 | 11-22   | 2 0   |
| Dec 29, 2001              | PROVIDENCE         | W    | 6-1   | 10074  | 26 ANGELL, Nick        | 21         | 1          | 7          | 8          | 29    | .034 | 14-28   | 0 1   |
| *Jan 05, 2002             | NORTH DAKOTA       | L    | 3-4   | 10214  | 16 ANTHONY, Nick       | 14         | 4          | 3          | 7          | 13    | .308 | 2-4     | 0 1   |
| *Jan 06, 2002             | NORTH DAKOTA       | W    | 2-1   | 10183  | 29 FLEMING, Jake       | 20         | 2          | 5          | 7          | 25    | .080 | 1-2     | 0 2   |
| * denotes conference game |                    |      |       |        | 5 WAIBEL, Jon          | 21         | 2          | 3          | 5          | 28    | .071 | 5-10    | 0 0   |
|                           |                    |      |       |        | 19 DEMARCHI, Matt      | 14         | 1          | 4          | 5          | 20    | .050 | 18-36   | 0 0   |
|                           |                    |      |       |        | 25 O'LEARY, Pat        | 18         | 2          | 2          | 4          | 18    | .111 | 4-8     | 0 0   |
|                           |                    |      |       |        | 15 ERICKSON, Mike      | 9          | 1          | 2          | 3          | 3     | .333 | 1-2     | 0 0   |
|                           |                    |      |       |        | 28 MacKINNON, Brett    | 9          | 1          | 2          | 3          | 5     | .200 | 0-0     | 0 0   |
|                           |                    |      |       |        | 1 HAUSER, Adam         | 16         | 0          | 2          | 2          | 0     | .000 | 1-2     | 0 0   |
|                           |                    |      |       |        | 20 MARTIN, Joey        | 6          | 0          | 2          | 2          | 1     | .000 | 5-10    | 0 0   |
|                           |                    |      |       |        | 17 SMAAGAARD, Garrett  | 14         | 0          | 2          | 2          | 10    | .000 | 1-2     | 0 0   |
|                           |                    |      |       |        | 2 NENOVICH, Mark       | 5          | 0          | 1          | 1          | 2     | .000 | 2-4     | 0 0   |
|                           |                    |      |       |        | 14 ROBERG, Chad        | 1          | 0          | 0          | 0          | 0     | .000 | 0-0     | 0 0   |
|                           |                    |      |       |        | TM TEAM                | 4          | 0          | 0          | 0          | 0     | .000 | 2-4     | 0 0   |
|                           |                    |      |       |        | Total.....             | 21         | 101        | 162        | 263        | 790   | .128 | 159-329 | 36 9  |
|                           |                    |      |       |        | Opponents.....         | 21         | 49         | 80         | 129        | 557   | .088 | 167-337 | 16 0  |

| TEAM STATISTICS           | MINN    | OPP     |
|---------------------------|---------|---------|
| SHOT STATISTICS.....      |         |         |
| Goals-Shot attempts.....  | 101-790 | 49-557  |
| Shot pct.....             | .128    | .088    |
| Goals/Game.....           | 4.8     | 2.3     |
| Shots/Game.....           | 37.6    | 26.5    |
| POWER PLAYS.....          |         |         |
| Goals-Power Plays.....    | 36-115  | 16-106  |
| Conversion Percent.....   | .313    | .151    |
| Shot Attempts.....        | 218     | 125     |
| Shot Percent.....         | .165    | .128    |
| SHORT-HANDED.....         |         |         |
| Goals-Shot attempts.....  | 9-48    | 0-27    |
| Shot Percent.....         | .188    | .000    |
| GOAL BREAKDOWN.....       |         |         |
| Power Play.....           | 36      | 16      |
| Short-handed.....         | 9       | 0       |
| Empty net.....            | 1       | 1       |
| Penalty.....              | 0       | 0       |
| Unassisted.....           | 6       | 2       |
| Overtime.....             | 0       | 0       |
| Shootout.....             | 0       | 0       |
| Delayed Penalty.....      | 1       | 0       |
| PENALTIES.....            |         |         |
| Number.....               | 159     | 167     |
| Minutes.....              | 329     | 337     |
| Penalties/Game.....       | 7.6     | 8.0     |
| Pen minutes/Game.....     | 15.7    | 16.0    |
| FACEOFFS (W-L).....       | 786-653 | 653-786 |
| Faceoff W-L Pct.....      | .546    | .454    |
| SHOOTOUTS (Made-Att)..... | 0-0     | 0-0     |

| ## GOALTENDERS     | GP | ---GOAL AVERAGE--- |     |    | -SAVES-  |     |             |
|--------------------|----|--------------------|-----|----|----------|-----|-------------|
|                    |    | Time               | GA  | EN | Avg Save | Pct | W L T       |
| 33 JOHNSON, Justin | 3  | 143:36             | 5   | 0  | 2.09     | 63  | .926 2 0 0  |
| 31 WEBER, Travis   | 5  | 237:05             | 9   | 0  | 2.28     | 87  | .906 4 0 0  |
| 1 HAUSER, Adam     | 16 | 891:21             | 34  | 0  | 2.29     | 358 | .913 9 3 3  |
| TM EMPTY NET       | 4  | 2:58               | 0   | 1  | 0.00     | 0   | .000 0 0 0  |
| Total.....         | 21 | 1275:00            | 49  | 1  | 2.31     | 508 | .914 15 3 3 |
| Opponents.....     | 21 | 1275:00            | 101 | 1  | 4.75     | 689 | .873 2 15 3 |

| ATTENDANCE SUMMARY      | MINN    | OPP    |
|-------------------------|---------|--------|
| Total.....              | 128778  | 49289  |
| Dates/Avg Per Date..... | 13/9906 | 8/6161 |
| Neutral Site #/Avg..... | 0/0     |        |

| GOALS BY PERIOD | 1  | 2  | 3  | OT | Total |
|-----------------|----|----|----|----|-------|
| Minnesota.....  | 36 | 32 | 33 | 0  | 101   |
| Opponents.....  | 20 | 17 | 12 | 0  | 49    |

| SHOTS BY PERIOD | 1   | 2   | 3   | OT | Total |
|-----------------|-----|-----|-----|----|-------|
| Minnesota.....  | 258 | 275 | 253 | 4  | 790   |
| Opponents.....  | 183 | 180 | 191 | 3  | 557   |

| SAVES BY PERIOD | 1   | 2   | 3   | OT | Total |
|-----------------|-----|-----|-----|----|-------|
| Minnesota.....  | 163 | 163 | 179 | 3  | 508   |
| Opponents.....  | 222 | 243 | 220 | 4  | 689   |



**The Automated ScoreBook**  
**Minnesota Combined Team Statistics (as of Jan 08, 2002)**  
**Conference games**

| DATE          | OPPONENT           | W/L  | SCORE | ATTEND | RECORD:             | OVERALL    | HOME       | AWAY       | NEUTRAL    |
|---------------|--------------------|------|-------|--------|---------------------|------------|------------|------------|------------|
| *Nov 02, 2001 | at Michigan Tech   | W    | 7-3   | 2555   | ALL GAMES.....      | ( 7- 3- 2) | ( 5- 2- 0) | ( 2- 1- 2) | ( 0- 0- 0) |
| *Nov 03, 2001 | at Michigan Tech   | T OT | 5-5   | 2545   | CONFERENCE.....     | ( 7- 3- 2) | ( 5- 2- 0) | ( 2- 1- 2) | ( 0- 0- 0) |
| *Nov 09, 2001 | MSU, MANKATO       | W    | 5-3   | 9804   | NON-CONFERENCE..... | ( 0- 0- 0) | ( 0- 0- 0) | ( 0- 0- 0) | ( 0- 0- 0) |
| *Nov 10, 2001 | MSU, MANKATO       | W    | 4-2   | 9871   |                     |            |            |            |            |
| *Nov 16, 2001 | MINNESOTA-DULUTH   | W    | 5-1   | 9899   |                     |            |            |            |            |
| *Nov 17, 2001 | MINNESOTA-DULUTH   | W    | 5-3   | 9917   |                     |            |            |            |            |
| *Nov 30, 2001 | ST. CLOUD STATE    | L    | 2-3   | 10231  |                     |            |            |            |            |
| *Dec 1, 2001  | at St. Cloud State | T OT | 2-2   | 6685   |                     |            |            |            |            |
| *Dec 7, 2001  | at Denver Pioneers | W    | 2-1   | 6013   |                     |            |            |            |            |
| *Dec 8, 2001  | at Denver Pioneers | L    | 3-4   | 6013   |                     |            |            |            |            |
| *Jan 05, 2002 | NORTH DAKOTA       | L    | 3-4   | 10214  |                     |            |            |            |            |
| *Jan 06, 2002 | NORTH DAKOTA       | W    | 2-1   | 10183  |                     |            |            |            |            |

| TEAM STATISTICS           | MINN    | OPP     |
|---------------------------|---------|---------|
| SHOT STATISTICS.....      |         |         |
| Goals-Shot attempts.....  | 45-447  | 32-336  |
| Shot pct.....             | .101    | .095    |
| Goals/Game.....           | 3.8     | 2.7     |
| Shots/Game.....           | 37.2    | 28.0    |
| POWER PLAYS.....          |         |         |
| Goals-Power Plays.....    | 16-68   | 11-66   |
| Conversion Percent.....   | .235    | .167    |
| Shot Attempts.....        | 130     | 83      |
| Shot Percent.....         | .123    | .133    |
| SHORT-HANDED.....         |         |         |
| Goals-Shot attempts.....  | 5-32    | 0-17    |
| Shot Percent.....         | .156    | .000    |
| GOAL BREAKDOWN.....       |         |         |
| Power Play.....           | 16      | 11      |
| Short-handed.....         | 5       | 0       |
| Empty net.....            | 1       | 1       |
| Penalty.....              | 0       | 0       |
| Unassisted.....           | 2       | 0       |
| Overtime.....             | 0       | 0       |
| Shootout.....             | 0       | 0       |
| Delayed Penalty.....      | 0       | 0       |
| PENALTIES.....            |         |         |
| Number.....               | 93      | 94      |
| Minutes.....              | 197     | 188     |
| Penalties/Game.....       | 7.8     | 7.8     |
| Pen minutes/Game.....     | 16.4    | 15.7    |
| FACEOFFS (W-L).....       | 452-392 | 392-452 |
| Faceoff W-L Pct.....      | .536    | .464    |
| SHOOTOUTS (Made-Att)..... | 0-0     | 0-0     |

| ## INDIVIDUAL (by pts) | GP | SHOTS |    |     |       | Pct  | --PEN-- | GOALS  |    |
|------------------------|----|-------|----|-----|-------|------|---------|--------|----|
|                        |    | G     | A  | Pts | Shots |      |         | No-Min | PP |
| 3 LEOPOLD, Jordan      | 12 | 9     | 7  | 16  | 66    | .136 | 4-8     | 5      | 0  |
| 9 POHL, John           | 12 | 5     | 10 | 15  | 23    | .217 | 5-10    | 3      | 0  |
| 22 TAFFE, Jeff         | 12 | 5     | 6  | 11  | 60    | .083 | 9-29    | 2      | 0  |
| 18 POTULNY, Grant      | 12 | 4     | 7  | 11  | 28    | .143 | 6-12    | 2      | 0  |
| 21 RIDDLE, Troy        | 12 | 4     | 6  | 10  | 41    | .098 | 8-16    | 0      | 1  |
| 10 MARTIN, Paul        | 12 | 2     | 7  | 9   | 32    | .062 | 5-10    | 1      | 0  |
| 24 KOALSKA, Matt       | 12 | 3     | 5  | 8   | 22    | .136 | 5-10    | 1      | 0  |
| 13 BALLARD, Keith      | 11 | 1     | 5  | 6   | 32    | .031 | 2-4     | 0      | 0  |
| 26 ANGELL, Nick        | 12 | 1     | 4  | 5   | 18    | .056 | 7-14    | 0      | 1  |
| 6 STEVENS, Judd        | 12 | 0     | 5  | 5   | 14    | .000 | 2-4     | 0      | 0  |
| 11 WENDELL, Erik       | 12 | 3     | 1  | 4   | 19    | .158 | 8-16    | 1      | 0  |
| 5 WAIBEL, Jon          | 12 | 1     | 3  | 4   | 12    | .083 | 2-4     | 0      | 0  |
| 27 TALLACKSON, Barry   | 12 | 3     | 0  | 3   | 31    | .097 | 7-14    | 1      | 0  |
| 16 ANTHONY, Nick       | 7  | 2     | 1  | 3   | 6     | .333 | 1-2     | 0      | 1  |
| 29 FLEMING, Jake       | 12 | 2     | 1  | 3   | 15    | .133 | 1-2     | 0      | 2  |
| 19 DeMARCHI, Matt      | 9  | 0     | 2  | 2   | 10    | .000 | 11-22   | 0      | 0  |
| 1 HAUSER, Adam         | 10 | 0     | 2  | 2   | 0     | .000 | 1-2     | 0      | 0  |
| 20 MARTIN, Joey        | 2  | 0     | 1  | 1   | 0     | .000 | 2-4     | 0      | 0  |
| 2 NENOVICH, Mark       | 3  | 0     | 1  | 1   | 0     | .000 | 1-2     | 0      | 0  |
| 15 ERICKSON, Mike      | 5  | 0     | 0  | 0   | 1     | .000 | 1-2     | 0      | 0  |
| 28 MacKINNON, Brett    | 5  | 0     | 0  | 0   | 4     | .000 | 0-0     | 0      | 0  |
| 25 O'LEARY, Pat        | 11 | 0     | 0  | 0   | 8     | .000 | 3-6     | 0      | 0  |
| 17 SMAAGAARD, Garrett  | 7  | 0     | 0  | 0   | 5     | .000 | 1-2     | 0      | 0  |
| TM TEAM                | 3  | 0     | 0  | 0   | 0     | .000 | 1-2     | 0      | 0  |
| Total.....             | 12 | 45    | 74 | 119 | 447   | .101 | 93-197  | 16     | 5  |
| Opponents.....         | 12 | 32    | 56 | 88  | 336   | .095 | 94-188  | 11     | 0  |


| ## GOALTENDERS     | GP | ---GOAL AVERAGE--- |    |    | -SAVES- |      |      | W | L | T |
|--------------------|----|--------------------|----|----|---------|------|------|---|---|---|
|                    |    | Time               | GA | EN | Avg     | Save | Pct  |   |   |   |
| 1 HAUSER, Adam     | 10 | 566:26             | 21 | 0  | 2.22    | 239  | .919 | 5 | 3 | 2 |
| 33 JOHNSON, Justin | 2  | 83:36              | 5  | 0  | 3.59    | 35   | .875 | 1 | 0 | 0 |
| 31 WEBER, Travis   | 2  | 77:05              | 5  | 0  | 3.89    | 30   | .857 | 1 | 0 | 0 |
| TM EMPTY NET       | 3  | 2:53               | 0  | 1  | 0.00    | 0    | .000 | 0 | 0 | 0 |
| Total.....         | 12 | 730:00             | 32 | 1  | 2.63    | 304  | .907 | 7 | 3 | 2 |
| Opponents.....     | 12 | 730:00             | 45 | 1  | 3.70    | 402  | .901 | 2 | 7 | 2 |

| ATTENDANCE SUMMARY      |  | MINN    | OPP    |
|-------------------------|--|---------|--------|
| Total.....              |  | 70119   | 23811  |
| Dates/Avg Per Date..... |  | 7/10017 | 5/4762 |
| Neutral Site #/Avg..... |  | 0/0     |        |

| GOALS BY PERIOD | 1  | 2  | 3  | OT | Total |
|-----------------|----|----|----|----|-------|
| Minnesota.....  | 12 | 18 | 15 | 0  | 45    |
| Opponents.....  | 14 | 11 | 7  | 0  | 32    |

| SHOTS BY PERIOD | 1   | 2   | 3   | OT | Total |
|-----------------|-----|-----|-----|----|-------|
| Minnesota.....  | 132 | 162 | 150 | 3  | 447   |
| Opponents.....  | 120 | 110 | 104 | 2  | 336   |

| SAVES BY PERIOD | 1   | 2   | 3   | OT | Total |
|-----------------|-----|-----|-----|----|-------|
| Minnesota.....  | 106 | 99  | 97  | 2  | 304   |
| Opponents.....  | 120 | 144 | 135 | 3  | 402   |



# GOLDEN GOPHER HOCKEY



MHO  
8H65h

## WEEKLY RELEASE January 23 2002

### SCHEDULE/RESULTS

|                  |                     |       |
|------------------|---------------------|-------|
| Oct. 5           | at North Dakota%    | W 7-5 |
| Oct. 19          | BEMIDJI STATE*      | W 7-2 |
| Oct. 20          | BEMIDJI STATE       | W 7-1 |
| Oct. 26          | COLGATE             | W 8-0 |
| Oct. 27          | COLGATE*            | W 9-0 |
| Nov. 2           | at Michigan Tech*   | W 7-3 |
| Nov. 3           | at Michigan Tech    | T 5-5 |
| Nov. 9           | MSU, MANKATO        | W 5-3 |
| Nov. 10          | MSU, MANKATO        | W 4-2 |
| Nov. 16          | MINN.-DULUTH*       | W 5-1 |
| Nov. 17          | MINN.-DULUTH        | W 5-3 |
| Nov. 23          | Michigan#           | W 5-2 |
| Nov. 25          | at Michigan State** | T 4-4 |
| Nov. 30          | ST. CLOUD STATE     | L 2-3 |
| Dec. 1           | at St. Cloud State  | T 2-2 |
| Dec. 7           | at Denver*          | W 2-1 |
| Dec. 8           | at Denver           | L 3-4 |
| Dec. 28          | MARIUCCI CLASSIC#*  |       |
| vs. Ferris State |                     | W 3-2 |
| Dec. 29          | MARIUCCI CLASSIC#*  |       |
| vs. Providence   |                     | W 6-1 |
| Jan. 5           | NORTH DAKOTA        | L 3-4 |
| Jan. 6           | NORTH DAKOTA*       | W 2-1 |
| Jan. 11          | at Wisconsin*       | L 3-8 |
| Jan. 12          | at Wisconsin        | W 6-2 |
| Jan. 18          | at Alaska Anchorage | T 3-3 |
| Jan. 19          | at Alaska Anchorage | W 5-2 |
| Jan. 25          | DENVER              | 7:05  |
| Jan. 26          | DENVER              | 7:05  |
| Jan. 28          | FRENCH OLYMPIC\$    | 7:05  |
| Feb. 1           | at Minnesota-Duluth | 7:05  |
| Feb. 2           | at Minnesota-Duluth | 7:05  |
| Feb. 8           | at North Dakota*    | 7:35  |
| Feb. 9           | at North Dakota     | 7:35  |
| Feb. 15          | COLORADO COLL.      | 7:05  |
| Feb. 16          | COLORADO COLL.      | 7:05  |
| Feb. 22          | WISCONSIN           | 7:05  |
| Feb. 23          | WISCONSIN           | 7:05  |
| March 1          | at St. Cloud State  | 7:05  |
| March 2          | ST. CLOUD STATE*    | 7:05  |
| March 8-10       | WCHA First Round    |       |
| March 14-16      | WCHA Final Five     |       |
| March 22-24      | NCAA Regional       |       |
| April 4-6        | NCAA Frozen Four^   |       |

% - Hall of Fame Game  
\$ - exhibition game  
# - non-conference game  
^ - Xcel Energy Center, St. Paul, Minn.  
all game times are Central  
game times are subject to change  
\* - Game heard on KCCO 950-AM (all others heard on WCCO 830-AM)

#1 Denver (22-2-0, 15-1-0) at  
#4 MINNESOTA (17-4-4, 9-4-3)  
Mariucci Arena (10:00)  
7:05 p.m. \* Fri.-Sat., Jan. 25-26, 2002

The Series vs. Denver: Minnesota leads the all-time series vs. Denver by an 81-52-9 advantage (.602), but the Pioneers have won three of the last four meetings. Last month, Denver and Minnesota split a two-game set in Colorado. Two years ago in the Pioneers' last trip to Mariucci Arena, the Golden Gophers claimed a 7-6 win in overtime and a 7-3 decision in the rematch. In the last eight games played at Mariucci Arena, the winner is averaging 5.75 goals. The Golden Gophers are 5-3-0 in those contests.

Last Meeting: Minnesota finished a stretch of six games against top 10 opponents with a split at Denver, Dec. 7-8. The Golden Gophers earned a 2-1 win in the opener behind Adam Hauser's 30-save performance. Paul Martin and Erik Wendell each scored in the win. In the rematch, the Pioneers rebounded with a one-goal victory of their own by a score of 4-3 as DU goaltender Adam Berkhoel stopped 28 shots. The Golden Gophers finished the six-game stretch with a 2-2-2 record, with a 2-1-2 mark on the road.

Hauser vs. the Pioneers: Senior goaltender Adam Hauser is 3-4-1 with a 3.73 goals-against-average and an .869 save percentage vs. the Pioneers in his career. He is 2-0-0 against Denver at Mariucci Arena, but 1-4-1 in games played in the state of Colorado (1999-2000 series was played at the World Arena and McNichols Arena). In the home games, he has a 4.32 goals-against-average and an .883 save percentage.

About the Pioneers: Denver owns an 11-game win streak since losing to Minnesota on Dec. 7. The Pioneers are 22-2-0 overall and 15-1-0 in the league. The other loss was against No. 2 New Hampshire.

Denver lost just four letterwinners from a team that finished 19-15-4 overall and 14-11-3 in the WCHA a year ago. The Pioneers return four of their top six scorers, as well as their top two goaltenders.

Head Coach: George Gwozdecky is in his eighth year as head coach of the Denver Pioneers. He has a career record of 165-120-19 (.574) at DU. He has been a head coach for 15 years and has a career record of 315-244-40 (.559).

### Series Information

Minnesota leads 81-52-9  
First meeting - 1/1/51, MN 10-4  
Last meeting - 12/8/01, DU 4-3  
'00s - Tied 3-3-0  
'90s - MN 22-10-3  
'80s - MN 32-12-2  
'70s - DU 11-10-1  
'60s - DU 5-0-0  
'50s - MN 14-11-3

### Team Comparisons

| Minnesota      |                    | Denver        |
|----------------|--------------------|---------------|
| 41/135 (.304)  | PP                 | 26/116 (.224) |
| 21/88 (.239)   | WCHA PP            | 21/83 (.253)  |
| 106/125 (.848) | PK                 | 97/108 (.898) |
| 71/85 (.835)   | WCHA PK            | 68/76 (.895)  |
| 11-2-0         | Home               | 11-1-0        |
| 6-2-4          | Away               | 8-1-0         |
| 4.7            | Goals/Game         | 4.1           |
| 2.6            | Goals Allowed/Game | 1.8           |
| 37.0           | Shots/Game         | 32.1          |
| 7.6            | Penalties/Game     | 6.4           |

### MEDIA INFORMATION

TV: Fox Sports North  
- Frank Mazzocco-play-by-play;  
Doug Woog - color

RADIO: WCCO-830 AM;  
- Wally Shaver - play-by-play;  
Glen Sonmor - color

INTERVIEWS: The coaching staff and players are available for interviews on Wednesday this week by request through the Media Relations office. The Golden Gopher locker room is CLOSED to the media at all times.

ON THE WEB: All Golden Gopher hockey games can be heard at [www.gophersports.com](http://www.gophersports.com). Click on the "Gameday" link.

### University of Minnesota Media Relations

Phone: (612) 625-4090

Fax: (612) 625-0359

Website: [www.gophersports.com](http://www.gophersports.com)

Contact: John Romo

Phone: (612) 624-7318

E-Mail: [romox001@umn.edu](mailto:romox001@umn.edu)

## 2001-02 Record When...

|                                     |        |
|-------------------------------------|--------|
| Overall Record                      | 17-4-4 |
| WCHA Record                         | 9-4-3  |
| Home Record                         | 11-2-0 |
| Road Record                         | 6-2-4  |
| Neutral Site Record                 | 0-0-0  |
| Last 20 Games (including last year) | 12-4-4 |
| Last 10 Games (including last year) | 6-3-1  |
| Last 5 Games (including last year)  | 3-1-1  |
| Scoring A Power-Play Goal           | 14-3-4 |
| Not Scoring A Power-Play Goal       | 3-1-0  |
| Allowing A Power-Play Goal          | 6-3-3  |
| Not Allowing A Power-Play Goal      | 11-1-1 |
| Scoring A Short-Handed Goal         | 7-1-1  |
| Allowing A Short-Handed Goal        | 0-1-1  |
| 10 Or More Penalties                | 4-1-2  |
| Fewer Than 10 Penalties             | 13-3-2 |
| More Penalties Than Opponent        | 4-2-2  |
| Fewer Penalties Than Opponent       | 10-2-1 |
| Same Amount Of Penalties            | 3-0-1  |
| In One-Goal Games                   | 3-3-0  |
| In Two-Goal Games                   | 4-0-0  |
| In Three-Goal or More Games         | 10-1-0 |
| In Overtime Games                   | 0-0-4  |
| Scoring 4 or More Goals             | 14-0-2 |
| Scoring 3 or Fewer Goals            | 3-4-2  |
| Scoring 3 or More Goals             | 14-3-3 |
| Scoring 2 or Fewer Goals            | 2-1-1  |
| Allowing 4 or More Goals            | 1-3-2  |
| Allowing 3 or Fewer Goals           | 16-1-2 |
| Scoring First Goal Of Game          | 9-1-1  |
| Opponents Score First               | 8-3-3  |
| Leading After One Period            | 10-1-2 |
| Trailing After One Period           | 4-2-1  |
| Tied After One Period               | 3-1-1  |
| Scoring First Goal Of Second Period | 10-0-1 |
| Leading After Two Periods           | 13-1-1 |
| Trailing After Two Periods          | 3-3-2  |
| Tied After Two Periods              | 1-0-1  |
| Scoring First Goal Of Third Period  | 14-1-3 |
| Having 10-19 Shots On Goal          | 0-0-0  |
| Having 20-29 Shots On Goal          | 2-0-2  |
| Having 30-39 Shots On Goal          | 8-2-1  |
| Having 40 or More Shots On Goal     | 7-2-1  |
| Allowing 10-19 Shots On Goal        | 2-0-0  |
| Allowing 20-29 Shots On Goal        | 11-3-2 |
| Allowing 30-39 Shots On Goal        | 4-1-1  |
| Allowing 40 or More Shots On Goal   | 0-0-1  |
| Outshooting Opponent                | 14-4-2 |
| Opponent Outshoots Minnesota        | 3-0-1  |
| Shots Are Even                      | 0-0-1  |
| October                             | 5-0-0  |
| November                            | 6-1-2  |
| December                            | 3-1-1  |
| January                             | 3-2-1  |
| February                            | 0-0-0  |
| March                               | 0-0-0  |
| Tuesdays                            | 0-0-0  |
| Fridays                             | 9-2-1  |
| Saturdays                           | 7-2-2  |
| Sundays                             | 1-0-1  |
| Series Record                       | 3-0-6  |
| Games Following A Win               | 10-3-3 |
| Games Following A Loss              | 3-0-1  |
| Games Following A Tie               | 3-1-0  |

## News & Notes

**Golden Gophers Escape With Three Points:** Minnesota took three of four points at Anchorage this past weekend. It was the first meeting between head coach Don Lucia and his long-time former assistant and current UAA head coach John Hill. On Friday night, UAA rallied from a 3-1 third-period deficit and knotted the game with one second remaining in regulation to claim a 3-3 tie. On Saturday, the Golden Gophers defeated UAA 5-2 behind two goals and an assist from Jeff Taffe.

**Minnesota Climbs to Number Four in Rankings:** For the first time in three weeks, Minnesota climbed in the latest *USA Today*/American Hockey Magazine Rankings. The Golden Gophers moved from the fifth spot to number four.

Denver solidified its hold on number one and received all 19 first-place votes following wins over Bemidji State and Air Force. New Hampshire moved past St. Cloud State into the number two spot, as the Huskies split a pair of non-league games. Last week's number three team, UMass-Lowell, dropped three spots after a pair of losses. Michigan State moved into the fifth slot, while Colorado College continued its climb upward. The Tigers are ranked eighth following their sweep of North Dakota.

**In Case You Missed It:** On Friday night, the scoring of Minnesota's third goal was changed. Originally, Johnny Pohl picked up his second power-play goal of the night, but it was changed due to Grant Potulny's deflection. The goal should read: Potulny from Pohl and Paul Martin.

**Leo Adds to Totals:** All-American Jordan Leopold moved into fourth place on the school's all-time defenseman scoring list with 126 points. Leopold needs seven more to move into a tie for third with Travis Richards (1989-93). He also moved into seventh place among blueliners with 87 career assists, one behind Bill Baker (1975-79) in sixth place. Leopold has a seven-game point streak (3-7--10) and is tied for the WCHA lead in defenseman scoring with teammate Paul Martin.

**In the WCHA Spotlight:** In 16 WCHA games, Leopold leads the team in goals (9), power-play goals (6), game-winning goals (2) and shots (84).

**More on Leo:** Arguably the top defenseman in the nation, Jordan Leopold surprised many by returning for his senior season. After a dominating junior campaign, Leopold has established himself as a preseason candidate for the Hobey Baker Award. He is one of only two returning Hobey Baker Award finalists from a year ago. After leading the nation in defenseman scoring, Leopold was a first-team All-American and Minnesota's first WCHA Defensive Player of the Year. Of the four first-team All-Americans on defense from last season, Leopold is the lone returnee.

**Down to the Wire:** Fans at Mariucci Arena have been treated to a string of barnburners recently. In the last five games played at Mariucci, four of the contests have been decided by one goal. The Golden Gophers are 2-2-0 in those contests. Prior to that, Minnesota opened the year winning eight straight home games by an average margin of 4.8.

### Career Scoring vs. Denver

| Player (games)     | G-A--Pts | Notes                                      |
|--------------------|----------|--|
| John Pohl (8)      | 3-8--11  | 3-4--7 in two-game sweep, Jan. 14-15, 2000 |
| Jordan Leopold (8) | 2-3--5   | GWG OT goal in 7-6 win on Jan. 14, 2000    |
| Pat O'Leary (6)    | 3-0--3   | Career high 2g in 7-3 win on Jan. 14, 2000 |
| Matt Koalska (4)   | 1-2--3   | 1-1--2 in 4-3 loss on Dec. 8, 2001         |
| Grant Potulny (4)  | 1-1--2   | 1-1--2 in 4-3 loss on Dec. 8, 2001         |
| Troy Riddle (4)    | 1-1--2   | SHG in 4-3 loss on Dec. 8, 2001            |
| Erik Wendell (6)   | 1-1--2   | GWG in 2-1 win on Dec. 7, 2001             |
| Paul Martin (4)    | 1-0--1   | 1g in 2-1 win on Dec. 7, 2001              |
| Nick Angell (8)    | 1-0--1   | 1g in 7-3 win on Jan. 15, 2000             |
| Nick Anthony (6)   | 1-0--1   | 1g in 7-3 win on Jan. 15, 2000             |
| Jeff Taffe (6)     | 0-1--1   | 1a on Jan. 15, 2000                        |
| Keith Ballard (2)  | 0-1--1   | 1a on GWG goal in 2-1 win on Dec. 7, 2001  |
| Matt DeMarchi (6)  | 0-1--1   | 1a in 4-3 loss on Dec. 8, 2001             |
| Jon Waibel (4)     | 0-1--1   | 1a in 4-3 loss on Dec. 8, 2001             |

**Mr. Consistency:** Senior John Pohl had a three-point weekend and moved into 16th place on the school's all-time scoring list with 164 points. He is on pace to finish ninth all-time. He is also 12th all-time with 107 assists and is on pace to finish as high as sixth. Pohl currently has a 10-game point streak (4-12--16) and has tallied a point in 23 of 25 games this season. He opened the season with a 15-game point streak.


**Number 23 Returns to Lineup:** With injuries to regulars Nick Anthony and Mike Erickson, Minnesota will be bolstered by the return of Dan Welch for the series against Denver next weekend. The Hastings, Minn., native played with the Golden Gophers during the 1999-2000 season and spent last season with the Omaha Lancers in the United States Hockey League (USHL). Welch spent the fall attending classes at Normandale Community College. He has spent the last couple of weeks with the Lancers and had 4-2--6 in seven games.

As a freshman, Welch had six goals and eight assists in 36 games. Last year, he had a breakout year with Omaha with 30-27--57 in 52 games. He finished second in the league with eight game-winning goals. Welch was a high school teammate of current Golden Gopher Jeff Taffe. See page 16 of this release for his complete bio.

**Moving Closer:** Senior Adam Hauser will look to move closer to the all-time wins mark this weekend against Denver. Hauser is within three of all-time leader and current goaltender coach Robb Stauber's total of 73. He is on pace to become the WCHA's all-time leader in games played and minutes played. Hauser needs to play just 39 minutes to move into second-place all-time and 304 to pass all-time leader Graham Melanson of Wisconsin (1997-2001). He needs to play in six more games to pass Melanson and his career total of 140. Hauser is already Minnesota's all-time leader in games and minutes played, saves and shutouts.

**Head Coach Don Lucia:** Golden Gopher Head Coach Don Lucia has a career coaching record of 343-191-36 (.633) in 14 seasons behind the bench. On Saturday, Dec. 8 at Denver, he coached in his 100th career game with Minnesota. He owns a 64-36-8 mark (.630) with the Golden Gophers. His teams have won 20 or more games in each of the past nine seasons and have had just one sub-par .500 season in the past 14 years. He has guided his teams to the NCAA Tournament in six of the past seven campaigns. His teams own a 20-17-2 record against Denver, including a 3-3-0 mark with Minnesota.

**On the Road Again:** Minnesota is in the midst of a stretch of four road series in five weeks. Minnesota has trailed in nine of its 12 road games this season. The Golden



*Sophomore Paul Martin has a goal and six assists in his last three games. He was named WCHA Defensive Player of the Week for the second time this season.*

## Player Notes

### #1 ADAM HAUSER

- is 40-20-8 with a 2.60 goals-against-average and .903 save percentage in 68 career games at Mariucci Arena
- is 30-29-8 with a 3.24 goals-against-average and .895 saves percentage in 67 career games away from Mariucci Arena
- first U of M goaltender to have two assists in one season since Jeff Callinan had two in 1994-95

### #3 JORDAN LEOPOLD

- entered year with nine career power-play goals. Already has eight this year
- leads team with 120 shots on goal

### #6 JUDD STEVENS

- collected first collegiate goal against Providence, 12/29

### #9 JOHN POHL

- his five assists vs. Colgate (10/27) is a national best
- has 10-game point streak (4-12--16)

### #10 PAUL MARTIN

- dating back to last season, has 9-42--51 in his last 45 games
- team is 6-0-0 when he scores a goal this season

### #11 ERIK WENDELL

- younger sister Krissy is a member of the U.S. Olympic Hockey Team

### #13 KEITH BALLARD

- has 0-1--1 in his last six games

### #15 MIKE ERICKSON

- out of the lineup since breaking his foot vs. Minnesota-Duluth, Nov. 17...hopeful for late February return

### #16 NICK ANTHONY

- out until mid-February after surgery for a sports hernia a week ago

### #17 GARRETT SMAAGAARD

- collected first career goal at Wisconsin, Jan. 12.

### #19 MATT DEMARCHI

- team is 8-0-3 over the past two seasons when he is called for three or more penalties

### #21 TROY RIDDLE

- team is 14-0-0 during his career when he has a multi-point game

### #24 MATT KOALSKA

- had 6-10--16 in his first 11 games, but just 1-3--4 in his last 14

### #31 TRAVIS WEBER

- is 3-0-0 in three starts at Mariucci Arena with a 1.33 goals-against-average and .942 saves percentage

## The Lucia Ledger

Head Coach Don Lucia  
(Notre Dame, 1981)


- Third season at Minnesota. Has a career record of 64-36-8 (.630)
- 15th season as a head coach. Has a career record of 343-191-36 (.633)
- Minnesota had five more victories than the previous season in Lucia's first year in 1999-2000
- Golden Gophers improved by seven victories in the win column in Lucia's second year
- 1994 National Coach of the Year
- Two-time WCHA Coach of the Year
- Led Colorado College to three consecutive WCHA titles.
- has coached 10 All-Americans, including Golden Gopher defenseman Jordan Leopold
- has coached 35 All-WCHA teams members
- recruited the nation's most productive freshman class a year ago
- has led his teams to the NCAA Tournament in six of the last seven seasons
- led Colorado College to a national runner-up finish in 1994-95
- winningest coach in Colorado College history

## The Friendly Confines

Mariucci Arena

Opened in October, 1993

- The Golden Gophers were 18-4-1 (.804) at Mariucci Arena last season.
- Minnesota is 111-44-13 (.699) all-time at Mariucci Arena.
- The 1995-96 squad went 19-2-0 (.905) at home.
- Seating capacity has increased twice since the opening of Mariucci. Capacity increased from 9,305 to 9,700 in 1996-97. It was increased to 10,000 for this season.
- 18 luxury suites were built in the offseason.
- The largest crowd at Mariucci Arena was 10,231 on Nov. 30, 2001 vs. St. Cloud State
- The largest attendance in a single series was 20,397 vs. UND, Jan. 5-6, 2002.
- The first official game in the new Mariucci Arena was on Oct. 30, 1993. Minnesota and St. Cloud State tied 4-4.
- The longest winning streak in the new Mariucci Arena is 10 games, Nov. 12, 1995 to Feb. 9, 1996 and March 9, 2001 to November 30, 2001.
- Minnesota's longest home losing streak is just four games, Nov. 1-Dec. 19, 1997



*After sitting out Friday's game at UAA, junior Jeff Taffe made his presence known on Saturday with two goals and an assist. It was his sixth multi-goal game on the season and seventh of his career. He needs just one more goal to reach 22 and match the combined total of his first two seasons.*

Gophers are 4-2-3 in those contests. Minnesota is 6-2-4 away from Mariucci Arena this year, as compared to 8-6-1 last year. The Golden Gophers close out the regular season with seven of their remaining 12 games at Mariucci Arena.

**Home Cookin':** The Golden Gophers are 11-2-0 at home this season. The Golden Gophers have won 20 of their last 23 games at Mariucci Arena. In Minnesota's last 24 home games, the Golden Gophers are 20-4-0 with St. Cloud State and North Dakota both claiming a pair of victories. The Golden Gophers are 111-44-13 (.699) all-time at the new Mariucci Arena.

**Telltale Signs:** In Minnesota's 17 victories, the opponents are just 10-of-79 (.127) on the power-play. In the four losses and four ties, the opponents are 9-of-46 (.196). The Golden Gopher power-play percentage is 31.8 in their wins and 27.7 in the losses and ties.

**Taffe Heating Up:** Junior sniper Jeff Taffe collected his sixth multi-goal game of the season on Saturday night at Anchorage. It was also his 11th multi-point game and fourth game with three or more points. After a rare streak of five games without a goal, the Hastings, Minn., native has eight in his last seven games. He leads the WCHA with five game-winning goals and ranks second with 21 goals and 19 power-play points.

**Mariucci Classic Springboard:** In five of the past six seasons, Minnesota has used the Mariucci Classic as a second-half springboard. This year, the Golden Gophers are 3-2-1 since winning the Classic. Following is a breakdown of the streaks Minnesota has gone on after the tournament:

|           |        |
|-----------|--------|
| 2000-01   | 12-2-0 |
| 1999-2000 | 9-3-0  |
| 1998-99   | 0-4-4  |
| 1997-98   | 5-1-0  |
| 1996-97   | 6-2-0  |
| 1995-96   | 8-0-0  |

**Between the Pipes:** While Adam Hauser has seen the majority of playing time, freshmen Travis Weber and Justin Johnson have seen action as well. The two rookies are a combined 7-0-0 with a 2.47 goals-against-average and .900 saves percentage. Johnson has not played since the Minnesota-Duluth game on Nov. 17.

At Mariucci Arena, Hauser is 6-2-0 with a 1.72 gaa and .924 saves percentage. Weber is 3-0-0 with a 1.33 gaa and .942 saves percentage. Johnson is 2-0-0 with a 2.09 gaa and .926 saves percentage.

On the road, Hauser is 4-2-3 with a 3.13 gaa and .900 saves percentage. Weber is 2-0-0 with a 4.38 gaa and .811 saves percentage. Johnson has yet to appear on the road.

**Sophomore Slump?:** The nation's most productive freshman class a year ago, this year's sophomores have been even more dominating this season. A year ago, the group of six had 29-29--58 after 25 games. This year, the sophomores have accounted for 37-65--102. All six are ahead of their scoring pace of a year ago, most noticeably Paul Martin. A year ago, Martin had collected just six points after 25 games, while this year, he already has 30.

**Rookies Holding Their Own:** Following in the footsteps of the nation's most productive freshman class, this year's class of rookies have made their contribution. Defensemen Keith Ballard and Judd Stevens are both regulars on the team's second power-play unit and Barry Tallackson has also seen increased time with the special teams. Jake Fleming is second on the team with two shorthanded goals. Garrett Smaagaard and Brett MacKinnon have both been regulars in the lineup.

In all, their collective totals of 19-38--57 are on par with the freshman totals at this time a year ago of 29-29--58. That is in spite of rookie Mike Erickson being out of the lineup for the past 14 games.

**On the Defensive:** While Jordan Leopold receives the majority of the attention among Golden Gopher blueliners, Minnesota can boast one of the top defensive units in the nation. Playing alongside Leopold, Matt DeMarchi, a second-round NHL Draft pick, is one of the most physical players in the WCHA. Sophomore Paul Martin is second in the league behind Leopold in defenseman scoring. The trio is joined by this year's preseason WCHA newcomer of the year Keith Ballard.

**The Protege':** Sophomore Paul Martin is following in the footsteps of All-American Jordan Leopold. Martin now has 6-24--30 and is tied with Jordan Leopold for the WCHA lead among blueliners. Martin already has 10 multi-point games on the year and began the season with a 10-game point streak.

**Evening Things Up:** Last year, 36.3 percent of the team's goals came on the power-play (62/171). That is the highest percentage since the 1980-81 squad had 37.9 percent of its goals come on the power-play. That team set school records with 261 goals and 99 power-play goals.

This year, 41 of the team's 118 goals (34.7 percent) have come with the man-advantage. In all, 67 of the team's 118 goals (56.8 percent) have come with both teams at full strength.

**Competing with the WCHA:** Minnesota wrapped up one of its most successful non-conference schedules at the Mariucci Classic on Dec. 28-29. The Golden Gophers were 8-0-1 in non-league contests. Minnesota averaged 6.2 goals per game with its power-play clicking at 42.6 percent (20-47). The Golden Gophers allowed just 1.9 goals per game.

In WCHA play, Minnesota is averaging 3.9 goals per contest and allowing 2.9. The Golden Gopher power-play is at 23.9 percent (21-88)

**Fit To Be Tied:** Since a 3-2 overtime win in the WCHA playoffs at Colorado College on March 11, 2000, the Golden Gophers have gone 0-2-6 in overtime games. Minnesota has gone to overtime four times this season with each game ending in a tie. All four of the Golden Gopher ties have come on the road this season. Under Don Lucia, Minnesota is 3-7-8 in overtime games.

**On This Date:** Minnesota is 13-3-1 all-time on Jan. 25, but just 9-6-2 on Jan. 26.

**Get Shorty:** Minnesota did not allow a shorthanded goal in the first 21 games, but has allowed three in the past four.

**Stepping Up:** The trio of Johnny Pohl, Jordan Leopold and Jeff Taffe have accounted for 10 goals and 24 points in the last six games.

**Series Split:** In the past three WCHA series, the Golden Gophers are 0-2-1 in the series opener and 3-0-0 in the rematch. Minnesota is averaging 3.0 goals per game in the opener and 4.3 in the second game. The Golden Gophers are 4-4-2 in their last 10 league games.

**Up Next:** Minnesota returns to the road for two weeks. The Golden Gophers face Minnesota-Duluth next weekend and then return to Grand Forks the following week. Minnesota swept UMD earlier this year and has taken two of three from North Dakota thus far.



*Minnesota swept Denver in its last visit to Mariucci Arena on Jan. 14-15, 2000. Jordan Leopold scored with 6.4 seconds remaining in overtime in a 7-6 victory. The next night, Johnny Pohl collected his first career hat trick in a 7-3 win. Pohl had four assists the night before.*

## Goal Breakdown

|                              | MN | OPP |
|------------------------------|----|-----|
| 5-on-5                       | 62 | 40  |
| 5-on-4                       | 37 | 17  |
| 6-on-5                       | 3  | 0   |
| 4-on-5                       | 10 | 2   |
| 4-on-4                       | 2  | 2   |
| 5-on-3                       | 3  | 1   |
| 4-on-3                       | 1  | 0   |
| Power Play                   | 41 | 19  |
| Shorthanded                  | 10 | 3   |
| Empty Net                    | 2  | 1   |
| First Minute of Game         | 2  | 0   |
| First 2 Minutes of Game      | 4  | 0   |
| First 5 Minutes of Game      | 8  | 3   |
| First 10 Minutes of Game     | 18 | 10  |
| First Goal of Game           | 11 | 14  |
| First Minute of Period       | 7  | 1   |
| Last Minute of Period        | 6  | 2   |
| Last Minute of Game          | 5  | 2   |
| Last 5 Minutes of Game       | 9  | 5   |
| To Tie Game - Last 5 Minutes | 2  | 1   |
| To Win Game - Last 5 Minutes | 1  | 1   |
| Unassisted                   | 11 | 4   |
| One Assist                   | 31 | 18  |
| Two Assists                  | 76 | 41  |
| Home                         | 66 | 23  |
| Road                         | 47 | 39  |
| Neutral                      | 0  | 0   |
| Overtime                     | 0  | 0   |

### GOAL SCORED AFTER OPPONENTS' GOAL

|                       | MN | OPP |
|-----------------------|----|-----|
| Less Than One Minute  | 3  | 1   |
| One To Three Minutes  | 10 | 2   |
| Three To Five Minutes | 7  | 2   |

## Record When Having a Point

| Player            | No. of Games | Record        |
|-------------------|--------------|---------------|
| Johnny Pohl       | 23 of 25     | 17-3-3 (.804) |
| Jordan Leopold    | 20 of 25     | 13-4-3 (.725) |
| Jeff Taffe        | 18 of 24     | 14-2-2 (.833) |
| Paul Martin       | 17 of 25     | 13-1-3 (.853) |
| Grant Potulny     | 17 of 24     | 11-3-3 (.735) |
| Troy Riddle       | 16 of 25     | 12-2-2 (.813) |
| Matt Koalska      | 12 of 25     | 9-1-2 (.833)  |
| Keith Ballard     | 12 of 22     | 10-1-1 (.875) |
| Erik Wendell      | 11 of 25     | 10-0-1 (.955) |
| Judd Stevens      | 10 of 25     | 6-2-2 (.700)  |
| Barry Tallackson  | 10 of 25     | 6-1-3 (.750)  |
| Jake Fleming      | 10 of 24     | 5-1-4 (.700)  |
| Jon Waibel        | 6 of 25      | 3-2-1 (.583)  |
| Nick Anthony      | 5 of 14      | 5-0-0 (1.00)  |
| Nick Angell       | 5 of 25      | 4-1-0 (.800)  |
| Pat O'Leary       | 4 of 21      | 3-0-1 (.833)  |
| Matt DeMarchi     | 4 of 17      | 3-1-0 (.750)  |
| Joey Martin       | 4 of 8       | 3-1-0 (.667)  |
| Garrett Smaagaard | 3 of 17      | 3-0-0 (1.00)  |
| Brett MacKinnon   | 3 of 13      | 2-0-1 (.833)  |
| Mike Erickson     | 2 of 9       | 2-0-0 (1.00)  |

## A Comparison...

| Players        | Totals                | Diff. |
|----------------|-----------------------|-------|
| Paul Martin    | 6-24--30 (1-5--6)     | +24   |
| Johnny Pohl    | 13-30--43 (12-14--26) | +17   |
| Erik Wendell   | 6-8--14 (2-1--3)      | +11   |
| Jeff Taffe     | 21-14--35 (8-17--25)  | +10   |
| Troy Riddle    | 11-12--23 (10-5--15)  | +8    |
| Matt Koalska   | 7-13--20 (6-7--13)    | +7    |
| Jon Waibel     | 4-3--7 (0-3--3)       | +4    |
| Grant Potulny  | 9-12--21 (12-7--19)   | +2    |
| Nick Angell    | 1-7--8 (2-4--6)       | +2    |
| Jordan Leopold | 14-16--30 (7-22--29)  | +1    |
| Matt DeMarchi  | 1-4--5 (3-4--7)       | -2    |
| Pat O'Leary    | 2-2--4 (4-4--8)       | -4    |
| Nick Anthony   | 4-3--7 (3-8--11)      | -4    |

(2000-01 totals in parenthesis)

## 2001-02 Month-By-Month

| Month             | Home          | Away         | WCHA         | Overall       |
|-------------------|---------------|--------------|--------------|---------------|
| October           | 4-0-0         | 1-0-0        | 0-0-0        | 5-0-0         |
| November          | 4-1-0         | 2-0-2        | 5-1-1        | 6-1-2         |
| December          | 2-0-0         | 1-1-1        | 1-1-1        | 3-1-1         |
| January           | 1-1-0         | 2-1-1        | 3-2-1        | 3-2-1         |
| February          | 0-0-0         | 0-0-0        | 0-0-0        | 0-0-0         |
| March             | 0-0-0         | 0-0-0        | 0-0-0        | 0-0-0         |
| <b>Totals</b>     | <b>11-2-0</b> | <b>6-2-4</b> | <b>9-4-3</b> | <b>17-4-4</b> |
| Month             | GF            | GA           | PP           | PK            |
| October (5 games) | 7.6           | 1.6          | 50.0         | 90.9          |
| November (9)      | 4.7           | 2.9          | 31.5         | 75.5          |
| December (5)      | 3.2           | 2.0          | 18.2         | 92.6          |
| January (6)       | 3.7           | 3.3          | 19.4         | 88.9          |
| February          |               |              |              |               |
| March             |               |              |              |               |
| <b>Totals</b>     | <b>4.7</b>    | <b>2.6</b>   | <b>30.4</b>  | <b>84.8</b>   |

## Scoring Breakdown (By Period)

| Player            | 1st      | 2nd     | 3rd      | Total     |
|-------------------|----------|---------|----------|-----------|
| Nick Angell       | 0-4--4   | 1-2--3  | 0-1--1   | 1-7--8    |
| Nick Anthony      | 0-0--0   | 3-2--5  | 1-1--2   | 4-3--7    |
| Keith Ballard     | 2-2--4   | 1-3--4  | 1-5--6   | 4-10--14  |
| Matt DeMarchi     | 0-2--2   | 0-2--2  | 1-0--1   | 1-4--5    |
| Mike Erickson     | 1-0--1   | 0-1--1  | 0-1--1   | 1-2--3    |
| Jake Fleming      | 1-3--4   | 0-2--2  | 1-3--4   | 2-8--10   |
| Matt Koalska      | 3-3--6   | 2-8--10 | 2-2--4   | 7-13--20  |
| Jordan Leopold    | 3-6--9   | 5-4--9  | 6-6--12  | 14-16--30 |
| Brett MacKinnon   | 1-0--1   | 0-0--0  | 0-2--2   | 1-2--3    |
| Joey Martin       | 0-0--0   | 0-1--1  | 0-2--2   | 0-3--3    |
| Paul Martin       | 3-9--12  | 1-5--6  | 2-9--11  | 6-24--30  |
| Pat O'Leary       | 0-1--1   | 1-1--2  | 1-0--1   | 2-2--4    |
| Johnny Pohl       | 1-11--12 | 5-6--11 | 7-13--20 | 13-30--43 |
| Grant Potulny     | 5-6--11  | 2-2--4  | 2-4--6   | 9-12--21  |
| Troy Riddle       | 4-4--8   | 3-6--9  | 4-2--6   | 11-12--23 |
| Garrett Smaagaard | 0-2--2   | 1-0--1  | 0-0--0   | 1-2--3    |
| Judd Stevens      | 0-5--5   | 0-4--4  | 1-3--4   | 1-12--13  |
| Jeff Taffe        | 9-6--15  | 6-2--8  | 6-6--12  | 21-14--35 |
| Barry Tallackson  | 4-1--5   | 1-1--2  | 4-0--4   | 9-2--11   |
| Jon Waibel        | 2-1--3   | 1-2--3  | 1-0--1   | 4-3--7    |
| Erik Wendell      | 3-3--6   | 2-5--7  | 1-0--1   | 6-8--14   |

## THE LAST TIME IT HAPPENED

### Minnesota Swept A Road Series:

February 9-10, 2001 at MSU, Mankato (4-1, 3-1)

### Minnesota Was Swept In A Road Series:

December 1-2, 2000 at Denver (4-0, 4-1)

### Minnesota Swept A Home Series:

November 16-17, 2001 vs. UMD (5-1, 5-3)

### Minnesota Was Swept In A Home Series:

February 25-26, 2000 vs. Wisconsin (4-2, 5-4)

### Minnesota Shut Out An Opponent:

October 27, 2001 vs. Colgate  
(Justin Johnson, 9-0)

### An Opponent Shut Out Minnesota:

March 16, 2001 vs. St. Cloud State (Scott Meyer, 3-0)

### Minnesota Player Scored A Hat Trick:

November 23, 2001 at Michigan  
(Jeff Taffe, 5-2 Minnesota win)

### Minnesota Player Scored A Pure Hat Trick:

February 26, 1999 at Minnesota-Duluth  
(Wyatt Smith, 4-1 Minnesota win)

### An Opponent Scored A Hat Trick:

March 2, 2001 vs. St. Cloud State  
(Jon Cullen, three goals, 6-1, Minnesota loss)

### Minnesota Player Scored Four Goals In A Game:

February 27, 1999 at Minnesota-Duluth  
(Reggie Berg, 10-7 Minnesota win)

### Minnesota Won When Trailing After Two Periods:

January 6, 2002 vs. North Dakota  
(2-1/trailing 1-0 heading into third period)

### Minnesota Had 50 or More Shots On Goal In A Game:

January 11, 2002 at Wisconsin  
(53 shots, 8-3 Minnesota loss)

### Opponent Had 50 or More Shots On Goal In A Game:

January 31, 1997 at North Dakota  
(51 shots, 6-4 Minnesota loss)

### Minnesota Player Scored A Shorthanded Goal:

January 12, 2002 at Wisconsin  
(Troy Riddle, third period, 6-2 win)

### Minnesota Won In Overtime:

March 11, 2000 vs. Colorado College (3-2)  
*Minnesota is 0-2-6 in overtime games since*

### Minnesota Lost In Overtime:

March 23, 2001 vs. Maine (5-4)

### Minnesota Tied In Overtime:

December 1, 2001 at St. Cloud State (2-2)

### Minnesota Scored 10 Goals Or More In A Game:

December 9, 2000 vs. Quinnipiac  
(11-2 Minnesota win)

### Opponent Scored 10 Goals Or More In A Game:

January 30, 1993 at Michigan Tech  
(10-2 Minnesota loss)

## Career Game Highs

### #1 Adam Hauser

Goals Allowed: 0 (8 times, last 10/26/01 vs. Colgate)  
Saves: 45 (12/1/01 at SCSU)  
Saves %: 1.000 (8 times, last 10/26/01 vs. Colgate)

### #3 Jordan Leopold

Goals: 2 (6 times, last 1/6/02 vs. UND)  
Assists: 3 (5 times, last 3/17/01 vs. CC)  
Points: 4 (2 times, 1/20/01 at Wis.)

### #5 Jon Waibel

Goals: 1 (5 times, last 1/12/02 at UW)  
Assists: 1 (9 times, last 12/8/01 at DU)  
Points: 2 (11/17/01 vs. UMD)

### #6 Judd Stevens

Goals: 1 (12/29/01 vs. Prov.)  
Assists: 2 (2 times, last 10/27/01 vs. Colgate)  
Points: 2 (3 times, last 12/29/01 vs. Prov.)

### #9 Johnny Pohl

Goals: 3 (1/15/00 vs. Denver)  
Assists: 5 (10/27/01 vs. Colgate)  
Points: 5 (10/27/01 vs. Colgate)

### #10 Paul Martin

Goals: 1 (9 times, last 1/19/02 at UAA)  
Assists: 3 (2 times, last 1/12/02 at UW)  
Points: 3 (2 times, last 1/12/02 at UW)

### #11 Erik Wendell

Goals: 2 (2/2/01 vs. MTU)  
Assists: 2 (10/5/01 at UND)  
Points: 2 (6 times, last 11/17/01 vs. UMD)

### #13 Keith Ballard

Goals: 1 (4 times, last 11/23/01 at Mich.)  
Assists: 2 (2 times, last 11/17/01 vs. UMD)  
Points: 2 (2 times, last 11/17/01 vs. UMD)

### #15 Mike Erickson

Goals: 1 (10/5/01 at UND)  
Assists: 2 (10/26/01 vs. Colgate)  
Points: 2 (10/26/01 vs. Colgate)

### #16 Nick Anthony

Goals: 2 (10/26/01 vs. Colgate)  
Assists: 2 (2 times, last 3/9/01 vs. MTU)  
Points: 3 (2 times, last 3/9/01 vs. MTU)

### #17 Garrett Smaagaard

Goals: 1 (1/12/02 at UW)  
Assists: 1 (2 times, last 12/29/01 vs. Prov.)  
Points: 1 (2 times, last 12/29/01 vs. Prov.)

### #18 Grant Potulny

Goals: 3 (1/20/01 at Wis.)  
Assists: 2 (2/9/01 at MSU-M)  
Points: 3 (4 times, last 10/27/01 vs. Colgate)

### #19 Matt DeMarchi

Goals: 1 (4 times, last 11/23/01 at Mich.)  
Assists: 2 (2 times, last 2/16/01 vs. CC)  
Points: 2 (4 times, last 11/23/01 at Mich.)

### #20 Joey Martin

Goals: n/a  
Assists: 1 (4 times, last 1/5/02 vs. UND)  
Points: 1 (4 times, last 1/5/02 vs. UND)

### #21 Troy Riddle

Goals: 2 (4 times, last 10/26/01 vs. Colgate)  
Assists: 3 (1/20/01 at Wis.)  
Points: 3 (2 times, last 2/2/01 vs. MTU)

### #22 Jeff Taffe

Goals: 3 (11/23/01 at Michigan)  
Assists: 4 (2/18/00 at MTU)  
Points: 5 (10/19/01 vs. BSU)

### #24 Matt Koalska

Goals: 2 (10/27/01 vs. Colgate)  
Assists: 3 (10/19/01 vs. BSU)  
Points: 4 (10/27/01 vs. Colgate)

### #25 Pat O'Leary

Goals: 2 (2 times, last 12/30/00 vs. LSSU)  
Assists: 1 (8 times, last 12/28/01 at FSU)  
Points: 2 (2 times, last 1/6/01 at UAA)

### #26 Nick Angell

Goals: 1 (8 times, last 11/16/01 vs. UMD)  
Assists: 3 (11/2/01 at MTU)  
Points: 3 (11/2/01 at MTU)

### #27 Barry Tallackson

Goals: 1 (9 times, last 1/18/02 at UAA)  
Assists: 1 (2 times, last 10/26/01 vs. Colgate)  
Points: 2 (10/19/01 vs. BSU)

### #28 Brett MacKinnon

Goals: 1 (11/23/01 at MSU)  
Assists: 1 (2 times, last 12/29/01 vs. Prov.)  
Points: 1 (3 times, last 12/29/01 vs. Prov.)

### #29 Jake Fleming

Goals: 1 (2 times, last 11/17/01 vs. UMD)  
Assists: 1 (8 times, last 1/19/02 at UAA)  
Points: 1 (10 times, last 1/19/02 at UAA)

### #31 Travis Weber

Goals Allowed: 1 (3 times, last 1/6/02 vs. UND)  
Saves: 24 (12/29/01 vs. Prov.)  
Saves %: .960 (12/29/01 vs. Prov.)

### #33 Justin Johnson

Goals Allowed: 0 (10/27/01 vs. Colgate)  
Saves: 31 (11/10/01 vs. MSU-M)  
Saves %: 1.000 (10/27/01 vs. Colgate)

## Home vs. Away

| Home   | Record        | Away  |
|--------|---------------|-------|
| 11-2-0 |               | 6-2-4 |
| 5.1    | Goals For     | 4.3   |
| 1.8    | Goals Against | 3.4   |
| 35.5   | Power-Play    | 23.7  |
| 85.7   | Penalty Kill  | 83.9  |
| 39.6   | Shots For     | 34.2  |
| 23.7   | Shots Against | 29.7  |

## Series Comparison (WCHA)

| 1st Game | Record        | 2nd Game |
|----------|---------------|----------|
| 4-3-1    |               | 5-1-2    |
| 3.8      | Goals For     | 4.0      |
| 3.2      | Goals Against | 2.6      |
| 24.0     | Power-Play    | 23.7     |
| 87.8     | Penalty Kill  | 79.5     |
| 36.6     | Shots For     | 36.1     |
| 25.4     | Shots Against | 30.1     |



**CAREER GOALS - CURRENT PLAYERS**

|                   |    |
|-------------------|----|
| Johnny Pohl       | 57 |
| Jeff Taffe        | 43 |
| Jordan Leopold    | 39 |
| Grant Potulny     | 31 |
| Troy Riddle       | 27 |
| Erik Wendell      | 22 |
| Matt Koalska      | 17 |
| Pat O'Leary       | 13 |
| Nick Anthony      | 13 |
| Paul Martin       | 9  |
| Barry Tallackson  | 9  |
| Nick Angell       | 8  |
| Matt DeMarchi     | 6  |
| Dan Welch         | 6  |
| Jon Waibel        | 5  |
| Keith Ballard     | 4  |
| Jake Fleming      | 2  |
| Mike Erickson     | 1  |
| Brett MacKinnon   | 1  |
| Garrett Smaagaard | 1  |
| Judd Stevens      | 1  |

**CAREER ASSISTS - CURRENT PLAYERS**

|                   |     |
|-------------------|-----|
| Johnny Pohl       | 107 |
| Jordan Leopold    | 87  |
| Jeff Taffe        | 47  |
| Paul Martin       | 39  |
| Matt Koalska      | 27  |
| Nick Angell       | 26  |
| Troy Riddle       | 26  |
| Grant Potulny     | 23  |
| Nick Anthony      | 19  |
| Matt DeMarchi     | 19  |
| Erik Wendell      | 19  |
| Judd Stevens      | 12  |
| Jon Waibel        | 10  |
| Keith Ballard     | 10  |
| Pat O'Leary       | 9   |
| Jake Fleming      | 8   |
| Dan Welch         | 8   |
| Joey Martin       | 5   |
| Barry Tallackson  | 2   |
| Mike Erickson     | 2   |
| Adam Hauser       | 2   |
| Garrett Smaagaard | 2   |
| Brett MacKinnon   | 2   |

**CAREER POINTS - CURRENT PLAYERS**

|                   |     |
|-------------------|-----|
| Johnny Pohl       | 164 |
| Jordan Leopold    | 126 |
| Jeff Taffe        | 88  |
| Grant Potulny     | 54  |
| Troy Riddle       | 53  |
| Paul Martin       | 48  |
| Matt Koalska      | 43  |
| Erik Wendell      | 41  |
| Nick Angell       | 34  |
| Nick Anthony      | 32  |
| Matt DeMarchi     | 25  |
| Pat O'Leary       | 22  |
| Jon Waibel        | 15  |
| Keith Ballard     | 14  |
| Dan Welch         | 14  |
| Judd Stevens      | 13  |
| Barry Tallackson  | 11  |
| Jake Fleming      | 10  |
| Joey Martin       | 5   |
| Mike Erickson     | 3   |
| Brett MacKinnon   | 3   |
| Garrett Smaagaard | 3   |
| Adam Hauser       | 2   |

**CAREER GAMES - CURRENT PLAYERS**

|                   |     |
|-------------------|-----|
| Johnny Pohl       | 146 |
| Jordan Leopold    | 145 |
| Nick Angell       | 136 |
| Adam Hauser       | 135 |
| Erik Wendell      | 130 |
| Jeff Taffe        | 101 |
| Pat O'Leary       | 100 |
| Matt DeMarchi     | 94  |
| Nick Anthony      | 82  |
| Matt Koalska      | 67  |
| Jon Waibel        | 67  |
| Grant Potulny     | 66  |
| Paul Martin       | 63  |
| Troy Riddle       | 63  |
| Dan Welch         | 36  |
| Joey Martin       | 26  |
| Judd Stevens      | 25  |
| Barry Tallackson  | 25  |
| Jake Fleming      | 24  |
| Keith Ballard     | 22  |
| Garrett Smaagaard | 17  |
| Brett MacKinnon   | 13  |
| Mike Erickson     | 9   |
| Chad Roberg       | 8   |
| Travis Weber      | 7   |
| Justin Johnson    | 3   |

**2001-02 WCHA Standings/Schedule**

| Team (Overall Record, win %)    | GP | W  | L  | T | Pts | GF | GA | GDif |
|---------------------------------|----|----|----|---|-----|----|----|------|
| Denver (22-2-0, .917)           | 16 | 15 | 1  | 0 | 30  | 73 | 28 | +45  |
| St. Cloud State (20-4-1, .820)  | 18 | 14 | 3  | 1 | 29  | 85 | 35 | +50  |
| Minnesota (17-4-4, .760)        | 16 | 9  | 4  | 3 | 21  | 62 | 47 | +15  |
| Colorado College (14-8-2, .625) | 18 | 10 | 7  | 1 | 21  | 55 | 47 | +8   |
| Wisconsin (10-12-2, .458)       | 16 | 8  | 7  | 1 | 17  | 52 | 49 | +3   |
| Alaska Anchorage (7-10-5, .450) | 18 | 6  | 8  | 4 | 16  | 52 | 62 | -10  |
| MSU, Mankato (11-14-1, .442)    | 20 | 7  | 12 | 1 | 15  | 53 | 76 | -23  |
| North Dakota (10-13-2, .440)    | 18 | 5  | 11 | 2 | 12  | 56 | 70 | -14  |
| Michigan Tech (7-15-2, .333)    | 16 | 3  | 11 | 2 | 8   | 37 | 73 | -36  |
| Minnesota-Duluth (8-17-1, .327) | 16 | 1  | 14 | 1 | 3   | 37 | 75 | -38  |

**2001-02 Season Highs/Lows**

**Team**

|   |   |
|---|---|
| <b>MOST GOALS/GAME</b>                    | (9) 10/27 vs. Colgate   |
| <b>LEAST GOALS/GAME</b>                   | (2) four times, last 1/6 vs. UND                                      |
| <b>MOST ASSISTS/GAME</b>                  | (14) 10/27 vs. Colgate  |
| <b>LEAST ASSISTS/GAME</b>                 | (3) two times, last 1/6 vs. UND                                       |
| <b>MOST GOALS AGAINST/GAME</b>            | (8) 1/11 at Wisconsin   |
| <b>LEAST GOALS AGAINST/GAME</b>           | (0) two times, last 10/27 vs. Colgate                                 |
| <b>MOST ASSISTS AGAINST/GAME</b>          | (11) 1/11 at Wisconsin  |
| <b>LEAST ASSISTS AGAINST/GAME</b>         | (0) two times, last 10/27 vs. Colgate                                 |
| <b>MOST GOALS/PERIOD</b>                  | (5) 11/2 at Michigan Tech - second period                             |
| <b>MOST GOALS AGAINST/PERIOD</b>          | (4) three times, last 1/5 vs. UND - third period                      |
| <b>MOST POWER PLAY GOALS/GAME</b>         | (5) 10/19 vs. BSU   |
| <b>MOST POWER PLAY GOALS ALLOWED/GAME</b> | (3) 11/25 at MSU  |
| <b>MOST SHOTS ON GOAL/GAME</b>            | (53) 1/11 at Wisconsin  |
| <b>LEAST SHOTS ON GOAL/GAME</b>           | (23) two times, last 1/18 at Alaska Anchorage                         |
| <b>MOST SHOTS AGAINST/GAME</b>            | (47) 12/1 at SCSU   |
| <b>LEAST SHOTS AGAINST/GAME</b>           | (18) 10/26 vs. Colgate  |
| <b>MOST SHOTS ON GOAL/PERIOD</b>          | (22) 10/20 vs. BSU - first period                                     |
| <b>MOST SHOTS AGAINST/PERIOD</b>          | (19) 12/1 at SCSU - second period                                     |
| <b>MOST PENALTIES/GAME</b>                | (14) 11/25 at MSU   |
| <b>LEAST PENALTIES/GAME</b>               | (3) two times, 1/19 at Alaska Anchorage                               |
| <b>MOST PIM/GAME</b>                      | (48) 1/11 at Wisconsin  |
| <b>LEAST PIM/GAME</b>                     | (6) two times, 1/19 at Alaska Anchorage                               |
| <b>MOST OPP. PENALTIES/GAME</b>           | (12) 2 times, last 11/25 at MSU                                       |
| <b>LEAST OPP. PENALTIES/GAME</b>          | (4) 11/23 at Michigan   |
| <b>MOST OPP. PIM/GAME</b>                 | (24) 2 times, last 11/25 at MSU                                       |
| <b>LEAST OPP. PIM/GAME</b>                | (8) 11/23 at Michigan   |
| <b>QUICKEST TWO GOALS</b>                 | (0:09) 11/2 at Michigan Tech - second period (Anthony, Wendell)       |
| <b>QUICKEST THREE GOALS</b>               | (2:23) 11/2 at Michigan Tech - second period (Pohl, P. Martin, Taffe) |

**Individual**

|                           |  |
|---------------------------|--|
| <b>GOALS/GAME</b>         | (3) Jeff Taffe, 11/23 at Michigan                                      |
| <b>GOALS/PERIOD</b>       | (2) four times, last Jordan Leopold, 1/6 vs. UND                       |
| <b>ASSISTS/GAME</b>       | (5) Johnny Pohl, 10/27 vs. Colgate                                     |
| <b>ASSISTS/PERIOD</b>     | (2) eight times, last Johnny Pohl, 12/29 vs. Providence - first period |
| <b>POINTS/GAME</b>        | (5) two times, last Johnny Pohl, 10/27 vs. Colgate                     |
| <b>POINTS/PERIOD</b>      | (3) Grant Potulny, 10/27 vs. Colgate                                   |
| <b>PENALTIES/GAME</b>     | (4) three times, last Matt DeMarchi, 1/18 at UAA                       |
| <b>PIM/GAME</b>           | (19) Jeff Taffe, 11/17 vs. UMD   |
| <b>SHOTS ON GOAL/GAME</b> | (11) Jordan Leopold, 11/3 at Michigan Tech                             |
| <b>SAVES/GAME</b>         | (45) Adam Hauser, 12/1 at SCSU   |

**WCHA Home Records**

| Team             | Record        | Team             | Record       |
|------------------|---------------|------------------|--------------|
| Denver           | 11-1-0 (.917) | Michigan Tech    | 5-4-2 (.545) |
| Minnesota        | 11-2-0 (.846) | Wisconsin        | 6-5-1 (.542) |
| St. Cloud State  | 10-2-1 (.808) | North Dakota     | 4-6-1 (.409) |
| Colorado College | 10-3-0 (.769) | MSU, Mankato     | 4-7-1 (.375) |
| Alaska Anchorage | 5-3-4 (.583)  | Minnesota-Duluth | 5-9-0 (.357) |

## Hauser Watch

### VICTORIES

| Rk. | Player       | Wins | Years        |
|-----|--------------|------|--------------|
| 1.  | Robb Stauber | 73   | 1986-89      |
| 2.  | Adam Hauser  | 70   | 1998-present |

### GAMES PLAYED

| Rk. | Player       | GP  | Years        |
|-----|--------------|-----|--------------|
| 1.  | Adam Hauser  | 135 | 1998-present |
| 2.  | Robb Stauber | 98  | 1986-89      |
| 3.  | Three tied   | 96  |              |

### MINUTES PLAYED

| Rk. | Player       | MP    | Years        |
|-----|--------------|-------|--------------|
| 1.  | Adam Hauser  | 7,875 | 1998-present |
| 2.  | Robb Stauber | 5,717 | 1986-89      |
| 3.  | Steve DeBus  | 5,490 | 1995-98      |

### SAVES

| Rk. | Player         | Saves | Years        |
|-----|----------------|-------|--------------|
| 1.  | Adam Hauser    | 3,365 | 1998-present |
| 2.  | Steve Janaszak | 2,639 | 1975-79      |
| 3.  | Robb Stauber   | 2,553 | 1986-89      |

### SAVE PERCENTAGE

| Rk. | Player           | SV % | Years        |
|-----|------------------|------|--------------|
| 1.  | Jim Mattson      | .906 | 1951-54      |
|     | Robb Stauber     | .906 | 1986-89      |
| 3.  | Murray McLachlin | .902 | 1967-70      |
| 4.  | Adam Hauser      | .898 | 1998-present |

### GOALS-AGAINST-AVERAGE

| Rk. | Player       | GAA  | Years        |
|-----|--------------|------|--------------|
| 1.  | Jim Mattson  | 2.48 | 1951-54      |
| 2.  | Robb Stauber | 2.77 | 1986-89      |
| 3.  | Adam Hauser  | 2.93 | 1998-present |

## WCHA Recordbook

### GAMES PLAYED - OVERALL

| Rk. | Player               | GP  | Years        |
|-----|----------------------|-----|--------------|
| 1.  | Graham Melanson (UW) | 140 | 1997-2001    |
| 3.  | Adam Hauser          | 135 | 1998-present |

### MINUTES PLAYED - OVERALL

| Rk. | Player          | MP    | Years        |
|-----|-----------------|-------|--------------|
| 1.  | Graham Melanson | 8,179 | 1997-2001    |
| 3.  | Adam Hauser     | 7,875 | 1998-present |

### SAVES - OVERALL

| Rk. | Player               | SV    | Years        |
|-----|----------------------|-------|--------------|
| 1.  | Robbie Moore (Mich.) | 4,434 | 1973-76      |
|     | Adam Hauser          | 3,365 | 1998-present |

### SAVES - WCHA ONLY

| Rk. | Player               | SV    | Years        |
|-----|----------------------|-------|--------------|
| 1.  | Robbie Moore (Mich.) | 3,665 | 1973-76      |
|     | Adam Hauser          | 2,331 | 1998-present |

### SHUTOUTS - OVERALL

| Rk. | Player              | SO | Years        |
|-----|---------------------|----|--------------|
| 1.  | Karl Goehring (UND) | 15 | 1997-2001    |
| 7t. | Adam Hauser         | 8  | 1998-present |

## Multiple-Point Games (season/career)

| Player (Games)         | Last Time                           | Record        |
|------------------------|-------------------------------------|---------------|
| Johnny Pohl (14/47)    | 1/19/02 at UAA (2a)                 | 11-1-2/35-9-3 |
| Jeff Taffe (11/23)     | 1/19/02 vs. UAA (2g, 1a)            | 10-1-0/18-4-1 |
| Paul Martin (10/16)    | 1/19/02 at UAA (1g, 1a)             | 8-0-1/13-1-1  |
| Jordan Leopold (7/27)  | 1/11/02 at Wisconsin (2a)           | 5-1-1/16-8-3  |
| Troy Riddle (6/14)     | 1/19/02 at UAA (1g, 1a)             | 6-0-0/14-0-0  |
| Matt Koalska (5/12)    | 12/8/01 at Denver (1g, 1a)          | 4-1-0/11-1-0  |
| Erik Wendell (3/6)     | 12/29/01 vs. Providence (1g, 1a)    | 3-0-0/6-0-0   |
| Judd Stevens (3/3)     | 12/29/01 vs. Providence (1g, 1a)    | 3-0-0/3-0-0   |
| Grant Potulny (3/13)   | 1/5/02 vs. UND (1g, 1a)             | 1-2-0/9-3-1   |
| Nick Anthony (2/7)     | 11/2/01 at MTU (1g, 1a)             | 2-0-0/7-0-0   |
| Keith Ballard (2/2)    | 11/17/01 vs. UMD (2a)               | 2-0-0/2-0-0   |
| Nick Angell (1/4)      | 11/2/01 at MTU (3a)                 | 1-0-0/3-1-0   |
| Barry Tallackson (1/1) | 10/19/01 vs. Bemidji State (1g, 1a) | 1-0-0/1-0-0   |
| Mike Erickson (1/1)    | 10/26/01 vs. Colgate (2a)           | 1-0-0/1-0-0   |
| Jon Waibel (1/1)       | 11/17/01 vs. UMD (1g, 1a)           | 1-0-0/1-0-0   |
| Pat O'Leary (0/3)      | 1/6/01 at UAA (1g, 1a)              | 0-0-0/3-0-0   |
| Matt DeMarchi (0/3)    | 2/16/01 vs. C.C. (2a)               | 0-0-0/3-0-0   |
| Dan Welch (0/1)        | 2/18/00 at MTU (2g)                 | 1-0-0/1-0-0   |

## Multiple-Goal Games (season/career)

| Player (Games)       | Last Time                    | Record       |
|----------------------|------------------------------|--------------|
| Jeff Taffe (6/7)     | 1/19/02 at UAA (2g)          | 6-0-0/6-1-0  |
| Johnny Pohl (4/10)   | 12/29/01 vs. Providence (2g) | 4-0-0/10-0-0 |
| Jordan Leopold (3/6) | 1/6/02 vs. UND (2g)          | 3-0-0/4-2-0  |
| Troy Riddle (2/4)    | 10/26/01 vs. Colgate (2g)    | 2-0-0/4-0-0  |
| Grant Potulny (1/4)  | 10/27/01 vs. Colgate (2g)    | 1-0-0/4-0-0  |
| Nick Anthony (1/1)   | 10/26/01 vs. Colgate (2g)    | 1-0-0/1-0-0  |
| Matt Koalska (1/1)   | 10/27/01 vs. Colgate (2g)    | 1-0-0/1-0-0  |
| Pat O'Leary (0/2)    | 12/30/00 vs. LSSU (2g)       | 0-0-0/2-0-0  |
| Dan Welch (0/1)      | 2/18/00 at MTU (2g)          | 0-0-0/1-0-0  |
| Erik Wendell (0/1)   | 2/2/01 at MTU (2g)           | 0-0-0/1-0-0  |

## Leopold Watch

### POINTS BY A DEFENSEMAN

| Rk. | Player          | Pts. | Years   |
|-----|-----------------|------|---------|
| 1.  | Todd Richards   | 158  | 1985-89 |
| 3.  | Travis Richards | 133  | 1989-93 |
| 4.  | Jordan Leopold  | 125  | 1998-   |

### GOALS BY A DEFENSEMAN

| Rk. | Player         | Goals | Years |
|-----|----------------|-------|-------|
| 1.  | Jordan Leopold | 39    | 1998- |

### ASSISTS BY A DEFENSEMAN

| Rk. | Player         | Assists | Years   |
|-----|----------------|---------|---------|
| 1.  | Todd Richards  | 128     | 1985-89 |
| 6.  | Bill Baker     | 88      | 1975-79 |
| 7.  | Jordan Leopold | 87      | 1998-   |

### WCHA RECORD (OVERALL) - GOALS BY A DEFENSEMAN

| Rk. | Player            | Goals | Years   |
|-----|-------------------|-------|---------|
| 1.  | Doug Lidster (CC) | 56    | 1979-83 |
| 7.  | Tim Thomas (UW)   | 41    | 1981-86 |
| 8.  | Jordan Leopold    | 39    | 1998-   |

## Month-By-Month

| No. | Player            | Oct.              | Nov.               | Dec.              | Jan.              | Feb. | March | Total              |
|-----|-------------------|-------------------|--------------------|-------------------|-------------------|------|-------|--------------------|
| 1   | Adam Hauser       | 2-0-0, 2.14, .891 | 5-0-2, 2.27, .909  | 2-1-1, 2.22, .933 | 1-2-1, 3.48, 877  |      |       | 10-4-4, 2.50, .907 |
| 3   | Jordan Leopold    | 4-4-8 (5)         | 6-5-11 (9)         | 1-2-3 (5)         | 3-5-8 (6)         |      |       | 14-16-30 (25)      |
| 5   | Jon Waibel        | 1-0-1 (5)         | 1-2-3 (9)          | 0-1-1 (5)         | 2-0-2 (6)         |      |       | 4-3-7 (25)         |
| 6   | Judd Stevens      | 0-4-4 (5)         | 0-4-4 (9)          | 1-2-3 (5)         | 0-2-2 (6)         |      |       | 1-12-13 (25)       |
| 9   | Johnny Pohl       | 4-9-13 (5)        | 5-9-14 (9)         | 2-5-7 (5)         | 2-7-9 (6)         |      |       | 13-30-43 (25)      |
| 10  | Paul Martin       | 2-8-10 (5)        | 1-7-8 (9)          | 2-3-5 (5)         | 1-6-7 (6)         |      |       | 6-24-30 (25)       |
| 11  | Erik Wendell      | 1-4-5 (5)         | 3-1-4 (9)          | 2-1-3 (5)         | 0-2-2 (6)         |      |       | 6-8-14 (25)        |
| 13  | Keith Ballard     | 2-4-6 (5)         | 2-4-6 (9)          | 0-1-1 (3)         | 0-1-1 (5)         |      |       | 4-10-14 (22)       |
| 14  | Chad Roberg       | 0-0-0 (0)         | 0-0-0 (0)          | 0-0-0 (1)         | 0-0-0 (1)         |      |       | 0-0-0 (2)          |
| 15  | Mike Erickson     | 1-2-3 (4)         | 0-0-0 (5)          | 0-0-0 (0)         | 0-0-0 (0)         |      |       | 1-2-3 (9)          |
| 16  | Nick Anthony      | 2-2-4 (5)         | 2-1-3 (7)          | 0-0-0 (3)         | 0-0-0 (0)         |      |       | 4-3-7 (14)         |
| 17  | Garrett Smaagaard | 0-1-1 (3)         | 0-0-0 (6)          | 0-1-1 (2)         | 1-0-1 (6)         |      |       | 1-2-3 (17)         |
| 18  | Grant Potulny     | 2-2-4 (4)         | 3-5-8 (9)          | 1-1-2 (5)         | 3-4-7 (6)         |      |       | 9-12-21 (24)       |
| 19  | Matt DeMarchi     | 0-0-0 (1)         | 1-2-3 (6)          | 0-2-2 (5)         | 0-0-0 (5)         |      |       | 1-4-5 (17)         |
| 20  | Joey Martin       | 0-1-1 (2)         | 0-0-0 (0)          | 0-1-1 (3)         | 0-2-2 (3)         |      |       | 0-3-3 (8)          |
| 21  | Troy Riddle       | 5-3-8 (5)         | 2-5-7 (9)          | 1-1-2 (5)         | 3-3-6 (6)         |      |       | 11-12-23 (25)      |
| 22  | Jeff Taffe        | 6-5-11 (5)        | 7-5-12 (9)         | 3-2-5 (5)         | 5-2-7 (5)         |      |       | 21-14-35 (25)      |
| 24  | Matt Koalska      | 4-6-10 (5)        | 2-5-7 (9)          | 1-1-2 (5)         | 0-1-1 (6)         |      |       | 7-13-20 (25)       |
| 25  | Pat O'Leary       | 2-0-2 (4)         | 0-1-1 (8)          | 0-1-1 (4)         | 0-0-0 (5)         |      |       | 2-2-4 (21)         |
| 26  | Nick Angell       | 0-3-3 (5)         | 1-3-4 (9)          | 0-0-0 (5)         | 0-1-1 (6)         |      |       | 1-7-8 (25)         |
| 27  | Barry Tallackson  | 2-2-4 (5)         | 3-0-3 (9)          | 2-0-2 (5)         | 2-0-2 (6)         |      |       | 9-2-11 (25)        |
| 28  | Brett MacKinnon   | 0-1-1 (1)         | 0-0-0 (1)          | 0-1-1 (5)         | 0-0-0 (4)         |      |       | 1-2-3 (13)         |
| 29  | Jake Fleming      | 0-1-1 (4)         | 2-1-3 (9)          | 0-3-3 (5)         | 0-3-3 (6)         |      |       | 2-8-10 (24)        |
| 31  | Travis Weber      | 2-0-0, 1.80, .917 | 0-0-0, 14.05, .692 | 1-0-0, 1.00, .960 | 2-0-0, 2.57, .875 |      |       | 5-0-0, 2.65, .885  |
| 33  | Justin Johnson    | 1-0-0, 0.00, 1.00 | 1-0-0, 3.59, .875  | 0-0-0, 0.00, .000 | 0-0-0, 0.00, .000 |      |       | 2-0-0, 2.09, .926  |

### WCHA Freshmen Scoring

| Rk. | Team             | Fr. Scoring | Leader                      |
|-----|------------------|-------------|-----------------------------|
| 1.  | St. Cloud State  | 25-53-78    | Peter Szabo (4-21-25)       |
| 2.  | North Dakota     | 25-44-69    | Brandon Bochenski (9-12-21) |
| 3.  | Minnesota        | 19-38-57    | Keith Ballard (4-10-14)     |
| 4.  | Michigan Tech    | 18-34-52    | Colin Murphy (6-10-16)      |
| 5.  | Minnesota-Duluth | 19-28-47    | Evan Schwabe (5-6-11)       |
|     | Denver           | 17-30-47    | Jon Foster (6-11-17)        |
| 7.  | MSU, Mankato     | 9-30-39     | Steven Johns (0-16-16)      |
| 8.  | Alaska Anchorage | 9-19-28     | John Hopson (6-6-12)        |
| 9.  | Colorado College | 5-18-23     | Two tied at 7               |
| 10. | Wisconsin        | 8-7-15      | Alex Leavitt (8-7-15)       |

### WCHA Forward Scoring

| Rk. | Team             | Fr. Scoring | Leader                     |
|-----|------------------|-------------|----------------------------|
| 1.  | St. Cloud State  | 106-156-262 | Mark Hartigan (23-26-49)   |
| 2.  | Denver           | 89-119-208  | Connor James (14-14-28)    |
| 3.  | Minnesota        | 91-116-207  | Johnny Pohl (13-30-43)     |
| 4.  | MSU, Mankato     | 72-95-167   | Three tied at 21           |
| 5.  | North Dakota     | 64-96-160   | Ryan Bayda (12-13-25)      |
| 6.  | Wisconsin        | 66-91-144   | B. Winchester (10-25-25)   |
|     | Colorado College | 65-89-144   | Peter Sejna (16-11-27)     |
| 8.  | Alaska Anchorage | 53-82-135   | Two tied at 19             |
| 9.  | Minnesota-Duluth | 56-78-134   | Three tied at 23           |
| 10. | Michigan Tech    | 51-72-107   | Brett Engelhardt (9-13-22) |

### WCHA Defensemen Scoring

| Rk. | Team             | Fr. Scoring | Leader                      |
|-----|------------------|-------------|-----------------------------|
| 1.  | Minnesota        | 27-76-103   | Two tied at 30              |
| 2.  | Minnesota-Duluth | 21-48-69    | Andy Reiersen (9-14-23)     |
| 3.  | St. Cloud State  | 16-50-66    | Derek Eastman (4-14-18)     |
| 4.  | Denver           | 10-50-60    | Aaron MacKenzie (4-10-14)   |
| 5.  | Colorado College | 14-45-59    | Tom Preissing (3-19-22)     |
| 6.  | North Dakota     | 18-32-50    | Aaron Schneekloth (6-14-20) |
| 7.  | MSU, Mankato     | 10-35-45    | Steven Johns (0-16-16)      |
| 8.  | Alaska Anchorage | 13-31-44    | Matt Shasby (4-13-17)       |
| 9.  | Michigan Tech    | 10-30-40    | Justin Brown (3-10-13)      |
|     | Wisconsin        | 9-31-40     | Dan Boeser (4-10-14)        |

### USA Today/American Hockey Magazine Poll

|     |                   |     |
|-----|-------------------|-----|
| 1.  | Denver (19)       | 285 |
| 2.  | New Hampshire     | 260 |
| 3.  | St. Cloud State   | 232 |
| 4.  | Minnesota         | 227 |
| 5.  | Michigan State    | 199 |
| 6.  | Boston University | 195 |
| 7.  | UMass-Lowell      | 186 |
| 8.  | Colorado College  | 132 |
| 9.  | Michigan          | 131 |
| 10. | Northern Michigan | 118 |

### Stats By Class

|               | G-A-Pts   | P/M    | PP | SH | GW |
|---------------|-----------|--------|----|----|----|
| Senior (6)    | 36-64-100 | 55/121 | 20 | 2  | 4  |
| Junior (4)    | 26-21-47  | 49/128 | 9  | 1  | 5  |
| Sophomore (6) | 37-65-102 | 51/102 | 10 | 4  | 4  |
| Freshman (7)  | 19-38-57  | 30/60  | 2  | 3  | 3  |

### USCHO.com Poll

|     |                   |     |
|-----|-------------------|-----|
| 1.  | Denver (40)       | 600 |
| 2.  | New Hampshire     | 546 |
| 3.  | St. Cloud State   | 518 |
| 4.  | Minnesota         | 460 |
| 5.  | Michigan State    | 419 |
| 6.  | Boston University | 400 |
| 7.  | UMass-Lowell      | 398 |
| 8.  | Michigan          | 289 |
| 9.  | Colorado College  | 246 |
| 10. | Northern Michigan | 245 |

|  |                     |          |
|--|---------------------|----------|
| <b>GAME 1</b>  | <b>MINNESOTA</b>    | <b>7</b> |
| Oct. 5, 2001<br>Engelstad Arena<br>Grand Forks, N.D. | <b>North Dakota</b> | <b>5</b> |

| Scoring      | 1 | 2 | 3 | OT | F |
|--------------|---|---|---|----|---|
| Minnesota    | 2 | 1 | 4 | -  | 7 |
| North Dakota | 4 | 1 | 0 | -  | 5 |

1ST PERIOD — UND: Mazurak (unassisted), 6:00; Minn: Erickson (Wendell), 6:30; UND: Lundbohm (Spiewak), 8:41; UND: Lundbohm (Spiewak, Notermann), 16:07; Minn: Leopold (P. Martin), 18:30, shg; UND: Bayda (Lundbohm, Schneekloth), 18:41, ppg.  
2ND PERIOD — Minn: Taffe (Riddle), 0:31; UND: Jones (Lundbohm), 9:58.  
3RD PERIOD — Minn: Leopold (Pohl, P. Martin), 0:27, ppg; Minn: Taffe (Anthony, Ballard), 2:01; Minn: Waibel (Ballard), 3:25; Minn: Koalska (Potulny, P. Martin), 8:44.

Shots on Goal: Minnesota 12-14-14--40, North Dakota 8-10-4--22  
Power Plays: Minnesota 1-4, North Dakota 1-3  
Goalies: Minnesota: Hauser (20:00, 8 shots, 4 svs), Weber (40:00, 14 shots, 13 svs); North Dakota: Kollar (48:44, 35 shots, 28 svs), Brandt (11:16, 5 shots, 5 svs)  
Penalties: Minnesota 6-12, North Dakota 7-14  
Att: 11,690

|                                 |                      |          |
|---------------------------------|----------------------|----------|
| <b>GAME 2</b>                   | <b>Bemidji State</b> | <b>2</b> |
| Oct. 19, 2001<br>Mariucci Arena | <b>MINNESOTA</b>     | <b>7</b> |

| Scoring       | 1 | 2 | 3 | OT | F |
|---------------|---|---|---|----|---|
| Bemidji State | 1 | 0 | 1 | -  | 2 |
| Minnesota     | 3 | 3 | 1 | -  | 7 |

1ST PERIOD — Minn: Wendell (Leopold, Koalska), 3:49, ppg; Minn: Tallackson (P. Martin, Stevens), 5:12; BSU: Knott (Nanowski, Methven), 10:03; Minn: Riddle (Koalska, Stevens), 14:05, ppg.  
2ND PERIOD — Minn: Pohl (Ballard), 6:45, ppg; Minn: Riddle (Tallackson, Koalska), 9:39, ppg; Minn: Leopold (Pohl, Wendell), 14:57, ppg.  
3RD PERIOD — Minn: Pohl (Leopold, P. Martin), 10:49, BSU: Riddell (unassisted), 18:24, ppg.

Shots on Goal: Bemidji State 5-6-11--22, Minnesota 11-14-6--31  
Power Plays: Bemidji State 1-5, Minnesota 5-7  
Goalies: BSU: Hunt (31 shots, 24 svs), Minnesota: Weber (22 shots, 20 svs)  
Penalties: Bemidji State 7-14, Minnesota 5-10  
Att: 9,569

|                                 |                      |          |
|---------------------------------|----------------------|----------|
| <b>GAME 3</b>                   | <b>Bemidji State</b> | <b>1</b> |
| Oct. 20, 2001<br>Mariucci Arena | <b>MINNESOTA</b>     | <b>7</b> |

| Scoring       | 1 | 2 | 3 | OT | F |
|---------------|---|---|---|----|---|
| Bemidji State | 0 | 0 | 1 | -  | 1 |
| Minnesota     | 3 | 1 | 3 | -  | 7 |

1ST PERIOD — Minn: Pohl (Leopold, Taffe), 1:33, ppg; Minn: Taffe (Riddle, Angell), 15:03; Minn: P. Martin (Riddle), 18:19.  
2ND PERIOD — Minn: Taffe 2 (Wendell, Leopold), 10:30, ppg.  
3RD PERIOD — Minn: Pohl 2 (Ballard, Taffe), 2:29, ppg; Minn: Riddle (Taffe), 9:28, shg; BSU: Riddell (Chiodo), 14:47; Minn: O'Leary (MacKinnon, Fleming), 19:17.

Shots on Goal: Bemidji State 5-9-6--20, Minnesota 22-13-11--46  
Power Plays: Bemidji State 0-4, Minnesota 3-5  
Goalies: BSU: Hunt (46 shots, 39 svs), Minnesota: Hauser (20 shots, 19 svs)  
Penalties: Bemidji State 6-12, Minnesota 5-10  
Att: 9,562

|                                 |                  |          |
|---------------------------------|------------------|----------|
| <b>GAME 4</b>                   | <b>Colgate</b>   | <b>0</b> |
| Oct. 26, 2001<br>Mariucci Arena | <b>MINNESOTA</b> | <b>8</b> |

| Scoring   | 1 | 2 | 3 | OT | F |
|-----------|---|---|---|----|---|
| Colgate   | 0 | 0 | 0 | -  | 0 |
| Minnesota | 4 | 2 | 2 | -  | 8 |

1ST PERIOD — Minn: Ballard (Angell, Smaagaard), 2:06; Minn: P. Martin (Taffe, Pohl), 12:29, ppg; Minn: Koalska (Tallackson), 17:19; Minn: Riddle (Wendell, Koalska), 18:43, ppg.  
2ND PERIOD — Minn: Anthony (Erickson, Angell), 12:39; Minn: Taffe (P. Martin, Pohl), 13:40, ppg.  
3RD PERIOD — Minn: Riddle 2 (unassisted), 18:37; Minn: Anthony 2 (Erickson, J. Martin), 19:14.

Shots on Goal: Colgate 5-6-7--18, Minnesota 14-12-10--36  
Power Plays: Colgate 0-5, Minnesota 3-7  
Goalies: Colgate: Lefevre (20:00, 14 shots, 10 svs), Silverthorn (40:00, 22 shots, 18 svs); Minnesota: Hauser (18 shots, 18 svs)  
Penalties: Colgate 12-24, Minnesota 10-20  
Att: 9,684

|                                 |                  |          |
|---------------------------------|------------------|----------|
| <b>GAME 5</b>                   | <b>Colgate</b>   | <b>0</b> |
| Oct. 27, 2001<br>Mariucci Arena | <b>MINNESOTA</b> | <b>9</b> |

| Scoring   | 1 | 2 | 3 | OT | F |
|-----------|---|---|---|----|---|
| Colgate   | 0 | 0 | 0 | -  | 0 |
| Minnesota | 4 | 3 | 2 | -  | 9 |

1ST PERIOD — Minn: Taffe (Potulny, P. Martin), 4:40, ppg; Minn: Koalska (Pohl), 10:06, shg; Minn: Potulny (P. Martin, Pohl), 14:35; Minn: Potulny 2 (Taffe), 16:03.  
2ND PERIOD — Minn: Ballard (Koalska), 10:03, shg; Minn: Leopold (Anthony), 14:24; Minn: O'Leary (Pohl, Stevens), 18:22.  
3RD PERIOD — Minn: Koalska (Pohl, Stevens), 4:17; Minn: Tallackson (Pohl, Koalska), 8:07, ppg.

Shots on Goal: Colgate 7-7-14--28, Minnesota 14-13-11--38  
Power Plays: Colgate 0-5, Minnesota 2-5  
Goalies: Colgate: Cann (40:00, 27 shots, 20 svs), Silverthorn (20:00, 11 shots, 9 svs); Minnesota: Johnson (28 shots, 28 svs)  
Penalties: Colgate 10-20, Minnesota 10-20  
Att: 9,730

|                                 |                      |          |
|---------------------------------|----------------------|----------|
| <b>GAME 6</b>                   | <b>MINNESOTA</b>     | <b>7</b> |
| Nov. 2, 2001<br>Houghton, Mich. | <b>Michigan Tech</b> | <b>3</b> |

| Scoring       | 1 | 2 | 3 | OT | F |
|---------------|---|---|---|----|---|
| Minnesota     | 1 | 5 | 1 | -  | 7 |
| Michigan Tech | 2 | 1 | 0 | -  | 3 |

1ST PERIOD — MTU: Pittis (Engelhardt, Brown), 6:02; Minn: Riddle (Angell), 11:17; MTU: Lenton (Murphy, Engelhardt), 14:23, 4x4.  
2ND PERIOD — MTU: Rankin (Werner, Doetzel), 6:46; Minn: Pohl (Stevens, Koalska), 8:03; Minn: P. Martin (Pohl, Taffe), 9:10, ppg; Minn: Taffe (Nenovich, Riddle), 10:26; Minn: Anthony (Angell, Ballard), 13:31; Minn: Wendell (Leopold, Anthony), 13:40.  
3RD PERIOD — Minn: Taffe 2 (Potulny, Angell), 19:23.

Shots on Goal: Minnesota 12-15-16--43, Michigan Tech 13-6-8--27  
Power Plays: Minnesota 1-6, Michigan Tech 0-3  
Goalies: Minnesota: Hauser (27 shots, 24 svs); Michigan Tech: Rogers (43 shots, 36 svs)  
Penalties: Minnesota 6-12, Michigan Tech 9-18  
Att: 2,555

|                                 |                      |          |
|---------------------------------|----------------------|----------|
| <b>GAME 7</b>                   | <b>MINNESOTA</b>     | <b>5</b> |
| Nov. 3, 2001<br>Houghton, Mich. | <b>Michigan Tech</b> | <b>5</b> |

| Scoring       | 1 | 2 | 3 | OT | F |
|---------------|---|---|---|----|---|
| Minnesota     | 1 | 2 | 2 | 0  | 5 |
| Michigan Tech | 4 | 1 | 0 | 0  | 5 |

1ST PERIOD — MTU: Wilson (Kaiman, Pittis), 6:29; MTU: Perez (Greco), 7:50; MTU: Wilson (Rankin, Werner), 15:40; MTU: Perez (Cabana, Patterson), 17:05, ppg; Minn: Potulny (Leopold, P. Martin), 18:32, ppg.  
 2ND PERIOD — MTU: Perez (Cabana, Pittis), 1:28; Minn: Riddle (Stevens, Koalska), 8:01, 4x4; Minn: Fleming (Waibel), 15:29, shg.  
 3RD PERIOD — Minn: Pohl (Leopold, Hauser), 8:04, ppg; Minn: Leopold (Pohl), 18:51, ppg.

Shots on Goal: Minnesota 11-13-15-2--41, Michigan Tech 14-10-8-0--32  
 Power Plays: Minnesota 3-8, Michigan Tech 1-8  
 Goalies: Minnesota: Weber (17:05, 13 shots, 9 sv), Hauser (47:55, 19 shots, 18 sv); Michigan Tech: Ellsworth (41 shots, 36 sv)  
 Penalties: Minnesota 10-20, Michigan Tech 10-20  
 Att: 2,545

|                                |                     |          |
|--------------------------------|---------------------|----------|
| <b>GAME 8</b>                  | <b>MSU, Mankato</b> | <b>3</b> |
| Nov. 9, 2001<br>Mariucci Arena | <b>MINNESOTA</b>    | <b>5</b> |

| Scoring      | 1 | 2 | 3 | OT | F |
|--------------|---|---|---|----|---|
| MSU, Mankato | 1 | 1 | 1 | -  | 3 |
| Minnesota    | 1 | 3 | 1 | -  | 5 |

1ST PERIOD — Minn: Taffe (P. Martin, Leopold), 7:40, ppg, 5x3; MSUM: Cunningham (Jackman, Abel), 14:03, ppg.  
 2ND PERIOD — Minn: Leopold (unassisted), 0:22; MSUM: Abel (Johns, Mauer), 11:44, ppg; Minn: Pohl (Taffe, Potulny), 15:33, ppg; Minn: Leopold (Pohl), 18:36.  
 3RD PERIOD — MSUM: Joseph (Bassett, Kern), 5:05; Minn: Pohl (Koalska, P. Martin), 7:49, ppg.

Shots on Goal: MSU, Mankato 6-13-8--27, Minnesota 9-12-11--32  
 Power Plays: MSU, Mankato 2-10, Minnesota 3-8  
 Goalies: MSU, Mankato: Volp (59:19, 32 shots, 27 sv), Minnesota: Hauser (27 shots, 24 sv)  
 Penalties: MSU, Mankato 9-18, Minnesota 11-22  
 Att: 9,804

|                                 |                     |          |
|---------------------------------|---------------------|----------|
| <b>GAME 9</b>                   | <b>MSU, Mankato</b> | <b>2</b> |
| Nov. 10, 2001<br>Mariucci Arena | <b>MINNESOTA</b>    | <b>4</b> |

| Scoring      | 1 | 2 | 3 | OT | F |
|--------------|---|---|---|----|---|
| MSU, Mankato | 2 | 0 | 0 | -  | 2 |
| Minnesota    | 0 | 2 | 2 | -  | 4 |

1ST PERIOD — MSUM: Bourne (Mauer, Hedlund), 4:18, ppg; MSUM: Kern (Joseph, Bourne), 11:32, ppg.  
 2ND PERIOD — Minn: Koalska (Stevens, Riddle), 3:19; Minn: Leopold (P. Martin), 11:52.  
 3RD PERIOD — Minn: Ballard (Potulny, Pohl), 5:46; Minn: Taffe (P. Martin), 19:48, 4x4, eng.

Shots on Goal: MSU, Mankato 13-7-13--33, Minnesota 15-21-16--52  
 Power Plays: MSU, Mankato 2-5, Minnesota 1-6  
 Goalies: MSU, Mankato: Volp (59:21, 51 shots, 48 sv), Minnesota: Johnson (33 shots, 31 sv)  
 Penalties: MSU, Mankato 9-18, Minnesota 8-16  
 Att: 9,871

|                                 |                         |          |
|---------------------------------|-------------------------|----------|
| <b>GAME 10</b>                  | <b>Minnesota-Duluth</b> | <b>1</b> |
| Nov. 16, 2001<br>Mariucci Arena | <b>MINNESOTA</b>        | <b>5</b> |

| Scoring          | 1 | 2 | 3 | OT | F |
|------------------|---|---|---|----|---|
| Minnesota-Duluth | 0 | 1 | 0 | -  | 1 |
| Minnesota        | 2 | 2 | 1 | -  | 5 |

1ST PERIOD — Minn: Potulny (Taffe, Leopold), 0:43, ppg; Minn: Tallackson (DeMarchi, Pohl), 16:48.  
 2ND PERIOD — UMD: Hammond (Hambly), 3:45; Minn: Angell (Riddle), 10:05, shg; Minn: Anthony (unassisted), 10:15, shg.  
 3RD PERIOD — Minn: Pohl (Hauser), 11:03.

Shots on Goal: UMD 5-11-5--21, Minnesota 11-15-14--40  
 Power Plays: UMD 0-5, Minnesota 1-5  
 Goalies: UMD: Coole (30:15, 21 shots, 17 sv), Anderson (29:45, 19 shots, 18 sv); Minnesota: Hauser (21 shots, 20 sv)  
 Penalties: UMD 7-14, Minnesota 7-14  
 Att: 9,899

|                                 |                         |          |
|---------------------------------|-------------------------|----------|
| <b>GAME 11</b>                  | <b>Minnesota-Duluth</b> | <b>3</b> |
| Nov. 17, 2001<br>Mariucci Arena | <b>MINNESOTA</b>        | <b>5</b> |

| Scoring          | 1 | 2 | 3 | OT | F |
|------------------|---|---|---|----|---|
| Minnesota-Duluth | 1 | 2 | 0 | -  | 3 |
| Minnesota        | 2 | 2 | 1 | -  | 5 |

1ST PERIOD — UMD: Reieron (Francisco), 8:47, ppg; Minn: Fleming (Waibel), 16:04, shg; Minn: Leopold (Pohl, Potulny), 18:56, ppg.  
 2ND PERIOD — UMD: Medak (Hambly), 0:35; UMD: Francisco (Geisler, Hambly), 3:36, ppg; Minn: Waibel (Koalska), 11:05; Minn: Koalska (Wendell, Ballard), 13:38, ppg.  
 3RD PERIOD — Minn: Wendell (Ballard, Riddle), 11:06, ppg.

Shots on Goal: UMD 5-6-8--19, Minnesota 11-18-12--41  
 Power Plays: UMD 2-5, Minnesota 3-6  
 Goalies: UMD: Anderson (58:41, 41 shots, 36 sv); Minnesota: Johnson (23:36, 7 shots, 4 sv), Hauser (36:24, 12 shots, 12 sv)  
 Penalties: UMD 9-18, Minnesota 9-29  
 Att: 9,917

|                                      |                  |          |
|--------------------------------------|------------------|----------|
| <b>GAME 12</b>                       | <b>MINNESOTA</b> | <b>5</b> |
| Nov. 23, 2001<br>Ann Arbor,<br>Mich. | <b>Michigan</b>  | <b>2</b> |

| Scoring   | 1 | 2 | 3 | OT | F |
|-----------|---|---|---|----|---|
| Minnesota | 3 | 1 | 1 | -  | 5 |
| Michigan  | 0 | 1 | 1 | -  | 2 |

1ST PERIOD — Minn: Ballard (unassisted), 2:09; Minn: Taffe (Potulny), 5:06; Minn: Taffe 2 (Pohl, P. Martin), 6:51, ppg.  
 2ND PERIOD — Mich: Vancik (Shouneyia), 9:13; Minn: Taffe 3 (DeMarchi), 14:36.  
 3RD PERIOD — Minn: DeMarchi (unassisted), 3:09; Mich: Komisarek (Shouneyia), 8:14.

Shots on Goal: Minnesota 10-12-10--32, Michigan 13-6-16--35  
 Power Plays: Minnesota 1-3, Michigan 0-2  
 Goalies: Minnesota: Hauser (35 shots, 33 sv); Michigan: Blackburn (43:56, 25 shots, 20 sv), O'Malley (16:04, 7 shots, 7 sv)  
 Penalties: Minnesota 3-6, Michigan 4-8  
 Att: 6,917

|                                    |                       |          |
|------------------------------------|-----------------------|----------|
| <b>GAME 13</b>                     | <b>MINNESOTA</b>      | <b>4</b> |
| Nov. 25, 2001<br>E. Lansing, Mich. | <i>Michigan State</i> | <b>4</b> |

| Scoring        | 1 | 2 | 3 | OT | F |
|----------------|---|---|---|----|---|
| Minnesota      | 2 | 1 | 1 | 0  | 4 |
| Michigan State | 1 | 1 | 2 | 0  | 4 |

1ST PERIOD — MSU: Slater (Jackson, Radunske), 7:00, ppg; Minn: MacKinnon (Fleming, O'Leary), 7:25; Minn: Potulny (Taffe, Pohl), 19:45, ppg.  
 2ND PERIOD — Minn: Wendell (Koalska, Riddle), 5:07, ppg; MSU: Goode-now (Fast, Hutchinson), 7:38, ppg.  
 3RD PERIOD — MSU: Hall (Slater, Fast), 1:14, ppg, 5x3; MSU: Maloney (Lalonde, Keith), 7:05; Minn: Tallackson (Pohl), 17:51.

Shots on Goal: Minnesota 13-11-13-1--38, Michigan State 7-3-13-1--24  
 Power Plays: Minnesota 2-7, Michigan State 3-8  
 Goalies: Minnesota: Hauser (24 shots, 20 svs); Michigan State: Miller (38 shots, 34 svs)  
 Penalties: Minnesota 14-28, Michigan 12-27  
 Att: 6,871

|                                 |                        |          |
|---------------------------------|------------------------|----------|
| <b>GAME 14</b>                  | <i>St. Cloud State</i> | <b>3</b> |
| Nov. 30, 2001<br>Mariucci Arena | <b>MINNESOTA</b>       | <b>2</b> |

| Scoring         | 1 | 2 | 3 | OT | F |
|-----------------|---|---|---|----|---|
| St. Cloud State | 1 | 2 | 0 | -  | 3 |
| Minnesota       | 1 | 0 | 1 | -  | 2 |

1ST PERIOD — SCSU: Doyle (DiCasmirro, Szabo), 5:31, ppg; Minn: Leopold (Taffe, P. Martin), 9:01, ppg, 5x3.  
 2ND PERIOD — SCSU: Eastman (DiCasmirro, Gens), 6:19; SCSU: Hendricks (Malone, Motzko), 17:04, ppg.  
 3RD PERIOD — Minn: Tallackson (Ballard, Stevens), 9:49, ppg.

Shots on Goal: St. Cloud State 9-5-8--22, Minnesota 17-5-17--39  
 Power Plays: St. Cloud State 2-3, Minnesota 2-6  
 Goalies: St. Cloud State: Weasler (39 shots, 37 svs), Minnesota: Hauser (59:12, 22 shots, 19 svs)  
 Penalties: St. Cloud State 7-14, Minnesota 3-6  
 Att: 10,231

|                                  |                        |          |
|----------------------------------|------------------------|----------|
| <b>GAME 15</b>                   | <b>MINNESOTA</b>       | <b>2</b> |
| Dec. 1, 2001<br>St. Cloud, Minn. | <i>St. Cloud State</i> | <b>2</b> |

| Scoring         | 1 | 2 | 3 | OT | F |
|-----------------|---|---|---|----|---|
| Minnesota       | 0 | 0 | 2 | 0  | 2 |
| St. Cloud State | 0 | 2 | 0 | 0  | 2 |

1ST PERIOD — No Scoring.  
 2ND PERIOD — SCSU: DiCasmirro (Finger), 18:18; SCSU: Cullen (Malone, Motzko), 19:53, ppg.  
 3RD PERIOD — Minn: Tallackson (Stevens, Fleming), 1:42; Minn: Leopold (Taffe, P. Martin), 9:58, ppg.

Shots on Goal: Minnesota 8-10-8-1--27, St. Cloud State 13-19-13-2--47  
 Power Plays: Minnesota 1-4, St. Cloud State 1-7  
 Goalies: Minnesota: Hauser (47 shots, 45 svs); St. Cloud State: Moreland (20:00, 8 shots, 8 svs), Weasler (19 shots, 17 svs),  
 Penalties: Minnesota 9-18, St. Cloud State 6-12  
 Att: 6,685

|                               |                  |          |
|-------------------------------|------------------|----------|
| <b>GAME 16</b>                | <b>MINNESOTA</b> | <b>2</b> |
| Dec. 7, 2001<br>Denver, Colo. | <i>Denver</i>    | <b>1</b> |

| Scoring   | 1 | 2 | 3 | OT | F |
|-----------|---|---|---|----|---|
| Minnesota | 1 | 1 | 0 | -  | 2 |
| Denver    | 0 | 0 | 1 | -  | 1 |

1ST PERIOD — Minn: P. Martin (Riddle, Pohl), 12:46.  
 2ND PERIOD — Minn: Wendell (Ballard), 7:11.  
 3RD PERIOD — DU: Fulghum (MacKenzie, Bull), 12:20.

Shots on Goal: Minnesota 9-6-8--23, Denver 8-12-11--31  
 Power Plays: Minnesota 0-5, Denver 0-6  
 Goalies: Minnesota: Hauser (31 shots, 30 svs); Denver: Dubielewicz (23 shots, 21 svs)  
 Penalties: Minnesota 7-14, Denver 6-12  
 Att: 6,013

|                               |                  |          |
|-------------------------------|------------------|----------|
| <b>GAME 17</b>                | <b>MINNESOTA</b> | <b>3</b> |
| Dec. 8, 2001<br>Denver, Colo. | <i>Denver</i>    | <b>4</b> |

| Scoring   | 1 | 2 | 3 | OT | F |
|-----------|---|---|---|----|---|
| Minnesota | 1 | 1 | 1 | -  | 3 |
| Denver    | 2 | 1 | 1 | -  | 4 |

1ST PERIOD — DU: Bull (Fulghum, Adams), 6:55; Minn: Koalska (Potulny, DeMarchi), 8:38; DU: Doell (Cook, Weber), 10:05.  
 2ND PERIOD — DU: MacKenzie (Fulghum, Doell), 5:07, ppg; Minn: Potulny (Waibel, Koalska), 10:54.  
 3RD PERIOD — DU: Paradise (Ulanski, James), 1:24; Minn: Riddle (Pohl, Leopold), 2:39, shg.

Shots on Goal: Minnesota 9-14-8--31, Denver 16-7-7--30  
 Power Plays: Minnesota 0-3, Denver 1-6  
 Goalies: Minnesota: Hauser (58:43, 30 shots, 26 svs); Denver: Berkhoeel (31 shots, 28 svs)  
 Penalties: Minnesota 11-22, Denver 8-16  
 Att: 6,013

|                                 |                     |          |
|---------------------------------|---------------------|----------|
| <b>GAME 18</b>                  | <i>Ferris State</i> | <b>2</b> |
| Dec. 28, 2001<br>Mariucci Arena | <b>MINNESOTA</b>    | <b>3</b> |

| Scoring      | 1 | 2 | 3 | OT | F |
|--------------|---|---|---|----|---|
| Ferris State | 0 | 2 | 0 | -  | 2 |
| Minnesota    | 0 | 1 | 2 | -  | 3 |

1ST PERIOD — No Scoring.  
 2ND PERIOD — FSU: Nesbitt (D. McIver), 1:34; Minn: Taffe (O'Leary, Fleming), 6:07; FSU: D. McIver (Lewandowski, Kinnie), 17:57.  
 3RD PERIOD — Minn: P. Martin (unassisted), 4:06; Minn: Taffe (P. Martin, Pohl), 9:11, ppg.

Shots on Goal: Ferris State 7-7-13--27, Minnesota 14-10-8--32  
 Power Plays: Ferris State 0-3, Minnesota 1-4  
 Goalies: FSU: Brown (58:31, 32 shots, 29 svs); Minnesota: Hauser (27 shots, 25 svs)  
 Penalties: Ferris State 5-10, Minnesota 4-8  
 Att: 10,040

|                                 |                   |          |
|---------------------------------|-------------------|----------|
| <b>GAME 19</b>                  | <i>Providence</i> | <b>1</b> |
| Dec. 29, 2001<br>Mariucci Arena | <i>MINNESOTA</i>  | <b>6</b> |

|                |          |          |          |           |          |
|----------------|----------|----------|----------|-----------|----------|
| <b>Scoring</b> | <b>1</b> | <b>2</b> | <b>3</b> | <b>OT</b> | <b>F</b> |
| Providence     | 0        | 1        | 0        | -         | 1        |
| Minnesota      | 3        | 1        | 2        | -         | 6        |

1ST PERIOD — Minn: Tallackson (Pohl, Leopold), 1:00; Minn: Wendell (Smaagaard, Pohl), 8:47; Minn: Taffe (Pohl, Stevens), 16:42, ppg.  
 2ND PERIOD — PC: Suderman (Carpentier, Kelly), 13:55; Minn: Pohl (Wendell, DeMarchi), 14:57.  
 3RD PERIOD — Minn: Pohl 2 (Taffe, P. Martin), 4:18, ppg; Minn: Stevens (MacKinnon, Fleming), 14:14.

Shots on Goal: Providence 6-16-3--25, Minnesota 16-14-20--50  
 Power Plays: Providence 0-5, Minnesota 2-6  
 Goalies: PC: Schaefer (50 shots, 44 svcs); Minnesota: Weber (25 shots, 24 svcs)  
 Penalties: Providence 10-20, Minnesota 9-18  
 Att: 10,074

|                                |                     |          |
|--------------------------------|---------------------|----------|
| <b>GAME 20</b>                 | <i>North Dakota</i> | <b>4</b> |
| Jan. 5, 2002<br>Mariucci Arena | <i>MINNESOTA</i>    | <b>3</b> |

|                |          |          |          |           |          |
|----------------|----------|----------|----------|-----------|----------|
| <b>Scoring</b> | <b>1</b> | <b>2</b> | <b>3</b> | <b>OT</b> | <b>F</b> |
| North Dakota   | 0        | 0        | 4        | -         | 4        |
| Minnesota      | 2        | 0        | 1        | -         | 3        |

1ST PERIOD — Minn: Riddle (J. Martin, Angell), 1:57; Minn: Taffe (Pohl, Potulny), 8:03, ppg.  
 2ND PERIOD — No Scoring.  
 3RD PERIOD — UND: Canady (Connelly), 2:19; UND: Massen (Skarperud), 9:27; UND: Bayda (Skarperud, Bochenski), 15:44; UND: Notermann (Spiewak), 19:00, eng; Minn: Potulny (Leopold, Taffe), 19:57.

Shots on Goal: North Dakota 8-5-11--25, Minnesota 10-13-17--40  
 Power Plays: North Dakota 0-5, Minnesota 1-6  
 Goalies: UND: Siembada (40 shots, 37 svcs); Minnesota: Hauser (58:59, 25 shots, 24 svcs)  
 Penalties: North Dakota 7-14, Minnesota 6-12  
 Att: 10,214

|                                |                     |          |
|--------------------------------|---------------------|----------|
| <b>GAME 21</b>                 | <i>North Dakota</i> | <b>1</b> |
| Jan. 6, 2002<br>Mariucci Arena | <i>MINNESOTA</i>    | <b>2</b> |

|                |          |          |          |           |          |
|----------------|----------|----------|----------|-----------|----------|
| <b>Scoring</b> | <b>1</b> | <b>2</b> | <b>3</b> | <b>OT</b> | <b>F</b> |
| North Dakota   | 1        | 0        | 0        | -         | 1        |
| Minnesota      | 0        | 0        | 2        | -         | 2        |

1ST PERIOD — UND: Fuher (Canady, Skarperud), 4:35.  
 2ND PERIOD — No Scoring.  
 3RD PERIOD — Minn: Leopold (Riddle, Pohl), 12:17, 4x4; Minn: Leopold 2 (Potulny), 18:26.

Shots on Goal: North Dakota 10-9-3--22, Minnesota 10-20-8--38  
 Power Plays: North Dakota 0-3, Minnesota 0-5  
 Goalies: UND: Siembada (59:04, 38 shots, 36 svcs); Minnesota: Weber (22 shots, 21 svcs)  
 Penalties: North Dakota 7-14, Minnesota 5-10  
 Att: 10,183

|                                |                  |          |
|--------------------------------|------------------|----------|
| <b>GAME 22</b>                 | <i>MINNESOTA</i> | <b>3</b> |
| Jan. 11, 2002<br>Madison, Wis. | <i>Wisconsin</i> | <b>8</b> |

|                |          |          |          |           |          |
|----------------|----------|----------|----------|-----------|----------|
| <b>Scoring</b> | <b>1</b> | <b>2</b> | <b>3</b> | <b>OT</b> | <b>F</b> |
| Minnesota      | 1        | 1        | 1        | -         | 3        |
| Wisconsin      | 2        | 3        | 3        | -         | 8        |

1ST PERIOD — UW: Hussey (unassisted), 7:34; UW: Murray (Hukalo), 10:27; Minn: Waibel (Fleming, Stevens), 12:32.  
 2ND PERIOD — UW: Leavitt (Doman, Fahey), 4:12; UW: Wheeler (Heisler, Vega), 7:26, shg; Minn: Pohl (Leopold, Potulny), 9:01, ppg; UW: Wheeler 2 (Hukalo, Murray), 18:43.  
 3RD PERIOD — UW: Winchester (Hussey, Davyduke), 7:23; Minn: Taffe (Leopold, Pohl), 10:13, ppg; UW: Leavitt (Bourque, Doman), 14:15; UW: Murray (unassisted), 16:12, shg.

Shots on Goal: Minnesota 13-21-19--53, Wisconsin 10-13-4--27  
 Power Plays: Minnesota 2-8, Wisconsin 1-5  
 Goalies: Minnesota: Hauser (40:00, 23 shots, 18 svcs), Weber (20:00, 4 shots, 3 svcs); Wisconsin: Kabatoff (53 shots, 50 svcs)  
 Penalties: Minnesota 7-14, Wisconsin 10-20  
 Att: 12,937

|                                |                  |          |
|--------------------------------|------------------|----------|
| <b>GAME 23</b>                 | <i>MINNESOTA</i> | <b>6</b> |
| Jan. 12, 2002<br>Madison, Wis. | <i>Wisconsin</i> | <b>2</b> |

|                |          |          |          |           |          |
|----------------|----------|----------|----------|-----------|----------|
| <b>Scoring</b> | <b>1</b> | <b>2</b> | <b>3</b> | <b>OT</b> | <b>F</b> |
| Minnesota      | 2        | 2        | 2        | -         | 6        |
| Wisconsin      | 1        | 0        | 1        | -         | 2        |

1ST PERIOD — UW: Hussey (Jackson, Davyduke), 4:28, ppg; Minn: Waibel (Stevens, P. Martin), 8:03; Minn: Taffe (Riddle, Potulny), 8:49.  
 2ND PERIOD — Minn: Smaagaard (P. Martin, J. Martin), 8:14; Minn: Tallackson (Wendell, Pohl), 11:22.  
 3RD PERIOD — Minn: Riddle (unassisted), 2:54, shg; Minn: Leopold (Koalska, P. Martin), 6:03, ppg; UW: Davyduke (Jackson), 14:57, ppg.

Shots on Goal: Minnesota 13-13-7--33, Wisconsin 11-15-10--36  
 Power Plays: Minnesota 1-4, Wisconsin 2-7  
 Goalies: Minnesota: Hauser (36 shots, 34 svcs); Wisconsin: Kabatoff (47:14, 30 shots, 24 svcs), Bruckler (12:46, 3 shots, 3 svcs)  
 Penalties: Minnesota 13-48, Wisconsin 10-20  
 Att: 14,711

|                                    |                         |          |
|------------------------------------|-------------------------|----------|
| <b>GAME 24</b>                     | <i>MINNESOTA</i>        | <b>3</b> |
| Jan. 18, 2002<br>Anchorage, Alaska | <i>Alaska Anchorage</i> | <b>3</b> |

|                  |          |          |          |           |          |
|------------------|----------|----------|----------|-----------|----------|
| <b>Scoring</b>   | <b>1</b> | <b>2</b> | <b>3</b> | <b>OT</b> | <b>F</b> |
| Minnesota        | 1        | 0        | 2        | 0         | 3        |
| Alaska Anchorage | 0        | 1        | 2        | 0         | 3        |

1ST PERIOD — Minn: Tallackson (Fleming, Ballard), 4:32.  
 2ND PERIOD — UAA: Hopson (Digel, Green), 13:10.  
 3RD PERIOD — Minn: Pohl (Leopold, P. Martin), 0:26, ppg; Minn: Potulny (Pohl, P. Martin), 4:11, ppg; UAA: Steward (Scott), 5:39, shg; UAA: Cygan (Zaporzan, Shasby), 19:59.

Shots on Goal: Minnesota 5-11-6-1--23, Alaska Anchorage 8-10-4-1--23  
 Power Plays: Minnesota 2-6, Alaska Anchorage 0-4  
 Goalies: Minnesota: Hauser (23 shots, 20 svcs); UAA: Reiter (64:25, 23 shots, 20 svcs)  
 Penalties: Minnesota 8-24, Alaska Anchorage 7-25  
 Att: 4,658

GAME 25

MINNESOTA

5

Jan. 19, 2002  
Anchorage, Alaska

Alaska Anchorage

2

| <i>Scoring</i>   | <i>1</i> | <i>2</i> | <i>3</i> | <i>OT</i> | <i>F</i> |
|------------------|----------|----------|----------|-----------|----------|
| Minnesota        | 1        | 2        | 2        | 0         | 5        |
| Alaska Anchorage | 1        | 0        | 1        | 0         | 2        |

1ST PERIOD — UAA: Novak (Chytka, Shasby), 8:50; Minn: Taffe (Wendell), 11:10, delayed penalty.

2ND PERIOD — Minn: Riddle (P. Martin, Taffe), 7:40; Minn: Potulny (Riddle, Leopold), 9:28.

3RD PERIOD — UAA: Hessler (Chytka, Shasby), 5:16; Minn: P. Martin (Fleming, Pohl), 16:02; Minn: Taffe (Pohl), 19:08, eng.

Shots on Goal: Minnesota 6-12-8--26, Alaska Anchorage 7-6-9--22

Power Plays: Minnesota 0-2 Alaska Anchorage 0-2

Goalies: Minnesota: Weber (22 shots, 20 svs); UAA: King (59:16, 26 shots, 21 svs)

Penalties: Minnesota 3-6, Alaska Anchorage 4-19

Att: 5,230



# Dan Welch

## 23

Sophomore ■ 5-11 ■ 195 Omaha (USHL)  
**Forward** Hastings, Minn.  
 Hastings HS

Returning to the team after spending last season with the Omaha Lancers in the USHL • spent the fall attending classes at Normandale Community College • will be available to play Jan. 25-26 vs. Denver.

| Welch's Career Statistics |              |   |   |    |       |    |    |    |    |  |
|---------------------------|--------------|---|---|----|-------|----|----|----|----|--|
| Year                      | GP           | G | A | TP | PPIM  | PP | GW | SH | HT |  |
| 99-00                     | 36           | 6 | 8 | 14 | 10/31 | 0  | 2  | 0  | 0  |  |
| 00-01                     | Did Not Play |   |   |    |       |    |    |    |    |  |
| Total                     | 36           | 6 | 8 | 14 | 10/31 | 0  | 2  | 0  | 0  |  |

| Welch's Career WCHA Statistics |              |   |   |    |      |    |    |    |    |  |
|--------------------------------|--------------|---|---|----|------|----|----|----|----|--|
| Year                           | GP           | G | A | TP | PPIM | PP | GW | SH | HT |  |
| 99-00                          | 23           | 4 | 3 | 7  | 9/29 | 0  | 1  | 0  | 0  |  |
| 00-01                          | Did Not Play |   |   |    |      |    |    |    |    |  |
| Total                          | 23           | 4 | 3 | 7  | 9/29 | 0  | 1  | 0  | 0  |  |

| Welch's Career Bests |                                    |
|----------------------|------------------------------------|
| Goals (Game):        | 2 (2/18/00 @ Michigan Tech)        |
| Assists (Game):      | 1 (8 times, last 3/18/00 vs. SCSU) |
| Points (Game):       | 2 (2/18/00 @ Michigan Tech)        |

### 2000-01

Played the 2000-01 season with the Omaha Lancers of the United States Hockey League (USHL) • team finished 40-14 • helped lead the Lancers to the USHL's Clark Cup • led the league in playoff scoring with 9-13--22 in 12 games • tied for 11th in the league for scoring with 30-27--57 in 52 games • ranked fifth in goal scoring and second in game-winning goals (8) • team followed USHL title by winning the Gold Cup National Junior "A" Championship Tournament.

### 1999-2000 • Freshman Season

Played in 36 games in his first season with Minnesota • had totals of 6-8--14 • ranked second on the team in freshman scoring • had 4-3--7 in 23 WCHA contests • collected first career point with his goal against North Dakota (10/23) • had 1-0--1 in his first 11 games and 5-8--13 in his final 25 games • had two four-game point streaks, including a streak during postseason to finish the season • tallied first multi-point game with two goals in 9-2 win at Michigan Tech (2/18) • had two game-winning goals on the year • collected game-winning goal in 3-1 win at Alaska-Anchorage (12/4) • collected first letter.

### High School

A graduate of Hastings High School • high school coach was his father, Russ Welch • had totals of 34-47--81 in his senior season to help Hastings to a runner-up finish in the state high school tournament • posted career numbers of 76-123--199 • claimed nine letters as a prep athlete (football-3, hockey-3, baseball-3) • played running back on the gridiron and catcher on the diamond • named all-conference, all-metro and all-state in all three sports as a senior • won eight total all-conference honors (2-football, 3-hockey, 3-baseball) • named Associated Press Player of the Year in hockey

- finalist for Mr. Hockey • named *Pioneer Press* and Varsity Online Athlete of the Year • member of USA Select 15, 16 and 17 teams • member of the Student Council and honor roll.

### Personal

Undecided on a major • lists most memorable sports thrill as scoring the game-tying goal with 40 seconds left and game-winning goal with two seconds left in the state quarterfinal hockey game against Blaine • enjoys all sports and video games in his spare time • secret ambition is to become a movie star • son of Russ and Lisa Welch • born 2/23/81.

| Career vs. Opponents    |                     |
|-------------------------|---------------------|
| North Dakota            | 1-0-1 (2 GP)        |
| Bemidji State           | has not played      |
| Colgate                 | has not played      |
| Michigan Tech           | 2-0-2 (2 GP)        |
| MSU, Mankato            | 1-0-1 (3 GP)        |
| Minnesota-Duluth        | 0-0-0 (3 GP)        |
| Michigan                | 0-1-1 (1 GP)        |
| Michigan State          | 0-0-0 (1 GP)        |
| St. Cloud State         | 0-1-1 (4 GP)        |
| Denver                  | 0-2-2 (2 GP)        |
| <i>Mariucci Classic</i> | 1-1-2 (2 GP)        |
| Ferris State            | has not played      |
| Providence              | has not played      |
| Western Michigan        | has not played      |
| Wisconsin               | 0-2-2 (5 GP)        |
| Alaska-Anchorage        | 1-0-1 (2 GP)        |
| Colorado College        | 0-1-1 (5 GP)        |
| <i>WCHA First Round</i> | 0-1-1 (2 GP)        |
| <i>WCHA Final Five</i>  | 1-2-3 (3 GP)        |
| <i>NCAA Tournament</i>  | has not played      |
| <b>POSTSEASON TOTAL</b> | <b>1-3-4 (5 GP)</b> |



## 2001-02 Minnesota Schedule/Results

| Date    | Opponent                  | Result     | MN/OPP<br>Rank | MN/OPP<br>Shots | MN/OPP<br>Power-Play | MN/OPP<br>Penalties | Goaltender      | Attend. |
|---------|---------------------------|------------|----------------|-----------------|----------------------|---------------------|-----------------|---------|
| 10/5    | at North Dakota##* (FSN)  | W 7-5      | 3/2            | 40-22           | 1-4/1-3              | 6-12/7-14           | Weber (1-0-0)   | 11,690  |
| 10/19   | BEMIDJI STATE##* (FSN)    | W 7-2      | 2/NR           | 31-22           | 5-7/1-5              | 5-10/7-14           | Weber (2-0-0)   | 9,569   |
| 10/20   | BEMIDJI STATE# (KSTC)     | W 7-1      | 2/NR           | 46-20           | 3-5/0-4              | 5-10/6-12           | Hauser (1-0-0)  | 9,562   |
| 10/26   | COLGATE# (FSN)            | W 8-0      | 2/NR           | 36-18           | 3-7/0-5              | 10-20/12-24         | Hauser (2-0-0)  | 9,684   |
| 10/27   | COLGATE##* (KSTC)         | W 9-0      | 2/NR           | 38-28           | 2-5/0-5              | 10-20/10-20         | Johnson (1-0-0) | 9,730   |
| 11/2    | at Michigan Tech*         | W 7-3      | 1/NR           | 43-27           | 1-6/0-3              | 6-12/9-18           | Hauser (3-0-0)  | 2,555   |
| 11/3    | at Michigan Tech          | T 5-5 (ot) | 1/NR           | 41-32           | 3-8/1-8              | 10-20/10-20         | Hauser (3-0-1)  | 2,545   |
| 11/9    | MSU, MANKATO (FSN)        | W 5-3      | 2/NR           | 32-27           | 3-8/2-10             | 11-22/9-18          | Hauser (4-0-1)  | 9,804   |
| 11/10   | MSU, MANKATO (KSTC)       | W 4-2      | 2/NR           | 52-33           | 1-6/2-5              | 8-16/9-18           | Johnson (2-0-0) | 9,871   |
| 11/16   | MINN.-DULUTH* (FSN)       | W 5-1      | 1/NR           | 40-21           | 1-5/0-5              | 7-14/7-14           | Hauser (5-0-1)  | 9,899   |
| 11/17   | MINN.-DULUTH (KSTC)       | W 5-3      | 1/NR           | 41-19           | 3-6/2-5              | 9-29/9-18           | Hauser (6-0-1)  | 9,917   |
| 11/23   | at Michigan# (FSN)        | W 5-2      | 1/9            | 32-35           | 1-3/0-2              | 3-6/4-8             | Hauser (7-0-1)  | 6,917   |
| 11/25   | at Michigan State##*      | T 4-4 (ot) | 1/4            | 38-24           | 2-6/3-8              | 14-28/12-24         | Hauser (7-0-2)  | 6,871   |
| 11/30   | ST. CLOUD STATE (FSN)     | L 2-3      | 1/2            | 39-22           | 2-6/2-3              | 7-14/4-8            | Hauser (7-1-2)  | 10,231  |
| 12/1    | St. Cloud State (FSN)     | T 2-2 (ot) | 1/2            | 27-47           | 1-4/1-7              | 9-18/6-12           | Hauser (7-1-3)  | 6,685   |
| 12/7    | at Denver* (FSN)          | W 2-1      | 2/2            | 23-31           | 0-5/0-6              | 7-14/6-12           | Hauser (8-1-3)  | 6,013   |
| 12/8    | at Denver (KSTC)          | L 3-4      | 2/2            | 31-30           | 0-3/1-6              | 11-22/8-16          | Hauser (8-2-3)  | 6,013   |
| 12/28   | FERRIS STATE##* (KSTC)    | W 3-2      | 2/NR           | 32-27           | 1-4/0-3              | 5-10/4-8            | Hauser (9-2-3)  | 10,040  |
| 12/29   | PROVIDENCE* (FSN)         | W 6-1      | 2/NR           | 50-25           | 2-6/0-5              | 9-18/10-20          | Weber (3-0-0)   | 10,074  |
| 1/5     | NORTH DAKOTA (FSN)        | L 3-4      | 3/NR           | 40-25           | 1-6/0-5              | 6-12/7-14           | Hauser (9-3-3)  | 10,214  |
| 1/6     | NORTH DAKOTA* (KSTC)      | W 2-1      | 3/NR           | 38-22           | 0-5/0-3              | 5-10/7-14           | Weber (4-0-0)   | 10,183  |
| 1/11    | at Wisconsin* (FSN)       | L 3-8      | 4/NR           | 53-27           | 2-8/1-5              | 7-14/10-20          | Hauser (9-4-3)  | 12,937  |
| 1/12    | at Wisconsin (FSN)        | W 6-2      | 4/NR           | 33-36           | 1-4/2-7              | 13-48/10-20         | Hauser (10-4-3) | 14,711  |
| 1/18    | at Alaska Anchorage       | T 3-3 (ot) | 5/NR           | 23-23           | 2-6/0-4              | 8-24/7-25           | Hauser (10-4-4) | 4,658   |
| 1/19    | at Alaska Anchorage       | W 5-2      | 5/NR           | 26-22           | 0-2/0-2              | 3-6/4-19            | Weber (5-0-0)   | 5,230   |
| 1/25    | DENVER (FSN)              |            |                |                 |                      |                     |                 |         |
| 1/26    | DENVER (FSN)              |            |                |                 |                      |                     |                 |         |
| 1/28    | FRENCH OLYMPIC^           |            |                |                 |                      |                     |                 |         |
| 2/1     | at Minnesota-Duluth (FSN) |            |                |                 |                      |                     |                 |         |
| 2/2     | at Minnesota-Duluth (FSN) |            |                |                 |                      |                     |                 |         |
| 2/8     | at North Dakota* (FSN)    |            |                |                 |                      |                     |                 |         |
| 2/9     | at North Dakota (FSN)     |            |                |                 |                      |                     |                 |         |
| 2/15    | COLORADO COLLEGE (FSN)    |            |                |                 |                      |                     |                 |         |
| 2/16    | COLORADO COLLEGE (FSN)    |            |                |                 |                      |                     |                 |         |
| 2/22    | WISCONSIN (FSN)           |            |                |                 |                      |                     |                 |         |
| 2/23    | WISCONSIN (FSN)           |            |                |                 |                      |                     |                 |         |
| 3/1     | at St. Cloud State (FSN)  |            |                |                 |                      |                     |                 |         |
| 3/2     | ST. CLOUD STATE* (FSN)    |            |                |                 |                      |                     |                 |         |
| 3/8-10  | WCHA First Round          |            |                |                 |                      |                     |                 |         |
| 3/14-16 | WCHA Final Five           |            |                |                 |                      |                     |                 |         |
| 3/22-24 | NCAA Regionals            |            |                |                 |                      |                     |                 |         |
| 4/4     | NCAA Semifinals           |            |                |                 |                      |                     |                 |         |
| 4/6     | NCAA Finals               |            |                |                 |                      |                     |                 |         |

#Non-Conference

^ Exhibition

\* Game can be heard on KCCO AM 950 (All others on WCCO AM 830)

**The Automated ScoreBook**  
**Minnesota Combined Team Statistics (as of Jan 22, 2002)**  
**All games**

| DATE                        | OPPONENT            | W/L  | SCORE   | ATTEND | RECORD:                | OVERALL    | HOME       | AWAY       | NEUTRAL    |              |
|-----------------------------|---------------------|------|---------|--------|------------------------|------------|------------|------------|------------|--------------|
| Oct 05, 2001                | at North Dakota     | W    | 7-5     | 11690  | ALL GAMES.....         | (17- 4- 4) | (11- 2- 0) | ( 6- 2- 4) | ( 0- 0- 0) |              |
| Oct 19, 2001                | BEMIDJI STATE       | W    | 7-2     | 9569   | CONFERENCE.....        | ( 9- 4- 3) | ( 5- 2- 0) | ( 4- 2- 3) | ( 0- 0- 0) |              |
| Oct 20, 2001                | BEMIDJI STATE       | W    | 7-1     | 9562   | NON-CONFERENCE.....    | ( 8- 0- 1) | ( 6- 0- 0) | ( 2- 0- 1) | ( 0- 0- 0) |              |
| Oct 26, 2001                | COLGATE             | W    | 8-0     | 9684   |                        |            |            |            |            |              |
| Oct 27, 2001                | COLGATE             | W    | 9-0     | 9730   |                        |            |            |            |            |              |
| *Nov 02, 2001               | at Michigan Tech    | W    | 7-3     | 2555   |                        |            |            |            |            |              |
| *Nov 03, 2001               | at Michigan Tech    | T OT | 5-5     | 2545   |                        |            |            |            |            |              |
| *Nov 09, 2001               | MSU, MANKATO        | W    | 5-3     | 9804   |                        |            |            |            |            |              |
| *Nov 10, 2001               | MSU, MANKATO        | W    | 4-2     | 9871   |                        |            |            |            |            |              |
| *Nov 16, 2001               | MINNESOTA-DULUTH    | W    | 5-1     | 9899   |                        |            |            |            |            |              |
| *Nov 17, 2001               | MINNESOTA-DULUTH    | W    | 5-3     | 9917   |                        |            |            |            |            |              |
| Nov 23, 2001                | at Michigan         | W    | 5-2     | 6917   |                        |            |            |            |            |              |
| Nov 25, 2001                | at Michigan State   | T OT | 4-4     | 6871   |                        |            |            |            |            |              |
| *Nov 30, 2001               | ST. CLOUD STATE     | L    | 2-3     | 10231  |                        |            |            |            |            |              |
| *Dec 1, 2001                | at St. Cloud State  | T OT | 2-2     | 6685   |                        |            |            |            |            |              |
| *Dec 7, 2001                | at Denver Pioneers  | W    | 2-1     | 6013   |                        |            |            |            |            |              |
| *Dec 8, 2001                | at Denver Pioneers  | L    | 3-4     | 6013   |                        |            |            |            |            |              |
| Dec 28, 2001                | FERRIS STATE        | W    | 3-2     | 10040  |                        |            |            |            |            |              |
| Dec 29, 2001                | PROVIDENCE          | W    | 6-1     | 10074  |                        |            |            |            |            |              |
| *Jan 05, 2002               | NORTH DAKOTA        | L    | 3-4     | 10214  |                        |            |            |            |            |              |
| *Jan 06, 2002               | NORTH DAKOTA        | W    | 2-1     | 10183  |                        |            |            |            |            |              |
| *Jan 11, 2002               | at Wisconsin        | L    | 3-8     | 12937  |                        |            |            |            |            |              |
| *Jan 12, 2002               | at Wisconsin        | W    | 6-2     | 14711  |                        |            |            |            |            |              |
| *Jan 18, 2002               | at Alaska Anchorage | T OT | 3-3     | 4658   |                        |            |            |            |            |              |
| *Jan 19, 2002               | at Alaska Anchorage | W    | 5-2     | 5230   |                        |            |            |            |            |              |
| * denotes conference game   |                     |      |         |        |                        |            |            |            |            |              |
| <b>TEAM STATISTICS</b>      |                     |      |         |        | <b>MINN</b>            | <b>OPP</b> |            |            |            |              |
| <b>SHOT STATISTICS.....</b> |                     |      |         |        |                        |            |            |            |            |              |
| Goals-Shot attempts.....    | 118-925             |      | 64-665  |        |                        |            |            |            |            |              |
| Shot pct.....               | .128                |      | .096    |        |                        |            |            |            |            |              |
| Goals/Game.....             | 4.7                 |      | 2.6     |        |                        |            |            |            |            |              |
| Shots/Game.....             | 37.0                |      | 26.6    |        |                        |            |            |            |            |              |
| <b>POWER PLAYS.....</b>     |                     |      |         |        |                        |            |            |            |            |              |
| Goals-Power Plays.....      | 41-135              |      | 19-125  |        |                        |            |            |            |            |              |
| Conversion Percent.....     | .304                |      | .152    |        |                        |            |            |            |            |              |
| Shot Attempts.....          | 249                 |      | 147     |        |                        |            |            |            |            |              |
| Shot Percent.....           | .165                |      | .129    |        |                        |            |            |            |            |              |
| <b>SHORT-HANDED.....</b>    |                     |      |         |        |                        |            |            |            |            |              |
| Goals-Shot attempts.....    | 10-49               |      | 3-29    |        |                        |            |            |            |            |              |
| Shot Percent.....           | .204                |      | .103    |        |                        |            |            |            |            |              |
| <b>GOAL BREAKDOWN.....</b>  |                     |      |         |        |                        |            |            |            |            |              |
| Power Play.....             | 41                  |      | 19      |        |                        |            |            |            |            |              |
| Short-handed.....           | 10                  |      | 3       |        |                        |            |            |            |            |              |
| Empty net.....              | 2                   |      | 1       |        |                        |            |            |            |            |              |
| Penalty.....                | 0                   |      | 0       |        |                        |            |            |            |            |              |
| Unassisted.....             | 7                   |      | 4       |        |                        |            |            |            |            |              |
| Overtime.....               | 0                   |      | 0       |        |                        |            |            |            |            |              |
| Shootout.....               | 0                   |      | 0       |        |                        |            |            |            |            |              |
| Delayed Penalty.....        | 2                   |      | 0       |        |                        |            |            |            |            |              |
| <b>PENALTIES.....</b>       |                     |      |         |        |                        |            |            |            |            |              |
| Number.....                 | 190                 |      | 198     |        |                        |            |            |            |            |              |
| Minutes.....                | 421                 |      | 421     |        |                        |            |            |            |            |              |
| Penalties/Game.....         | 7.6                 |      | 7.9     |        |                        |            |            |            |            |              |
| Pen minutes/Game.....       | 16.8                |      | 16.8    |        |                        |            |            |            |            |              |
| FACEOFFS (W-L).....         | 919-787             |      | 787-919 |        |                        |            |            |            |            |              |
| Faceoff W-L Pct.....        | .539                |      | .461    |        |                        |            |            |            |            |              |
| SHOOTOUTS (Made-Att).....   | 0-0                 |      | 0-0     |        |                        |            |            |            |            |              |
|                             |                     |      |         |        | <b>SHOTS BY PERIOD</b> | <b>1</b>   | <b>2</b>   | <b>3</b>   | <b>OT</b>  | <b>Total</b> |
|                             |                     |      |         |        | Minnesota.....         | 41         | 37         | 40         | 0          | 118          |
|                             |                     |      |         |        | Opponents.....         | 24         | 21         | 19         | 0          | 64           |
|                             |                     |      |         |        | <b>SAVES BY PERIOD</b> | <b>1</b>   | <b>2</b>   | <b>3</b>   | <b>OT</b>  | <b>Total</b> |
|                             |                     |      |         |        | Minnesota.....         | 195        | 203        | 199        | 4          | 601          |
|                             |                     |      |         |        | Opponents.....         | 254        | 295        | 253        | 5          | 807          |

| ## INDIVIDUAL (by pts) | GP | -----SHOTS----- |     |     |       | Pct  | ---PEN--- | GOALS  |       |
|------------------------|----|-----------------|-----|-----|-------|------|-----------|--------|-------|
|                        |    | G               | A   | Pts | Shots |      |           | No-Min | PP SH |
| 9 POHL, John           | 25 | 13              | 30  | 43  | 54    | .241 | 8-16      | 9      | 0     |
| 22 TAFPE, Jeff         | 24 | 21              | 14  | 35  | 106   | .198 | 24-70     | 9      | 0     |
| 3 LEOPOLD, Jordan      | 25 | 14              | 16  | 30  | 120   | .117 | 8-16      | 8      | 1     |
| 10 MARTIN, Paul        | 25 | 6               | 24  | 30  | 56    | .107 | 8-16      | 2      | 0     |
| 21 RIDDLE, Troy        | 25 | 11              | 12  | 23  | 94    | .117 | 10-20     | 3      | 3     |
| 18 POTULNY, Grant      | 24 | 9               | 12  | 21  | 57    | .158 | 9-18      | 4      | 0     |
| 24 KOALSKA, Matt       | 25 | 7               | 13  | 20  | 54    | .130 | 10-20     | 1      | 1     |
| 11 WENDELL, Erik       | 25 | 6               | 8   | 14  | 56    | .107 | 15-30     | 3      | 0     |
| 13 BALLARD, Keith      | 22 | 4               | 10  | 14  | 65    | .062 | 9-18      | 0      | 1     |
| 6 STEVENS, Judd        | 25 | 1               | 12  | 13  | 28    | .036 | 5-10      | 0      | 0     |
| 27 TALLACKSON, Barry   | 25 | 9               | 2   | 11  | 52    | .173 | 12-24     | 2      | 0     |
| 29 FLEMING, Jake       | 24 | 2               | 8   | 10  | 31    | .065 | 2-4       | 0      | 2     |
| 26 ANGELL, Nick        | 25 | 1               | 7   | 8   | 34    | .029 | 16-43     | 0      | 1     |
| 16 ANTHONY, Nick       | 14 | 4               | 3   | 7   | 13    | .308 | 2-4       | 0      | 1     |
| 5 WAIBEL, Jon          | 25 | 4               | 3   | 7   | 36    | .111 | 9-18      | 0      | 0     |
| 19 DEMARCHI, Matt      | 17 | 1               | 4   | 5   | 21    | .048 | 23-54     | 0      | 0     |
| 25 O'LEARY, Pat        | 21 | 2               | 2   | 4   | 20    | .100 | 6-12      | 0      | 0     |
| 15 ERICKSON, Mike      | 9  | 1               | 2   | 3   | 3     | .333 | 1-2       | 0      | 0     |
| 28 MACKINNON, Brett    | 13 | 1               | 2   | 3   | 7     | .143 | 0-0       | 0      | 0     |
| 17 SMAAGAARD, Garrett  | 18 | 1               | 2   | 3   | 15    | .067 | 1-2       | 0      | 0     |
| 20 MARTIN, Joey        | 8  | 0               | 3   | 3   | 1     | .000 | 5-10      | 0      | 0     |
| 1 HAUSER, Adam         | 19 | 0               | 2   | 2   | 0     | .000 | 1-2       | 0      | 0     |
| 2 NENOVICH, Mark       | 5  | 0               | 1   | 1   | 2     | .000 | 2-4       | 0      | 0     |
| 14 ROBERG, Chad        | 3  | 0               | 0   | 0   | 0     | .000 | 0-0       | 0      | 0     |
| TM TEAM                | 4  | 0               | 0   | 0   | 0     | .000 | 4-8       | 0      | 0     |
| Total.....             | 25 | 118             | 192 | 310 | 925   | .128 | 190-421   | 41     | 10    |
| Opponents.....         | 25 | 64              | 103 | 167 | 665   | .096 | 198-421   | 19     | 3     |

| ## GOALTENDERS     | GP | ---GOAL AVERAGE--- |     |    |          | ---SAVES--- |      |    |    |   |
|--------------------|----|--------------------|-----|----|----------|-------------|------|----|----|---|
|                    |    | Time               | GA  | EN | Avg Save | Pct         | W    | L  | T  |   |
| 33 JOHNSON, Justin | 3  | 143:36             | 5   | 0  | 2.09     | 63          | .926 | 2  | 0  | 0 |
| 1 HAUSER, Adam     | 19 | 1056:21            | 44  | 0  | 2.50     | 430         | .907 | 10 | 4  | 4 |
| 31 WEBER, Travis   | 7  | 317:05             | 14  | 0  | 2.65     | 108         | .885 | 5  | 0  | 0 |
| TM EMPTY NET       | 4  | 2:58               | 0   | 1  | 0.00     | 0           | .000 | 0  | 0  | 0 |
| Total.....         | 25 | 1520:00            | 64  | 1  | 2.53     | 601         | .905 | 17 | 4  | 4 |
| Opponents.....     | 25 | 1520:00            | 118 | 2  | 4.66     | 807         | .874 | 4  | 17 | 4 |

| <b>ATTENDANCE SUMMARY</b> |  |  |  |  | <b>MINN</b> | <b>OPP</b> |
|---------------------------|--|--|--|--|-------------|------------|
| Total.....                |  |  |  |  | 128778      | 86825      |
| Dates/Avg Per Date.....   |  |  |  |  | 13/9906     | 12/7235    |
| Neutral Site #/Avg.....   |  |  |  |  | 0/0         |            |

| <b>GOALS BY PERIOD</b> |    |    |    |    |       |
|------------------------|----|----|----|----|-------|
|                        | 1  | 2  | 3  | OT | Total |
| Minnesota.....         | 41 | 37 | 40 | 0  | 118   |
| Opponents.....         | 24 | 21 | 19 | 0  | 64    |

| <b>SHOTS BY PERIOD</b> |     |     |     |    |       |
|------------------------|-----|-----|-----|----|-------|
|                        | 1   | 2   | 3   | OT | Total |
| Minnesota.....         | 295 | 332 | 293 | 5  | 925   |
| Opponents.....         | 219 | 224 | 218 | 4  | 665   |

**The Automated ScoreBook**  
**Minnesota Combined Team Statistics (as of Jan 22, 2002)**  
**Conference games**

| DATE          | OPPONENT            | W/L  | SCORE | ATTEND | RECORD:             | OVERALL    | HOME       | AWAY       | NEUTRAL    |
|---------------|---------------------|------|-------|--------|---------------------|------------|------------|------------|------------|
|               |                     |      |       |        | ALL GAMES.....      | ( 9- 4- 3) | ( 5- 2- 0) | ( 4- 2- 3) | ( 0- 0- 0) |
| *Nov 02, 2001 | at Michigan Tech    | W    | 7-3   | 2555   | CONFERENCE.....     | ( 9- 4- 3) | ( 5- 2- 0) | ( 4- 2- 3) | ( 0- 0- 0) |
| *Nov 03, 2001 | at Michigan Tech    | T OT | 5-5   | 2545   | NON-CONFERENCE..... | ( 0- 0- 0) | ( 0- 0- 0) | ( 0- 0- 0) | ( 0- 0- 0) |
| *Nov 09, 2001 | MSU, MANKATO        | W    | 5-3   | 9804   |                     |            |            |            |            |
| *Nov 10, 2001 | MSU, MANKATO        | W    | 4-2   | 9871   |                     |            |            |            |            |
| *Nov 16, 2001 | MINNESOTA-DULUTH    | W    | 5-1   | 9899   |                     |            |            |            |            |
| *Nov 17, 2001 | MINNESOTA-DULUTH    | W    | 5-3   | 9917   |                     |            |            |            |            |
| *Nov 30, 2001 | ST. CLOUD STATE     | L    | 2-3   | 10231  |                     |            |            |            |            |
| *Dec. 1, 2001 | at St. Cloud State  | T OT | 2-2   | 6685   |                     |            |            |            |            |
| *Dec 7, 2001  | at Denver Pioneers  | W    | 2-1   | 6013   |                     |            |            |            |            |
| *Dec 8, 2001  | at Denver Pioneers  | L    | 3-4   | 6013   |                     |            |            |            |            |
| *Jan 05, 2002 | NORTH DAKOTA        | L    | 3-4   | 10214  |                     |            |            |            |            |
| *Jan 06, 2002 | NORTH DAKOTA        | W    | 2-1   | 10183  |                     |            |            |            |            |
| *Jan 11, 2002 | at Wisconsin        | L    | 3-8   | 12937  |                     |            |            |            |            |
| *Jan 12, 2002 | at Wisconsin        | W    | 6-2   | 14711  |                     |            |            |            |            |
| *Jan 18, 2002 | at Alaska Anchorage | T OT | 3-3   | 4658   |                     |            |            |            |            |
| *Jan 19, 2002 | at Alaska Anchorage | W    | 5-2   | 5230   |                     |            |            |            |            |

| TEAM STATISTICS           | MINN    | OPP     |
|---------------------------|---------|---------|
| SHOT STATISTICS.....      |         |         |
| Goals-Shot attempts.....  | 62-582  | 47-444  |
| Shot pct.....             | .107    | .106    |
| Goals/Game.....           | 3.9     | 2.9     |
| Shots/Game.....           | 36.4    | 27.8    |
| POWER PLAYS.....          |         |         |
| Goals-Power Plays.....    | 21-88   | 14-85   |
| Conversion Percent.....   | .239    | .165    |
| Shot Attempts.....        | 161     | 105     |
| Shot Percent.....         | .130    | .133    |
| SHORT-HANDED.....         |         |         |
| Goals-Shot attempts.....  | 6-33    | 3-19    |
| Shot Percent.....         | .182    | .158    |
| GOAL BREAKDOWN.....       |         |         |
| Power Play.....           | 21      | 14      |
| Short-handed.....         | 6       | 3       |
| Empty net.....            | 2       | 1       |
| Penalty.....              | 0       | 0       |
| Unassisted.....           | 3       | 2       |
| Overtime.....             | 0       | 0       |
| Shootout.....             | 0       | 0       |
| Delayed Penalty.....      | 1       | 0       |
| PENALTIES.....            |         |         |
| Number.....               | 124     | 125     |
| Minutes.....              | 289     | 272     |
| Penalties/Game.....       | 7.8     | 7.8     |
| Pen minutes/Game.....     | 18.1    | 17.0    |
| FACEOFFS (W-L).....       | 585-526 | 526-585 |
| Faceoff W-L Pct.....      | .527    | .473    |
| SHOOTOUTS (Made-Att)..... | 0-0     | 0-0     |

| ## INDIVIDUAL (by pts) | GP | SHOTS |     |     |       | Pct  | --PEN-- | GOALS  |       |
|------------------------|----|-------|-----|-----|-------|------|---------|--------|-------|
|                        |    | G     | A   | Pts | Shots |      |         | No-Min | PP SH |
| 9 POHL, John           | 16 | 7     | 15  | 22  | 34    | .206 | 7-14    | 5      | 0     |
| 3 LEOPOLD, Jordan      | 16 | 10    | 11  | 21  | 84    | .119 | 5-10    | 6      | 0     |
| 22 TAFPE, Jeff         | 15 | 9     | 7   | 16  | 71    | .127 | 12-46   | 3      | 0     |
| 10 MARTIN, Paul        | 16 | 3     | 13  | 16  | 41    | .073 | 5-10    | 1      | 0     |
| 18 POTULNY, Grant      | 16 | 6     | 9   | 15  | 36    | .167 | 6-12    | 3      | 0     |
| 21 WIDDELE, Troy       | 16 | 6     | 8   | 14  | 59    | .102 | 9-18    | 0      | 2     |
| 24 KOALSKA, Matt       | 16 | 3     | 6   | 9   | 32    | .094 | 7-14    | 1      | 0     |
| 13 BALLARD, Keith      | 15 | 1     | 6   | 7   | 38    | .026 | 4-8     | 0      | 0     |
| 6 STEVENS, Judd        | 16 | 0     | 7   | 7   | 15    | .000 | 4-8     | 0      | 0     |
| 5 WAIBEL, Jon          | 16 | 3     | 3   | 6   | 20    | .150 | 6-12    | 0      | 0     |
| 11 WENDELL, Erik       | 16 | 3     | 3   | 6   | 26    | .115 | 9-18    | 1      | 0     |
| 29 FLEMING, Jake       | 16 | 2     | 4   | 6   | 21    | .095 | 2-4     | 0      | 2     |
| 27 TALLACKSON, Barry   | 16 | 5     | 0   | 5   | 38    | .132 | 8-16    | 1      | 0     |
| 26 ANGELL, Nick        | 16 | 1     | 4   | 5   | 23    | .043 | 9-29    | 0      | 1     |
| 16 ANTHONY, Nick       | 7  | 2     | 1   | 3   | 6     | .333 | 1-2     | 0      | 1     |
| 19 DeMARCHI, Matt      | 12 | 0     | 2   | 2   | 11    | .000 | 16-40   | 0      | 0     |
| 1 HAUSER, Adam         | 13 | 0     | 2   | 2   | 0     | .000 | 1-2     | 0      | 0     |
| 20 MARTIN, Joey        | 4  | 0     | 2   | 2   | 0     | .000 | 2-4     | 0      | 0     |
| 17 SMAAGAARD, Garrett  | 11 | 1     | 0   | 1   | 10    | .100 | 1-2     | 0      | 0     |
| 2 NENOVICH, Mark       | 3  | 0     | 1   | 1   | 0     | .000 | 1-2     | 0      | 0     |
| 15 ERICKSON, Mike      | 5  | 0     | 0   | 0   | 1     | .000 | 1-2     | 0      | 0     |
| 28 MacKINNON, Brett    | 9  | 0     | 0   | 0   | 6     | .000 | 0-0     | 0      | 0     |
| 25 O'LEARY, Pat        | 14 | 0     | 0   | 0   | 10    | .000 | 5-10    | 0      | 0     |
| 14 ROBERG, Chad        | 2  | 0     | 0   | 0   | 0     | .000 | 0-0     | 0      | 0     |
| TM TEAM                | 3  | 0     | 0   | 0   | 0     | .000 | 3-6     | 0      | 0     |
| Total.....             | 16 | 62    | 104 | 166 | 582   | .107 | 124-289 | 21     | 6     |
| Opponents.....         | 16 | 47    | 79  | 126 | 444   | .106 | 125-272 | 14     | 3     |


| ## GOALTENDERS     | GP | ---GOAL AVERAGE--- |    |    | -SAVES-  |     |      | W | L | T |
|--------------------|----|--------------------|----|----|----------|-----|------|---|---|---|
|                    |    | Time               | GA | EN | Avg Save | Pct |      |   |   |   |
| 1 HAUSER, Adam     | 13 | 731:26             | 31 | 0  | 2.54     | 311 | .909 | 6 | 4 | 3 |
| 33 JOHNSON, Justin | 2  | 83:36              | 5  | 0  | 3.59     | 35  | .875 | 1 | 0 | 0 |
| 31 WEBER, Travis   | 4  | 157:05             | 10 | 0  | 3.82     | 51  | .836 | 2 | 0 | 0 |
| TM EMPTY NET       | 3  | 2:53               | 0  | 1  | 0.00     | 0   | .000 | 0 | 0 | 0 |
| Total.....         | 16 | 975:00             | 47 | 1  | 2.89     | 397 | .896 | 9 | 4 | 3 |
| Opponents.....     | 16 | 975:00             | 62 | 2  | 3.82     | 520 | .897 | 4 | 9 | 3 |

| ATTENDANCE SUMMARY      | MINN    | OPP    |
|-------------------------|---------|--------|
| Total.....              | 70119   | 61347  |
| Dates/Avg Per Date..... | 7/10017 | 9/6816 |
| Neutral Site #/Avg..... | 0/0     |        |

| GOALS BY PERIOD | 1  | 2  | 3  | OT | Total |
|-----------------|----|----|----|----|-------|
| Minnesota.....  | 17 | 23 | 22 | 0  | 62    |
| Opponents.....  | 18 | 15 | 14 | 0  | 47    |

| SHOTS BY PERIOD | 1   | 2   | 3   | OT | Total |
|-----------------|-----|-----|-----|----|-------|
| Minnesota.....  | 169 | 219 | 190 | 4  | 582   |
| Opponents.....  | 156 | 154 | 131 | 3  | 444   |

| SAVES BY PERIOD | 1   | 2   | 3   | OT | Total |
|-----------------|-----|-----|-----|----|-------|
| Minnesota.....  | 138 | 139 | 117 | 3  | 397   |
| Opponents.....  | 152 | 196 | 168 | 4  | 520   |



# GOLDEN GOPHER HOCKEY



## WEEKLY RELEASE February 5, 2002

### SCHEDULE/RESULTS

|             |                     |       |
|-------------|---------------------|-------|
| Oct. 5      | at North Dakota%    | W 7-5 |
| Oct. 19     | BEMIDJI STATE*      | W 7-2 |
| Oct. 20     | BEMIDJI STATE       | W 7-1 |
| Oct. 26     | COLGATE             | W 8-0 |
| Oct. 27     | COLGATE*            | W 9-0 |
| Nov. 2      | at Michigan Tech*   | W 7-3 |
| Nov. 3      | at Michigan Tech    | T 5-5 |
| Nov. 9      | MSU, MANKATO        | W 5-3 |
| Nov. 10     | MSU, MANKATO        | W 4-2 |
| Nov. 16     | MINN.-DULUTH*       | W 5-1 |
| Nov. 17     | MINN.-DULUTH        | W 5-3 |
| Nov. 23     | Michigan#           | W 5-2 |
| Nov. 25     | at Michigan State#* | T 4-4 |
| Nov. 30     | ST. CLOUD STATE     | L 2-3 |
| Dec. 1      | at St. Cloud State  | T 2-2 |
| Dec. 7      | at Denver*          | W 2-1 |
| Dec. 8      | at Denver           | L 3-4 |
| Dec. 28     | MARIUCCI CLASSIC#*  |       |
|             | vs. Ferris State    | W 3-2 |
| Dec. 29     | MARIUCCI CLASSIC#*  |       |
|             | vs. Providence      | W 6-1 |
| Jan. 5      | NORTH DAKOTA        | L 3-4 |
| Jan. 6      | NORTH DAKOTA*       | W 2-1 |
| Jan. 11     | at Wisconsin*       | L 3-8 |
| Jan. 12     | at Wisconsin        | W 6-2 |
| Jan. 18     | at Alaska Anchorage | T 3-3 |
| Jan. 19     | at Alaska Anchorage | W 5-2 |
| Jan. 25     | DENVER              | L 1-3 |
| Jan. 26     | DENVER              | W 6-1 |
| Jan. 28     | FRENCH OLYMPICS\$   | W 6-2 |
| Feb. 1      | at Minnesota-Duluth | L 2-5 |
| Feb. 2      | at Minnesota-Duluth | W 2-1 |
| Feb. 8      | at North Dakota*    | 7:35  |
| Feb. 9      | at North Dakota     | 7:35  |
| Feb. 15     | COLORADO COLL.      | 7:05  |
| Feb. 16     | COLORADO COLL.      | 7:05  |
| Feb. 22     | WISCONSIN           | 7:05  |
| Feb. 23     | WISCONSIN           | 7:05  |
| March 1     | at St. Cloud State  | 7:05  |
| March 2     | ST. CLOUD STATE*    | 7:05  |
| March 8-10  | WCHA First Round    |       |
| March 14-16 | WCHA Final Five     |       |
| March 22-24 | NCAA Regional       |       |
| April 4-6   | NCAA Frozen Four^   |       |

% - Hall of Fame Game  
\$ - exhibition game  
# - non-conference game  
^ - Xcel Energy Center, St. Paul, Minn.  
all game times are Central  
game times are subject to change  
\* - Game heard on KCCO 950-AM (all others heard on WCCO 830-AM)

#5 MINNESOTA (19-6-4, 11-6-3, T-3rd) at North Dakota (12-13-2, 7-11-2, 8th) Ralph Engelstad Arena (11,406) 7:35 p.m. • Feb. 8-9, 2002

The Series vs. North Dakota: Minnesota leads the all-time series vs. North Dakota by a 124-109-11 advantage (.531) • the Golden Gophers were 1-2-1 vs. UND a year ago • North Dakota is 12-4-3 in the last 19 meetings • Minnesota is 2-11-2 in the last 15 games played in Grand Forks • The last time the Golden Gophers swept UND in Grand Forks was on March 6-7, 1993.

Last Meeting: Minnesota and North Dakota split a WCHA series in early January at Mariucci Arena. Both teams earned third-period comeback wins as UND scored four goals in the third period of the opener to steal a 4-3 victory.

In the rematch, Hobey Baker Award candidate Jordan Leopold erased a 1-0 third-period deficit with a pair of goals as Minnesota claimed a 2-1 win. Freshman Travis Weber improved to 2-0-0 against North Dakota as he made 21 saves.

Hauser vs. UND: Senior goaltender Adam Hauser is 2-9-3 with a 4.01 goals-against-average and an .877 saves percentage against North Dakota in his career. He is 1-4-1 with a 4.71 gaa and .864 saves percentage in games played in Grand Forks.

About UND: North Dakota was idle last weekend, but is on a two-game win streak after sweeping Michigan Tech in Houghton, Mich., Jan. 25-26. UND is currently in eighth place but has two games in hand on seventh-place Alaska Anchorage and sixth-place MSU, Mankato.

North Dakota returns 15 letterwinners from last year's NCAA runner-up team that finished 29-8-9 and won the WCHA title with an 18-4-6 mark.

Head Coach Dean Blais is in his eighth year with UND and owns a career record of 202-89-26 (.678).

Lucia vs. the Fighting Sioux: Don Lucia owns a 14-20-5 career record vs. North Dakota, including a 4-5-2 mark with the Golden Gophers. His best stretch against the Sioux came in his first ten meetings while coaching Colorado College. The Tigers held an 8-1-1 advantage, en route to winning three consecutive WCHA regular-season titles.

### Series Information

Minnesota leads 124-109-11  
Last 10 games - UND leads 5-4-1  
First meeting - 1/31/30, MN 6-1  
Last meeting - 1/6/02, MN 2-1  
Minnesota's longest win streak - 11  
North Dakota's longest win streak - 8  
'00s - Tied 4-4-1  
'90s - MN 25-17-6  
Last sweep by Minnesota - 11/8-9/96  
Last sweep by UND - 1/22-23/99  
Last shutout by Minnesota - 12/12/93  
Last shutout by UND - 1/21/00

### Team Comparisons

| Minnesota      |                    | North Dakota   |
|----------------|--------------------|----------------|
| 45/156 (.288)  | PP                 | 24/125 (.192)  |
| 25/109 (.229)  | WCHA PP            | 20/94 (.213)   |
| 121/144 (.840) | PK                 | 103/131 (.786) |
| 86/104 (.827)  | WCHA PK            | 80/102 (.784)  |
| 5-4-1 (.550)   | Last 10 games      | 5-4-1 (.550)   |
| 12-3-0 (.800)  | Home               | 4-6-1 (.409)   |
| 7-3-4 (.643)   | Road               | 6-7-1 (.464)   |
| 4.4            | Goals/Game         | 3.4            |
| 2.6            | Goals Allowed/Game | 3.7            |
| 7.8            | Penalties/Game     | 6.9            |
| 37.3           | Shots On Goal/Game | 33.3           |

### MEDIA INFORMATION

TV: Fox Sports North  
- Frank Mazzocco-play-by-play;  
Doug Woog - color

RADIO: KCCO-950 AM (Fri.),  
WCCO-830 AM (Sat.);  
- Wally Shaver - play-by-play;  
Glen Sonmor - color

INTERVIEWS: The coaching staff and players are available for interviews on Wednesday this week by request through the Media Relations office. The Golden Gopher locker room is CLOSED to the media at all times.

ON THE WEB: All Golden Gopher hockey games can be heard at [www.gophersports.com](http://www.gophersports.com). Click on the "Gameday" link.

### University of Minnesota Media Relations

Phone: (612) 625-4090  
Fax: (612) 625-0359

Website: [www.gophersports.com](http://www.gophersports.com)  
Contact: John Romo  
Phone: (612) 624-7318  
E-Mail: [romox001@umn.edu](mailto:romox001@umn.edu)

## 2001-02 Record When...

|                                     |        |
|-------------------------------------|--------|
| Overall Record                      | 19-6-4 |
| WCHA Record                         | 11-6-3 |
| Home Record                         | 12-3-0 |
| Road Record                         | 7-3-4  |
| Neutral Site Record                 | 0-0-0  |
| Last 20 Games (including last year) | 10-7-3 |
| Last 10 Games (including last year) | 5-4-1  |
| Last 5 Games (including last year)  | 3-2-0  |
| Scoring A Power-Play Goal           | 16-3-4 |
| Not Scoring A Power-Play Goal       | 3-3-0  |
| Allowing A Power-Play Goal          | 7-4-3  |
| Not Allowing A Power-Play Goal      | 12-2-1 |
| Scoring A Short-Handed Goal         | 7-1-1  |
| Allowing A Short-Handed Goal        | 0-2-1  |
| 10 Or More Penalties                | 5-2-2  |
| Fewer Than 10 Penalties             | 14-4-2 |
| More Penalties Than Opponent        | 5-3-2  |
| Fewer Penalties Than Opponent       | 11-3-1 |
| Same Amount Of Penalties            | 3-0-1  |
| In One-Goal Games                   | 4-3-0  |
| In Two-Goal Games                   | 4-1-0  |
| In Three-Goal or More Games         | 11-2-0 |
| In Overtime Games                   | 0-0-4  |
| Scoring 4 or More Goals             | 15-0-2 |
| Scoring 3 or Fewer Goals            | 4-6-2  |
| Scoring 3 or More Goals             | 15-3-3 |
| Scoring 2 or Fewer Goals            | 3-3-1  |
| Allowing 4 or More Goals            | 1-4-2  |
| Allowing 3 or Fewer Goals           | 18-2-2 |
| Scoring First Goal Of Game          | 10-1-1 |
| Opponents Score First               | 9-5-3  |
| Leading After One Period            | 11-1-2 |
| Trailing After One Period           | 4-2-1  |
| Tied After One Period               | 4-3-1  |
| Scoring First Goal Of Second Period | 11-0-1 |
| Leading After Two Periods           | 14-1-1 |
| Trailing After Two Periods          | 4-5-2  |
| Tied After Two Periods              | 1-0-1  |
| Scoring First Goal Of Third Period  | 16-1-3 |
| Having 10-19 Shots On Goal          | 0-0-0  |
| Having 20-29 Shots On Goal          | 2-0-2  |
| Having 30-39 Shots On Goal          | 8-4-1  |
| Having 40 or More Shots On Goal     | 9-2-1  |
| Allowing 10-19 Shots On Goal        | 2-0-0  |
| Allowing 20-29 Shots On Goal        | 12-4-2 |
| Allowing 30-39 Shots On Goal        | 5-2-1  |
| Allowing 40 or More Shots On Goal   | 0-0-1  |
| Outshooting Opponent                | 16-5-2 |
| Opponent Outshoots Minnesota        | 3-1-1  |
| Shots Are Even                      | 0-0-1  |
| October                             | 5-0-0  |
| November                            | 6-1-2  |
| December                            | 3-1-1  |
| January                             | 4-3-1  |
| February                            | 1-1-0  |
| March                               | 0-0-0  |
| Tuesdays                            | 0-0-0  |
| Fridays                             | 9-4-1  |
| Saturdays                           | 9-2-2  |
| Sundays                             | 1-0-1  |
| Series Record                       | 3-0-8  |
| Games Following A Win               | 10-5-3 |
| Games Following A Loss              | 5-0-1  |
| Games Following A Tie               | 3-1-0  |

## News & Notes

**Golden Gophers Split With Bulldogs:** Minnesota managed a split at UMD with a 2-1 comeback win on Saturday night. Johnny Pohl and Jeff Taffe scored third-period goals to rally the Golden Gophers. The night before, the Golden Gophers were held scoreless on seven power-play opportunities and were defeated 5-2.

**Strange Turns in the Weekly Rankings:** The race towards the NCAA Tournament is certainly heating up as evidenced by the release of the latest *USA Today/American Hockey Magazine* rankings. Six different teams received first-place votes and only two squads maintained their positions from a week ago. The Golden Gophers did receive one of the first-place votes despite falling from third to fifth.

Despite losing to and tying Maine, New Hampshire remained in the top spot. St. Cloud State stopped its downward fall by sweeping Alabama-Huntsville and moved into the second spot. Michigan State remained in a tie for third place, this week with the Denver Pioneers. Colorado College moved up to sixth place. Cornell received the other first-place vote and is ranked eighth in the nation.

**Another Goal for Leo:** All-American Jordan Leopold had a goal on Friday night and a pair of assists in the third period on Saturday at UMD. His 16 goals this year is already the third-highest total in school history for defensemen. Randy Skarda holds the record with 19. With 41 career goals, Leopold moved into a tie for 7th place all-time among WCHA defensemen.

He became the school's all-time leading goal scorer among defensemen with his two third-period goals in a 2-1 win over North Dakota on Jan. 6. With 89 career assists, he passed Bill Baker and moved into sixth place all-time in school history.

Leopold overtook Northeastern's Jim Fahey for the national lead in defenseman scoring by one point.

**More on Leo:** Arguably the top defenseman in the nation, Jordan Leopold surprised many by returning for his senior season. After a dominating junior campaign, Leopold has established himself as a prime candidate for the Hobey Baker Award. He is one of only two returning Hobey Baker Award finalists from a year ago. After leading the nation in defenseman scoring, Leopold was a first-team All-American and Minnesota's first WCHA Defensive Player of the Year. Of the four first-team All-Americans on defense from last season, Leopold is the lone returnee.

**Mr. Consistency:** Senior Johnny Pohl was held scoreless for just the fourth time this season on Friday night at UMD. He responded with a goal and an assist for his 16th multi-point game on Saturday. With his two points on Saturday, Pohl moved into 13th place on the school's all-time scoring chart with 169 points. He passed Erik Westrum and Richard Erdall.

## Career Scoring vs. UND

| Player (games)      | G-A-Pts  | Notes                                      |
|---------------------|----------|--|
| Jordan Leopold (16) | 10-5--15 | Has 5 goals in last 3 games in Grand Forks |
| Jeff Taffe (11)     | 7-6--13  | 2g in 7-5 win on 10/5/01                   |
| Johnny Pohl (15)    | 1-9--10  | 2a in 5-5 tie on 11/11/00                  |
| Grant Potulny (7)   | 4-3--7   | 1-1--2 in 4-3 loss on 1/5/02               |
| Troy Riddle (7)     | 3-2--5   | 1g in 5-5 tie on 11/11/00                  |
| Erik Wendell (14)   | 3-1--4   | 1g in 5-2 win on 1/22/00                   |
| Paul Martin (7)     | 0-4--4   | 3a in 7-5 win on 10/5/01                   |
| Nick Anthony (7)    | 0-3--3   | 1a in 7-5 win on 10/5/01                   |
| Nick Angell (12)    | 1-2--3   | 1g on 1/22/00                              |
| Pat O'Leary (11)    | 0-2--2   | 1a on 11/11/00                             |
| Matt Koalska (7)    | 2-0--2   | 1g in 7-5 win on 10/5/01                   |
| Joey Martin (4)     | 0-2--2   | 1a in 4-3 loss on 1/5/02                   |
| Keith Ballard (2)   | 0-2--2   | 1st career points on 10/5/01               |
| Jon Waibel (7)      | 1-0--1   | GWG in 7-5 win on 10/5/01                  |
| Mike Erickson (1)   | 1-0--1   | 1st career goal on 10/5/01                 |

**Stepping Up:** Moving closer to the postseason, Minnesota's leaders have stepped up their play. Johnny Pohl, Jordan Leopold and Jeff Taffe have 14-16--30 in the last eight games. In Saturday's comeback win at UMD, the trio combined for all of Minnesota's points in the decisive third period.

**Number 23 Returns to Lineup:** Sophomore Dan Welch returned to the Minnesota lineup two weeks ago vs. Denver for the first time in over 21 months. The Hastings, Minn., native played with the Golden Gophers during the 1999-2000 season and spent last season with the Omaha Lancers in the United States Hockey League (USHL). Welch spent the fall attending classes at Normandale Community College. He has spent the last couple of weeks with the Lancers and had 4-2--6 in seven games.


As a freshman, Welch had six goals and eight assists in 36 games. Last year, he had a breakout year with Omaha with 30-27--57 in 52 games. He finished second in the league with eight game-winning goals. Welch was a high school teammate of current Golden Gopher Jeff Taffe. See page 16 of this release for his complete bio.

**Moving Closer:** Senior Adam Hauser needs just two wins to tie Robb Stauber's career record of 73. Hauser earned his 71st career win on Saturday at UMD as he stopped 32 of 33 shots. He is on pace to become the WCHA's all-time leader in games played and minutes played as he ranks second in both categories behind Wisconsin's Graham Melanson. Hauser needs to play in two more games and play 143 minutes to match Melanson's career marks. He is already Minnesota's all-time leader in games and minutes played, saves and shutouts.

**Head Coach Don Lucia:** Golden Gopher Head Coach Don Lucia has a career coaching record of 345-193-36 (.632) in 14 seasons behind the bench. He owns a 66-38-8 mark (.625) with the Golden Gophers. His teams have won 20 or more games in each of the past nine seasons and have had just one sub-par .500 season in the past 14 years. He has guided his teams to the NCAA Tournament in six of the past seven campaigns.

**On the Road Again:** Minnesota is wrapping up a stretch of four road series in a span of five weeks. Minnesota has trailed in 11 of its 14 road games this season. The Golden Gophers are 5-3-3 in those contests. Minnesota is 7-3-4 away from Mariucci Arena this year, as compared to 8-6-1 last year. The four road ties is the second-highest single-season total in school history. The Golden Gophers close out the regular season with seven of their remaining 12 games at Mariucci Arena.

**Telltale Signs:** In Minnesota's 19 victories, the opponents are just 11-of-89 (.127) on the power-play. In the six losses and four ties, the opponents are 12-of-55 (.218). The



Senior All-American Jordan Leopold has three two-goal games in the past two years against North Dakota.

## Player Notes

### #1 ADAM HAUSER

- is 40-21-8 with a 2.62 goals-against-average and .902 save percentage in 69 career games at Mariucci Arena
- is 31-29-8 with a 3.22 goals-against-average and .896 saves percentage in 69 career games away from Mariucci Arena
- first U of M goaltender to have two assists in one season since Jeff Callinan had two in 1994-95

### #3 JORDAN LEOPOLD

- leads the nation's defensemen in scoring (34) and goals (16)
- leads team with 143 shots on goal

### #6 JUDD STEVENS

- collected first collegiate goal against Providence, 12/29

### #9 JOHN POHL

- his five assists vs. Colgate (10/27) is a national best
- second in the nation in assists per game and power-play goals

### #10 PAUL MARTIN

- dating back to last season, has 9-44--53 in his last 49 games
- leads nation's defensemen with 26 assists
- team is 6-0-0 when he scores a goal this season

### #11 ERIK WENDELL

- younger sister Krissy is a member of the U.S. Olympic Hockey Team

### #13 KEITH BALLARD

- first career two-goal game vs. Denver on Jan. 26

### #15 MIKE ERICKSON

- out of the lineup since breaking his foot vs. Minnesota-Duluth, Nov. 17...hopeful for late February return

### #16 NICK ANTHONY

- listed as 50-50 for this weekend after surgery for a sports hernia

### #17 GARRETT SMAAGAARD

- collected first career goal at Wisconsin, Jan. 12.

### #19 MATT DEMARCHI

- team is 10-0-3 over the past two seasons when he is called for three or more penalties

### #21 TROY RIDDLE

- team is 14-0-0 during his career when he has a multi-point game
- has 10-11--21 against teams with a record below .500, but just 1-3--4 against teams .500 or above

### #22 JEFF TAFFE

- tied for the nation's lead in game-winning goals and power-play goals, fifth in goals per game

### #24 MATT KOALSKA

- had 1-2--3 in 12-game span (Nov. 30-Jan. 19), but has 0-4--4 in his last four games

### #26 NICK ANGELL

- has 0-1--1 in his last 19 games

## The Lucia Ledger


Head Coach Don Lucia  
(Notre Dame, 1981)

- Third season at Minnesota. Has a career record of 66-38-8 (.625)
- 15th season as a head coach. Has a career record of 345-193-36 (.632)
- Minnesota had five more victories than the previous season in Lucia's first year in 1999-2000
- Golden Gophers improved by seven victories in the win column in Lucia's second year
- 1994 National Coach of the Year
- Two-time WCHA Coach of the Year
- Led Colorado College to three consecutive WCHA titles.
- has coached 10 All-Americans, including Golden Gopher defenseman Jordan Leopold
- has coached 35 All-WCHA teams members
- recruited the nation's most productive freshman class a year ago
- has led his teams to the NCAA Tournament in six of the last seven seasons
- led Colorado College to a national runner-up finish in 1994-95
- winningest coach in Colorado College history

## The Friendly Confines

Mariucci Arena  
Opened in October, 1993

- The Golden Gophers were 18-4-1 (.804) at Mariucci Arena last season.
- Minnesota is 112-45-13 (.697) all-time at Mariucci Arena.
- The 1995-96 squad went 19-2-0 (.905) at home.
- Seating capacity has increased twice since the opening of Mariucci. Capacity increased from 9,305 to 9,700 in 1996-97. It was increased to 10,000 for this season.
- 18 luxury suites were built in the offseason.
- The largest crowd at Mariucci Arena was 10,231 on Nov. 30, 2001 vs. St. Cloud State
- The largest attendance in a single series was 20,397 vs. UND, Jan. 5-6, 2002.
- The first official game in the new Mariucci Arena was on Oct. 30, 1993. Minnesota and St. Cloud State tied 4-4.
- The longest winning streak in the new Mariucci Arena is 10 games, Nov. 12, 1995 to Feb. 9, 1996 and March 9, 2001 to November 30, 2001.
- Minnesota's longest home losing streak is just four games, Nov. 1-Dec. 19, 1997



*Grant Potulny has seven career points in seven games against North Dakota. The Grand Forks, N.D., native collected two goals in a 5-5 tie last year at the old Engelstad Arena.*

Golden Gopher power-play percentage is 32.3 in their wins and 22.8 in the losses and ties. This season, Minnesota had 32 power-play goals in its first 15 games. In the last 14, the Golden Gophers have 13.

**Taffe Heating Up:** Junior sniper Jeff Taffe has 11 goals in his last 11 games and is second in the WCHA with 24 goals. He had goals on both nights at UMD, including the game-winner on the power-play in the third period on Saturday. It was his sixth game-winning goal of the season which leads the WCHA. That total is also tied for the third-highest total in a single-season in school history. He has 12 game-winning goals in his career. Taffe ranks fifth in the league in scoring and second in power-play points. He is tied for the national lead in game-winning goals and power-play goals (11).

**Between the Pipes:** While Adam Hauser has seen the majority of playing time, freshmen Travis Weber and Justin Johnson have seen action as well. The two rookies are a combined 8-1-0 with a 2.62 goals-against-average and .896 saves percentage. Not counting the French Olympic exhibition game, Johnson has not played since the Minnesota-Duluth game on Nov. 17.

At Mariucci Arena, Hauser is 6-3-0 with a 1.87 gaa and .917 saves percentage. Weber is 4-0-0 with a 1.25 gaa and .946 saves percentage. Johnson is 2-0-0 with a 2.09 gaa and .926 saves percentage.

On the road, Hauser is 5-2-4 with a 2.86 gaa and .906 saves percentage. Weber is 2-1-0 with a 5.05 gaa and .800 saves percentage. Johnson has yet to appear on the road.

**Series Split:** Minnesota is 0-4-1 in its last five series openers, but 5-0-0 in the rematch. The Golden Gophers are being outscored 4.6 to 2.4 in the openers, but hold a 4.2 to 1.4 edge in the rematches. Opponents have scored a total of seven goals in the five rematches. The following is a breakdown of the difference:

| Stat              | First Game | Second Game |
|-------------------|------------|-------------|
| Goals For         | 2.4        | 4.2         |
| Goals Against     | 4.6        | 1.4         |
| Shots For         | 36.6       | 37.4        |
| Shots Against     | 25.8       | 27.2        |
| Power Play %      | 16.7       | 22.7        |
| Penalty Kill %    | 17.4       | 13.0        |
| Penalties For     | 7.6        | 8.0         |
| Penalties Against | 8.4        | 8.2         |
| Goalie GAA        | 4.52       | 1.40        |
| Saves Percentage  | .828       | .949        |



**The Comeback Trail:** Last Saturday night at UMD marked the fourth time that the Golden Gophers have won when trailing after two periods (4-5-2). From 1997-2001, the Golden Gophers were 1-52-5. The 1996-97 squad was 3-9-1 when trailing after two periods.

**Fit To Be Tied:** Since a 3-2 overtime win in the WCHA playoffs at Colorado College on March 11, 2000, the Golden Gophers have gone 0-2-6 in overtime games. Minnesota has gone to overtime four times this season with each game ending in a tie. Under Don Lucia, Minnesota is 3-7-8 in overtime games.

**Power Surge:** In the last five games against North Dakota, the Golden Gophers penalty kill has operated at 95.5 percent (21/22). In that span, Minnesota has three power-play goals on 25 attempts (12.0 percent).

Against UND under Don Lucia, Minnesota's power-play has connected on 9-of-53 attempts (17.0 percent). Conversely, UND has converted on 6-of-48 chances (12.5 percent).

**Weber Stymies the Sioux:** Still very early in his career, rookie Travis Weber already owns two wins vs. North Dakota. In the season opener, Weber made his unexpected college debut as he relieved Adam Hauser following the first period. He earned the win as he stopped 13 of 14 shots. On Jan. 6, a day after UND rallied for a 4-3 win, Minnesota turned to Weber and he answered the call with 21 saves on 22 shots in a 2-1 victory.

Weber's stats compare favorably with the league's freshmen net-minders. The following is breakdown (ranked by goals-against-average):

|                       | Record | GP | GAA  | SVS% |
|-----------------------|--------|----|------|------|
| Curtis McElhinney, CC | 6-0-1  | 7  | 1.78 | .929 |
| Justin Johnson, UM    | 2-0-0  | 3  | 2.09 | .926 |
| Bernd Bruckler, UW    | 4-5-1  | 12 | 2.62 | .924 |
| Travis Weber, UM      | 6-1-0  | 9  | 2.80 | .883 |
| Jake Brandt, UND      | 4-3-0  | 10 | 2.90 | .911 |
| Josh Siembeda, UND    | 3-3-1  | 7  | 3.28 | .899 |
| Jon Volp, MSUM        | 4-4-0  | 9  | 3.41 | .895 |
| Cam Ellsworth, MTU    | 4-10-2 | 18 | 4.11 | .882 |

**Sophomore Slump?:** The nation's most productive freshman class a year ago, this year's sophomores have been even more dominating this season. A year ago, the group of six had 38-44--82 after 29 games. This year, the sophomores have accounted for 37-77--114. All six are ahead of their scoring pace of a year ago, most noticeably Paul Martin. A year ago, Martin had collected just 10 points after 29 games, while this year, he already has 32.

**On the Defensive:** While Jordan Leopold receives the majority of the attention among Golden Gopher blueliners, Minnesota can boast one of the top defensive units in the nation. Playing alongside Leopold, Matt DeMarchi, a second-round NHL Draft pick, is one of the most physical players in the WCHA. Sophomore Paul Martin is second in the league behind Leopold in defenseman scoring. The trio is joined by this year's preseason WCHA newcomer of the year Keith Ballard.


**Competing with the WCHA:** Minnesota wrapped up one of its most successful non-conference schedules at the Mariucci Classic on Dec. 28-29. The Golden Gophers were 8-0-1 in non-league contests. Minnesota averaged 6.2 goals per game with its power-play clicking at 42.6 percent (20-47). The Golden Gophers allowed just 1.9 goals per game.

In WCHA play, Minnesota is averaging 3.7 goals per contest and allowing 2.8. The Golden Gopher power-play is at 22.9 percent (25-109)

**Applying the Pressure:** In Don Lucia's first year with Minnesota, UND outshot the Golden Gophers in each of their four meetings. North Dakota averaged 37.3 shots to Minnesota's 28.5. UND was 2-1-1 in those contests.

In the past two years, Minnesota has outshot North Dakota in seven straight games. The Golden Gophers have averaged 37.9 shots to UND's 27.0. This year in the three meetings, Minnesota has a 39.3 to 23.0 advantage.

**Up Next:** Minnesota will have five of its last six games at Mariucci Arena. The home stretch begins with the resurgent Colorado College Tigers on Feb. 15-16.



*Johnny Pohl moved into 13th place on the school's all-time scoring list with 169 career points. He passed former teammate Erik Westrum over the weekend. Pohl is on pace to finish as high as ninth place.*

### Down the Stretch

| Team (Pts) | Remaining Schedule                              | Opp. WCHA %     |
|------------|---|-----------------|
| DU (32)    | H - UMD (2), SCSU (2)<br>A - UW (2), UND (2)    | 70-76-14 (48.1) |
| SCSU (30)  | H - UAA (2), UM<br>A - MTU (2), DU (2), UM      | 74-72-18 (50.6) |
| UM (25)    | H - CC (2), UW (2), SCSU<br>A - UND (2), SCSU   | 86-60-14 (58.1) |
| CC (25)    | H - UW (2), MTU (2)<br>A - UM (2), UAA (2)      | 62-80-22 (44.5) |
| UW (22)    | H - DU (2), UMD (2)<br>A - CC (2), UM (2)       | 82-64-10 (55.8) |
| MSUM (19)  | H - UMD (2)<br>A - UAA (2), MTU (2)             | 28-82-14 (28.2) |
| UAA (18)   | H - MSUM (2), CC (2)<br>A - SCSU (2)            | 70-46-8 (59.7)  |
| UND (16)   | H - UM (2), MTU (2), DU (2)<br>A - UMD (2)      | 68-80-12 (46.3) |
| UMD (9)    | H - UND (2)<br>A - DU (2), MSUM (2), UW (2)     | 84-70-10 (57.3) |
| MTU (8)    | H - SCSU (2), MSUM (2)<br>A - MSUM (2), UND (2) | 78-78-12 (50.0) |

## THE LAST TIME IT HAPPENED

**Minnesota Swept A Road Series:**  
February 9-10, 2001 at MSU, Mankato (4-1, 3-1)

**Minnesota Was Swept In A Road Series:**  
December 1-2, 2000 at Denver (4-0, 4-1)

**Minnesota Swept A Home Series:**  
November 16-17, 2001 vs. UMD (5-1, 5-3)

**Minnesota Was Swept In A Home Series:**  
February 25-26, 2000 vs. Wisconsin (4-2, 5-4)

**Minnesota Shut Out An Opponent:**  
October 27, 2001 vs. Colgate  
(Justin Johnson, 9-0)

**An Opponent Shut Out Minnesota:**  
March 16, 2001 vs. St. Cloud State (Scott Meyer, 3-0)

**Minnesota Player Scored A Hat Trick:**  
November 23, 2001 at Michigan  
(Jeff Taffe, 5-2 Minnesota win)

**Minnesota Player Scored A Pure Hat Trick:**  
February 26, 1999 at Minnesota-Duluth  
(Wyatt Smith, 4-1 Minnesota win)

**An Opponent Scored A Hat Trick:**  
March 2, 2001 vs. St. Cloud State  
(Jon Cullen, three goals, 6-1, Minnesota loss)

**Minnesota Player Scored Four Goals In A Game:**  
February 27, 1999 at Minnesota-Duluth  
(Reggie Berg, 10-7 Minnesota win)

**Minnesota Won When Trailing After Two Periods:**  
February 2, 2002 at Minnesota-Duluth  
(2-1/trailing 1-0 heading into third period)

**Minnesota Had 50 or More Shots On Goal In A Game:**  
January 11, 2002 at Wisconsin  
(53 shots, 8-3 Minnesota loss)

**Opponent Had 50 or More Shots On Goal In A Game:**  
January 31, 1997 at North Dakota  
(51 shots, 6-4 Minnesota loss)

**Minnesota Player Scored A Shorthanded Goal:**  
January 12, 2002 at Wisconsin  
(Troy Riddle, third period, 6-2 win)

**Minnesota Won In Overtime:**  
March 11, 2000 vs. Colorado College (3-2)  
*Minnesota is 0-2-6 in overtime games since*

**Minnesota Lost In Overtime:**  
March 23, 2001 vs. Maine (5-4)

**Minnesota Tied In Overtime:**  
December 1, 2001 at St. Cloud State (2-2)

**Minnesota Scored 10 Goals Or More In A Game:**  
December 9, 2000 vs. Quinnipiac  
(11-2 Minnesota win)

**Opponent Scored 10 Goals Or More In A Game:**  
January 30, 1993 at Michigan Tech  
(10-2 Minnesota loss)

## Career Game Highs

**#1 Adam Hauser**  
Goals Allowed: 0 (8 times, last 10/26/01 vs. Colgate)  
Saves: 45 (12/1/01 at SCSU)  
Saves %: 1.000 (8 times, last 10/26/01 vs. Colgate)

**#3 Jordan Leopold**  
Goals: 2 (6 times, last 1/6/02 vs. UND)  
Assists: 3 (5 times, last 3/17/01 vs. CC)  
Points: 4 (2 times, 1/20/01 at Wis.)

**#5 Jon Waibel**  
Goals: 1 (5 times, last 1/12/02 at UW)  
Assists: 1 (9 times, last 12/8/01 at DU)  
Points: 2 (11/17/01 vs. UMD)

**#6 Judd Stevens**  
Goals: 1 (12/29/01 vs. Prov.)  
Assists: 2 (2 times, last 10/27/01 vs. Colgate)  
Points: 2 (3 times, last 12/29/01 vs. Prov.)

**#9 Johnny Pohl**  
Goals: 3 (1/15/00 vs. Denver)  
Assists: 5 (10/27/01 vs. Colgate)  
Points: 5 (10/27/01 vs. Colgate)

**#10 Paul Martin**  
Goals: 1 (9 times, last 1/19/02 at UAA)  
Assists: 3 (2 times, last 1/12/02 at UW)  
Points: 3 (2 times, last 1/12/02 at UW)

**#11 Erik Wendell**  
Goals: 2 (2/2/01 vs. MTU)  
Assists: 2 (10/5/01 at UND)  
Points: 2 (6 times, last 11/17/01 vs. UMD)

**#13 Keith Ballard**  
Goals: 2 (1/26/02 vs. Denver)  
Assists: 2 (2 times, last 11/17/01 vs. UMD)  
Points: 2 (2 times, last 11/17/01 vs. UMD)

**#15 Mike Erickson**  
Goals: 1 (10/5/01 at UND)  
Assists: 2 (10/26/01 vs. Colgate)  
Points: 2 (10/26/01 vs. Colgate)

**#16 Nick Anthony**  
Goals: 2 (10/26/01 vs. Colgate)  
Assists: 2 (2 times, last 3/9/01 vs. MTU)  
Points: 3 (2 times, last 3/9/01 vs. MTU)

**#17 Garrett Smaagaard**  
Goals: 1 (1/12/02 at UW)  
Assists: 1 (2 times, last 12/29/01 vs. Prov.)  
Points: 1 (2 times, last 12/29/01 vs. Prov.)

**#18 Grant Potulny**  
Goals: 3 (1/20/01 at Wis.)  
Assists: 2 (2/9/01 at MSU-M)  
Points: 3 (4 times, last 10/27/01 vs. Colgate)

**#19 Matt DeMarchi**  
Goals: 1 (4 times, last 11/23/01 at Mich.)  
Assists: 2 (2 times, last 2/16/01 vs. CC)  
Points: 2 (4 times, last 11/23/01 at Mich.)

**#20 Joey Martin**  
Goals: n/a  
Assists: 1 (4 times, last 1/5/02 vs. UND)  
Points: 1 (4 times, last 1/5/02 vs. UND)

**#21 Troy Riddle**  
Goals: 2 (4 times, last 10/26/01 vs. Colgate)  
Assists: 3 (1/20/01 at Wis.)  
Points: 3 (2 times, last 2/2/01 vs. MTU)

**#22 Jeff Taffe**  
Goals: 3 (11/23/01 at Michigan)  
Assists: 4 (2/18/00 at MTU)  
Points: 5 (10/19/01 vs. BSU)

**#23 Dan Welch**  
Goals: 2 (2/18/00 at MTU)  
Assists: 1 (9 times, last 1/26/01 vs. DU)  
Points: 2 (2/18/00 at MTU)

**#24 Matt Koalska**  
Goals: 2 (10/27/01 vs. Colgate)  
Assists: 3 (10/19/01 vs. BSU)  
Points: 4 (10/27/01 vs. Colgate)

**#25 Pat O'Leary**  
Goals: 2 (2 times, last 12/30/00 vs. LSSU)  
Assists: 1 (8 times, last 12/28/01 at FSU)  
Points: 2 (2 times, last 1/6/01 at UAA)

**#26 Nick Angell**  
Goals: 1 (8 times, last 11/16/01 vs. UMD)  
Assists: 3 (11/2/01 at MTU)  
Points: 3 (11/2/01 at MTU)

**#27 Barry Tallackson**  
Goals: 1 (9 times, last 1/18/02 vs. Denver)  
Assists: 1 (4 times, last 2/2/02 at UMD)  
Points: 2 (10/19/01 vs. BSU)

**#28 Brett MacKinnon**  
Goals: 1 (11/23/01 at MSU)  
Assists: 1 (2 times, last 12/29/01 vs. Prov.)  
Points: 1 (3 times, last 12/29/01 vs. Prov.)

**#29 Jake Fleming**  
Goals: 1 (2 times, last 11/17/01 vs. UMD)  
Assists: 1 (8 times, last 1/19/02 at UAA)  
Points: 1 (10 times, last 1/19/02 at UAA)

**#31 Travis Weber**  
Goals Allowed: 1 (3 times, last 1/6/02 vs. UND)  
Saves: 24 (12/29/01 vs. Prov.)  
Saves %: .960 (12/29/01 vs. Prov.)

**#33 Justin Johnson**  
Goals Allowed: 0 (10/27/01 vs. Colgate)  
Saves: 31 (11/10/01 vs. MSU-M)  
Saves %: 1.000 (10/27/01 vs. Colgate)

## Home vs. Away

| Home   | Record        | Away  |
|--------|---------------|-------|
| 12-3-0 |               | 7-3-4 |
| 4.9    | Goals For     | 4.0   |
| 1.8    | Goals Against | 3.4   |
| 34.9   | Power-Play    | 21.4  |
| 86.1   | Penalty Kill  | 81.9  |
| 39.7   | Shots For     | 34.7  |
| 23.5   | Shots Against | 30.1  |

## Series Comparison (WCHA)

| 1st Game | Record        | 2nd Game |
|----------|---------------|----------|
| 4-5-1    |               | 7-1-2    |
| 3.3      | Goals For     | 4.0      |
| 3.4      | Goals Against | 2.3      |
| 20.0     | Power-Play    | 26.5     |
| 84.0     | Penalty Kill  | 81.5     |
| 36.0     | Shots For     | 37.9     |
| 25.7     | Shots Against | 29.7     |

**CAREER GOALS – CURRENT PLAYERS**

|                   |    |
|-------------------|----|
| Johnny Pohl       | 59 |
| Jeff Taffe        | 46 |
| Jordan Leopold    | 41 |
| Grant Potulny     | 31 |
| Troy Riddle       | 27 |
| Erik Wendell      | 23 |
| Matt Koalska      | 17 |
| Pat O'Leary       | 14 |
| Nick Anthony      | 13 |
| Paul Martin       | 9  |
| Barry Tallackson  | 9  |
| Nick Angell       | 8  |
| Matt DeMarchi     | 6  |
| Dan Welch         | 6  |
| Keith Ballard     | 6  |
| Jon Waibel        | 5  |
| Jake Fleming      | 2  |
| Mike Erickson     | 1  |
| Brett MacKinnon   | 1  |
| Garrett Smaagaard | 1  |
| Judd Stevens      | 1  |

**CAREER ASSISTS – CURRENT PLAYERS**

|                   |     |
|-------------------|-----|
| Johnny Pohl       | 110 |
| Jordan Leopold    | 89  |
| Jeff Taffe        | 48  |
| Paul Martin       | 43  |
| Matt Koalska      | 31  |
| Troy Riddle       | 28  |
| Nick Angell       | 26  |
| Grant Potulny     | 25  |
| Nick Anthony      | 19  |
| Matt DeMarchi     | 19  |
| Erik Wendell      | 19  |
| Judd Stevens      | 12  |
| Jon Waibel        | 10  |
| Keith Ballard     | 10  |
| Pat O'Leary       | 9   |
| Dan Welch         | 9   |
| Jake Fleming      | 8   |
| Joey Martin       | 5   |
| Barry Tallackson  | 4   |
| Mike Erickson     | 2   |
| Adam Hauser       | 2   |
| Garrett Smaagaard | 2   |
| Brett MacKinnon   | 2   |

**CAREER POINTS – CURRENT PLAYERS**

|                   |     |
|-------------------|-----|
| Johnny Pohl       | 169 |
| Jordan Leopold    | 130 |
| Jeff Taffe        | 92  |
| Grant Potulny     | 56  |
| Troy Riddle       | 55  |
| Paul Martin       | 52  |
| Matt Koalska      | 48  |
| Erik Wendell      | 42  |
| Nick Angell       | 34  |
| Nick Anthony      | 32  |
| Matt DeMarchi     | 25  |
| Pat O'Leary       | 23  |
| Keith Ballard     | 16  |
| Jon Waibel        | 15  |
| Dan Welch         | 15  |
| Judd Stevens      | 13  |
| Barry Tallackson  | 13  |
| Jake Fleming      | 10  |
| Joey Martin       | 5   |
| Mike Erickson     | 3   |
| Brett MacKinnon   | 3   |
| Garrett Smaagaard | 3   |
| Adam Hauser       | 2   |

**CAREER GAMES – CURRENT PLAYERS**

|                   |     |
|-------------------|-----|
| Johnny Pohl       | 150 |
| Jordan Leopold    | 149 |
| Nick Angell       | 141 |
| Adam Hauser       | 138 |
| Erik Wendell      | 135 |
| Jeff Taffe        | 105 |
| Pat O'Leary       | 105 |
| Matt DeMarchi     | 99  |
| Nick Anthony      | 82  |
| Matt Koalska      | 71  |
| Jon Waibel        | 71  |
| Grant Potulny     | 70  |
| Paul Martin       | 67  |
| Troy Riddle       | 67  |
| Dan Welch         | 41  |
| Judd Stevens      | 29  |
| Barry Tallackson  | 29  |
| Jake Fleming      | 28  |
| Joey Martin       | 26  |
| Keith Ballard     | 26  |
| Garrett Smaagaard | 19  |
| Brett MacKinnon   | 17  |
| Mike Erickson     | 9   |
| Chad Roberg       | 9   |
| Travis Weber      | 9   |
| Justin Johnson    | 3   |

**2001-02 WCHA Standings/Schedule**

| Team (Overall Record, win %)     | GP | W  | L  | T | Pts | GF | GA | GDif |
|----------------------------------|----|----|----|---|-----|----|----|------|
| Denver (23-5-0, .821)            | 20 | 16 | 4  | 0 | 32  | 81 | 42 | +39  |
| St. Cloud State (22-5-2, .793)   | 20 | 14 | 4  | 2 | 30  | 88 | 41 | +47  |
| Colorado College (18-8-2, .679)  | 20 | 12 | 7  | 1 | 25  | 62 | 51 | +11  |
| Minnesota (19-6-4, .724)         | 20 | 11 | 6  | 3 | 25  | 73 | 57 | +16  |
| Wisconsin (12-13-3, .482)        | 20 | 10 | 8  | 2 | 22  | 65 | 59 | +6   |
| MSU, Mankato (13-14-1, .482)     | 22 | 9  | 12 | 1 | 19  | 62 | 82 | -20  |
| Alaska Anchorage (8-13-5, .404)  | 22 | 7  | 11 | 4 | 18  | 63 | 76 | -13  |
| North Dakota (12-13-2, .481)     | 20 | 7  | 11 | 2 | 16  | 66 | 74 | -8   |
| Minnesota-Duluth (11-18-1, .383) | 20 | 4  | 15 | 1 | 9   | 50 | 83 | -33  |
| Michigan Tech (7-19-2, .286)     | 20 | 3  | 15 | 2 | 8   | 47 | 92 | -45  |

**2001-02 Season Highs/Lows**

**Team**

|   |   |
|---|---|
| <b>MOST GOALS/GAME</b>                    | (9) 10/27 vs. Colgate   |
| <b>LEAST GOALS/GAME</b>                   | (1) 1/25 vs. Denver   |
| <b>MOST ASSISTS/GAME</b>                  | (14) 10/27 vs. Colgate  |
| <b>LEAST ASSISTS/GAME</b>                 | (2) 1/25 vs. Denver   |
| <b>MOST GOALS AGAINST/GAME</b>            | (8) 1/11 at Wisconsin   |
| <b>LEAST GOALS AGAINST/GAME</b>           | (0) two times, last 10/27 vs. Colgate                                 |
| <b>MOST ASSISTS AGAINST/GAME</b>          | (11) 1/11 at Wisconsin  |
| <b>LEAST ASSISTS AGAINST/GAME</b>         | (0) two times, last 10/27 vs. Colgate                                 |
| <b>MOST GOALS/PERIOD</b>                  | (5) 11/2 at Michigan Tech - second period                             |
| <b>MOST GOALS AGAINST/PERIOD</b>          | (4) four times, last 2/1 vs. UMD - second period                      |
| <b>MOST POWER PLAY GOALS/GAME</b>         | (5) 10/19 vs. BSU   |
| <b>MOST POWER PLAY GOALS ALLOWED/GAME</b> | (3) two times, last 2/1 at UMD  |
| <b>MOST SHOTS ON GOAL/GAME</b>            | (53) 1/11 at Wisconsin  |
| <b>LEAST SHOTS ON GOAL/GAME</b>           | (23) two times, last 1/18 at Alaska Anchorage                         |
| <b>MOST SHOTS AGAINST/GAME</b>            | (47) 12/1 at SCSU   |
| <b>LEAST SHOTS AGAINST/GAME</b>           | (18) 10/26 vs. Colgate  |
| <b>MOST SHOTS ON GOAL/PERIOD</b>          | (22) 10/20 vs. BSU - first period                                     |
| <b>MOST SHOTS AGAINST/PERIOD</b>          | (19) 12/1 at SCSU - second period                                     |
| <b>MOST PENALTIES/GAME</b>                | (15) 1/26 vs. Denver  |
| <b>LEAST PENALTIES/GAME</b>               | (3) three times, last 1/25 vs. Denver                                 |
| <b>MOST PIM/GAME</b>                      | (48) 1/11 at Wisconsin  |
| <b>LEAST PIM/GAME</b>                     | (6) three times, last 1/25 vs. Denver                                 |
| <b>MOST OPP. PENALTIES/GAME</b>           | (14) 1/26 vs. Denver  |
| <b>LEAST OPP. PENALTIES/GAME</b>          | (4) 11/23 at Michigan   |
| <b>MOST OPP. PIM/GAME</b>                 | (28) 1/26 vs. Denver  |
| <b>LEAST OPP. PIM/GAME</b>                | (8) 11/23 at Michigan   |
| <b>QUICKEST TWO GOALS</b>                 | (0:09) 11/2 at Michigan Tech – second period (Anthony, Wendell)       |
| <b>QUICKEST THREE GOALS</b>               | (2:23) 11/2 at Michigan Tech – second period (Pohl, P. Martin, Taffe) |

**Individual**

|                           |  |
|---------------------------|--|
| <b>GOALS/GAME</b>         | (3) Jeff Taffe, 11/23 at Michigan                              |
| <b>GOALS/PERIOD</b>       | (2) four times, last Jordan Leopold, 1/6 vs. UMD               |
| <b>ASSISTS/GAME</b>       | (5) Johnny Pohl, 10/27 vs. Colgate                             |
| <b>ASSISTS/PERIOD</b>     | (2) nine times, last Jordan Leopold, 2/2 at UMD - third period |
| <b>POINTS/GAME</b>        | (5) two times, last Johnny Pohl, 10/27 vs. Colgate             |
| <b>POINTS/PERIOD</b>      | (3) Grant Potulny, 10/27 vs. Colgate                           |
| <b>PENALTIES/GAME</b>     | (4) three times, last Matt DeMarchi, 1/18 at UAA               |
| <b>PIM/GAME</b>           | (19) Jeff Taffe, 11/17 vs. UMD                                 |
| <b>SHOTS ON GOAL/GAME</b> | (11) Jordan Leopold, 11/3 at Michigan Tech                     |
| <b>SAVES/GAME</b>         | (45) Adam Hauser, 12/1 at SCSU                                 |

**WCHA Home Records**

| Team             | Record        | Team             | Record        |
|------------------|---------------|------------------|---------------|
| Denver           | 11-2-0 (.846) | Wisconsin        | 8-6-2 (.563)  |
| St. Cloud State  | 12-2-1 (.833) | Michigan Tech    | 5-6-2 (.462)  |
| Colorado College | 13-3-0 (.813) | MSU, Mankato     | 6-7-1 (.464)  |
| Minnesota        | 12-3-0 (.800) | Minnesota-Duluth | 8-10-0 (.444) |
| Alaska Anchorage | 5-3-4 (.583)  | North Dakota     | 4-6-1 (.409)  |

## Hauser Watch

### VICTORIES

| Rk. | Player       | Wins | Years        |
|-----|--------------|------|--------------|
| 1.  | Robb Stauber | 73   | 1986-89      |
| 2.  | Adam Hauser  | 71   | 1998-present |

### GAMES PLAYED

| Rk. | Player       | GP  | Years        |
|-----|--------------|-----|--------------|
| 1.  | Adam Hauser  | 138 | 1998-present |
| 2.  | Robb Stauber | 98  | 1986-89      |
| 3.  | Three tied   | 96  |              |

### MINUTES PLAYED

| Rk. | Player       | MP    | Years        |
|-----|--------------|-------|--------------|
| 1.  | Adam Hauser  | 8,036 | 1998-present |
| 2.  | Robb Stauber | 5,717 | 1986-89      |
| 3.  | Steve DeBus  | 5,490 | 1995-98      |

### SAVES

| Rk. | Player         | Saves | Years        |
|-----|----------------|-------|--------------|
| 1.  | Adam Hauser    | 3,430 | 1998-present |
| 2.  | Steve Janaszak | 2,639 | 1975-79      |
| 3.  | Robb Stauber   | 2,553 | 1986-89      |

### SAVE PERCENTAGE

| Rk. | Player           | SV % | Years        |
|-----|------------------|------|--------------|
| 1.  | Jim Mattson      | .906 | 1951-54      |
|     | Robb Stauber     | .906 | 1986-89      |
| 3.  | Murray McLachlin | .902 | 1967-70      |
| 4.  | Adam Hauser      | .897 | 1998-present |

### GOALS-AGAINST-AVERAGE

| Rk. | Player       | GAA  | Years        |
|-----|--------------|------|--------------|
| 1.  | Jim Mattson  | 2.48 | 1951-54      |
| 2.  | Robb Stauber | 2.77 | 1986-89      |
| 3.  | Adam Hauser  | 2.93 | 1998-present |

## WCHA Recordbook

### GAMES PLAYED - OVERALL

| Rk. | Player               | GP  | Years        |
|-----|----------------------|-----|--------------|
| 1.  | Graham Melanson (UW) | 140 | 1997-2001    |
| 2.  | Adam Hauser          | 138 | 1998-present |

### MINUTES PLAYED - OVERALL

| Rk. | Player          | MP    | Years        |
|-----|-----------------|-------|--------------|
| 1.  | Graham Melanson | 8,179 | 1997-2001    |
| 2.  | Adam Hauser     | 8,036 | 1998-present |

### SAVES - OVERALL

| Rk. | Player               | SV    | Years        |
|-----|----------------------|-------|--------------|
| 1.  | Robbie Moore (Mich.) | 4,434 | 1973-76      |
|     | Adam Hauser          | 3,430 | 1998-present |

### SAVES - WCHA ONLY

| Rk. | Player               | SV    | Years        |
|-----|----------------------|-------|--------------|
| 1.  | Robbie Moore (Mich.) | 3,665 | 1973-76      |
|     | Adam Hauser          | 2,396 | 1998-present |

### SHUTOUTS - OVERALL

| Rk. | Player             | SO | Years        |
|-----|--------------------|----|--------------|
| 1.  | Karl Gohring (UND) | 15 | 1997-2001    |
| 7E. | Adam Hauser        | 8  | 1998-present |

## Multiple-Point Games (season/career)

| Player (Games)         | Last Time                           | Record        |
|------------------------|-------------------------------------|---------------|
| Johnny Pohl (16/49)    | 2/2/02 at UMD (1g, 1a)              | 13-1-2/37-9-3 |
| Jeff Taffe (12/24)     | 1/26/02 vs. DU (1g, 1a)             | 11-1-0/19-4-1 |
| Paul Martin (10/16)    | 1/19/02 at UAA (1g, 1a)             | 8-0-1/13-1-1  |
| Jordan Leopold (8/28)  | 2/2/02 at UMD (2a)                  | 6-1-1/17-8-3  |
| Troy Riddle (6/14)     | 1/19/02 at UAA (1g, 1a)             | 6-0-0/14-0-0  |
| Matt Koalska (6/13)    | 1/26/02 vs. DU (2a)                 | 5-1-0/12-1-0  |
| Grant Potulny (3/13)   | 1/5/02 vs. UND (1g, 1a)             | 1-2-0/9-3-1   |
| Erik Wendell (3/6)     | 12/29/01 vs. Providence (1g, 1a)    | 3-0-0/6-0-0   |
| Judd Stevens (3/3)     | 12/29/01 vs. Providence (1g, 1a)    | 3-0-0/3-0-0   |
| Keith Ballard (3/3)    | 1/26/02 vs. DU (2g)                 | 3-0-0/3-0-0   |
| Nick Anthony (2/7)     | 11/2/01 at MTU (1g, 1a)             | 2-0-0/7-0-0   |
| Nick Angell (1/4)      | 11/2/01 at MTU (3a)                 | 1-0-0/3-1-0   |
| Barry Tallackson (1/1) | 10/19/01 vs. Bemidji State (1g, 1a) | 1-0-0/1-0-0   |
| Mike Erickson (1/1)    | 10/26/01 vs. Colgate (2a)           | 1-0-0/1-0-0   |
| Jon Waibel (1/1)       | 11/17/01 vs. UMD (1g, 1a)           | 1-0-0/1-0-0   |
| Pat O'Leary (0/3)      | 1/6/01 at UAA (1g, 1a)              | 0-0-0/3-0-0   |
| Matt DeMarchi (0/3)    | 2/16/01 vs. C.C. (2a)               | 0-0-0/3-0-0   |
| Dan Welch (0/1)        | 2/18/00 at MTU (2g)                 | 1-0-0/1-0-0   |

## Multiple-Goal Games (season/career)

| Player (Games)       | Last Time                    | Record       |
|----------------------|------------------------------|--------------|
| Jeff Taffe (6/7)     | 1/19/02 at UAA (2g)          | 6-0-0/6-1-0  |
| Johnny Pohl (4/10)   | 12/29/01 vs. Providence (2g) | 4-0-0/10-0-0 |
| Jordan Leopold (3/6) | 1/6/02 vs. UND (2g)          | 3-0-0/4-2-0  |
| Troy Riddle (2/4)    | 10/26/01 vs. Colgate (2g)    | 2-0-0/4-0-0  |
| Grant Potulny (1/4)  | 10/27/01 vs. Colgate (2g)    | 1-0-0/4-0-0  |
| Nick Anthony (1/1)   | 10/26/01 vs. Colgate (2g)    | 1-0-0/1-0-0  |
| Matt Koalska (1/1)   | 10/27/01 vs. Colgate (2g)    | 1-0-0/1-0-0  |
| Keith Ballard (1/1)  | 1/26/01 vs. Denver (2g)      | 1-0-0/1-0-0  |
| Pat O'Leary (0/2)    | 12/30/00 vs. LSSU (2g)       | 0-0-0/2-0-0  |
| Dan Welch (0/1)      | 2/18/00 at MTU (2g)          | 0-0-0/1-0-0  |
| Erik Wendell (0/1)   | 2/2/01 at MTU (2g)           | 0-0-0/1-0-0  |

## Leopold Watch

### POINTS BY A DEFENSESMAN

|    |                 |     |         |
|----|-----------------|-----|---------|
| 1. | Todd Richards   | 158 | 1985-89 |
| 3. | Travis Richards | 133 | 1989-93 |
| 4. | Jordan Leopold  | 130 | 1998-   |

### GOALS BY A DEFENSESMAN

|    |                |    |       |
|----|----------------|----|-------|
| 1. | Jordan Leopold | 41 | 1998- |
|----|----------------|----|-------|

### ASSISTS BY A DEFENSESMAN

|    |                |     |         |
|----|----------------|-----|---------|
| 1. | Todd Richards  | 128 | 1985-89 |
| 5. | Gary Shopek    | 93  | 1983-87 |
| 6. | Jordan Leopold | 89  | 1998-   |

### WCHA RECORD (OVERALL) - GOALS BY A DEFENSESMAN

|    |                   |    |         |
|----|-------------------|----|---------|
| 1. | Doug Lidster (CC) | 56 | 1979-83 |
| 7. | Tim Thomas (UW)   | 41 | 1981-86 |
|    | Jordan Leopold    | 41 | 1998-   |

## Pohl Watch

### POINTS

|     |               |     |         |
|-----|---------------|-----|---------|
| 1.  | John Mayasich | 298 | 1951-55 |
| 12. | Aaron Broten  | 178 | 1979-81 |
| 13. | Johnny Pohl   | 169 | 1998-   |

### ASSISTS

|     |              |     |         |
|-----|--------------|-----|---------|
| 1.  | Larry Olimb  | 159 | 1988-92 |
| 11. | Tom Vannelli | 111 | 1973-77 |
| 12. | Johnny Pohl  | 110 | 1998-   |

## 2001-02 Goal Breakdown

| Player            | Unassisted | Even Strength | 1st 5 Minutes |
|-------------------|------------|---------------|---------------|
| Nick Anthony      | 1          | 3             | 0             |
| Keith Ballard     | 1          | 4             | 2             |
| Matt DeMarchi     | 0          | 1             | 0             |
| Mike Erickson     | 0          | 1             | 0             |
| Matt Koalska      | 0          | 5             | 0             |
| Jordan Leopold    | 1          | 8             | 0             |
| Brett MacKinnon   | 0          | 1             | 0             |
| Paul Martin       | 1          | 4             | 0             |
| Pat O'Leary       | 0          | 3             | 0             |
| John Pohl         | 0          | 5             | 1             |
| Grant Potulny     | 0          | 5             | 1             |
| Troy Riddle       | 2          | 5             | 1             |
| Garrett Smaagaard | 0          | 1             | 0             |
| Judd Stevens      | 0          | 1             | 0             |
| Jeff Taffe        | 0          | 13            | 1             |
| Barry Tallackson  | 0          | 7             | 2             |
| Jon Waibel        | 0          | 4             | 0             |
| Erik Wendell      | 0          | 4             | 1             |

## 2001-02 vs. Ranked Teams...

| Player           | Totals                                   |
|------------------|--|
| Jeff Taffe       | 6-4--10                                  |
| Paul Martin      | 1-8--9                                   |
| Johnny Pohl      | 1-8--9                                   |
| Keith Ballard    | 3-4--7                                   |
| Matt Koalska     | 2-5--7                                   |
| Jordan Leopold   | 5-1--6                                   |
| Grant Potulny    | 2-4--6                                   |
| Troy Riddle      | 1-4--5                                   |
| Barry Tallackson | 3-1--4                                   |
| Erik Wendell     | 3-1--4                                   |
| Matt DeMarchi    | 1-2--3                                   |
| Pat O'Leary      | 1-1--2                                   |
| Jon Waibel       | 1-1--2                                   |
| Jake Fleming     | 0-2--2                                   |
| Judd Stevens     | 0-2--2                                   |
| Mike Erickson    | 1-0--1                                   |
| Nick Anthony     | 0-1--1                                   |
| Dan Welch        | 0-1--1                                   |
| Total - 9 Games  | <i>(opponent ranked at time of game)</i> |

## Game-Winning Goals/Assists

| Player            | Career GWGs | Career Assists on GWGs |
|-------------------|-------------|------------------------|
| Jeff Taffe        | 12 (3)      | 4                      |
| Grant Potulny     | 6 (0)       | 4                      |
| Jordan Leopold    | 5 (2)       | 12                     |
| Johnny Pohl       | 4 (0)       | 19                     |
| Dan Welch         | 4 (0)       | 0                      |
| Erik Wendell      | 3 (1)       | 2                      |
| Nick Angell       | 2 (0)       | 3                      |
| Keith Ballard     | 2 (0)       | 3                      |
| Matt Koalska      | 2 (0)       | 5                      |
| Pat O'Leary       | 2 (1)       | 1                      |
| Troy Riddle       | 2 (0)       | 0                      |
| Nick Anthony      | 1 (0)       | 2                      |
| Jon Waibel        | 1 (0)       | 1                      |
| Barry Tallackson  | 1 (0)       | 0                      |
| Garrett Smaagaard | 1 (0)       | 2                      |
| Matt DeMarchi     | 0 (0)       | 4                      |
| Joey Martin       | 0 (0)       | 2                      |
| Paul Martin       | 0 (0)       | 9                      |
| Troy Riddle       | 0 (0)       | 9                      |
| Judd Stevens      | 0 (0)       | 1                      |

*(GWGs in one-goal games in parenthesis)*

## 2001-02 Power-Play Points

| Player           | Totals    |
|------------------|-----------|
| Johnny Pohl      | 10-17--27 |
| Jeff Taffe       | 11-11--22 |
| Jordan Leopold   | 8-11--19  |
| Paul Martin      | 2-16--18  |
| Matt Koalska     | 1-9--10   |
| Grant Potulny    | 4-6--10   |
| Erik Wendell     | 3-4--7    |
| Keith Ballard    | 1-5--6    |
| Troy Riddle      | 3-3--6    |
| Barry Tallackson | 2-1--3    |
| Judd Stevens     | 0-3--3    |
| Adam Hauser      | 0-1--1    |

## Career Goalie Record When...

### Minnesota Scores 3 or more:

|                |          |
|----------------|----------|
| Adam Hauser    | 65-22-10 |
| Travis Weber   | 4-0-0    |
| Justin Johnson | 2-0-0    |

### Minnesota Scores 2 or less:

|                |        |
|----------------|--------|
| Adam Hauser    | 6-27-6 |
| Travis Weber   | 1-1-0  |
| Justin Johnson | 0-0-0  |

### Opponent Scores 3 or more:

|                |          |
|----------------|----------|
| Adam Hauser    | 15-48-10 |
| Travis Weber   | 1-1-0    |
| Justin Johnson | 0-0-0    |

### Opponent Scores 2 or less:

|                |        |
|----------------|--------|
| Adam Hauser    | 56-1-6 |
| Travis Weber   | 4-0-0  |
| Justin Johnson | 2-0-0  |

## Career 3+ Point Games

| Player         | 3pts | 4pts | 5pts | Total |
|----------------|------|------|------|-------|
| Johnny Pohl    | 13   | 3    | 1    | 17    |
| Jordan Leopold | 8    | 2    | 0    | 10    |
| Jeff Taffe     | 7    | 2    | 1    | 10    |
| Grant Potulny  | 4    | 0    | 0    | 4     |
| Troy Riddle    | 3    | 0    | 0    | 3     |
| Matt Koalska   | 2    | 1    | 0    | 3     |
| Paul Martin    | 2    | 0    | 0    | 2     |
| Nick Anthony   | 2    | 0    | 0    | 2     |
| Nick Angell    | 1    | 0    | 0    | 1     |

## Goal Breakdown

|                              | MN | OPP |
|------------------------------|----|-----|
| 5-on-5                       | 67 | 43  |
| 5-on-4                       | 41 | 20  |
| 6-on-5                       | 3  | 0   |
| 4-on-5                       | 10 | 5   |
| 4-on-4                       | 4  | 3   |
| 5-on-3                       | 3  | 2   |
| 4-on-3                       | 1  | 0   |
| Power Play                   | 45 | 23  |
| Shorthanded                  | 10 | 5   |
| Empty Net                    | 2  | 1   |
| First Minute of Game         | 2  | 0   |
| First 2 Minutes of Game      | 4  | 0   |
| First 5 Minutes of Game      | 8  | 4   |
| First 10 Minutes of Game     | 18 | 10  |
| First Goal of Game           | 12 | 17  |
| First Minute of Period       | 7  | 2   |
| Last Minute of Period        | 7  | 3   |
| Last Minute of Game          | 5  | 2   |
| Last 5 Minutes of Game       | 10 | 5   |
| To Tie Game - Last 5 Minutes | 2  | 1   |
| To Win Game - Last 5 Minutes | 1  | 1   |
| Unassisted                   | 11 | 6   |
| One Assist                   | 34 | 21  |
| Two Assists                  | 84 | 46  |
| Home                         | 73 | 27  |
| Road                         | 51 | 45  |
| Neutral                      | 0  | 0   |
| Overtime                     | 0  | 0   |

### GOAL SCORED AFTER OPPONENTS' GOAL

|                       | MN | OPP |
|-----------------------|----|-----|
| Less Than One Minute  | 3  | 1   |
| One To Three Minutes  | 10 | 2   |
| Three To Five Minutes | 9  | 2   |

## Record When Having a Point

| Player            | No. of Games | Record        |
|-------------------|--------------|---------------|
| Johnny Pohl       | 25 of 29     | 19-3-3 (.820) |
| Jordan Leopold    | 23 of 29     | 15-5-3 (.717) |
| Jeff Taffe        | 21 of 28     | 16-3-2 (.810) |
| Paul Martin       | 19 of 29     | 14-2-3 (.817) |
| Grant Potulny     | 19 of 28     | 12-4-3 (.710) |
| Troy Riddle       | 18 of 29     | 13-3-2 (.778) |
| Matt Koalska      | 15 of 29     | 10-3-2 (.733) |
| Keith Ballard     | 13 of 26     | 11-1-1 (.885) |
| Erik Wendell      | 12 of 29     | 11-0-1 (.958) |
| Barry Tallackson  | 12 of 29     | 7-2-3 (.708)  |
| Judd Stevens      | 10 of 29     | 6-2-2 (.700)  |
| Jake Fleming      | 10 of 28     | 5-1-4 (.700)  |
| Jon Waibel        | 6 of 29      | 3-2-1 (.583)  |
| Nick Anthony      | 5 of 14      | 5-0-0 (1.00)  |
| Nick Angell       | 5 of 29      | 4-1-0 (.800)  |
| Pat O'Leary       | 4 of 25      | 3-1-1 (.700)  |
| Matt DeMarchi     | 4 of 21      | 3-1-0 (.750)  |
| Joey Martin       | 4 of 8       | 3-1-0 (.667)  |
| Garrett Smaagaard | 3 of 18      | 3-0-0 (1.00)  |
| Brett MacKinnon   | 3 of 17      | 2-0-1 (.833)  |
| Miike Erickson    | 2 of 9       | 2-0-0 (1.00)  |

## A Comparison...

| Players        | Totals                | Diff. |
|----------------|-----------------------|-------|
| Paul Martin    | 6-26--32 (2-8--10)    | +22   |
| Johnny Pohl    | 15-33--48 (13-17--30) | +18   |
| Erik Wendell   | 7-8--15 (4-1--5)      | +10   |
| Jeff Taffe     | 24-15--39 (10-20--30) | +9    |
| Matt Koalska   | 7-17--24 (9-10--19)   | +5    |
| Troy Riddle    | 11-14--25 (11-11--22) | +3    |
| Jon Waibel     | 4-3--7 (0-5--5)       | +2    |
| Nick Angell    | 1-7--8 (2-5--7)       | +1    |
| Jordan Leopold | 16-18--34 (9-26--35)  | -1    |
| Grant Potulny  | 9-14--23 (16-8--24)   | -1    |
| Pat O'Leary    | 3-2--5 (4-4--8)       | -3    |
| Matt DeMarchi  | 1-4--5 (3-6--9)       | -4    |
| Nick Anthony   | 4-3--7 (3-8--11)      | -4    |

(2000-01 totals in parenthesis)

## 2001-02 Month-By-Month

| Month         | Home          | Away         | WCHA          | Overall       |
|---------------|---------------|--------------|---------------|---------------|
| October       | 4-0-0         | 1-0-0        | 0-0-0         | 5-0-0         |
| November      | 4-1-0         | 2-0-2        | 5-1-1         | 6-1-2         |
| December      | 2-0-0         | 1-1-1        | 1-1-1         | 3-1-1         |
| January       | 2-2-0         | 2-1-1        | 4-3-1         | 4-3-1         |
| February      | 0-0-0         | 1-1-0        | 1-1-0         | 1-1-0         |
| March         | 0-0-0         | 0-0-0        | 0-0-0         | 0-0-0         |
| <b>Totals</b> | <b>12-3-0</b> | <b>7-3-4</b> | <b>11-6-3</b> | <b>19-6-4</b> |

| Month             | GF         | GA         | PP          | PK          |
|-------------------|------------|------------|-------------|-------------|
| October (5 games) | 7.6        | 1.6        | 50.0        | 90.9        |
| November (9)      | 4.7        | 2.9        | 31.5        | 75.5        |
| December (5)      | 3.2        | 2.0        | 18.2        | 92.6        |
| January (6)       | 3.6        | 3.0        | 22.0        | 88.9        |
| February (2)      | 2.0        | 3.0        | 8.3         | 66.7        |
| March             |            |            |             |             |
| <b>Totals</b>     | <b>4.4</b> | <b>2.6</b> | <b>28.8</b> | <b>84.0</b> |

## Scoring Breakdown (By Period)

| Player            | 1st      | 2nd      | 3rd      | Total     |
|-------------------|----------|----------|----------|-----------|
| Nick Angell       | 0-4--4   | 1-2--3   | 0-1--1   | 1-7--8    |
| Nick Anthony      | 0-0--0   | 3-2--5   | 1-1--2   | 4-3--7    |
| Keith Ballard     | 2-2--4   | 2-3--5   | 2-5--7   | 6-10--16  |
| Matt DeMarchi     | 0-2--2   | 0-2--2   | 1-0--1   | 1-4--5    |
| Mike Erickson     | 1-0--1   | 0-1--1   | 0-1--1   | 1-2--3    |
| Jake Fleming      | 1-3--4   | 0-2--2   | 1-3--4   | 2-8--10   |
| Matt Koalska      | 3-3--6   | 2-11--13 | 2-3--5   | 7-17--24  |
| Jordan Leopold    | 3-6--9   | 6-4--10  | 7-8--15  | 16-18--34 |
| Brett MacKinnon   | 1-0--1   | 0-0--0   | 0-2--2   | 1-2--3    |
| Joey Martin       | 0-0--0   | 0-1--1   | 0-2--2   | 0-3--3    |
| Paul Martin       | 3-9--12  | 1-6--7   | 2-10--12 | 6-26--32  |
| Pat O'Leary       | 0-1--1   | 2-1--3   | 1-0--1   | 3-2--5    |
| Johnny Pohl       | 2-11--13 | 5-6--11  | 8-16--24 | 15-33--48 |
| Grant Potulny     | 5-8--13  | 2-2--4   | 2-4--6   | 9-14--23  |
| Troy Riddle       | 4-5--9   | 3-6--9   | 4-3--7   | 11-14--25 |
| Garrett Smaagaard | 0-2--2   | 1-0--1   | 0-0--0   | 1-2--3    |
| Judd Stevens      | 0-5--5   | 0-4--4   | 1-3--4   | 1-12--13  |
| Jeff Taffe        | 10-7--17 | 6-2--8   | 8-6--14  | 24-15--39 |
| Barry Tallackson  | 4-1--5   | 1-3--4   | 4-0--4   | 9-4--13   |
| Jon Waibel        | 2-1--3   | 1-2--3   | 1-0--1   | 4-3--7    |
| Dan Welch         | 0-0--0   | 0-0--0   | 0-1--1   | 0-1--1    |
| Erik Wendell      | 3-3--6   | 3-5--8   | 1-0--1   | 7-8--15   |

## Month-By-Month

| No. | Player            | Oct.              | Nov.               | Dec.              | Jan.              | Feb.              | March | Total              |
|-----|-------------------|-------------------|--------------------|-------------------|-------------------|-------------------|-------|--------------------|
| 1   | Adam Hauser       | 2-0-0, 2.14, .891 | 5-0-2, 2.27, .909  | 2-1-1, 2.22, .933 | 1-3-1, 3.39, 874  | 1-0-0, 1.32, .959 |       | 11-6-4, 2.44, .910 |
| 3   | Jordan Leopold    | 4-4--8 (5)        | 6-5--11 (9)        | 1-2--3 (5)        | 4-5--9 (8)        | 1-2--3 (2)        |       | 16-18--34 (29)     |
| 5   | Jon Waibel        | 1-0--1 (5)        | 1-2--3 (9)         | 0-1--1 (5)        | 2-0--2 (8)        | 0-0--0 (2)        |       | 4-3--7 (29)        |
| 6   | Judd Stevens      | 0-4--4 (5)        | 0-4--4 (9)         | 1-2--3 (5)        | 0-2--2 (8)        | 0-0--0 (2)        |       | 1-12--13 (29)      |
| 9   | Johnny Pohl       | 4-9--13 (5)       | 5-9--14 (9)        | 2-5--7 (5)        | 3-9--12 (8)       | 1-1--1 (2)        |       | 15-33--48 (29)     |
| 10  | Paul Martin       | 2-8--10 (5)       | 1-7--8 (9)         | 2-3--5 (5)        | 1-8--9 (8)        | 0-0--0 (2)        |       | 6-26--32 (29)      |
| 11  | Erik Wendell      | 1-4--5 (5)        | 3-1--4 (9)         | 2-1--3 (5)        | 1-2--3 (8)        | 0-0--0 (2)        |       | 7-8--15 (29)       |
| 13  | Keith Ballard     | 2-4--6 (5)        | 2-4--6 (9)         | 0-1--1 (3)        | 2-1--3 (7)        | 0-0--0 (2)        |       | 6-10--16 (26)      |
| 14  | Chad Roberg       | 0-0--0 (0)        | 0-0--0 (0)         | 0-0--0 (1)        | 0-0--0 (1)        | 0-0--0 (0)        |       | 0-0--0 (2)         |
| 15  | Mike Erickson     | 1-2--3 (4)        | 0-0--0 (5)         | 0-0--0 (0)        | 0-0--0 (0)        | 0-0--0 (0)        |       | 1-2--3 (9)         |
| 16  | Nick Anthony      | 2-2--4 (5)        | 2-1--3 (7)         | 0-0--0 (3)        | 0-0--0 (0)        | 0-0--0 (0)        |       | 4-3--7 (14)        |
| 17  | Garrett Smaagaard | 0-1--1 (3)        | 0-0--0 (6)         | 0-1--1 (2)        | 1-0--1 (7)        | 0-0--0 (0)        |       | 1-2--3 (18)        |
| 18  | Grant Potulny     | 2-2--4 (4)        | 3-5--8 (9)         | 1-1--2 (5)        | 3-5--8 (8)        | 0-1--1 (2)        |       | 9-14--23 (28)      |
| 19  | Matt DeMarchi     | 0-0--0 (1)        | 1-2--3 (6)         | 0-2--2 (5)        | 0-0--0 (7)        | 0-0--0 (2)        |       | 1-4--5 (21)        |
| 20  | Joey Martin       | 0-1--1 (2)        | 0-0--0 (0)         | 0-1--1 (3)        | 0-2--2 (3)        | 0-0--0 (0)        |       | 0-3--3 (8)         |
| 21  | Troy Riddle       | 5-3--8 (5)        | 2-5--7 (9)         | 1-1--2 (5)        | 3-4--7 (8)        | 0-1--1 (2)        |       | 11-14--25 (29)     |
| 22  | Jeff Taffe        | 6-5--11 (5)       | 7-5--12 (9)        | 3-2--5 (5)        | 6-3--9 (7)        | 2-0--2 (2)        |       | 24-15--39 (29)     |
| 23. | Dan Welch         | -----             | -----              | -----             | 0-1--1 (2)        | 0-0--0 (2)        |       | 0-1--1 (4)         |
| 24  | Matt Koalska      | 4-6--10 (5)       | 2-5--7 (9)         | 1-1--2 (5)        | 0-4--4 (8)        | 0-1--1 (2)        |       | 7-17--24 (29)      |
| 25  | Pat O'Leary       | 2-0--2 (4)        | 0-1--1 (8)         | 0-1--1 (4)        | 1-0--1 (7)        | 0-0--0 (2)        |       | 3-2--5 (25)        |
| 26  | Nick Angell       | 0-3--3 (5)        | 1-3--4 (9)         | 0-0--0 (5)        | 0-1--1 (8)        | 0-0--0 (2)        |       | 1-7--8 (29)        |
| 27  | Barry Tallackson  | 2-2--4 (5)        | 3-0--3 (9)         | 2-0--2 (5)        | 2-1--3 (8)        | 0-1--1 (2)        |       | 9-4--13 (29)       |
| 28  | Brett MacKinnon   | 0-1--1 (1)        | 0-0--0 (1)         | 0-1--1 (5)        | 0-0--0 (5)        | 0-0--0 (2)        |       | 1-2--3 (16)        |
| 29  | Jake Fleming      | 0-1--1 (4)        | 2-1--3 (9)         | 0-3--3 (5)        | 0-3--3 (8)        | 0-0--0 (2)        |       | 2-8--10 (28)       |
| 31  | Travis Weber      | 2-0-0, 1.80, .917 | 0-0-0, 14.05, .692 | 1-0-0, 1.00, .960 | 3-0-0, 2.10, .901 | 0-1-0, 8.16, .765 |       | 6-1-0, 2.80, .883  |
| 33  | Justin Johnson    | 1-0-0, 0.00, 1.00 | 1-0-0, 3.59, .875  | 0-0-0, 0.00, .000 | 0-0-0, 0.00, .000 | 0-0-0, 0.00, .000 |       | 2-0-0, 2.09, .926  |

## WCHA Freshmen Scoring

| Rk. | Team             | Fr. Scoring | Leader                        |
|-----|------------------|-------------|-------------------------------|
| 1.  | St. Cloud State  | 26-57--83   | Peter Szabo (4-23--27)        |
| 2.  | North Dakota     | 27-47--74   | Brandon Bochenski (11-12--23) |
| 3.  | Michigan Tech    | 20-42--62   | Colin Murphy (7-12--19)       |
| 4.  | Minnesota        | 21-40--61   | Keith Ballard (6-10--16)      |
| 5.  | Minnesota-Duluth | 21-32--53   | Evan Schwabe (7-6--13)        |
| 6.  | Denver           | 17-31--48   | Jon Foster (6-11--17)         |
| 7.  | MSU, Mankato     | 12-34--46   | Steven Johns (0-17--17)       |
| 8.  | Alaska Anchorage | 9-20--28    | John Hopson (6-6--12)         |
| 9.  | Colorado College | 8-19--27    | Scott Polaski (2-8--10)       |
| 10. | Wisconsin        | 9-8--17     | Alex Leavitt (9-8--17)        |

## WCHA Forward Scoring

| Rk. | Team             | Fr. Scoring  | Leader                       |
|-----|------------------|--------------|------------------------------|
| 1.  | St. Cloud State  | 115-171--286 | Mark Hartigan (25-28--53)    |
| 2.  | Minnesota        | 98-128--226  | Johnny Pohl (15-33--48)      |
| 3.  | Denver           | 96-125--218  | Two tied at 29               |
| 4.  | Colorado College | 81-115--196  | Peter Sejna (16-15--31)      |
| 5.  | MSU, Mankato     | 79-101-180   | Three tied at 24             |
|     | Wisconsin        | 78-102--180  | B. Winchester (10-17--27)    |
| 7.  | North Dakota     | 73-105--178  | Tim Skarperud (13-18--31)    |
| 8.  | Minnesota-Duluth | 66-94--160   | Judd Medak (12-28--40)       |
| 9.  | Alaska Anchorage | 61-93--154   | Mike Scott (11-13--24)       |
| 10. | Michigan Tech    | 61-84--145   | Brett Engelhardt (12-14--26) |

## WCHA Defensemen Scoring

| Rk. | Team             | Fr. Scoring | Leader                       |
|-----|------------------|-------------|------------------------------|
| 1.  | Minnesota        | 31-81--112  | Jordan Leopold (16-18--34)   |
| 2.  | Minnesota-Duluth | 24-55--79   | Andy Reierson (12-16--28)    |
| 3.  | St. Cloud State  | 20-52--72   | Derek Eastman (5-14--19)     |
| 4.  | Colorado College | 17-52--69   | Tom Preissing (4-20--24)     |
| 5.  | Denver           | 11-54--65   | Aaron MacKenzie (4-13--17)   |
| 6.  | North Dakota     | 19-40--59   | Aaron Schneekloth (6-16--22) |
| 7.  | Alaska Anchorage | 16-36--52   | Matt Shasby (5-16--21)       |
|     | MSU, Mankato     | 12-40--52   | Steven Johns (0-17--17)      |
| 9.  | Wisconsin        | 10-40--50   | Dan Boeser (5-15--20)        |
| 10. | Michigan Tech    | 10-35--45   | Justin Brown (3-10--13)      |

## USA Today/American Hockey Magazine Poll

|     |                     |     |
|-----|---------------------|-----|
| 1.  | New Hampshire (7)   | 250 |
| 2.  | St. Cloud State (4) | 247 |
| 3.  | Michigan State (3)  | 244 |
|     | Denver (3)          | 244 |
| 5.  | Minnesota (1)       | 205 |
| 6.  | Colorado College    | 197 |
| 7.  | Maine               | 171 |
| 8.  | Cornell (1)         | 144 |
| 9.  | Boston University   | 138 |
| 10. | Northern Michigan   | 116 |

## USCHO.com Poll

|     |                      |     |
|-----|----------------------|-----|
| 1.  | Denver (11)          | 530 |
| 2.  | St. Cloud State (12) | 525 |
| 3.  | New Hampshire (9)    | 515 |
| 4.  | Michigan State (3)   | 485 |
| 5.  | Minnesota (3)        | 451 |
| 6.  | Colorado College (1) | 416 |
| 7.  | Maine (1)            | 405 |
| 8.  | Cornell              | 284 |
| 9.  | Boston University    | 266 |
| 10. | Northern Michigan    | 244 |

## Stats By Class

|               | G-A--Pts   | P/M    | PP | SH | GW |
|---------------|------------|--------|----|----|----|
| Senior (6)    | 42-69--111 | 62/135 | 21 | 2  | 5  |
| Junior (4)    | 29-22--51  | 61/152 | 11 | 1  | 6  |
| Sophomore (7) | 37-77--114 | 62/124 | 10 | 4  | 4  |
| Freshman (7)  | 21-40--60  | 36/72  | 3  | 3  | 4  |

|  |                     |          |
|--|---------------------|----------|
| <b>GAME 1</b>  | <b>MINNESOTA</b>    | <b>7</b> |
| Oct. 5, 2001<br>Engelstad Arena<br>Grand Forks, N.D. | <b>North Dakota</b> | <b>5</b> |

|                |          |          |          |           |          |
|----------------|----------|----------|----------|-----------|----------|
| <b>Scoring</b> | <b>1</b> | <b>2</b> | <b>3</b> | <b>OT</b> | <b>F</b> |
| Minnesota      | 2        | 1        | 4        | -         | 7        |
| North Dakota   | 4        | 1        | 0        | -         | 5        |

1ST PERIOD — UND: Mazurak (unassisted), 6:00; Minn: Erickson (Wendell), 6:30; UND: Lundbohm (Spiewak), 8:41; UND: Lundbohm (Spiewak, Notermann), 16:07; Minn: Leopold (P. Martin), 18:30, shg; UND: Bayda (Lundbohm, Schneekloth), 18:41, ppg.  
2ND PERIOD — Minn: Taffe (Riddle), 0:31; UND: Jones (Lundbohm), 9:58.  
3RD PERIOD — Minn: Leopold (Pohl, P. Martin), 0:27, ppg; Minn: Taffe (Anthony, Ballard), 2:01; Minn: Waibel (Ballard), 3:25; Minn: Koalska (Potulny, P. Martin), 8:44.

Shots on Goal: Minnesota 12-14-14--40, North Dakota 8-10-4--22  
Power Plays: Minnesota 1-4, North Dakota 1-3  
Goalies: Minnesota: Hauser (20:00, 8 shots, 4 sv), Weber (40:00, 14 shots, 13 sv); North Dakota: Kollar (48:44, 35 shots, 28 sv), Brandt (11:16, 5 shots, 5 sv)  
Penalties: Minnesota 6-12, North Dakota 7-14  
Att: 11, 690

|                                 |                      |          |
|---------------------------------|----------------------|----------|
| <b>GAME 2</b>                   | <b>Bemidji State</b> | <b>2</b> |
| Oct. 19, 2001<br>Mariucci Arena | <b>MINNESOTA</b>     | <b>7</b> |

|                |          |          |          |           |          |
|----------------|----------|----------|----------|-----------|----------|
| <b>Scoring</b> | <b>1</b> | <b>2</b> | <b>3</b> | <b>OT</b> | <b>F</b> |
| Bemidji State  | 1        | 0        | 1        | -         | 2        |
| Minnesota      | 3        | 3        | 1        | -         | 7        |

1ST PERIOD — Minn: Wendell (Leopold, Koalska), 3:49, ppg; Minn: Tallackson (P. Martin, Stevens), 5:12; BSU: Knott (Nanowski, Methven), 10:03; Minn: Riddle (Koalska, Stevens), 14:05, ppg.  
2ND PERIOD — Minn: Pohl (Ballard), 6:45, ppg; Minn: Riddle (Tallackson, Koalska), 9:39, ppg; Minn: Leopold (Pohl, Wendell), 14:57, ppg.  
3RD PERIOD — Minn: Pohl (Leopold, P. Martin), 10:49, BSU: Riddell (unassisted), 18:24, ppg.

Shots on Goal: Bemidji State 5-6-11--22, Minnesota 11-14-6--31  
Power Plays: Bemidji State 1-5, Minnesota 5-7  
Goalies: BSU: Hunt (31 shots, 24 sv), Minnesota: Weber (22 shots, 20 sv)  
Penalties: Bemidji State 7-14, Minnesota 5-10  
Att: 9,569

|                                 |                      |          |
|---------------------------------|----------------------|----------|
| <b>GAME 3</b>                   | <b>Bemidji State</b> | <b>1</b> |
| Oct. 20, 2001<br>Mariucci Arena | <b>MINNESOTA</b>     | <b>7</b> |

|                |          |          |          |           |          |
|----------------|----------|----------|----------|-----------|----------|
| <b>Scoring</b> | <b>1</b> | <b>2</b> | <b>3</b> | <b>OT</b> | <b>F</b> |
| Bemidji State  | 0        | 0        | 1        | -         | 1        |
| Minnesota      | 3        | 1        | 3        | -         | 7        |

1ST PERIOD — Minn: Pohl (Leopold, Taffe), 1:33, ppg; Minn: Taffe (Riddle, Angell), 15:03; Minn: P. Martin (Riddle), 18:19.  
2ND PERIOD — Minn: Taffe 2 (Wendell, Leopold), 10:30, ppg.  
3RD PERIOD — Minn: Pohl 2 (Ballard, Taffe), 2:29, ppg; Minn: Riddle (Taffe), 9:28, shg; BSU: Riddell (Chiodo), 14:47; Minn: O'Leary (MacKinnon, Fleming), 19:17.

Shots on Goal: Bemidji State 5-9-6--20, Minnesota 22-13-11--46  
Power Plays: Bemidji State 0-4, Minnesota 3-5  
Goalies: BSU: Hunt (46 shots, 39 sv), Minnesota: Hauser (20 shots, 19 sv)  
Penalties: Bemidji State 6-12, Minnesota 5-10  
Att: 9,562

|                                 |                  |          |
|---------------------------------|------------------|----------|
| <b>GAME 4</b>                   | <b>Colgate</b>   | <b>0</b> |
| Oct. 26, 2001<br>Mariucci Arena | <b>MINNESOTA</b> | <b>8</b> |

|                |          |          |          |           |          |
|----------------|----------|----------|----------|-----------|----------|
| <b>Scoring</b> | <b>1</b> | <b>2</b> | <b>3</b> | <b>OT</b> | <b>F</b> |
| Colgate        | 0        | 0        | 0        | -         | 0        |
| Minnesota      | 4        | 2        | 2        | -         | 8        |

1ST PERIOD — Minn: Ballard (Angell, Smaagaard), 2:06; Minn: P. Martin (Taffe, Pohl), 12:29, ppg; Minn: Koalska (Tallackson), 17:19; Minn: Riddle (Wendell, Koalska), 18:43, ppg.  
2ND PERIOD — Minn: Anthony (Erickson, Angell), 12:39; Minn: Taffe (P. Martin, Pohl), 13:40, ppg.  
3RD PERIOD — Minn: Riddle 2 (unassisted), 18:37; Minn: Anthony 2 (Erickson, J. Martin), 19:14.

Shots on Goal: Colgate 5-6-7--18, Minnesota 14-12-10--36  
Power Plays: Colgate 0-5, Minnesota 3-7  
Goalies: Colgate: Lefevre (20:00, 14 shots, 10 sv), Silverthorn (40:00, 22 shots, 18 sv); Minnesota: Hauser (18 shots, 18 sv)  
Penalties: Colgate 12-24, Minnesota 10-20  
Att: 9,684

|                                 |                  |          |
|---------------------------------|------------------|----------|
| <b>GAME 5</b>                   | <b>Colgate</b>   | <b>0</b> |
| Oct. 27, 2001<br>Mariucci Arena | <b>MINNESOTA</b> | <b>9</b> |

|                |          |          |          |           |          |
|----------------|----------|----------|----------|-----------|----------|
| <b>Scoring</b> | <b>1</b> | <b>2</b> | <b>3</b> | <b>OT</b> | <b>F</b> |
| Colgate        | 0        | 0        | 0        | -         | 0        |
| Minnesota      | 4        | 3        | 2        | -         | 9        |

1ST PERIOD — Minn: Taffe (Potulny, P. Martin), 4:40, ppg; Minn: Koalska (Pohl), 10:06, shg; Minn: Potulny (P. Martin, Pohl), 14:35; Minn: Potulny 2 (Taffe), 16:03.  
2ND PERIOD — Minn: Ballard (Koalska), 10:03, shg; Minn: Leopold (Anthony), 14:24; Minn: O'Leary (Pohl, Stevens), 18:22.  
3RD PERIOD — Minn: Koalska (Pohl, Stevens), 4:17; Minn: Tallackson (Pohl, Koalska), 8:07, ppg.

Shots on Goal: Colgate 7-7-14--28, Minnesota 14-13-11--38  
Power Plays: Colgate 0-5, Minnesota 2-5  
Goalies: Colgate: Cann (40:00, 27 shots, 20 sv), Silverthorn (20:00, 11 shots, 9 sv); Minnesota: Johnson (28 shots, 28 sv)  
Penalties: Colgate 10-20, Minnesota 10-20  
Att: 9,730

|                                 |                      |          |
|---------------------------------|----------------------|----------|
| <b>GAME 6</b>                   | <b>MINNESOTA</b>     | <b>7</b> |
| Nov. 2, 2001<br>Houghton, Mich. | <b>Michigan Tech</b> | <b>3</b> |

|                |          |          |          |           |          |
|----------------|----------|----------|----------|-----------|----------|
| <b>Scoring</b> | <b>1</b> | <b>2</b> | <b>3</b> | <b>OT</b> | <b>F</b> |
| Minnesota      | 1        | 5        | 1        | -         | 7        |
| Michigan Tech  | 2        | 1        | 0        | -         | 3        |

1ST PERIOD — MTU: Pittis (Engelhardt, Brown), 6:02; Minn: Riddle (Angell), 11:17; MTU: Lenton (Murphy, Engelhardt), 14:23, 4x4.  
2ND PERIOD — MTU: Rankin (Werner, Doetzel), 6:46; Minn: Pohl (Stevens, Koalska), 8:03; Minn: P. Martin (Pohl, Taffe), 9:10, ppg; Minn: Taffe (Nenovich, Riddle), 10:26; Minn: Anthony (Angell, Ballard), 13:31; Minn: Wendell (Leopold, Anthony), 13:40.  
3RD PERIOD — Minn: Taffe 2 (Potulny, Angell), 19:23.

Shots on Goal: Minnesota 12-15-16--43, Michigan Tech 13-6-8--27  
Power Plays: Minnesota 1-6, Michigan Tech 0-3  
Goalies: Minnesota: Hauser (27 shots, 24 sv); Michigan Tech: Rogers (43 shots, 36 sv)  
Penalties: Minnesota 6-12, Michigan Tech 9-18  
Att: 2,555



|                                 |                      |          |
|---------------------------------|----------------------|----------|
| <b>GAME 7</b>                   | <b>MINNESOTA</b>     | <b>5</b> |
| Nov. 3, 2001<br>Houghton, Mich. | <b>Michigan Tech</b> | <b>5</b> |

|                |          |          |          |           |          |
|----------------|----------|----------|----------|-----------|----------|
| <b>Scoring</b> | <b>1</b> | <b>2</b> | <b>3</b> | <b>OT</b> | <b>F</b> |
| Minnesota      | 1        | 2        | 2        | 0         | 5        |
| Michigan Tech  | 4        | 1        | 0        | 0         | 5        |

1ST PERIOD — MTU: Wilson (Kaiman, Pittis), 6:29; MTU: Perez (Greco), 7:50; MTU: Wilson (Rankin, Werner), 15:40; MTU: Perez (Cabana, Patterson), 17:05, ppg; Minn: Potulny (Leopold, P. Martin), 18:32, ppg.  
 2ND PERIOD — MTU: Perez (Cabana, Pittis), 1:28; Minn: Riddle (Stevens, Koalska), 8:01, 4x4; Minn: Fleming (Waibel), 15:29, shg.  
 3RD PERIOD — Minn: Pohl (Leopold, Hauser), 8:04, ppg; Minn: Leopold (Pohl), 18:51, ppg.

**Shots on Goal:** Minnesota 11-13-15-2--41, Michigan Tech 14-10-8-0--32  
**Power Plays:** Minnesota 3-8, Michigan Tech 1-8  
**Goalies:** Minnesota: Weber (17:05, 13 shots, 9 sv), Hauser (47:55, 19 shots, 18 sv); Michigan Tech: Ellsworth (41 shots, 36 sv)  
**Penalties:** Minnesota 10-20, Michigan Tech 10-20  
 Att: 2,545

|                                |                     |          |
|--------------------------------|---------------------|----------|
| <b>GAME 8</b>                  | <b>MSU, Mankato</b> | <b>3</b> |
| Nov. 9, 2001<br>Mariucci Arena | <b>MINNESOTA</b>    | <b>5</b> |

|                |          |          |          |           |          |
|----------------|----------|----------|----------|-----------|----------|
| <b>Scoring</b> | <b>1</b> | <b>2</b> | <b>3</b> | <b>OT</b> | <b>F</b> |
| MSU, Mankato   | 1        | 1        | 1        | -         | 3        |
| Minnesota      | 1        | 3        | 1        | -         | 5        |

1ST PERIOD — Minn: Taffe (P. Martin, Leopold), 7:40, ppg, 5x3; MSUM: Cunningham (Jackman, Abel), 14:03, ppg.  
 2ND PERIOD — Minn: Leopold (unassisted), 0:22; MSUM: Abel (Johns, Mauer), 11:44, ppg; Minn: Pohl (Taffe, Potulny), 15:33, ppg; Minn: Leopold (Pohl), 18:36.  
 3RD PERIOD — MSUM: Joseph (Bassett, Kern), 5:05; Minn: Pohl (Koalska, P. Martin), 7:49, ppg.

**Shots on Goal:** MSU, Mankato 6-13-8--27, Minnesota 9-12-11--32  
**Power Plays:** MSU, Mankato 2-10, Minnesota 3-8  
**Goalies:** MSU, Mankato: Volp (59:19, 32 shots, 27 sv), Minnesota: Hauser (27 shots, 24 sv)  
**Penalties:** MSU, Mankato 9-18, Minnesota 11-22  
 Att: 9,804

|                                 |                     |          |
|---------------------------------|---------------------|----------|
| <b>GAME 9</b>                   | <b>MSU, Mankato</b> | <b>2</b> |
| Nov. 10, 2001<br>Mariucci Arena | <b>MINNESOTA</b>    | <b>4</b> |

|                |          |          |          |           |          |
|----------------|----------|----------|----------|-----------|----------|
| <b>Scoring</b> | <b>1</b> | <b>2</b> | <b>3</b> | <b>OT</b> | <b>F</b> |
| MSU, Mankato   | 2        | 0        | 0        | -         | 2        |
| Minnesota      | 0        | 2        | 2        | -         | 4        |

1ST PERIOD — MSUM: Bourne (Mauer, Hedlund), 4:18, ppg; MSUM: Kern (Joseph, Bourne), 11:32, ppg.  
 2ND PERIOD — Minn: Koalska (Stevens, Riddle), 3:19; Minn: Leopold (P. Martin), 11:52.  
 3RD PERIOD — Minn: Ballard (Potulny, Pohl), 5:46; Minn: Taffe (P. Martin), 19:48, 4x4, eng.

**Shots on Goal:** MSU, Mankato 13-7-13--33, Minnesota 15-21-16--52  
**Power Plays:** MSU, Mankato 2-5, Minnesota 1-6  
**Goalies:** MSU, Mankato: Volp (59:21, 51 shots, 48 sv), Minnesota: Johnson (33 shots, 31 sv)  
**Penalties:** MSU, Mankato 9-18, Minnesota 8-16  
 Att: 9,871

|                                 |                         |          |
|---------------------------------|-------------------------|----------|
| <b>GAME 10</b>                  | <b>Minnesota-Duluth</b> | <b>1</b> |
| Nov. 16, 2001<br>Mariucci Arena | <b>MINNESOTA</b>        | <b>5</b> |

|                  |          |          |          |           |          |
|------------------|----------|----------|----------|-----------|----------|
| <b>Scoring</b>   | <b>1</b> | <b>2</b> | <b>3</b> | <b>OT</b> | <b>F</b> |
| Minnesota-Duluth | 0        | 1        | 0        | -         | 1        |
| Minnesota        | 2        | 2        | 1        | -         | 5        |

1ST PERIOD — Minn: Potulny (Taffe, Leopold), 0:43, ppg; Minn: Tallackson (DeMarchi, Pohl), 16:48.  
 2ND PERIOD — UMD: Hammond (Hambly), 3:45; Minn: Angell (Riddle), 10:05, shg; Minn: Anthony (unassisted), 10:15, shg.  
 3RD PERIOD — Minn: Pohl (Hauser), 11:03.

**Shots on Goal:** UMD 5-11-5--21, Minnesota 11-15-14--40  
**Power Plays:** UMD 0-5, Minnesota 1-5  
**Goalies:** UMD: Coole (30:15, 21 shots, 17 sv), Anderson (29:45, 19 shots, 18 sv); Minnesota: Hauser (21 shots, 20 sv)  
**Penalties:** UMD 7-14, Minnesota 7-14  
 Att: 9,899

|                                 |                         |          |
|---------------------------------|-------------------------|----------|
| <b>GAME 11</b>                  | <b>Minnesota-Duluth</b> | <b>3</b> |
| Nov. 17, 2001<br>Mariucci Arena | <b>MINNESOTA</b>        | <b>5</b> |

|                  |          |          |          |           |          |
|------------------|----------|----------|----------|-----------|----------|
| <b>Scoring</b>   | <b>1</b> | <b>2</b> | <b>3</b> | <b>OT</b> | <b>F</b> |
| Minnesota-Duluth | 1        | 2        | 0        | -         | 3        |
| Minnesota        | 2        | 2        | 1        | -         | 5        |

1ST PERIOD — UMD: Reierson (Francisco), 8:47, ppg; Minn: Fleming (Waibel), 16:04, shg; Minn: Leopold (Pohl, Potulny), 18:56, ppg.  
 2ND PERIOD — UMD: Medak (Hambly), 0:35; UMD: Francisco (Geisler, Hambly), 3:36, ppg; Minn: Waibel (Koalska), 11:05; Minn: Koalska (Wendell, Ballard), 13:38, ppg.  
 3RD PERIOD — Minn: Wendell (Ballard, Riddle), 11:06, ppg.

**Shots on Goal:** UMD 5-6-8--19, Minnesota 11-18-12--41  
**Power Plays:** UMD 2-5, Minnesota 3-6  
**Goalies:** UMD: Anderson (58:41, 41 shots, 36 sv); Minnesota: Johnson (23:36, 7 shots, 4 sv), Hauser (36:24, 12 shots, 12 sv)  
**Penalties:** UMD 9-18, Minnesota 9-29  
 Att: 9,917

|                                   |                  |          |
|-----------------------------------|------------------|----------|
| <b>GAME 12</b>                    | <b>MINNESOTA</b> | <b>5</b> |
| Nov. 23, 2001<br>Ann Arbor, Mich. | <b>Michigan</b>  | <b>2</b> |

|                |          |          |          |           |          |
|----------------|----------|----------|----------|-----------|----------|
| <b>Scoring</b> | <b>1</b> | <b>2</b> | <b>3</b> | <b>OT</b> | <b>F</b> |
| Minnesota      | 3        | 1        | 1        | -         | 5        |
| Michigan       | 0        | 1        | 1        | -         | 2        |

1ST PERIOD — Minn: Ballard (unassisted), 2:09; Minn: Taffe (Potulny), 5:06; Minn: Taffe 2 (Pohl, P. Martin), 6:51, ppg.  
 2ND PERIOD — Mich: Vancik (Shouneyia), 9:13; Minn: Taffe 3 (DeMarchi), 14:36.  
 3RD PERIOD — Minn: DeMarchi (unassisted), 3:09; Mich: Komisarek (Shouneyia), 8:14.

**Shots on Goal:** Minnesota 10-12-10--32, Michigan 13-6-16--35  
**Power Plays:** Minnesota 1-3, Michigan 0-2  
**Goalies:** Minnesota: Hauser (35 shots, 33 sv); Michigan: Blackburn (43:56, 25 shots, 20 sv), O'Malley (16:04, 7 shots, 7 sv)  
**Penalties:** Minnesota 3-6, Michigan 4-8  
 Att: 6,917

|                                    |                       |          |
|------------------------------------|-----------------------|----------|
| <b>GAME 13</b>                     | <b>MINNESOTA</b>      | <b>4</b> |
| Nov. 25, 2001<br>E. Lansing, Mich. | <i>Michigan State</i> | <b>4</b> |

| Scoring        | 1 | 2 | 3 | OT | F |
|----------------|---|---|---|----|---|
| Minnesota      | 2 | 1 | 1 | 0  | 4 |
| Michigan State | 1 | 1 | 2 | 0  | 4 |

1ST PERIOD — MSU: Slater (Jackson, Radunske), 7:00, ppg; Minn: MacKinnon (Fleming, O'Leary), 7:25; Minn: Potulny (Taffe, Pohl), 19:45, ppg.  
 2ND PERIOD — Minn: Wendell (Koalska, Riddle), 5:07, ppg; MSU: Goedenow (Fast, Hutchinson), 7:38, ppg.  
 3RD PERIOD — MSU: Hall (Slater, Fast), 1:14, ppg, 5x3; MSU: Maloney (Lalonde, Keith), 7:05; Minn: Tallackson (Pohl), 17:51.

Shots on Goal: Minnesota 13-11-13-1--38, Michigan State 7-3-13-1--24  
 Power Plays: Minnesota 2-7, Michigan State 3-8  
 Goalies: Minnesota: Hauser (24 shots, 20 svcs); Michigan State: Miller (38 shots, 34 svcs)  
 Penalties: Minnesota 14-28, Michigan 12-27  
 Att: 6,871

|                                 |                        |          |
|---------------------------------|------------------------|----------|
| <b>GAME 14</b>                  | <i>St. Cloud State</i> | <b>3</b> |
| Nov. 30, 2001<br>Mariucci Arena | <b>MINNESOTA</b>       | <b>2</b> |

| Scoring         | 1 | 2 | 3 | OT | F |
|-----------------|---|---|---|----|---|
| St. Cloud State | 1 | 2 | 0 | -  | 3 |
| Minnesota       | 1 | 0 | 1 | -  | 2 |

1ST PERIOD — SCSU: Doyle (DiCasmirro, Szabo), 5:31, ppg; Minn: Leopold (Taffe, P. Martin), 9:01, ppg, 5x3.  
 2ND PERIOD — SCSU: Eastman (DiCasmirro, Gens), 6:19; SCSU: Hendricks (Malone, Motzko), 17:04, ppg.  
 3RD PERIOD — Minn: Tallackson (Ballard, Stevens), 9:49, ppg.

Shots on Goal: St. Cloud State 9-5-8--22, Minnesota 17-5-17--39  
 Power Plays: St. Cloud State 2-3, Minnesota 2-6  
 Goalies: St. Cloud State: Weasler (39 shots, 37 svcs), Minnesota: Hauser (59:12, 22 shots, 19 svcs)  
 Penalties: St. Cloud State 7-14, Minnesota 3-6  
 Att: 10,231

|                                  |                        |          |
|----------------------------------|------------------------|----------|
| <b>GAME 15</b>                   | <b>MINNESOTA</b>       | <b>2</b> |
| Dec. 1, 2001<br>St. Cloud, Minn. | <i>St. Cloud State</i> | <b>2</b> |

| Scoring         | 1 | 2 | 3 | OT | F |
|-----------------|---|---|---|----|---|
| Minnesota       | 0 | 0 | 2 | 0  | 2 |
| St. Cloud State | 0 | 2 | 0 | 0  | 2 |

1ST PERIOD — No Scoring.  
 2ND PERIOD — SCSU: DiCasmirro (Finger), 18:18; SCSU: Cullen (Malone, Motzko), 19:53, ppg.  
 3RD PERIOD — Minn: Tallackson (Stevens, Fleming), 1:42; Minn: Leopold (Taffe, P. Martin), 9:58, ppg.

Shots on Goal: Minnesota 8-10-8-1--27, St. Cloud State 13-19-13-2--47  
 Power Plays: Minnesota 1-4, St. Cloud State 1-7  
 Goalies: Minnesota: Hauser (47 shots, 45 svcs); St. Cloud State: Moreland (20:00, 8 shots, 8 svcs), Weasler (19 shots, 17 svcs),  
 Penalties: Minnesota 9-18, St. Cloud State 6-12  
 Att: 6,685

|                               |                  |          |
|-------------------------------|------------------|----------|
| <b>GAME 16</b>                | <b>MINNESOTA</b> | <b>2</b> |
| Dec. 7, 2001<br>Denver, Colo. | <i>Denver</i>    | <b>1</b> |

| Scoring   | 1 | 2 | 3 | OT | F |
|-----------|---|---|---|----|---|
| Minnesota | 1 | 1 | 0 | -  | 2 |
| Denver    | 0 | 0 | 1 | -  | 1 |

1ST PERIOD — Minn: P. Martin (Riddle, Pohl), 12:46.  
 2ND PERIOD — Minn: Wendell (Ballard), 7:11.  
 3RD PERIOD — DU: Fulghum (MacKenzie, Bull), 12:20.

Shots on Goal: Minnesota 9-6-8--23, Denver 8-12-11--31  
 Power Plays: Minnesota 0-5, Denver 0-6  
 Goalies: Minnesota: Hauser (31 shots, 30 svcs); Denver: Dubielewicz (23 shots, 21 svcs)  
 Penalties: Minnesota 7-14, Denver 6-12  
 Att: 6,013

|                               |                  |          |
|-------------------------------|------------------|----------|
| <b>GAME 17</b>                | <b>MINNESOTA</b> | <b>3</b> |
| Dec. 8, 2001<br>Denver, Colo. | <i>Denver</i>    | <b>4</b> |

| Scoring   | 1 | 2 | 3 | OT | F |
|-----------|---|---|---|----|---|
| Minnesota | 1 | 1 | 1 | -  | 3 |
| Denver    | 2 | 1 | 1 | -  | 4 |

1ST PERIOD — DU: Bull (Fulghum, Adams), 6:55; Minn: Koalska (Potulny, DeMarchi), 8:38; DU: Doell (Cook, Weber), 10:05.  
 2ND PERIOD — DU: MacKenzie (Fulghum, Doell), 5:07, ppg; Minn: Potulny (Waibel, Koalska), 10:54.  
 3RD PERIOD — DU: Paradise (Ulanski, James), 1:24; Minn: Riddle (Pohl, Leopold), 2:39, shg.

Shots on Goal: Minnesota 9-14-8--31, Denver 16-7-7--30  
 Power Plays: Minnesota 0-3, Denver 1-6  
 Goalies: Minnesota: Hauser (58:43, 30 shots, 26 svcs); Denver: Berkhoel (31 shots, 28 svcs)  
 Penalties: Minnesota 11-22, Denver 8-16  
 Att: 6,013

|                                 |                     |          |
|---------------------------------|---------------------|----------|
| <b>GAME 18</b>                  | <i>Ferris State</i> | <b>2</b> |
| Dec. 28, 2001<br>Mariucci Arena | <b>MINNESOTA</b>    | <b>3</b> |

| Scoring      | 1 | 2 | 3 | OT | F |
|--------------|---|---|---|----|---|
| Ferris State | 0 | 2 | 0 | -  | 2 |
| Minnesota    | 0 | 1 | 2 | -  | 3 |

1ST PERIOD — No Scoring.  
 2ND PERIOD — FSU: Nesbitt (D. McIver), 1:34; Minn: Taffe (O'Leary, Fleming), 6:07; FSU: D. McIver (Lewandowski, Kinnie), 17:57.  
 3RD PERIOD — Minn: P. Martin (unassisted), 4:06; Minn: Taffe 2 (P. Martin, Pohl), 9:11, ppg.

Shots on Goal: Ferris State 7-7-13--27, Minnesota 14-10-8--32  
 Power Plays: Ferris State 0-3, Minnesota 1-4  
 Goalies: FSU: Brown (58:31, 32 shots, 29 svcs); Minnesota: Hauser (27 shots, 25 svcs)  
 Penalties: Ferris State 5-10, Minnesota 4-8  
 Att: 10,040

|         |                   |   |
|---------|-------------------|---|
| GAME 19 | <i>Providence</i> | 1 |
|         | <i>MINNESOTA</i>  | 6 |

Dec. 29, 2001  
Mariucci Arena

| Scoring    | 1 | 2 | 3 | OT | F |
|------------|---|---|---|----|---|
| Providence | 0 | 1 | 0 | -  | 1 |
| Minnesota  | 3 | 1 | 2 | -  | 6 |

1ST PERIOD — Minn: Tallackson (Pohl, Leopold), 1:00; Minn: Wendell (Smaagaard, Pohl), 8:47; Minn: Taffe (Pohl, Stevens), 16:42, ppg.  
2ND PERIOD — PC: Suderman (Carpentier, Kelly), 13:55; Minn: Pohl (Wendell, DeMarchi), 14:57.  
3RD PERIOD — Minn: Pohl 2 (Taffe, P. Martin), 4:18, ppg; Minn: Stevens (MacKinnon, Fleming), 14:14.

Shots on Goal: Providence 6-16-3--25, Minnesota 16-14-20--50

Power Plays: Providence 0-5, Minnesota 2-6

Goalies: PC: Schaefer (50 shots, 44 sv); Minnesota: Weber (25 shots, 24 sv)

Penalties: Providence 10-20, Minnesota 9-18

Att: 10,074

|         |                     |   |
|---------|---------------------|---|
| GAME 20 | <i>North Dakota</i> | 4 |
|         | <i>MINNESOTA</i>    | 3 |

Jan. 5, 2002  
Mariucci Arena

| Scoring      | 1 | 2 | 3 | OT | F |
|--------------|---|---|---|----|---|
| North Dakota | 0 | 0 | 4 | -  | 4 |
| Minnesota    | 2 | 0 | 1 | -  | 3 |

1ST PERIOD — Minn: Riddle (J. Martin, Angell), 1:57; Minn: Taffe (Pohl, Potulny), 8:03, ppg.  
2ND PERIOD — No Scoring.  
3RD PERIOD — UND: Canady (Connelly), 2:19; UND: Massen (Skarperud), 9:27; UND: Bayda (Skarperud, Bochenski), 15:44; UND: Notermann (Spiewak), 19:00, eng; Minn: Potulny (Leopold, Taffe), 19:57.

Shots on Goal: North Dakota 8-5-11--25, Minnesota 10-13-17--40

Power Plays: North Dakota 0-5, Minnesota 1-6

Goalies: UND: Siembeda (40 shots, 37 sv); Minnesota: Hauser (58:59, 25 shots, 24 sv)

Penalties: North Dakota 7-14, Minnesota 6-12

Att: 10,214

|         |                     |   |
|---------|---------------------|---|
| GAME 21 | <i>North Dakota</i> | 1 |
|         | <i>MINNESOTA</i>    | 2 |

Jan. 6, 2002  
Mariucci Arena

| Scoring      | 1 | 2 | 3 | OT | F |
|--------------|---|---|---|----|---|
| North Dakota | 1 | 0 | 0 | -  | 1 |
| Minnesota    | 0 | 0 | 2 | -  | 2 |

1ST PERIOD — UND: Fuher (Canady, Skarperud), 4:35.  
2ND PERIOD — No Scoring.  
3RD PERIOD — Minn: Leopold (Riddle, Pohl), 12:17, 4x4; Minn: Leopold 2 (Potulny), 18:26.

Shots on Goal: North Dakota 10-9-3--22, Minnesota 10-20-8--38

Power Plays: North Dakota 0-3, Minnesota 0-5

Goalies: UND: Siembeda (59:04, 38 shots, 36 sv); Minnesota: Weber (22 shots, 21 sv)

Penalties: North Dakota 7-14, Minnesota 5-10

Att: 10,183

|         |                  |   |
|---------|------------------|---|
| GAME 22 | <i>MINNESOTA</i> | 3 |
|         | <i>Wisconsin</i> | 8 |

Jan. 11, 2002  
Madison, Wis.

| Scoring   | 1 | 2 | 3 | OT | F |
|-----------|---|---|---|----|---|
| Minnesota | 1 | 1 | 1 | -  | 3 |
| Wisconsin | 2 | 3 | 3 | -  | 8 |

1ST PERIOD — UW: Hussey (unassisted), 7:34; UW: Murray (Hukalo), 10:27; Minn: Waibel (Fleming, Stevens), 12:32.  
2ND PERIOD — UW: Leavitt (Doman, Fahey), 4:12; UW: Wheeler (Heisler, Vega), 7:26, shg; Minn: Pohl (Leopold, Potulny), 9:01, ppg; UW: Wheeler 2 (Hukalo, Murray), 18:43.  
3RD PERIOD — UW: Winchester (Hussey, Davyduke), 7:23; Minn: Taffe (Leopold, Pohl), 10:13, ppg; UW: Leavitt (Bourque, Doman), 14:15; UW: Murray (unassisted), 16:12, shg.

Shots on Goal: Minnesota 13-21-19--53, Wisconsin 10-13-4--27

Power Plays: Minnesota 2-8, Wisconsin 1-5

Goalies: Minnesota: Hauser (40:00, 23 shots, 18 sv); Weber (20:00, 4 shots, 3 sv);

Wisconsin: Kabatoff (53 shots, 50 sv)

Penalties: Minnesota 7-14, Wisconsin 10-20

Att: 12,937

|         |                  |   |
|---------|------------------|---|
| GAME 23 | <i>MINNESOTA</i> | 6 |
|         | <i>Wisconsin</i> | 2 |

Jan. 12, 2002  
Madison, Wis.

| Scoring   | 1 | 2 | 3 | OT | F |
|-----------|---|---|---|----|---|
| Minnesota | 2 | 2 | 2 | -  | 6 |
| Wisconsin | 1 | 0 | 1 | -  | 2 |

1ST PERIOD — UW: Hussey (Jackson, Davyduke), 4:28, ppg; Minn: Waibel (Stevens, P. Martin), 8:03; Minn: Taffe (Riddle, Potulny), 8:49.  
2ND PERIOD — Minn: Smaagaard (P. Martin, J. Martin), 8:14; Minn: Tallackson (Wendell, Pohl), 11:22.  
3RD PERIOD — Minn: Riddle (unassisted), 2:54, shg; Minn: Leopold (Koalska, P. Martin), 6:03, ppg; UW: Davyduke (Jackson), 14:57, ppg.

Shots on Goal: Minnesota 13-13-7--33, Wisconsin 11-15-10--36

Power Plays: Minnesota 1-4, Wisconsin 2-7

Goalies: Minnesota: Hauser (36 shots, 34 sv); Wisconsin: Kabatoff (47:14, 30 shots, 24 sv); Bruckler (12:46, 3 shots, 3 sv)

Penalties: Minnesota 13-48, Wisconsin 10-20

Att: 14,711

|         |                         |   |
|---------|-------------------------|---|
| GAME 24 | <i>MINNESOTA</i>        | 3 |
|         | <i>Alaska Anchorage</i> | 3 |

Jan. 18, 2002  
Anchorage, Alaska

| Scoring          | 1 | 2 | 3 | OT | F |
|------------------|---|---|---|----|---|
| Minnesota        | 1 | 0 | 2 | 0  | 3 |
| Alaska Anchorage | 0 | 1 | 2 | 0  | 3 |

1ST PERIOD — Minn: Tallackson (Fleming, Ballard), 4:32.  
2ND PERIOD — UAA: Hopson (Digel, Green), 13:10.  
3RD PERIOD — Minn: Pohl (Leopold, P. Martin), 0:26, ppg; Minn: Potulny (Pohl, P. Martin), 4:11, ppg; UAA: Steward (Scott), 5:39, shg; UAA: Cygan (Zaporzan, Shasby), 19:59.

Shots on Goal: Minnesota 5-11-6-1--23, Alaska Anchorage 8-10-4-1--23

Power Plays: Minnesota 2-6, Alaska Anchorage 0-4

Goalies: Minnesota: Hauser (23 shots, 20 sv); UAA: Reiter (64:25, 23 shots, 20 sv)

Penalties: Minnesota 8-24, Alaska Anchorage 7-25

Att: 4,658

|                                    |                         |          |
|------------------------------------|-------------------------|----------|
| <b>GAME 25</b>                     | <b>MINNESOTA</b>        | <b>5</b> |
| Jan. 19, 2002<br>Anchorage, Alaska | <b>Alaska Anchorage</b> | <b>2</b> |

|                  |          |          |          |           |          |
|------------------|----------|----------|----------|-----------|----------|
| <b>Scoring</b>   | <b>1</b> | <b>2</b> | <b>3</b> | <b>OT</b> | <b>F</b> |
| Minnesota        | 1        | 2        | 2        | -         | 5        |
| Alaska Anchorage | 1        | 0        | 1        | -         | 2        |

1ST PERIOD — UAA: Novak (Chytka, Shasby), 8:50; Minn: Taffe (Wendell), 11:10, delayed penalty.  
 2ND PERIOD — Minn: Riddle (P. Martin, Taffe), 7:40; Minn: Potulny (Riddle, Leopold), 9:28.  
 3RD PERIOD — UAA: Hessler (Chytka, Shasby), 5:16; Minn: P. Martin (Fleming, Pohl), 16:02; Minn: Taffe (Pohl), 19:08, eng.

Shots on Goal: Minnesota 6-12-8--26, Alaska Anchorage 7-6-9--22  
 Power Plays: Minnesota 0-2 Alaska Anchorage 0-2  
 Goalies: Minnesota: Weber (22 shots, 20 svs); UAA: King (59:16, 26 shots, 21 svs)  
 Penalties: Minnesota 3-6, Alaska Anchorage 4-19  
 Att: 5,230

|                                 |                  |          |
|---------------------------------|------------------|----------|
| <b>GAME 26</b>                  | <b>Denver</b>    | <b>3</b> |
| Jan. 25, 2002<br>Mariucci Arena | <b>MINNESOTA</b> | <b>1</b> |

|                |          |          |          |           |          |
|----------------|----------|----------|----------|-----------|----------|
| <b>Scoring</b> | <b>1</b> | <b>2</b> | <b>3</b> | <b>OT</b> | <b>F</b> |
| Denver         | 0        | 2        | 1        | -         | 3        |
| Minnesota      | 0        | 1        | 0        | -         | 1        |

1ST PERIOD — No Scoring.  
 2ND PERIOD — DU: Caldwell (Ulanski), 5:50; Minn: O'Leary (P. Martin, Koalska), 13:35; DU: Bull (unassisted), 19:48, shg.  
 3RD PERIOD — DU: Keith (unassisted), 0:27, shg.

Shots on Goal: Denver 5-9-7--21, Minnesota 9-9-17--35  
 Power Plays: Denver 0-1, Minnesota 0-3  
 Goalies: DU: Dubielewicz (35 shots, 34 svs), Minn: Hauser (59:23, 21 shots, 18 svs)  
 Penalties: Denver 5-10, Minnesota 3-6  
 Att: 10,176

|                                 |                  |          |
|---------------------------------|------------------|----------|
| <b>GAME 27</b>                  | <b>Denver</b>    | <b>1</b> |
| Jan. 26, 2002<br>Mariucci Arena | <b>MINNESOTA</b> | <b>6</b> |

|                |          |          |          |           |          |
|----------------|----------|----------|----------|-----------|----------|
| <b>Scoring</b> | <b>1</b> | <b>2</b> | <b>3</b> | <b>OT</b> | <b>F</b> |
| Denver         | 0        | 1        | 0        | -         | 3        |
| Minnesota      | 1        | 2        | 3        | -         | 1        |

1ST PERIOD — Minn: Pohl (Potulny, Taffe), 17:54, ppg.  
 2ND PERIOD — Minn: Wendell (Koalska), 13:01; DU: Dora (James, Weber), 15:43, 5x3 ppg; Minn: Ballard (Tallackson), 19:03.  
 3RD PERIOD — Minn: Ballard (Koalska, Riddle), 1:37, ppg; Minn: Taffe (Pohl, P. Martin), 14:13, ppg; Minn: Leopold (Pohl, Welch), 16:09, 4x4.

Shots on Goal: Denver 6-9-8--23, Minnesota 17-15-14--46  
 Power Plays: Denver 1-8, Minnesota 3-7  
 Goalies: DU: Berkhoel (46 shots, 40 svs), Minn: Weber (23 shots, 22 svs)  
 Penalties: Denver 14-28, Minnesota 15-30  
 Att: 10,217

|                               |                         |          |
|-------------------------------|-------------------------|----------|
| <b>GAME 28</b>                | <b>MINNESOTA</b>        | <b>2</b> |
| Feb. 2, 2002<br>Duluth, Minn. | <b>Minnesota-Duluth</b> | <b>5</b> |

|                  |          |          |          |           |          |
|------------------|----------|----------|----------|-----------|----------|
| <b>Scoring</b>   | <b>1</b> | <b>2</b> | <b>3</b> | <b>OT</b> | <b>F</b> |
| Minnesota        | 1        | 1        | 0        | -         | 2        |
| Minnesota-Duluth | 1        | 4        | 0        | -         | 5        |

1ST PERIOD — UMD: Reiersen (Medak), 2:42, ppg; Minn: Taffe (Potulny, Riddle), 13:35.  
 2ND PERIOD — UMD: Schwabe (Orten, Carlson), 1:14, ppg; UMD: Medak (Nelson, Stauffacher), 7:37; UMD: Nelson (Petruic, Medak), 9:25, 4x4; UMD: Nelson (Reiersen, Medak), 13:13, ppg; Minn: Leopold (Tallackson, Koalska), 16:54, 4x4.  
 3RD PERIOD — No Scoring.

Shots on Goal: Minnesota 9-9-14--32, UMD 6-16-11--33  
 Power Plays: Minnesota 0-7, UMD 3-8  
 Goalies: Minn: Weber (29:25, 17 shots, 13 svs), Hauser (30:35, 16 shots, 15 svs); UMD: Anderson (32 shots, 30 svs)  
 Penalties: Minnesota 14-28, UMD 13-26  
 Att: 5,405

|                               |                         |          |
|-------------------------------|-------------------------|----------|
| <b>GAME 29</b>                | <b>MINNESOTA</b>        | <b>2</b> |
| Feb. 3, 2002<br>Duluth, Minn. | <b>Minnesota-Duluth</b> | <b>1</b> |

|                  |          |          |          |           |          |
|------------------|----------|----------|----------|-----------|----------|
| <b>Scoring</b>   | <b>1</b> | <b>2</b> | <b>3</b> | <b>OT</b> | <b>F</b> |
| Minnesota        | 0        | 0        | 2        | -         | 2        |
| Minnesota-Duluth | 0        | 1        | 0        | -         | 1        |

1ST PERIOD — No Scoring.  
 2ND PERIOD — UMD: Francisco (Carlson), 6:13.  
 3RD PERIOD — Minn: Pohl (Leopold), 9:21; Minn: Taffe (Leopold, Pohl), 10:51, ppg.

Shots on Goal: Minnesota 17-15-12--44, UMD 9-16-8--33  
 Power Plays: Minnesota 1-4, UMD 0-2  
 Goalies: Minn: Hauser (33 shots, 32 svs); UMD: Coole (58:06, 44 shots, 42 svs)  
 Penalties: Minnesota 4-8, UMD 6-12  
 Att: 5,405

## 2001-02 Minnesota Schedule/Results

| <u>Date</u> | <u>Opponent</u>           | <u>Result</u> | <u>MN/OPP</u><br><u>Rank</u> | <u>MN/OPP</u><br><u>Shots</u> | <u>MN/OPP</u><br><u>Power-Play</u> | <u>MN/OPP</u><br><u>Penalties</u> | <u>Goaltender</u> | <u>Attend.</u> |
|-------------|---------------------------|---------------|------------------------------|-------------------------------|------------------------------------|-----------------------------------|-------------------|----------------|
| 10/5        | at North Dakota## (FSN)   | W 7-5         | 3/2                          | 40-22                         | 1-4/1-3                            | 6-12/7-14                         | Weber (1-0-0)     | 11,690         |
| 10/19       | BEMIDJI STATE## (FSN)     | W 7-2         | 2/NR                         | 31-22                         | 5-7/1-5                            | 5-10/7-14                         | Weber (2-0-0)     | 9,569          |
| 10/20       | BEMIDJI STATE# (KSTC)     | W 7-1         | 2/NR                         | 46-20                         | 3-5/0-4                            | 5-10/6-12                         | Hauser (1-0-0)    | 9,562          |
| 10/26       | COLGATE# (FSN)            | W 8-0         | 2/NR                         | 36-18                         | 3-7/0-5                            | 10-20/12-24                       | Hauser (2-0-0)    | 9,684          |
| 10/27       | COLGATE## (KSTC)          | W 9-0         | 2/NR                         | 38-28                         | 2-5/0-5                            | 10-20/10-20                       | Johnson (1-0-0)   | 9,730          |
| 11/2        | at Michigan Tech*         | W 7-3         | 1/NR                         | 43-27                         | 1-6/0-3                            | 6-12/9-18                         | Hauser (3-0-0)    | 2,555          |
| 11/3        | at Michigan Tech          | T 5-5 (ot)    | 1/NR                         | 41-32                         | 3-8/1-8                            | 10-20/10-20                       | Hauser (3-0-1)    | 2,545          |
| 11/9        | MSU, MANKATO (FSN)        | W 5-3         | 2/NR                         | 32-27                         | 3-8/2-10                           | 11-22/9-18                        | Hauser (4-0-1)    | 9,804          |
| 11/10       | MSU, MANKATO (KSTC)       | W 4-2         | 2/NR                         | 52-33                         | 1-6/2-5                            | 8-16/9-18                         | Johnson (2-0-0)   | 9,871          |
| 11/16       | MINN.-DULUTH* (FSN)       | W 5-1         | 1/NR                         | 40-21                         | 1-5/0-5                            | 7-14/7-14                         | Hauser (5-0-1)    | 9,899          |
| 11/17       | MINN.-DULUTH (KSTC)       | W 5-3         | 1/NR                         | 41-19                         | 3-6/2-5                            | 9-29/9-18                         | Hauser (6-0-1)    | 9,917          |
| 11/23       | at Michigan# (FSN)        | W 5-2         | 1/9                          | 32-35                         | 1-3/0-2                            | 3-6/4-8                           | Hauser (7-0-1)    | 6,917          |
| 11/25       | at Michigan State##       | T 4-4 (ot)    | 1/4                          | 38-24                         | 2-6/3-8                            | 14-28/12-24                       | Hauser (7-0-2)    | 6,871          |
| 11/30       | ST. CLOUD STATE (FSN)     | L 2-3         | 1/2                          | 39-22                         | 2-6/2-3                            | 7-14/4-8                          | Hauser (7-1-2)    | 10,231         |
| 12/1        | St. Cloud State (FSN)     | T 2-2 (ot)    | 1/2                          | 27-47                         | 1-4/1-7                            | 9-18/6-12                         | Hauser (7-1-3)    | 6,685          |
| 12/7        | at Denver* (FSN)          | W 2-1         | 2/2                          | 23-31                         | 0-5/0-6                            | 7-14/6-12                         | Hauser (8-1-3)    | 6,013          |
| 12/8        | at Denver (KSTC)          | L 3-4         | 2/2                          | 31-30                         | 0-3/1-6                            | 11-22/8-16                        | Hauser (8-2-3)    | 6,013          |
| 12/28       | FERRIS STATE## (KSTC)     | W 3-2         | 2/NR                         | 32-27                         | 1-4/0-3                            | 5-10/4-8                          | Hauser (9-2-3)    | 10,040         |
| 12/29       | PROVIDENCE* (FSN)         | W 6-1         | 2/NR                         | 50-25                         | 2-6/0-5                            | 9-18/10-20                        | Weber (3-0-0)     | 10,074         |
| 1/5         | NORTH DAKOTA (FSN)        | L 3-4         | 3/NR                         | 40-25                         | 1-6/0-5                            | 6-12/7-14                         | Hauser (9-3-3)    | 10,214         |
| 1/6         | NORTH DAKOTA* (KSTC)      | W 2-1         | 3/NR                         | 38-22                         | 0-5/0-3                            | 5-10/7-14                         | Weber (4-0-0)     | 10,183         |
| 1/11        | at Wisconsin* (FSN)       | L 3-8         | 4/NR                         | 53-27                         | 2-8/1-5                            | 7-14/10-20                        | Hauser (9-4-3)    | 12,937         |
| 1/12        | at Wisconsin (FSN)        | W 6-2         | 4/NR                         | 33-36                         | 1-4/2-7                            | 13-48/10-20                       | Hauser (10-4-3)   | 14,711         |
| 1/18        | at Alaska Anchorage       | T 3-3 (ot)    | 5/NR                         | 23-23                         | 2-6/0-4                            | 8-24/7-25                         | Hauser (10-4-4)   | 4,658          |
| 1/19        | at Alaska Anchorage       | W 5-2         | 5/NR                         | 26-22                         | 0-2/0-2                            | 3-6/4-19                          | Weber (5-0-0)     | 5,230          |
| 1/25        | DENVER (FSN)              | L 1-3         | 4/1                          | 35-21                         | 0-3/0-1                            | 3-6/5-10                          | Hauser (10-5-4)   | 10,176         |
| 1/26        | DENVER (FSN)              | W 6-1         | 4/1                          | 46-23                         | 3-7/1-8                            | 15-30/14-28                       | Weber (6-0-0)     | 10,217         |
| 2/1         | at Minnesota-Duluth (FSN) | L 2-5         | 3/NR                         | 32-33                         | 0-7/3-8                            | 14-28/13-26                       | Weber (6-1-0)     | 5,405          |
| 2/2         | at Minnesota-Duluth (FSN) | W 2-1         | 3/NR                         | 44-33                         | 1-4/0-2                            | 4-8/6-12                          | Hauser (11-5-4)   | 5,405          |
| 2/8         | at North Dakota* (FSN)    |               |                              |                               |                                    |                                   |                   |                |
| 2/9         | at North Dakota (FSN)     |               |                              |                               |                                    |                                   |                   |                |
| 2/15        | COLORADO COLLEGE (FSN)    |               |                              |                               |                                    |                                   |                   |                |
| 2/16        | COLORADO COLLEGE (FSN)    |               |                              |                               |                                    |                                   |                   |                |
| 2/22        | WISCONSIN (FSN)           |               |                              |                               |                                    |                                   |                   |                |
| 2/23        | WISCONSIN (FSN)           |               |                              |                               |                                    |                                   |                   |                |
| 3/1         | at St. Cloud State (FSN)  |               |                              |                               |                                    |                                   |                   |                |
| 3/2         | ST. CLOUD STATE* (FSN)    |               |                              |                               |                                    |                                   |                   |                |
| 3/8-10      | WCHA First Round          |               |                              |                               |                                    |                                   |                   |                |
| 3/14-16     | WCHA Final Five           |               |                              |                               |                                    |                                   |                   |                |
| 3/22-24     | NCAA Regionals            |               |                              |                               |                                    |                                   |                   |                |
| 4/4         | NCAA Semifinals           |               |                              |                               |                                    |                                   |                   |                |
| 4/6         | NCAA Finals               |               |                              |                               |                                    |                                   |                   |                |

#Non-Conference

\* Game can be heard on KCCO AM 950 (All others on WCCO AM 830)

# Dan Welch

## 23

**Sophomore ■ 5-11 ■ 195 Omaha (USHL)**

**Forward** Hastings, Minn.  
Hastings HS

Returning to the team after spending last season with the Omaha Lancers in the USHL • spent the fall attending classes at Normandale Community College • will be available to play Jan. 25-26 vs. Denver.

| Welch's Career Statistics |              |   |   |    |       |    |    |    |    |  |
|---------------------------|--------------|---|---|----|-------|----|----|----|----|--|
| Year                      | GP           | G | A | TP | P/PIA | PP | GW | SH | HT |  |
| 99-00                     | 36           | 6 | 8 | 14 | 10/31 | 0  | 2  | 0  | 0  |  |
| 00-01                     | Did Not Play |   |   |    |       |    |    |    |    |  |
| Total                     | 36           | 6 | 8 | 14 | 10/31 | 0  | 2  | 0  | 0  |  |

| Welch's Career WCHA Statistics |              |   |   |    |       |    |    |    |    |  |
|--------------------------------|--------------|---|---|----|-------|----|----|----|----|--|
| Year                           | GP           | G | A | TP | P/PIA | PP | GW | SH | HT |  |
| 99-00                          | 23           | 4 | 3 | 7  | 9/29  | 0  | 1  | 0  | 0  |  |
| 00-01                          | Did Not Play |   |   |    |       |    |    |    |    |  |
| Total                          | 23           | 4 | 3 | 7  | 9/29  | 0  | 1  | 0  | 0  |  |

| Welch's Career Bests |                                    |
|----------------------|------------------------------------|
| Goals (Game):        | 2 (2/18/00 @ Michigan Tech)        |
| Assists (Game):      | 1 (8 times, last 3/18/00 vs. SCSU) |
| Points (Game):       | 2 (2/18/00 @ Michigan Tech)        |

**2000-01**

Played the 2000-01 season with the Omaha Lancers of the United States Hockey League (USHL) • team finished 40-14 • helped lead the Lancers to the USHL's Clark Cup • led the league in playoff scoring with 9-13--22 in 12 games • tied for 11th in the league for scoring with 30-27--57 in 52 games • ranked fifth in goal scoring and second in game-winning goals (8) • team followed USHL title by winning the Gold Cup National Junior "A" Championship Tournament.

**1999-2000 • Freshman Season**

Played in 36 games in his first season with Minnesota • had totals of 6-8--14 • ranked second on the team in freshman scoring • had 4-3--7 in 23 WCHA contests • collected first career point with his goal against North Dakota (10/23) • had 1-0--1 in his first 11 games and 5-8--13 in his final 25 games • had two four-game point streaks, including a streak during postseason to finish the season • tallied first multi-point game with two goals in 9-2 win at Michigan Tech (2/18) • had two game-winning goals on the year • collected game-winning goal in 3-1 win at Alaska-Anchorage (12/4) • collected first letter.

**High School**

A graduate of Hastings High School • high school coach was his father, Russ Welch • had totals of 34-47--81 in his senior season to help Hastings to a runner-up finish in the state high school tournament • posted career numbers of 76-123--199 • claimed nine letters as a prep athlete (football-3, hockey-3, baseball-3) • played running back on the gridiron and catcher on the diamond • named all-conference, all-metro and all-state in all three sports as a senior • won eight total all-conference honors (2-football, 3-hockey, 3-baseball) • named Associated Press Player of the Year in hockey


• finalist for Mr. Hockey • named Pioneer Press and Varsity Online Athlete of the Year • member of USA Select 15, 16 and 17 teams • member of the Student Council and honor roll.

**Personal**

Undecided on a major • lists most memorable sports thrill as scoring the game-tying goal with 40 seconds left and game-winning goal with two seconds left in the state quarterfinal hockey game against Blaine • enjoys all sports and video games in his spare time • secret ambition is to become a movie star • son of Russ and Lisa Welch • born 2/23/81.

| Career vs. Opponents |                |
|----------------------|----------------|
| North Dakota         | 1-0--1 (2 GP)  |
| North Dakota State   | has not played |
| Colgate              | has not played |
| Michigan Tech        | 2-0--2 (2 GP)  |
| MSU, Mankato         | 1-0--1 (3 GP)  |
| Minnesota-Duluth     | 0-0--0 (3 GP)  |
| Michigan             | 0-1--1 (1 GP)  |
| Michigan State       | 0-0--0 (1 GP)  |
| St. Cloud State      | 0-1--1 (4 GP)  |
| Denver               | 0-2--2 (2 GP)  |
| Mariucci Classic     | 1-1--2 (2 GP)  |
| Ferris State         | has not played |
| Providence           | has not played |
| Western Michigan     | has not played |
| Wisconsin            | 0-2--2 (5 GP)  |
| Alaska-Anchorage     | 1-0--1 (2 GP)  |
| Colorado College     | 0-1--1 (5 GP)  |
| WCHA First Round     | 0-1--1 (2 GP)  |
| WCHA Final Five      | 1-2--3 (3 GP)  |
| NCAA Tournament      | has not played |
| POSTSEASON TOTAL     | 1-3--4 (5 GP)  |





# GOLDEN GOPHER HOCKEY



## WEEKLY RELEASE February 26, 2002

### SCHEDULE/RESULTS

|                  |                     |            |
|------------------|---------------------|------------|
| Oct. 5           | at North Dakota%    | W 7-5      |
| Oct. 19          | BEMIDJI STATE*      | W 7-2      |
| Oct. 20          | BEMIDJI STATE       | W 7-1      |
| Oct. 26          | COLGATE             | W 8-0      |
| Oct. 27          | COLGATE*            | W 9-0      |
| Nov. 2           | at Michigan Tech*   | W 7-3      |
| Nov. 3           | at Michigan Tech    | T 5-5      |
| Nov. 9           | MSU, MANKATO        | W 5-3      |
| Nov. 10          | MSU, MANKATO        | W 4-2      |
| Nov. 16          | MINN.-DULUTH*       | W 5-1      |
| Nov. 17          | MINN.-DULUTH        | W 5-3      |
| Nov. 23          | Michigan#           | W 5-2      |
| Nov. 25          | at Michigan State#* | T 4-4      |
| Nov. 30          | ST. CLOUD STATE     | L 2-3      |
| Dec. 1           | at St. Cloud State  | T 2-2      |
| Dec. 7           | at Denver*          | W 2-1      |
| Dec. 8           | at Denver           | L 3-4      |
| Dec. 28          | MARIUCCI CLASSIC#*  |            |
| vs. Ferris State |                     | W 3-2      |
| Dec. 29          | MARIUCCI CLASSIC#*  |            |
| vs. Providence   |                     | W 6-1      |
| Jan. 5           | NORTH DAKOTA        | L 3-4      |
| Jan. 6           | NORTH DAKOTA*       | W 2-1      |
| Jan. 11          | at Wisconsin*       | L 3-8      |
| Jan. 12          | at Wisconsin        | W 6-2      |
| Jan. 18          | at Alaska Anchorage | T 3-3      |
| Jan. 19          | at Alaska Anchorage | W 5-2      |
| Jan. 25          | DENVER              | L 1-3      |
| Jan. 26          | DENVER              | W 6-1      |
| Jan. 28          | FRENCH OLYMPICS     | W 6-2      |
| Feb. 1           | at Minnesota-Duluth | L 2-5      |
| Feb. 2           | at Minnesota-Duluth | W 2-1      |
| Feb. 8           | at North Dakota*    | W 6-4      |
| Feb. 9           | at North Dakota     | W 4-3      |
| Feb. 15          | COLORADO COLL.      | L 5-6      |
| Feb. 16          | COLORADO COLL.      | W 7-3      |
| Feb. 22          | WISCONSIN           | W 6-3      |
| Feb. 23          | WISCONSIN           | W 4-3 (ot) |
| March 1          | at St. Cloud State  | 7:05       |
| March 2          | ST. CLOUD STATE*    | 7:05       |
| March 8-10       | WCHA First Round    |            |
| March 14-16      | WCHA Final Five     |            |
| March 22-24      | NCAA Regional       |            |
| April 4-6        | NCAA Frozen Four^   |            |

% - Hall of Fame Game  
\$ - exhibition game  
# - non-conference game  
^ - Xcel Energy Center, St. Paul, Minn.  
all game times are Central  
game times are subject to change  
\* - Game heard on KCCO 950-AM (all  
others heard on WCCO 830-AM)

### UP NEXT...

#2 St. Cloud State (27-6-2, 19-5-2) vs.

#6 MINNESOTA (24-7-4, 16-7-3)

National Hockey Center (5,763) / Mariucci Arena (10,000)

7:05 p.m. • Friday, March 1, 2002 • St. Cloud

7:05 p.m. • Saturday, March 2, 2002 • Minneapolis

**The Series vs. St. Cloud State:** Minnesota leads the all-time series vs. St. Cloud State by a 27-17-7 advantage (.600). The Huskies are 8-2-2 in the last 12 meetings. St. Cloud State is 4-0-1 since being swept by the Golden Gophers on Nov. 17-18, 2000. The two teams first met on Oct. 12, 1990 and dueled to a 3-3 tie. Minnesota followed that tie with 10 consecutive victories.

**Earlier This Season:** Following a 3-2 loss on Friday night vs. second-ranked St. Cloud State, the Golden Gophers rallied for a 2-2 tie the following night at the National Hockey Center in St. Cloud. Minnesota trailed 2-0 entering the third period, but goals from Barry Tallackson and Jordan Leopold salvaged a point for the Golden Gophers. Adam Hauser stopped a career-high 45 shots in the tie.

**Hauser vs. the Huskies:** Senior goaltender Adam Hauser is 4-6-4 in his career against St. Cloud State. He owns a 3.05 goals-against-average and an .898 saves percentage. Hauser is 1-2-2 in games played in St. Cloud with a 2.88 gaa and .905 saves percentage. At Mariucci Arena, he is 2-2-2 with a 2.21 gaa and .913 saves percentage. Two of his eight career shutouts have come against the Huskies.

**About the Huskies:** St. Cloud State returns 19 letterwinners from last year's team which finished second in the WCHA, won the WCHA Final Five and earned a bye in the NCAA Tournament. The Huskies were eliminated by Michigan.

SCSU has three of its top five scorers back from a year ago, including Mark Hartigan and Jon Cullen.

St. Cloud State has had to overcome to the loss of All-American goaltender Scott Meyer. The Huskies return a pair of netminders who saw limited action in 2000-01. Dean Weasler ranks second in the WCHA with a 2.03 goals-against-average and .930 saves percentage.

**Lucia vs. the Huskies:** Don Lucia owns a 24-19-3 mark vs. St. Cloud State during his career, including a 2-8-2 mark with Minnesota. Lucia was 11-0-1 in his first 12 meetings with the Huskies while with Colorado College.

### Series Information

Minnesota leads 27-17-7  
First meeting - 10/12/90, T 3-3  
Last meeting - 12/1/01, T 2-2  
'00s - SCSU 7-2-1  
90s - MN 25-11-6  
Last sweep by MN - 11/17-18/00  
Last sweep by SCSU - 3/2-3/01

### Team Comparisons

|                |                    |                |
|----------------|--------------------|----------------|
| Minnesota      |                    | SCSU           |
| 52/182 (.286)  | PP                 | 62/194 (.320)  |
| 12/39 (.308)   | WCHA PP            | 51/151 (.338)  |
| 141/166 (.849) | PK                 | 172/198 (.869) |
| 29/36 (.806)   | WCHA PK            | 127/144 (.882) |
| 15-4-0         | Home               | 14-2-1         |
| 9-3-4          | Away               | 12-4-1         |
| 4.6            | Goals/Game         | 4.5            |
| 2.7            | Goals Allowed/Game | 2.1            |
| 37.3           | Shots/Game         | 33.2           |
| 7.5            | Penalties/Game     | 8.3            |

### MEDIA INFORMATION

**TV:** Fox Sports North  
- Frank Mazzocco-  
play-by-play;  
Doug Woog - color

**RADIO:** WCCO-830 AM;  
- Wally Shaver - play-by-play;  
Glen Sonmor - color

**INTERVIEWS:** The coaching staff and players are available for interviews on Wednesday this week by request through the Media Relations office. The Golden Gopher locker room is CLOSED to the media at all times.

**ON THE WEB:** All Golden Gopher hockey games can be heard at [www.gophersports.com](http://www.gophersports.com). Click on the "Gameday" link.

### University of Minnesota Media Relations

Phone: (612) 625-4090

Fax: (612) 625-0359

Website: [www.gophersports.com](http://www.gophersports.com)

Contact: John Romo

Phone: (612) 624-7318

E-Mail: [romox001@umn.edu](mailto:romox001@umn.edu)

## 2001-02 Record When...

|                                     |        |
|-------------------------------------|--------|
| Overall Record                      | 24-7-4 |
| WCHA Record                         | 16-7-3 |
| Home Record                         | 15-4-0 |
| Road Record                         | 9-3-4  |
| Neutral Site Record                 | 0-0-0  |
| Last 20 Games (including last year) | 13-6-1 |
| Last 10 Games (including last year) | 7-3-0  |
| Last 5 Games (including last year)  | 4-1-0  |
| Scoring A Power-Play Goal           | 21-3-4 |
| Not Scoring A Power-Play Goal       | 3-4-0  |
| Allowing A Power-Play Goal          | 9-4-3  |
| Not Allowing A Power-Play Goal      | 15-3-1 |
| Scoring A Short-Handed Goal         | 8-2-1  |
| Allowing A Short-Handed Goal        | 0-2-1  |
| 10 Or More Penalties                | 5-2-2  |
| Fewer Than 10 Penalties             | 19-5-2 |
| More Penalties Than Opponent        | 7-3-2  |
| Fewer Penalties Than Opponent       | 13-4-1 |
| Same Amount Of Penalties            | 4-0-1  |
| In One-Goal Games                   | 6-4-0  |
| In Two-Goal Games                   | 5-1-0  |
| In Three-Goal or More Games         | 13-2-0 |
| In Overtime Games                   | 0-0-4  |
| Scoring 4 or More Goals             | 20-1-2 |
| Scoring 3 or Fewer Goals            | 4-6-2  |
| Scoring 3 or More Goals             | 20-4-3 |
| Scoring 2 or Fewer Goals            | 3-3-1  |
| Allowing 4 or More Goals            | 2-5-2  |
| Allowing 3 or Fewer Goals           | 22-2-2 |
| Scoring First Goal Of Game          | 12-1-1 |
| Opponents Score First               | 12-6-3 |
| Leading After One Period            | 12-1-2 |
| Trailing After One Period           | 6-3-1  |
| Tied After One Period               | 6-3-1  |
| Scoring First Goal Of Second Period | 14-1-1 |
| Leading After Two Periods           | 16-2-1 |
| Trailing After Two Periods          | 5-5-2  |
| Tied After Two Periods              | 3-0-1  |
| Scoring First Goal Of Third Period  | 19-1-3 |
| Having 10-19 Shots On Goal          | 0-0-0  |
| Having 20-29 Shots On Goal          | 3-0-2  |
| Having 30-39 Shots On Goal          | 11-4-1 |
| Having 40 or More Shots On Goal     | 10-3-1 |
| Allowing 10-19 Shots On Goal        | 2-0-0  |
| Allowing 20-29 Shots On Goal        | 15-4-2 |
| Allowing 30-39 Shots On Goal        | 7-3-1  |
| Allowing 40 or More Shots On Goal   | 0-0-1  |
| Outshooting Opponent                | 19-6-2 |
| Opponent Outshoots Minnesota        | 5-1-1  |
| Shots Are Even                      | 0-0-1  |
| October                             | 5-0-0  |
| November                            | 6-1-2  |
| December                            | 3-1-1  |
| January                             | 4-3-1  |
| February                            | 6-2-0  |
| March                               | 0-0-0  |
| Tuesdays                            | 0-0-0  |
| Fridays                             | 11-5-1 |
| Saturdays                           | 12-2-2 |
| Sundays                             | 1-0-1  |
| Series Record                       | 5-0-9  |
| Games Following A Win               | 14-6-3 |
| Games Following A Loss              | 6-0-1  |
| Games Following A Tie               | 3-1-0  |

## News & Notes

**Golden Gophers Clinch Third With Sweep:** Minnesota swept Wisconsin this past weekend at Mariucci Arena and clinched third place in the WCHA. The Golden Gophers scored four second-period goals en route to a 6-3 win on Friday. Five different Golden Gophers had multi-point games. In the rematch, Wisconsin scored a pair of goals 50 seconds apart to tie the game at three in the second period. In overtime, Jordan Leopold stole the win with his goal at 2:01.

**Golden Gophers Remain Steady in Weekly Rankings:** For the second week in a row, Minnesota is rated sixth in the latest *USA Today/American Hockey Magazine* rankings.

Denver maintained its hold on number one, followed by St. Cloud State and New Hampshire. Michigan State and Boston University round out the top five. Colorado College dropped three spots to number 10. Based on number of votes, Alaska Anchorage is 17th following its sweep of C.C.

**Leo Climbs the Charts:** All-American Jordan Leopold collected his 18th goal of the season in overtime on Saturday night. That total is just one behind Randy Skarda's school record of 19 by a defenseman. With 43 career goals, Leopold moved into a tie for 5th place all-time among WCHA defensemen.

He became the school's all-time leading goal scorer among defensemen with his two third-period goals in a 2-1 win over North Dakota on Jan. 6. With 135 points and 93 assists, he ranks third and fifth all-time in school history, respectively.

Leopold has three game-winning goals on the season with two of those coming in one-goal games. He also has two game-tying goals.

Leopold leads the nation in goals by a defenseman and ranks second in points.

**More on Leo:** Arguably the top defenseman in the nation, Jordan Leopold surprised many by returning for his senior season. After a dominating junior campaign, Leopold has established himself as a prime candidate for the Hobey Baker Award. He is one of only two returning Hobey Baker Award finalists from a year ago. After leading the nation in defenseman scoring, Leopold was a first-team All-American and Minnesota's first WCHA Defensive Player of the Year. Of the four first-team All-Americans on defense from last season, Leopold is the lone returnee.

**Pohl Makes His Push:** Senior John Pohl continued his bid for postseason accolades with a five-point weekend. He had a goal and two assists in the 6-3 win on Friday and followed that with his sixth two-goal game of the season on Saturday.

Pohl had a pair of multi-point games on the weekend. He now has 22 multi-point games on the year, including seven straight (8-10--18). In the process, he moved into a tie for the national lead in scoring with 64 points. His 64 points is the most by a Golden Gopher since Brian Bonin's 81 in 1995-96.

He now ranks 10th in school history with 185 career points and is tied for eighth with 118 assists.

### Career Scoring vs. St. Cloud State

| Player (games)       | G-A--Pts | Notes                            |
|----------------------|----------|----------------------------------|
| Jordan Leopold (16)  | 5-8--13  | Game-tying goal on 12/1/01       |
| John Pohl (16)       | 6-4--10  | 1g in 2-0 win on 11/17/00        |
| Jeff Taffe (11)      | 2-3--5   | 1g in 4-3 ot loss on 12/10/99    |
| Nick Angell (15)     | 0-4--4   | 2a on in 4-3 ot loss on 12/10/99 |
| Erik Wendell (12)    | 2-0--2   | first career goal on 10/23/98    |
| Barry Tallackson (2) | 2-0--2   | 2g in series on 11/30-12/1/01    |
| Jon Waibel (6)       | 0-2--2   | 1a in 4-3 win on 11/18/00        |
| Paul Martin (6)      | 0-2--2   | 1a in 2-2 tie on 12/1/01         |
| Judd Stevens (2)     | 0-2--2   | 1a in 2-2 tie on 12/1/01         |
| Nick Anthony (11)    | 1-1--2   | 1g in 4-3 win on 11/18/00        |
| Matt DeMarchi (3)    | 1-0--1   | 1g in 5-2 loss on 3/2/01         |
| Grant Potulny (6)    | 0-1--1   | 1a in 5-2 loss on 3/2/01         |
| Troy Riddle (6)      | 1-0--1   | GWG in 2-0 win on 11/17/00       |
| Keith Ballard (2)    | 0-1--1   | 1a in 3-2 loss on 11/30/01       |
| Jake Fleming (2)     | 0-1--1   | 1a in 2-2 tie on 12/1/01         |



**Pohl Competing For Scoring Title:** Senior John Pohl is tied for the national lead in scoring with 64 points. He is attempting to become the first Minnesota player since Brian Bonin to lead the nation in regular-season scoring. Bonin, en route to winning the Hobey Baker Award, had 81 points in 1995-96. Pohl also leads the nation with 42 assists (no one else has more than 35) and is tied with teammate Jeff Taffe for the national lead with 13 power-play goals.

**Stepping Up:** One of the top trios in the country, Minnesota's trifecta has carried the Golden Gophers down the stretch. John Pohl, Jordan Leopold and Jeff Taffe had 7-5--12 in the sweep of Wisconsin. The trio has been held scoreless in the same game just once this season (3-1 loss to DU on Jan. 25).

**Triumphant Return:** Junior Nick Anthony has added a spark to the Minnesota offense since his return from a sports hernia which kept him out of the lineup for 14 games. In his four games back, he has 4-2--6. Over that four-game stretch, Anthony and his linemates, John Pohl and Troy Riddle, rank 1-2-3 in scoring for Minnesota. They have combined for 9-17--26.

**Hauser Ties Marks:** Senior Adam Hauser earned a pair of victories this past weekend. On Friday night, he also set three more records. With his 74th career win, he moved past Robb Stauber's career record. Hauser also passed UW's Graham Melanson to become the WCHA's career leader in games played (142) and minutes played (8,256).

Hauser stopped 57 of 63 shots on the weekend vs. the Badgers and for the sixth time in his career, he was named WCHA Defensive Player of the Week.

Hauser wrapped up a perfect February with a 5-0-0 record and a 2.11 goals-against-average and .928 saves percentage.

If the season ended today, Hauser would own the third lowest goals-against-average (2.44) for a single-season in school history. His .910 saves percentage would rank fifth all-time.

**The Dean of WCHA Goalies:** With 142 games under his belt, Adam Hauser is the dean of WCHA goalies. Ironically, Hauser is not even close to being the oldest. At 21 years old, Hauser is younger than several of league's top netminders. Denver's Wade Dubielewicz is a 22-year old junior, SCSU's Dean Weasler is a 23-year old senior, Wisconsin's Scott Kabotoff is a 22-year old junior and Colorado College's Jeff Sanger is a 23-year old senior.

**To The Rescue:** Minnesota's number one goalie for nearly four years, Adam Hauser had never been called on to relieve another Golden Gopher goaltender until this season. Hauser has made four relief appearances and has a 2-0-1 record. He has allowed just two goals on 60 shots and owns a 0.78 gaa and .967 saves percentage.



*John Pohl is putting up one of the best seasons by a Golden Gopher in recent memory. He leads the nation with 42 assists and is tied for the national lead with 64 points.*

## Player Notes

### #1 ADAM HAUSER

- is 43-21-8 with a 2.61 goals-against-average and .905 save percentage in 72 career games at Mariucci Arena
- is 32-29-8 with a 3.20 goals-against-average and .898 saves percentage in 70 career games away from Mariucci Arena
- first U of M goaltender to have two assists in one season since Jeff Callinan had two in 1994-95

### #3 JORDAN LEOPOLD

- leads the nation's defensemen in goal scoring (18) and is second in points (40)
- leads team with 175 shots on goal
- seven of last eight goals have come in the third period or overtime

### #5 JON WAIBEL

- both of his game-winning goals have come at North Dakota

### #6 JUDD STEVENS

- broke eight-game scoreless streak with assist on Saturday night

### #9 JOHN POHL

- his five assists vs. Colgate (10/27) is a national best
- leads the nation in total points, assists per game and power-play goals

### #10 PAUL MARTIN

- team is 7-0-0 when he scores a goal this season

### #11 ERIK WENDELL

- younger sister Krissy was a member of the U.S. Olympic Hockey Team
- eight goals this season is a career high

### #13 KEITH BALLARD

- only player from the WCHA on the U.S. Junior National Team

### #15 MIKE ERICKSON

- out of the lineup since breaking his foot vs. Minnesota-Duluth, Nov. 17

### #17 GARRETT SMAAGAARD

- has not played in last nine games

### #19 MATT DEMARCHI

- team is 11-0-3 over the past two seasons when he is called for three or more penalties

### #21 TROY RIDDLE

- has 1-8--9 in his last four games

### #22 JEFF TAFFE

- leads the nation in power-play goals, second in game-winning goals and fifth in goals per game
- had a power-play goal and a shorthanded goal in Friday's 6-3 win vs. Wisconsin

### LEOPOLD, POHL, TAFFE

- have combined for 34 of Minnesota's 52 power-play goals

## The Lucia Ledger

Head Coach Don Lucia

(Notre Dame, 1981)


- Third season at Minnesota. Has a career record of 71-39-8 (.636)
- 15th season as a head coach. Has a career record of 350-194-36 (.634)
- Minnesota had five more victories than the previous season in Lucia's first year in 1999-2000
- Golden Gophers improved by seven victories in the win column in Lucia's second year
- 1994 National Coach of the Year
- Two-time WCHA Coach of the Year
- Led Colorado College to three consecutive WCHA titles.
- has coached 10 All-Americans, including Golden Gopher defenseman Jordan Leopold
- has coached 35 All-WCHA teams members
- recruited the nation's most productive freshman class a year ago
- has led his teams to the NCAA Tournament in six of the last seven seasons
- led Colorado College to a national runner-up finish in 1994-95
- winningest coach in Colorado College history

## The Friendly Confines

Mariucci Arena

Opened in October, 1993

- The Golden Gophers were 18-4-1 (.804) at Mariucci Arena last season.
- Minnesota is 115-46-13 (.698) all-time at Mariucci Arena.
- The 1995-96 squad went 19-2-0 (.905) at home.
- Seating capacity has increased twice since the opening of Mariucci. Capacity increased from 9,305 to 9,700 in 1996-97. It was increased to 10,000 for this season.
- 18 luxury suites were built in the offseason.
- The largest crowd at Mariucci Arena was 10,231 on Nov. 30, 2001 vs. St. Cloud State
- The largest attendance in a single series was 20,397 vs. UND, Jan. 5-6, 2002.
- The first official game in the new Mariucci Arena was on Oct. 30, 1993. Minnesota and St. Cloud State tied 4-4.
- The longest winning streak in the new Mariucci Arena is 10 games, Nov. 12, 1995 to Feb. 9, 1996 and March 9, 2001 to November 30, 2001.
- Minnesota's longest home losing streak is just four games, Nov. 1-Dec. 19, 1997



*Minnesota celebrates after Jordan Leopold's overtime goal against Wisconsin last Saturday. It was the second time in the past two months that Leopold has scored the game-winner. He had two third-period goals in a 2-1 win vs. North Dakota on Jan. 6.*

In all, Minnesota is 3-3-1 when it changes goaltenders during a game. Travis Weber earned his first career win when he relieved Adam Hauser in the season opener at North Dakota. In the seven total relief appearances, Hauser (4), Weber (2) and Johnson (1) have a combined 1.59 goals-against-average and .912 saves percentage. That total includes one sub-par outing at Wisconsin when Weber allowed three goals on four shots in the third period. Only once has the reliever allowed more than two goals.

**The Head Coach:** Golden Gopher Head Coach Don Lucia has a career coaching record of 350-194-36 (.634) in 14 seasons behind the bench. He owns a 71-39-8 mark (.636) with the Golden Gophers. His teams have won 20 or more games in each of the past nine seasons and have had just one sub-par .500 season in the past 14 years. He has guided his teams to the NCAA Tournament in six of the past seven campaigns.

**The Comeback Trail:** Minnesota is a remarkable 5-5-2 when trailing after two periods. From 1997-2001, the Golden Gophers were 1-52-5. This past weekend marked the seventh time that Minnesota or its opponent rallied for a win after trailing after two periods. Minnesota led 4-3 on Friday night at the start of the third period, but the Tigers rallied for a 6-5 win. North Dakota owns the other comeback, rallying from a 2-0 deficit on Jan. 5 for a 4-3 win.

**The Magic Number:** Minnesota is 16-0-1 when its goaltender has a saves percentage of .900 or better. When the opposing netminder has a saves percentage of .900 or better, the Golden Gophers are 5-6-1.

**On the Road Again:** Minnesota has just one game remaining on the road, at St. Cloud State on March 1. Minnesota has trailed in 12 of its 16 road games this season. The Golden Gophers are 6-3-3 in those contests. Minnesota has trailed by two or more goals in nine road games and has a record of 3-4-2 in those contests. Minnesota is 9-3-4 away from Mariucci Arena this year, as compared to 8-6-1 last year. The four road ties is the second-highest single-season total in school history. The Golden Gophers close out the regular season with three of their remaining four games at Mariucci Arena.

**The Take on Taffe:** Junior sniper Jeff Taffe found his scoring touch vs. Wisconsin after not collecting a goal in the previous three games. He tallied three vs. the Badgers including his 13th power-play goal of the season. Taffe's 28 goals on the season is the most since Brian Bonin had 34 in 1995-96. Taffe and John Pohl lead the nation with 13 power-play goals, while Taffe ranks second with six game-winning goals. His six game-winners are also tied for the third-highest mark in a single-season in school history. He has 12 game-winning goals in his career.

On Friday night, Taffe had his eighth career multi-goal game of the season. Seven of those have come this season.

**Series Split:** Since New Year's, the Golden Gophers are 2-5-1 in WCHA series openers and 8-0-0 in the rematches.

In the openers, Minnesota goaltenders have a 4.45 goals-against-average and .841 saves percentage. In the rematches, those numbers drop to 1.99 and .928, respectively.

In the eight series finales, the Golden Gophers have been outscored by a 7-6 margin in the first period, but hold an 18-2 edge in third-period scoring.

**Between the Pipes:** While Adam Hauser has seen the majority of playing time, freshmen Travis Weber and Justin Johnson have seen action as well. The two rookies are a combined 9-2-0 with a 3.21 goals-against-average and .878 saves percentage.

At Mariucci Arena, Hauser is 9-3-0 with a 2.15 gaa and .912 saves percentage. Weber is 4-1-0 with a 2.28 gaa and .910 saves percentage. Johnson is 2-0-0 with a 1.96 gaa and .926 saves percentage.

On the road, Hauser is 6-2-4 with a 2.86 gaa and .906 saves percentage. Weber is 2-1-0 with a 5.05 gaa and .800 saves percentage. Johnson is 1-0-0 with a 5.22 gaa and .837 saves percentage.

**Bouncing Back:** Minnesota has yet to lose two games in a row this season. The Golden Gophers have not lost two games in a row at Mariucci Arena since Nov. 24-25, 2000 in the College Hockey Showcase. Minnesota has not been swept at home in WCHA play since Feb. 25-26, 2000 against Wisconsin.

This is the latest a Golden Gopher team has gone without consecutive losses since 1991-92. The last team to go an entire season without two losses in a row was the 1984-85 squad.

**Battling the Best:** Minnesota has a 4-4-2 record against teams currently ranked in the top-10 of the *USA Today* poll (Denver, St. Cloud State, Colorado College, Michigan, Michigan State). The four losses have been by a total of five goals.

**Overtime Breakthrough:** Saturday's win was the first Minnesota win in overtime since March 11, 2000, when the Golden Gophers defeated Colorado College 3-2. Since then, Minnesota had gone 0-2-6 in overtime games. Under Don Lucia, the Golden Gophers are 4-7-8 in overtime games.

**Sophomore Slump?:** The nation's most productive freshman class a year ago, this year's sophomores have been even more dominating this season. A year ago, the group of six had 47-56--103 after 35 games. This year, the sophomores have accounted for 45-96--141.

**On the Defensive:** While Jordan Leopold receives the majority of the attention among Golden Gopher blueliners, Minnesota can boast one of the top defensive units in the nation. Playing alongside Leopold, Matt DeMarchi, a second-round NHL Draft pick, is one of the most physical players in the WCHA. Sophomore Paul Martin is second in the league behind Leopold in defenseman scoring. The trio is joined by this year's preseason WCHA newcomer of the year Keith Ballard.

**Specialty Switch:** Prior to the Mariucci Classic, the Golden Gopher power-play was operating at a stellar 34.0 percent. Since then, Minnesota's percentage has been 21.8 percent. The Golden Gopher penalty kill was at 82.2 percent prior to the Classic, but has been at 86.8 percent since. Minnesota did not allow a shorthanded goal in the first 17 games, but has allowed five in the last 18.

**Season Finales:** This is the third straight year that Minnesota will close out the regular season vs. the Huskies. The Golden Gophers were swept the two previous years. Two years ago, Minnesota played without Adam Hauser who was out due to mononucleosis. Over the past three years, Minnesota is 0-5-1 in the last series of the regular season.

**Non-Conference Wrap:** Minnesota wrapped up one of its most successful non-conference schedules at the Mariucci Classic on Dec. 28-29. The Golden Gophers were 8-0-1 in non-league contests. Minnesota averaged 6.2 goals per game with its power-play clicking at 42.6 percent (20-47). The Golden Gophers allowed just 1.9 goals per game.

In WCHA play, Minnesota is averaging 4.0 goals per contest and allowing 3.0. The Golden Gopher power-play is at 23.7 percent (32-135).

**Packed House:** Minnesota has played in front of crowd of 10,000 or more in 16 of its 35 games, 11 of which have been at Mariucci Arena.

**Senior Night:** Although a first-round playoff series awaits, Saturday will be Senior Night at Mariucci Arena. Six seniors (Nick Angell, Adam Hauser, Jordan Leopold, Pat O'Leary, John Pohl, Erik Wendell) will be honored for their contributions during their career. The group could have the distinction of being only the third class in school history to improve its winning percentage every year of their careers. From 1929-33 and 1971-75, the Golden Gophers improved their winning percentage each year.

The following is a breakdown of the seniors' record:

|               |                        |
|---------------|------------------------|
| 1998-99:      | 15-19-9 (.453)         |
| 1999-2000:    | 20-19-2 (.512)         |
| 2000-01:      | 27-13-2 (.667)         |
| 2001-02:      | 24-7-4 (.743)          |
| <b>Total:</b> | <b>86-58-17 (.587)</b> |

**The Home and Home:** Since the series began in 1990-91, Minnesota and St. Cloud State have been playing a home-and-home series. When St. Cloud hosts the series openers, the Golden Gophers are 5-4-2. When Minnesota hosts the second game at Mariucci Arena, the Golden Gophers are 7-1-3 (the lone loss was on Dec. 15, 1996, 4-3 in overtime).

### Down the Stretch

| Team (Pts) | Remaining Schedule   | Opp. WCHA %    |
|------------|----------------------|----------------|
| DU (41)    | H -<br>A - UND (2)   | 10-14-2 (42.3) |
| SCSU (40)  | H - UM<br>A - UM     | 16-7-3 (67.3)  |
| UM (35)    | H - SCSU<br>A - SCSU | 19-5-2 (76.9)  |
| CC (30)    | H - MTU (2)<br>A -   | 4-20-2 (19.2)  |
| MSUM (24)  | H -<br>A -           | -----          |
| UAA (24)   | H -<br>A -           | -----          |
| UW (23)    | H - UMD (2)<br>A -   | 6-17-3 (28.8)  |
| UND (22)   | H - DU (2)<br>A -    | 20-5-1 (78.8)  |
| UMD (15)   | H -<br>A - UW (2)    | 10-13-3 (44.2) |
| MTU (10)   | H -<br>A - CC (2)    | 14-10-2 (57.7) |

## THE LAST TIME IT HAPPENED

### Minnesota Swept A Road Series:

February 8-9, 2002 at North Dakota (6-4, 4-3)

### Minnesota Was Swept In A Road Series:

December 1-2, 2000 at Denver (4-0, 4-1)

### Minnesota Swept A Home Series:

February 22-23, 2002 vs. Wisconsin (6-3, 4-3 ot)

### Minnesota Was Swept In A Home Series:

February 25-26, 2000 vs. Wisconsin (4-2, 5-4)

### Minnesota Shut Out An Opponent:

October 27, 2001 vs. Colgate  
(Justin Johnson, 9-0)

### An Opponent Shut Out Minnesota:

March 16, 2001 vs. St. Cloud State (Scott Meyer, 3-0)

### Minnesota Player Scored A Hat Trick:

November 23, 2001 at Michigan  
(Jeff Taffe, 5-2 Minnesota win)

### Minnesota Player Scored A Pure Hat Trick:

February 26, 1999 at Minnesota-Duluth  
(Wyatt Smith, 4-1 Minnesota win)

### An Opponent Scored A Hat Trick:

March 2, 2001 vs. St. Cloud State  
(Jon Cullen, three goals, 6-1, Minnesota loss)

### Minnesota Player Scored Four Goals In A Game:

February 27, 1999 at Minnesota-Duluth  
(Reggie Berg, 10-7 Minnesota win)

### Minnesota Won When Trailing After Two Periods:

February 8, 2002 at North Dakota  
(4-3/trailing 3-1 heading into third period)

### Minnesota Had 50 or More Shots On Goal In A Game:

January 11, 2002 at Wisconsin  
(53 shots, 8-3 Minnesota loss)

### Opponent Had 50 or More Shots On Goal In A Game:

January 31, 1997 at North Dakota  
(51 shots, 6-4 Minnesota loss)

### Minnesota Player Scored A Shorthanded Goal:

February 22, 2002 vs. Wisconsin  
(Jeff Taffe, second period, 6-3 win)

### Minnesota Won In Overtime:

February 23, 2002 vs. Wisconsin (4-3)

### Minnesota Lost In Overtime:

March 23, 2001 vs. Maine (5-4)

### Minnesota Tied In Overtime:

December 1, 2001 at St. Cloud State (2-2)

### Minnesota Scored 10 Goals Or More In A Game:

December 9, 2000 vs. Quinnipiac  
(11-2 Minnesota win)

### Opponent Scored 10 Goals Or More In A Game:

January 30, 1993 at Michigan Tech  
(10-2 Minnesota loss)

## Career Game Highs

### #1 Adam Hauser

Goals Allowed: 0 (8 times, last 10/26/01 vs. Colgate)  
Saves: 45 (12/1/01 at SCSU)  
Saves %: 1.000 (8 times, last 10/26/01 vs. Colgate)

### #3 Jordan Leopold

Goals: 2 (6 times, last 1/6/02 vs. UND)  
Assists: 3 (5 times, last 3/17/01 vs. CC)  
Points: 4 (2 times, 1/20/01 at Wis.)

### #5 Jon Waibel

Goals: 1 (6 times, last 2/9/02 at UND)  
Assists: 1 (9 times, last 12/8/01 at DU)  
Points: 2 (11/17/01 vs. UMD)

### #6 Judd Stevens

Goals: 1 (12/29/01 vs. Prov.)  
Assists: 2 (2 times, last 10/27/01 vs. Colgate)  
Points: 2 (3 times, last 12/29/01 vs. Prov.)

### #9 John Pohl

Goals: 3 (1/15/00 vs. Denver)  
Assists: 5 (10/27/01 vs. Colgate)  
Points: 5 (10/27/01 vs. Colgate)

### #10 Paul Martin

Goals: 1 (10 times, last 2/16/02 vs. CC)  
Assists: 3 (2 times, last 1/12/02 at UW)  
Points: 3 (2 times, last 1/12/02 at UW)

### #11 Erik Wendell

Goals: 2 (2/2/01 vs. MTU)  
Assists: 2 (10/5/01 at UND)  
Points: 2 (6 times, last 11/17/01 vs. UMD)

### #13 Keith Ballard

Goals: 2 (1/26/02 vs. Denver)  
Assists: 2 (2 times, last 11/17/01 vs. UMD)  
Points: 2 (2 times, last 11/17/01 vs. UMD)

### #15 Mike Erickson

Goals: 1 (10/5/01 at UND)  
Assists: 2 (10/26/01 vs. Colgate)  
Points: 2 (10/26/01 vs. Colgate)

### #16 Nick Anthony

Goals: 2 (2 times, last 2/15/02 vs. CC)  
Assists: 2 (3 times, last 2/22/02 vs. UW)  
Points: 3 (3 times, last 2/22/02 vs. UW)

### #17 Garrett Smaagaard

Goals: 1 (1/12/02 at UW)  
Assists: 1 (2 times, last 12/29/01 vs. Prov.)  
Points: 1 (2 times, last 12/29/01 vs. Prov.)

### #18 Grant Potulny

Goals: 3 (1/20/01 at Wis.)  
Assists: 2 (2 times, last 2/23/02 vs. UW)  
Points: 3 (4 times, last 10/27/01 vs. Colgate)

### #19 Matt DeMarchi

Goals: 1 (8 times, last 2/22/02 vs. UW)  
Assists: 2 (2 times, last 2/16/01 vs. CC)  
Points: 2 (5 times, last 2/15/02 vs. CC)

### #20 Joey Martin

Goals: n/a  
Assists: 1 (6 times, last 2/16/02 vs. CC)  
Points: 1 (6 times, last 2/16/02 vs. CC)

### #21 Troy Riddle

Goals: 2 (4 times, last 10/26/01 vs. Colgate)  
Assists: 4 (2/15/02 vs. CC)  
Points: 4 (2/15/02 vs. CC)

### #22 Jeff Taffe

Goals: 3 (11/23/01 at Michigan)  
Assists: 4 (2/18/00 at MTU)  
Points: 5 (10/19/01 vs. BSU)

### #23 Dan Welch

Goals: 2 (2/18/00 at MTU)  
Assists: 1 (11 times, last 2/23/02 vs. UW)  
Points: 2 (2 times, last 2/22/02 vs. UW)

### #24 Matt Koalska

Goals: 2 (10/27/01 vs. Colgate)  
Assists: 3 (10/19/01 vs. BSU)  
Points: 4 (10/27/01 vs. Colgate)

### #25 Pat O'Leary

Goals: 2 (2 times, last 12/30/00 vs. LSSU)  
Assists: 1 (8 times, last 12/28/01 at FSU)  
Points: 2 (2 times, last 1/6/01 at UAA)

### #26 Nick Angell

Goals: 1 (9 times, last 2/16/02 vs. CC)  
Assists: 3 (11/2/01 at MTU)  
Points: 3 (11/2/01 at MTU)

### #27 Barry Tallackson

Goals: 2 (2/8/02 at UND)  
Assists: 1 (6 times, last 2/23/02 vs. UW)  
Points: 2 (2 times, last 2/8/02 at UND)

### #28 Brett MacKinnon

Goals: 1 (11/23/01 at MSU)  
Assists: 1 (2 times, last 12/29/01 vs. Prov.)  
Points: 1 (3 times, last 12/29/01 vs. Prov.)

### #29 Jake Fleming

Goals: 1 (3 times, last 2/9/02 at UND)  
Assists: 1 (8 times, last 1/19/02 at UAA)  
Points: 1 (10 times, last 1/19/02 at UAA)

### #31 Travis Weber

Goals Allowed: 1 (3 times, last 1/6/02 vs. UND)  
Saves: 24 (12/29/01 vs. Prov.)  
Saves %: .960 (12/29/01 vs. Prov.)

### #33 Justin Johnson

Goals Allowed: 0 (10/27/01 vs. Colgate)  
Saves: 31 (11/10/01 vs. MSU-M)  
Saves %: 1.000 (10/27/01 vs. Colgate)

## Home vs. Away

| Home   | Record        | Away  |
|--------|---------------|-------|
| 15-4-0 |               | 9-3-4 |
| 5.0    | Goals For     | 4.1   |
| 2.2    | Goals Against | 3.4   |
| 32.7   | Power-Play    | 23.1  |
| 87.4   | Penalty Kill  | 82.3  |
| 39.3   | Shots For     | 35.0  |
| 24.9   | Shots Against | 39.9  |

## Series Comparison (WCHA)

| 1st Game | Record        | 2nd Game |
|----------|---------------|----------|
| 6-6-1    |               | 10-1-2   |
| 3.8      | Goals For     | 4.2      |
| 3.6      | Goals Against | 2.5      |
| 20.8     | Power-Play    | 27.0     |
| 85.2     | Penalty Kill  | 83.1     |
| 37.9     | Shots For     | 36.2     |
| 26.8     | Shots Against | 29.4     |

**CAREER GOALS – CURRENT PLAYERS**

|                   |    |
|-------------------|----|
| John Pohl         | 66 |
| Jeff Taffe        | 50 |
| Jordan Leopold    | 43 |
| Grant Potulny     | 32 |
| Troy Riddle       | 28 |
| Erik Wendell      | 24 |
| Matt Koalska      | 17 |
| Nick Anthony      | 17 |
| Pat O'Leary       | 15 |
| Barry Tallackson  | 11 |
| Paul Martin       | 10 |
| Nick Angell       | 9  |
| Dan Welch         | 9  |
| Matt DeMarchi     | 8  |
| Keith Ballard     | 6  |
| Jon Waibel        | 6  |
| Jake Fleming      | 3  |
| Mike Erickson     | 1  |
| Brett MacKinnon   | 1  |
| Garrett Smaagaard | 1  |
| Judd Stevens      | 1  |

**CAREER ASSISTS – CURRENT PLAYERS**

|                   |     |
|-------------------|-----|
| John Pohl         | 119 |
| Jordan Leopold    | 93  |
| Jeff Taffe        | 52  |
| Paul Martin       | 45  |
| Troy Riddle       | 37  |
| Matt Koalska      | 33  |
| Grant Potulny     | 29  |
| Nick Angell       | 27  |
| Matt DeMarchi     | 21  |
| Nick Anthony      | 21  |
| Erik Wendell      | 19  |
| Judd Stevens      | 13  |
| Jon Waibel        | 11  |
| Keith Ballard     | 11  |
| Dan Welch         | 11  |
| Pat O'Leary       | 9   |
| Jake Fleming      | 8   |
| Joey Martin       | 6   |
| Barry Tallackson  | 6   |
| Brett MacKinnon   | 3   |
| Mike Erickson     | 2   |
| Adam Hauser       | 2   |
| Garrett Smaagaard | 2   |

**CAREER POINTS – CURRENT PLAYERS**

|                   |     |
|-------------------|-----|
| John Pohl         | 185 |
| Jordan Leopold    | 136 |
| Jeff Taffe        | 100 |
| Troy Riddle       | 65  |
| Grant Potulny     | 61  |
| Paul Martin       | 55  |
| Matt Koalska      | 50  |
| Erik Wendell      | 43  |
| Nick Anthony      | 38  |
| Nick Angell       | 36  |
| Matt DeMarchi     | 29  |
| Pat O'Leary       | 24  |
| Dan Welch         | 20  |
| Jon Waibel        | 17  |
| Keith Ballard     | 17  |
| Barry Tallackson  | 17  |
| Judd Stevens      | 14  |
| Jake Fleming      | 11  |
| Joey Martin       | 6   |
| Mike Erickson     | 3   |
| Brett MacKinnon   | 3   |
| Garrett Smaagaard | 3   |
| Adam Hauser       | 2   |

**CAREER GAMES – CURRENT PLAYERS**

|                   |     |
|-------------------|-----|
| John Pohl         | 156 |
| Jordan Leopold    | 155 |
| Nick Angell       | 147 |
| Adam Hauser       | 142 |
| Erik Wendell      | 141 |
| Jeff Taffe        | 111 |
| Pat O'Leary       | 111 |
| Matt DeMarchi     | 105 |
| Nick Anthony      | 86  |
| Matt Koalska      | 77  |
| Jon Waibel        | 77  |
| Grant Potulny     | 76  |
| Paul Martin       | 73  |
| Troy Riddle       | 73  |
| Dan Welch         | 47  |
| Barry Tallackson  | 35  |
| Jake Fleming      | 34  |
| Judd Stevens      | 32  |
| Keith Ballard     | 32  |
| Joey Martin       | 29  |
| Garrett Smaagaard | 19  |
| Brett MacKinnon   | 19  |
| Travis Weber      | 10  |
| Mike Erickson     | 9   |
| Chad Roberg       | 9   |
| Justin Johnson    | 6   |

**2001-02 WCHA Standings/Schedule**

| Team (Overall Record, win %)     | GP | W  | L  | T | Pts | GF  | GA  | GDif |
|----------------------------------|----|----|----|---|-----|-----|-----|------|
| Denver (27-6-1, .809)            | 26 | 20 | 5  | 1 | 41  | 103 | 56  | +47  |
| St. Cloud State (27-6-2, .800)   | 26 | 19 | 5  | 2 | 40  | 112 | 57  | +55  |
| Minnesota (24-7-4, .743)         | 26 | 16 | 7  | 3 | 35  | 105 | 79  | +26  |
| Colorado College (20-11-3, .632) | 26 | 14 | 10 | 2 | 30  | 85  | 73  | +12  |
| Alaska Anchorage (11-16-5, .422) | 28 | 10 | 14 | 4 | 24  | 79  | 96  | -17  |
| MSU, Mankato (15-17-2, .471)     | 28 | 11 | 15 | 2 | 24  | 84  | 107 | -23  |
| Wisconsin (12-18-4, .4412)       | 26 | 10 | 13 | 3 | 23  | 80  | 88  | -8   |
| North Dakota (15-16-2, .485)     | 26 | 10 | 14 | 2 | 22  | 96  | 95  | +1   |
| Minnesota-Duluth (13-20-3, .403) | 26 | 6  | 17 | 3 | 15  | 70  | 104 | -34  |
| Michigan Tech (8-24-2, .265)     | 26 | 4  | 20 | 2 | 10  | 65  | 124 | -59  |

**2001-02 Season Highs/Lows**

**Team**

|   |   |
|---|---|
| <b>MOST GOALS/GAME</b>                    | (9) 10/27 vs. Colgate   |
| <b>LEAST GOALS/GAME</b>                   | (1) 1/25 vs. Denver   |
| <b>MOST ASSISTS/GAME</b>                  | (14) 10/27 vs. Colgate  |
| <b>LEAST ASSISTS/GAME</b>                 | (2) 1/25 vs. Denver   |
| <b>MOST GOALS AGAINST/GAME</b>            | (8) 1/11 at Wisconsin   |
| <b>LEAST GOALS AGAINST/GAME</b>           | (0) two times, last 10/27 vs. Colgate                                 |
| <b>MOST ASSISTS AGAINST/GAME</b>          | (11) 1/11 at Wisconsin  |
| <b>LEAST ASSISTS AGAINST/GAME</b>         | (0) two times, last 10/27 vs. Colgate                                 |
| <b>MOST GOALS/PERIOD</b>                  | (5) 11/2 at Michigan Tech - second period                             |
| <b>MOST GOALS AGAINST/PERIOD</b>          | (4) four times, last 2/1 vs. UMD - second period                      |
| <b>MOST POWER PLAY GOALS/GAME</b>         | (5) 10/19 vs. BSU   |
| <b>MOST POWER PLAY GOALS ALLOWED/GAME</b> | (3) two times, last 2/1 at UMD  |
| <b>MOST SHOTS ON GOAL/GAME</b>            | (53) 1/11 at Wisconsin  |
| <b>LEAST SHOTS ON GOAL/GAME</b>           | (23) two times, last 1/18 at Alaska Anchorage                         |
| <b>MOST SHOTS AGAINST/GAME</b>            | (47) 12/1 at SCSU   |
| <b>LEAST SHOTS AGAINST/GAME</b>           | (18) 10/26 vs. Colgate  |
| <b>MOST SHOTS ON GOAL/PERIOD</b>          | (22) 10/20 vs. BSU - first period                                     |
| <b>MOST SHOTS AGAINST/PERIOD</b>          | (19) 12/1 at SCSU - second period                                     |
| <b>MOST PENALTIES/GAME</b>                | (15) 1/26 vs. Denver  |
| <b>LEAST PENALTIES/GAME</b>               | (3) three times, last 1/25 vs. Denver                                 |
| <b>MOST PIM/GAME</b>                      | (48) 1/11 at Wisconsin  |
| <b>LEAST PIM/GAME</b>                     | (6) three times, last 1/25 vs. Denver                                 |
| <b>MOST OPP. PENALTIES/GAME</b>           | (14) 1/26 vs. Denver  |
| <b>LEAST OPP. PENALTIES/GAME</b>          | (4) 11/23 at Michigan   |
| <b>MOST OPP. PIM/GAME</b>                 | (29) 2/9 at North Dakota  |
| <b>LEAST OPP. PIM/GAME</b>                | (8) 11/23 at Michigan   |
| <b>QUICKEST TWO GOALS</b>                 | (0:09) 11/2 at Michigan Tech – second period (Anthony, Wendell)       |
| <b>QUICKEST THREE GOALS</b>               | (2:23) 11/2 at Michigan Tech – second period (Pohl, P. Martin, Taffe) |

**Individual**

|                           |   |
|---------------------------|---|
| <b>GOALS/GAME</b>         | (3) Jeff Taffe, 11/23 at Michigan                       |
| <b>GOALS/PERIOD</b>       | (2) five times, last John Pohl, 2/9 at UND              |
| <b>ASSISTS/GAME</b>       | (5) John Pohl, 10/27 vs. Colgate                        |
| <b>ASSISTS/PERIOD</b>     | (3) Troy Riddle, 2/15 vs. CC - second period            |
| <b>POINTS/GAME</b>        | (5) two times, last John Pohl, 10/27 vs. Colgate        |
| <b>POINTS/PERIOD</b>      | (3) four times, Troy Riddle, 2/16 vs. CC - third period |
| <b>PENALTIES/GAME</b>     | (4) three times, last Matt DeMarchi, 1/18 at UAA        |
| <b>PIM/GAME</b>           | (19) Jeff Taffe, 11/17 vs. UMD                          |
| <b>SHOTS ON GOAL/GAME</b> | (11) Jordan Leopold, 11/3 at Michigan Tech              |
| <b>SAVES/GAME</b>         | (45) Adam Hauser, 12/1 at SCSU                          |

**WCHA Home Records**

| Team             | Record        | Team             | Record        |
|------------------|---------------|------------------|---------------|
| St. Cloud State  | 14-2-1 (.853) | Wisconsin        | 8-8-2 (.500)  |
| Colorado College | 15-3-0 (.833) | Minnesota-Duluth | 9-11-0 (.450) |
| Denver           | 13-3-1 (.794) | MSU, Mankato     | 6-8-2 (.438)  |
| Minnesota        | 15-4-0 (.789) | North Dakota     | 6-8-1 (.433)  |
| Alaska Anchorage | 8-4-4 (.625)  | Michigan Tech    | 6-9-2 (.412)  |

## Hauser Watch

### VICTORIES

| Rk. | Player       | Wins | Years        |
|-----|--------------|------|--------------|
| 1.  | Adam Hauser  | 75   | 1998-present |
| 2.  | Robb Stauber | 73   | 1986-89      |

### GAMES PLAYED

| Rk. | Player       | GP  | Years        |
|-----|--------------|-----|--------------|
| 1.  | Adam Hauser  | 142 | 1998-present |
| 2.  | Robb Stauber | 98  | 1986-89      |

### MINUTES PLAYED

| Rk. | Player       | MP    | Years        |
|-----|--------------|-------|--------------|
| 1.  | Adam Hauser  | 8,256 | 1998-present |
| 2.  | Robb Stauber | 5,717 | 1986-89      |

### SAVES

| Rk. | Player      | Saves | Years        |
|-----|-------------|-------|--------------|
| 1.  | Adam Hauser | 3,525 | 1998-present |

### SAVE PERCENTAGE

| Rk. | Player           | SV % | Years        |
|-----|------------------|------|--------------|
| 1.  | Jim Mattson      | .906 | 1951-54      |
|     | Robb Stauber     | .906 | 1986-89      |
| 3.  | Murray McLachlin | .902 | 1967-70      |
| 4.  | Adam Hauser      | .898 | 1998-present |

### GOALS-AGAINST-AVERAGE

| Rk. | Player       | GAA  | Years        |
|-----|--------------|------|--------------|
| 1.  | Jim Mattson  | 2.48 | 1951-54      |
| 2.  | Robb Stauber | 2.77 | 1986-89      |
| 3.  | Adam Hauser  | 2.90 | 1998-present |

## WCHA Recordbook

### GAMES PLAYED - OVERALL

| Rk. | Player               | GP  | Years        |
|-----|----------------------|-----|--------------|
| 1.  | Adam Hauser          | 142 | 1998-present |
| 2.  | Graham Melanson (UW) | 140 | 1997-2001    |

### MINUTES PLAYED - OVERALL

| Rk. | Player          | MP    | Years        |
|-----|-----------------|-------|--------------|
| 1.  | Adam Hauser     | 8,256 | 1998-present |
| 2.  | Graham Melanson | 8,179 | 1997-2001    |

### SAVES - OVERALL

| Rk. | Player               | SV    | Years        |
|-----|----------------------|-------|--------------|
| 1.  | Robbie Moore (Mich.) | 4,434 | 1973-76      |
|     | Adam Hauser          | 3,525 | 1998-present |

### SAVES - WCHA ONLY

| Rk. | Player               | SV    | Years        |
|-----|----------------------|-------|--------------|
| 1.  | Robbie Moore (Mich.) | 3,665 | 1973-76      |
|     | Adam Hauser          | 2,534 | 1998-present |

### WINS - OVERALL

| Rk. | Player           | SO | Years        |
|-----|------------------|----|--------------|
| 1.  | Ron Grahame (DU) | 82 | 1969-73      |
| 7.  | Adam Hauser      | 75 | 1998-present |

### SHUTOUTS - OVERALL

| Rk. | Player              | SO | Years        |
|-----|---------------------|----|--------------|
| 1.  | Karl Goehring (UND) | 15 | 1997-2001    |
| 7.  | Adam Hauser         | 8  | 1998-present |

## Multiple-Point Games (season/career)

| Player (Games)         | Last Time                        | Record         |
|------------------------|----------------------------------|----------------|
| John Pohl (22/55)      | 2/23/02 vs. UW (2g)              | 18-2-2/42-10-3 |
| Jeff Taffe (14/26)     | 2/23/02 vs. UW (1g, 1a)          | 13-1-0/21-4-1  |
| Paul Martin (10/16)    | 1/19/02 at UAA (1g, 1a)          | 8-0-1/13-1-1   |
| Jordan Leopold (9/29)  | 2/16/02 vs. CC (1g, 1a)          | 7-1-1/18-8-3   |
| Troy Riddle (9/17)     | 2/22/02 vs. UW (2a)              | 8-1-0/16-1-0   |
| Matt Koalska (7/14)    | 2/8/02 at UND (2a)               | 6-1-0/13-1-0   |
| Nick Anthony (4/9)     | 2/22/02 vs. UW (1g, 2a)          | 3-1-0/8-1-0    |
| Grant Potulny (4/14)   | 2/23/02 vs. UW (2a)              | 2-2-0/10-3-1   |
| Erik Wendell (3/6)     | 12/29/01 vs. Providence (1g, 1a) | 3-0-0/6-0-0    |
| Judd Stevens (3/3)     | 12/29/01 vs. Providence (1g, 1a) | 3-0-0/3-0-0    |
| Keith Ballard (3/3)    | 1/26/02 vs. DU (2g)              | 3-0-0/3-0-0    |
| Barry Tallackson (2/2) | 2/9/02 at UND (2g)               | 2-0-0/2-0-0    |
| Matt DeMarchi (1/4)    | 2/15/02 vs. C.C. (1g, 1a)        | 0-1-0/3-1-0    |
| Nick Angell (1/4)      | 11/2/01 at MTU (3a)              | 1-0-0/3-1-0    |
| Dan Welch (1/2)        | 2/22/02 vs. UW (1g, 1a)          | 1-0-0/2-0-0    |
| Mike Erickson (1/1)    | 10/26/01 vs. Colgate (2a)        | 1-0-0/1-0-0    |
| Jon Waibel (1/1)       | 11/17/01 vs. UMD (1g, 1a)        | 1-0-0/1-0-0    |
| Pat O'Leary (0/3)      | 1/6/01 at UAA (1g, 1a)           | 0-0-0/3-0-0    |

## Multiple-Goal Games (season/career)

| Player (Games)         | Last Time                 | Record       |
|------------------------|---------------------------|--------------|
| Jeff Taffe (7/8)       | 2/22/02 vs. UW (2g)       | 7-0-0/7-1-0  |
| John Pohl (6/12)       | 2/23/02 vs. UW (2g)       | 6-0-0/12-0-0 |
| Jordan Leopold (3/6)   | 1/6/02 vs. UND (2g)       | 3-0-0/4-2-0  |
| Troy Riddle (2/4)      | 10/26/01 vs. Colgate (2g) | 2-0-0/4-0-0  |
| Nick Anthony (2/2)     | 2/15/02 vs. CC (2g)       | 1-1-0/1-1-0  |
| Grant Potulny (1/4)    | 10/27/01 vs. Colgate (2g) | 1-0-0/4-0-0  |
| Matt Koalska (1/1)     | 10/27/01 vs. Colgate (2g) | 1-0-0/1-0-0  |
| Keith Ballard (1/1)    | 1/26/01 vs. Denver (2g)   | 1-0-0/1-0-0  |
| Barry Tallackson (1/1) | 2/8/02 at UND (2g)        | 1-0-0/1-0-0  |
| Pat O'Leary (0/2)      | 12/30/00 vs. LSSU (2g)    | 0-0-0/2-0-0  |
| Dan Welch (0/1)        | 2/18/00 at MTU (2g)       | 0-0-0/1-0-0  |
| Erik Wendell (0/1)     | 2/2/01 at MTU (2g)        | 0-0-0/1-0-0  |

## Leopold Watch

### POINTS BY A DEFENSESMAN

|    |                |     |         |
|----|----------------|-----|---------|
| 1. | Todd Richards  | 158 | 1985-89 |
| 2. | Mike Crowley   | 157 | 1994-97 |
| 3. | Jordan Leopold | 136 | 1998-   |

### GOALS BY A DEFENSESMAN

|    |                |    |       |
|----|----------------|----|-------|
| 1. | Jordan Leopold | 43 | 1998- |
|----|----------------|----|-------|

### ASSISTS BY A DEFENSESMAN

|    |                |     |         |
|----|----------------|-----|---------|
| 1. | Todd Richards  | 128 | 1985-89 |
| 5. | Gary Shopek    | 93  | 1983-87 |
|    | Jordan Leopold | 93  | 1998-   |

### WCHA RECORD (OVERALL) - GOALS BY A DEFENSESMAN

|    |                   |    |         |
|----|-------------------|----|---------|
| 1. | Doug Lidster (CC) | 56 | 1979-83 |
| 5. | Tom Kurvers (UMD) | 43 | 1980-84 |
|    | Jordan Leopold    | 43 | 1998-   |

## Pohl Watch

### POINTS

|     |                |     |         |
|-----|----------------|-----|---------|
| 1.  | John Mayasich  | 298 | 1951-55 |
| 9.  | Dick Dougherty | 187 | 1951-54 |
| 10. | John Pohl      | 185 | 1998-   |

### ASSISTS

|    |              |     |         |
|----|--------------|-----|---------|
| 1. | Larry Olimb  | 159 | 1988-92 |
| 8. | Steve Ulseth | 118 | 1977-81 |
|    | John Pohl    | 118 | 1998-   |

## 2001-02 Goal Breakdown

| Player            | Unassisted | Even Strength | 1st 5 Minutes |
|-------------------|------------|---------------|---------------|
| Nick Angell       | 1          | 1             | 0             |
| Nick Anthony      | 1          | 7             | 0             |
| Keith Ballard     | 1          | 4             | 2             |
| Matt DeMarchi     | 0          | 3             | 0             |
| Mike Erickson     | 0          | 1             | 0             |
| Jake Fleming      | 0          | 1             | 0             |
| Matt Koalska      | 0          | 5             | 0             |
| Jordan Leopold    | 1          | 10            | 0             |
| Brett MacKinnon   | 0          | 1             | 0             |
| Paul Martin       | 1          | 5             | 0             |
| Pat O'Leary       | 0          | 4             | 1             |
| John Pohl         | 1          | 7             | 1             |
| Grant Potulny     | 0          | 5             | 1             |
| Troy Riddle       | 3          | 6             | 1             |
| Garrett Smaagaard | 0          | 1             | 0             |
| Judd Stevens      | 0          | 1             | 0             |
| Jeff Taffe        | 0          | 14            | 1             |
| Barry Tallackson  | 0          | 8             | 2             |
| Jon Waibel        | 0          | 5             | 0             |
| Dan Welch         | 0          | 3             | 0             |
| Erik Wendell      | 0          | 5             | 1             |

## 2001-02 vs. Ranked Teams...

| Player                  | Totals                                   |
|-------------------------|--|
| John Pohl               | 2-13--15                                 |
| Troy Riddle             | 2-10--12                                 |
| Jeff Taffe              | 6-5--11                                  |
| Paul Martin             | 2-8--10                                  |
| Jordan Leopold          | 6-3--9                                   |
| Grant Potulny           | 3-5--8                                   |
| Keith Ballard           | 3-4--7                                   |
| Matt Koalska            | 2-5--7                                   |
| Matt DeMarchi           | 2-4--6                                   |
| Barry Tallackson        | 3-2--5                                   |
| Erik Wendell            | 4-1--5                                   |
| Nick Anthony            | 3-1--4                                   |
| Pat O'Leary             | 1-1--2                                   |
| Jon Waibel              | 1-1--2                                   |
| Dan Welch               | 1-1--2                                   |
| Jake Fleming            | 0-2--2                                   |
| Judd Stevens            | 0-2--2                                   |
| Mike Erickson           | 1-0--1                                   |
| Joey Martin             | 0-1--1                                   |
| Nick Angell             | 1-0--1                                   |
| <b>Total - 11 Games</b> | <i>(opponent ranked at time of game)</i> |

## 2001-02 Power-Play Points

| Player           | Totals    |
|------------------|-----------|
| John Pohl        | 13-20--33 |
| Jeff Taffe       | 13-13--26 |
| Jordan Leopold   | 8-12--20  |
| Paul Martin      | 2-17--19  |
| Grant Potulny    | 5-8--13   |
| Matt Koalska     | 1-10--11  |
| Erik Wendell     | 3-4--7    |
| Keith Ballard    | 1-5--6    |
| Troy Riddle      | 3-3--6    |
| Barry Tallackson | 3-1--4    |
| Judd Stevens     | 0-3--3    |
| Nick Angell      | 0-1--1    |
| Adam Hauser      | 0-1--1    |

## Career Goalie Record When...

### Minnesota Scores 3 or more:

|                |          |
|----------------|----------|
| Adam Hauser    | 69-22-10 |
| Travis Weber   | 4-1-0    |
| Justin Johnson | 3-0-0    |

### Minnesota Scores 2 or less:

|                |        |
|----------------|--------|
| Adam Hauser    | 6-27-6 |
| Travis Weber   | 1-1-0  |
| Justin Johnson | 0-0-0  |

### Opponent Scores 3 or more:

|                |          |
|----------------|----------|
| Adam Hauser    | 19-48-10 |
| Travis Weber   | 1-2-0    |
| Justin Johnson | 1-0-0    |

### Opponent Scores 2 or less:

|                |        |
|----------------|--------|
| Adam Hauser    | 56-1-6 |
| Travis Weber   | 4-0-0  |
| Justin Johnson | 2-0-0  |

## Career 3+ Point Games

| Player         | 3pts | 4pts | 5pts | Total |
|----------------|------|------|------|-------|
| John Pohl      | 17   | 4    | 1    | 22    |
| Jeff Taffe     | 8    | 2    | 1    | 11    |
| Jordan Leopold | 8    | 2    | 0    | 10    |
| Troy Riddle    | 4    | 1    | 0    | 5     |
| Grant Potulny  | 4    | 0    | 0    | 4     |
| Matt Koalska   | 2    | 1    | 0    | 3     |
| Paul Martin    | 2    | 0    | 0    | 2     |
| Nick Anthony   | 2    | 0    | 0    | 2     |
| Nick Angell    | 1    | 0    | 0    | 1     |

## Game-Winning Goals/Assists

| Player            | Career GWGs | Career Assists on GWGs |
|-------------------|-------------|------------------------|
| Jeff Taffe        | 12 (3)      | 5                      |
| Grant Potulny     | 6 (0)       | 4                      |
| Jordan Leopold    | 6 (3)       | 12                     |
| Dan Welch         | 5 (0)       | 0                      |
| John Pohl         | 4 (0)       | 19                     |
| Erik Wendell      | 3 (1)       | 2                      |
| Nick Angell       | 2 (0)       | 3                      |
| Keith Ballard     | 2 (0)       | 4                      |
| Matt Koalska      | 2 (0)       | 6                      |
| Pat O'Leary       | 2 (1)       | 1                      |
| Troy Riddle       | 2 (0)       | 1                      |
| Jon Waibel        | 2 (1)       | 1                      |
| Barry Tallackson  | 2 (0)       | 1                      |
| Troy Riddle       | 1 (1)       | 9                      |
| Nick Anthony      | 1 (0)       | 2                      |
| Garrett Smaagaard | 1 (0)       | 2                      |
| Matt DeMarchi     | 0 (0)       | 4                      |
| Joey Martin       | 0 (0)       | 2                      |
| Paul Martin       | 0 (0)       | 10                     |
| Judd Stevens      | 0 (0)       | 1                      |

*GWGs in one-goal games in parenthesis)*

## Goal Breakdown

|  | MN  | OPP |
|--|-----|-----|
| 5-on-5                                   | 88  | 61  |
| 5-on-4                                   | 48  | 21  |
| 6-on-5                                   | 3   | 0   |
| 4-on-5                                   | 13  | 5   |
| 4-on-4                                   | 5   | 5   |
| 5-on-3                                   | 3   | 3   |
| 4-on-3                                   | 1   | 0   |
| Power Play                               | 52  | 25  |
| Shorthanded                              | 13  | 5   |
| Empty Net                                | 3   | 1   |
| First Minute of Game                     | 2   | 0   |
| First 2 Minutes of Game                  | 4   | 0   |
| First 5 Minutes of Game                  | 9   | 4   |
| First 10 Minutes of Game                 | 19  | 14  |
| First Goal of Game                       | 14  | 21  |
| First Minute of Period                   | 9   | 3   |
| Last Minute of Period                    | 9   | 4   |
| Last Minute of Game                      | 7   | 2   |
| Last 5 Minutes of Game                   | 14  | 6   |
| To Tie Game - Last 5 Minutes             | 2   | 1   |
| To Win Game - Last 5 Minutes             | 2   | 1   |
| Unassisted                               | 14  | 6   |
| One Assist                               | 45  | 29  |
| Two Assists                              | 102 | 60  |
| Home                                     | 95  | 42  |
| Road                                     | 61  | 52  |
| Neutral                                  | 0   | 0   |
| Overtime                                 | 1   | 0   |
| <b>GOAL SCORED AFTER OPPONENTS' GOAL</b> |     |     |
|  | MN  | OPP |
| Less Than One Minute                     | 3   | 2   |
| One To Three Minutes                     | 12  | 5   |
| Three To Five Minutes                    | 9   | 3   |

## Record When Having a Point

| Player            | No. of Games | Record        |
|-------------------|--------------|---------------|
| John Pohl         | 31 of 35     | 24-4-3 (.823) |
| Jordan Leopold    | 28 of 35     | 19-6-3 (.732) |
| Jeff Taffe        | 26 of 34     | 21-3-2 (.846) |
| Grant Potulny     | 23 of 32     | 15-5-3 (.717) |
| Troy Riddle       | 22 of 35     | 16-4-2 (.772) |
| Paul Martin       | 21 of 35     | 16-2-3 (.833) |
| Matt Koalska      | 16 of 35     | 11-3-2 (.750) |
| Barry Tallackson  | 15 of 35     | 10-2-3 (.767) |
| Keith Ballard     | 14 of 30     | 12-1-1 (.893) |
| Erik Wendell      | 13 of 33     | 12-0-1 (.962) |
| Jake Fleming      | 11 of 34     | 6-1-4 (.727)  |
| Judd Stevens      | 11 of 31     | 7-2-2 (.727)  |
| Nick Anthony      | 8 of 18      | 7-1-0 (.875)  |
| Jon Waibel        | 8 of 35      | 5-2-1 (.750)  |
| Nick Angell       | 7 of 35      | 6-1-0 (.857)  |
| Matt DeMarchi     | 7 of 25      | 5-2-0 (.714)  |
| Pat O'Leary       | 5 of 34      | 3-1-1 (.700)  |
| Joey Martin       | 5 of 10      | 4-1-0 (.800)  |
| Dan Welch         | 5 of 8       | 4-1-0 (.800)  |
| Garrett Smaagaard | 3 of 18      | 3-0-0 (1.00)  |
| Brett MacKinnon   | 3 of 17      | 2-0-1 (.833)  |
| Mike Erickson     | 2 of 9       | 2-0-0 (1.00)  |

## A Comparison...

| Players        | Totals                | Diff. |
|----------------|-----------------------|-------|
| John Pohl      | 22-42--64 (16-21--37) | +27   |
| Paul Martin    | 7-28--35 (3-13--16)   | +19   |
| Jeff Taffe     | 28-19--47 (11-23--34) | +13   |
| Erik Wendell   | 8-8--16 (5-2--7)      | +9    |
| Troy Riddle    | 12-23--35 (14-14--28) | +7    |
| Matt Koalska   | 7-19--26 (10-11--21)  | +5    |
| Nick Angell    | 2-8--10 (2-5--7)      | +3    |
| Jon Waibel     | 5-4--9 (1-6--7)       | +2    |
| Nick Anthony   | 8-5--13 (3-9--12)     | +1    |
| Jordan Leopold | 18-22--40 (11-30--41) | -1    |
| Grant Potulny  | 10-18--28 (19-10--29) | -1    |
| Matt DeMarchi  | 3-6--9 (3-9--12)      | -3    |
| Pat O'Leary    | 4-2--6 (5-4--9)       | -3    |

(2000-01 totals in parenthesis)

## 2001-02 Month-By-Month

| Month             | Home          | Away         | WCHA          | Overall       |
|-------------------|---------------|--------------|---------------|---------------|
| October           | 4-0-0         | 1-0-0        | 0-0-0         | 5-0-0         |
| November          | 4-1-0         | 2-0-2        | 5-1-1         | 6-1-2         |
| December          | 2-0-0         | 1-1-1        | 1-1-1         | 3-1-1         |
| January           | 2-2-0         | 2-1-1        | 4-3-1         | 4-3-1         |
| February          | 3-1-0         | 3-1-0        | 6-2-0         | 6-2-0         |
| March             | 0-0-0         | 0-0-0        | 0-0-0         | 0-0-0         |
| <b>Totals</b>     | <b>15-4-0</b> | <b>9-3-4</b> | <b>16-7-3</b> | <b>24-7-4</b> |
| Month             | GF            | GA           | PP            | PK            |
| October (5 games) | 7.6           | 1.6          | 50.0          | 90.9          |
| November (9)      | 4.7           | 2.9          | 31.5          | 75.5          |
| December (5)      | 3.2           | 2.0          | 18.2          | 92.6          |
| January (8)       | 3.6           | 3.0          | 22.0          | 88.9          |
| February (8)      | 4.5           | 3.5          | 21.6          | 84.4          |
| March             |               |              |               |               |
| <b>Totals</b>     | <b>4.6</b>    | <b>2.7</b>   | <b>28.6</b>   | <b>84.9</b>   |

## Scoring Breakdown (By Period)

| Player            | 1st      | 2nd      | 3rd       | Total     |
|-------------------|----------|----------|-----------|-----------|
| Nick Angell       | 0-4--4   | 2-3--5   | 0-1--1    | 2-8--10   |
| Nick Anthony      | 0-0--0   | 5-4--9   | 3-1--4    | 8-5--13   |
| Keith Ballard     | 2-2--4   | 2-4--6   | 2-5--7    | 6-11--17  |
| Matt DeMarchi     | 0-2--2   | 2-3--5   | 1-1--2    | 3-6--9    |
| Mike Erickson     | 1-0--1   | 0-1--1   | 0-1--1    | 1-2--3    |
| Jake Fleming      | 2-3--5   | 0-2--2   | 1-3--4    | 3-8--11   |
| Matt Koalska      | 3-3--6   | 2-12--14 | 2-4--6    | 7-19--26  |
| Jordan Leopold    | 3-6--9   | 6-6--12  | 8-9--17   | 17-22--39 |
| Brett MacKinnon   | 1-1--2   | 0-0--0   | 0-2--2    | 1-3--4    |
| Joey Martin       | 0-0--0   | 0-1--1   | 0-3--3    | 0-4--4    |
| Paul Martin       | 3-9--12  | 2-7--10  | 2-11--13  | 7-28--35  |
| Pat O'Leary       | 1-1--2   | 2-1--3   | 1-0--1    | 4-2--6    |
| John Pohl         | 3-13--16 | 8-10--18 | 11-19--30 | 22-42--64 |
| Grant Potulny     | 5-9--14  | 2-5--7   | 3-4--7    | 10-18--28 |
| Troy Riddle       | 4-5--9   | 3-10--13 | 5-8--13   | 12-23--35 |
| Garrett Smaagaard | 0-2--2   | 1-0--1   | 0-0--0    | 1-2--3    |
| Judd Stevens      | 0-5--5   | 0-5--5   | 1-3--4    | 1-13--14  |
| Jeff Taffe        | 11-8--19 | 9-4--13  | 8-7--15   | 28-19--47 |
| Barry Tallackson  | 4-1--5   | 2-4--6   | 5-0--5    | 11-5--16  |
| Jon Waibel        | 2-2--4   | 1-2--3   | 2-0--2    | 5-4--9    |
| Dan Welch         | 0-0--0   | 3-2--5   | 0-1--1    | 3-3--6    |
| Erik Wendell      | 3-3--6   | 3-5--8   | 2-0--2    | 8-8--16   |



## Month-By-Month

| No. | Player            | Oct.              | Nov.               | Dec.              | Jan.              | Feb.              | March | Total              |
|-----|-------------------|-------------------|--------------------|-------------------|-------------------|-------------------|-------|--------------------|
| 1   | Adam Hauser       | 2-0-0, 2.14, .891 | 5-0-2, 2.27, .909  | 2-1-1, 2.22, .933 | 1-3-1, 3.39, 874  | 5-0-0, 2.11, .928 |       | 15-5-4, 2.39, .911 |
| 3   | Jordan Leopold    | 4-4--8 (5)        | 6-5--11 (9)        | 1-2--3 (5)        | 4-5--9 (8)        | 3-6--9 (8)        |       | 18-22--40 (35)     |
| 5   | Jon Waibel        | 1-0--1 (5)        | 1-2--3 (9)         | 0-1--1 (5)        | 2-0--2 (8)        | 1-1--2 (8)        |       | 5-4--9 (35)        |
| 6   | Judd Stevens      | 0-4--4 (5)        | 0-4--4 (9)         | 1-2--3 (5)        | 0-2--2 (8)        | 0-1--1 (5)        |       | 1-13--14 (32)      |
| 9   | John Pohl         | 4-9--13 (5)       | 5-9--14 (9)        | 2-5--7 (5)        | 3-9--12 (8)       | 8-10--18 (8)      |       | 19-40--59 (35)     |
| 10  | Paul Martin       | 2-8--10 (5)       | 1-7--8 (9)         | 2-3--5 (5)        | 1-8--9 (8)        | 1-2--3 (8)        |       | 7-28--35 (35)      |
| 11  | Erik Wendell      | 1-4--5 (5)        | 3-1--4 (9)         | 2-1--3 (5)        | 1-2--3 (8)        | 1-0--1 (8)        |       | 8-8--16 (35)       |
| 13  | Keith Ballard     | 2-4--6 (5)        | 2-4--6 (9)         | 0-1--1 (3)        | 2-1--3 (7)        | 0-1--1 (8)        |       | 6-11--17 (32)      |
| 14  | Chad Roberg       | 0-0--0 (0)        | 0-0--0 (0)         | 0-0--0 (1)        | 0-0--0 (1)        | 0-0--0 (0)        |       | 0-0--0 (2)         |
| 15  | Mike Erickson     | 1-2--3 (4)        | 0-0--0 (5)         | 0-0--0 (0)        | 0-0--0 (0)        | 0-0--0 (0)        |       | 1-2--3 (9)         |
| 16  | Nick Anthony      | 2-2--4 (5)        | 2-1--3 (7)         | 0-0--0 (3)        | 0-0--0 (0)        | 4-2--6 (4)        |       | 8-5--13 (18)       |
| 17  | Garrett Smaagaard | 0-1--1 (3)        | 0-0--0 (6)         | 0-1--1 (2)        | 1-0--1 (7)        | 0-0--0 (0)        |       | 1-2--3 (18)        |
| 18  | Grant Potulny     | 2-2--4 (4)        | 3-5--8 (9)         | 1-1--2 (5)        | 3-5--8 (8)        | 1-5--6 (8)        |       | 10-18--28 (34)     |
| 19  | Matt DeMarchi     | 0-0--0 (1)        | 1-2--3 (6)         | 0-2--2 (5)        | 0-0--0 (7)        | 2-2--4 (8)        |       | 3-6--9 (27)        |
| 20  | Joey Martin       | 0-1--1 (2)        | 0-0--0 (0)         | 0-1--1 (3)        | 0-2--2 (3)        | 0-1--1 (3)        |       | 0-4--4 (11)        |
| 21  | Troy Riddle       | 5-3--8 (5)        | 2-5--7 (9)         | 1-1--2 (5)        | 3-4--7 (8)        | 1-10--11 (8)      |       | 12-23--35 (35)     |
| 22  | Jeff Taffe        | 6-5--11 (5)       | 7-5--12 (9)        | 3-2--5 (5)        | 6-3--9 (7)        | 6-3--9 (8)        |       | 28-18--46 (35)     |
| 23. | Dan Welch         | -----             | -----              | -----             | 0-1--1 (2)        | 3-2--5 (8)        |       | 3-3--6 (10)        |
| 24. | Matt Koalska      | 4-6--10 (5)       | 2-5--7 (9)         | 1-1--2 (5)        | 0-4--4 (8)        | 0-4--4 (8)        |       | 7-20--27 (35)      |
| 25  | Pat O'Leary       | 2-0--2 (4)        | 0-1--1 (8)         | 0-1--1 (4)        | 1-0--1 (7)        | 1-0--1 (8)        |       | 4-2--6 (31)        |
| 26  | Nick Angell       | 0-3--3 (5)        | 1-3--4 (9)         | 0-0--0 (5)        | 0-1--1 (8)        | 1-1--2 (8)        |       | 2-8--10 (35)       |
| 27  | Barry Tallackson  | 2-2--4 (5)        | 3-0--3 (9)         | 2-0--2 (5)        | 2-1--3 (8)        | 2-3--5 (8)        |       | 11-6--17 (35)      |
| 28  | Brett MacKinnon   | 0-1--1 (1)        | 0-0--0 (1)         | 0-1--1 (5)        | 0-0--0 (5)        | 0-1--1 (4)        |       | 1-3--4 (18)        |
| 29  | Jake Fleming      | 0-1--1 (4)        | 2-1--3 (9)         | 0-3--3 (5)        | 0-3--3 (8)        | 1-0--1 (8)        |       | 3-8--11 (34)       |
| 31  | Travis Weber      | 2-0-0, 1.80, .917 | 0-0-0, 14.05, .692 | 1-0-0, 1.00, .960 | 3-0-0, 2.10, .901 | 0-2-0, 7.59, .787 |       | 6-2-0, 3.29, .870  |
| 33  | Justin Johnson    | 1-0-0, 0.00, 1.00 | 1-0-0, 3.59, .875  | 0-0-0, 0.00, .000 | 0-0-0, 0.00, .000 | 1-0-0, 4.67, .837 |       | 3-0-0, 3.08, .892  |

## WCHA Freshmen Scoring

| Rk. | Team             | Fr. Scoring | Leader                        |
|-----|------------------|-------------|-------------------------------|
| 1.  | North Dakota     | 39-60--99   | Brandon Bochenski (17-13--30) |
| 2.  | St. Cloud State  | 31-65--96   | Peter Szabo (6-25--31)        |
| 3.  | Michigan Tech    | 22-53--75   | Colin Murphy (7-19--26)       |
| 4.  | Minnesota        | 24-45--69   | Keith Ballard (6-11--17)      |
| 5.  | Minnesota-Duluth | 23-40--63   | Evan Schwabe (7-7--14)        |
| 6.  | MSU, Mankato     | 17-45--62   | Steven Johns (1-19--20)       |
| 7.  | Denver           | 19-39--58   | Jon Foster (7-14--21)         |
| 8.  | Alaska Anchorage | 10-26--36   | John Hopson (6-8--14)         |
| 9.  | Colorado College | 10-25--35   | Scott Polaski (4-11--15)      |
| 10. | Wisconsin        | 10-9--19    | Alex Leavitt (10-9--19)       |

## USA Today/American Hockey Magazine Poll

|     |                       |     |
|-----|-----------------------|-----|
| 1.  | Denver (14)           | 277 |
| 2.  | St. Cloud State (1)   | 262 |
| 3.  | New Hampshire (2)     | 238 |
| 4.  | Michigan State        | 213 |
| 5.  | Boston University (2) | 211 |
| 6.  | Minnesota             | 208 |
| 7.  | Michigan              | 152 |
| 8.  | Cornell               | 148 |
| 9.  | Maine                 | 137 |
| 10. | Colorado College      | 115 |

## WCHA Defensemen Goal Scoring

| Rk. | Team             | Goals | Leader                |
|-----|------------------|-------|-----------------------|
| 1.  | Minnesota        | 37    | Jordan Leopold (18)   |
| 2.  | St. Cloud State  | 26    | Derek Eastman (8)     |
| 3.  | North Dakota     | 24    | Aaron Schneekloth (8) |
|     | Minnesota-Duluth | 24    | Andy Reiersen (15)    |
| 5.  | Alaska Anchorage | 21    | Two tied at 7         |
| 6.  | Colorado College | 19    | Tom Preissing (5)     |
|     | MSU, Mankato     | 15    | Andy Hedlund (5)      |
| 8.  | Michigan Tech    | 13    | Justin Brown (5)      |
|     | Denver           | 13    | Aaron MacKenzie (5)   |
| 10. | Wisconsin        | 12    | Dan Boeser (5)        |

## USCHO.com Poll

|     |                     |     |
|-----|---------------------|-----|
| 1.  | Denver (26)         | 584 |
| 2.  | St. Cloud State (3) | 549 |
| 3.  | New Hampshire (10)  | 533 |
| 4.  | Minnesota           | 456 |
| 5.  | Michigan State (1)  | 443 |
| 6.  | Boston University   | 424 |
| 7.  | Maine               | 323 |
| 8.  | Michigan            | 304 |
| 9.  | Cornell             | 297 |
| 10. | Colorado College    | 257 |

## Stats By Class

|               | G-A--Pts   | P/M    | PP | SH | GW |
|---------------|------------|--------|----|----|----|
| Senior (6)    | 55-82--137 | 71/153 | 24 | 3  | 6  |
| Junior (4)    | 38-29--67  | 69/168 | 13 | 2  | 6  |
| Sophomore (7) | 45-96--141 | 78/156 | 11 | 4  | 7  |
| Freshman (7)  | 24-45--69  | 41/82  | 4  | 3  | 5  |

**GAME 1**

|                     |   |
|---------------------|---|
| <i>MINNESOTA</i>    | 7 |
| <i>North Dakota</i> | 5 |

Oct. 5, 2001  
Engelstad Arena  
Grand Forks, N.D.

| Scoring      | 1 | 2 | 3 | OT | F |
|--------------|---|---|---|----|---|
| Minnesota    | 2 | 1 | 4 | -  | 7 |
| North Dakota | 4 | 1 | 0 | -  | 5 |

1ST PERIOD — UND: Mazurak (unassisted), 6:00; Minn: Erickson (Wendell), 6:30; UND: Lundbohm (Spiewak), 8:41; UND: Lundbohm (Spiewak, Notermann), 16:07; Minn: Leopold (P. Martin), 18:30, shg; UND: Bayda (Lundbohm, Schneekloth), 18:41, ppg.  
2ND PERIOD — Minn: Taffe (Riddle), 0:31; UND: Jones (Lundbohm), 9:58.  
3RD PERIOD — Minn: Leopold (Pohl, P. Martin), 0:27, ppg; Minn: Taffe (Anthony, Ballard), 2:01; Minn: Waibel (Ballard), 3:25; Minn: Koalska (Potulny, P. Martin), 8:44.

Shots on Goal: Minnesota 12-14-14--40, North Dakota 8-10-4--22  
Power Plays: Minnesota 1-4, North Dakota 1-3  
Goalies: Minnesota: Hauser (20:00, 8 shots, 4 svs), Weber (40:00, 14 shots, 13 svs); North Dakota: Kollar (48:44, 35 shots, 28 svs), Brandt (11:16, 5 shots, 5 svs)  
Penalties: Minnesota 6-12, North Dakota 7-14  
Att: 11, 690

**GAME 2**

|                      |   |
|----------------------|---|
| <i>Bemidji State</i> | 2 |
| <i>MINNESOTA</i>     | 7 |

Oct. 19, 2001  
Mariucci Arena

| Scoring       | 1 | 2 | 3 | OT | F |
|---------------|---|---|---|----|---|
| Bemidji State | 1 | 0 | 1 | -  | 2 |
| Minnesota     | 3 | 3 | 1 | -  | 7 |

1ST PERIOD — Minn: Wendell (Leopold, Koalska), 3:49, ppg; Minn: Tallackson (P. Martin, Stevens), 5:12; BSU: Knott (Nanowski, Methven), 10:03; Minn: Riddle (Koalska, Stevens), 14:05, ppg.  
2ND PERIOD — Minn: Pohl (Ballard), 6:45, ppg; Minn: Riddle (Tallackson, Koalska), 9:39, ppg; Minn: Leopold (Pohl, Wendell), 14:57, ppg.  
3RD PERIOD — Minn: Pohl (Leopold, P. Martin), 10:49, BSU: Riddell (unassisted), 18:24, ppg.

Shots on Goal: Bemidji State 5-6-11--22, Minnesota 11-14-6--31  
Power Plays: Bemidji State 1-5, Minnesota 5-7  
Goalies: BSU: Hunt (31 shots, 24 svs), Minnesota: Weber (22 shots, 20 svs)  
Penalties: Bemidji State 7-14, Minnesota 5-10  
Att: 9,569

**GAME 3**

|                      |   |
|----------------------|---|
| <i>Bemidji State</i> | 1 |
| <i>MINNESOTA</i>     | 7 |

Oct. 20, 2001  
Mariucci Arena

| Scoring       | 1 | 2 | 3 | OT | F |
|---------------|---|---|---|----|---|
| Bemidji State | 0 | 0 | 1 | -  | 1 |
| Minnesota     | 3 | 1 | 3 | -  | 7 |

1ST PERIOD — Minn: Pohl (Leopold, Taffe), 1:33, ppg; Minn: Taffe (Riddle, Angell), 15:03; Minn: P. Martin (Riddle), 18:19.  
2ND PERIOD — Minn: Taffe 2 (Wendell, Leopold), 10:30, ppg.  
3RD PERIOD — Minn: Pohl 2 (Ballard, Taffe), 2:29, ppg; Minn: Riddle (Taffe), 9:28, shg; BSU: Riddell (Chiodo), 14:47; Minn: O'Leary (MacKinnon, Fleming), 19:17.

Shots on Goal: Bemidji State 5-9-6--20, Minnesota 22-13-11--46  
Power Plays: Bemidji State 0-4, Minnesota 3-5  
Goalies: BSU: Hunt (46 shots, 39 svs), Minnesota: Hauser (20 shots, 19 svs)  
Penalties: Bemidji State 6-12, Minnesota 5-10  
Att: 9,562

**GAME 4**

|                  |   |
|------------------|---|
| <i>Colgate</i>   | 0 |
| <i>MINNESOTA</i> | 8 |

Oct. 26, 2001  
Mariucci Arena

| Scoring   | 1 | 2 | 3 | OT | F |
|-----------|---|---|---|----|---|
| Colgate   | 0 | 0 | 0 | -  | 0 |
| Minnesota | 4 | 2 | 2 | -  | 8 |

1ST PERIOD — Minn: Ballard (Angell, Smaagaard), 2:06; Minn: P. Martin (Taffe, Pohl), 12:29, ppg; Minn: Koalska (Tallackson), 17:19; Minn: Riddle (Wendell, Koalska), 18:43, ppg.  
2ND PERIOD — Minn: Anthony (Erickson, Angell), 12:39; Minn: Taffe (P. Martin, Pohl), 13:40, ppg.  
3RD PERIOD — Minn: Riddle 2 (unassisted), 18:37; Minn: Anthony 2 (Erickson, J. Martin), 19:14.

Shots on Goal: Colgate 5-6-7--18, Minnesota 14-12-10--36  
Power Plays: Colgate 0-5, Minnesota 3-7  
Goalies: Colgate: Lefevre (20:00, 14 shots, 10 svs), Silverthorn (40:00, 22 shots, 18 svs); Minnesota: Hauser (18 shots, 18 svs)  
Penalties: Colgate 12-24, Minnesota 10-20  
Att: 9,684

**GAME 5**

|                  |   |
|------------------|---|
| <i>Colgate</i>   | 0 |
| <i>MINNESOTA</i> | 9 |

Oct. 27, 2001  
Mariucci Arena

| Scoring   | 1 | 2 | 3 | OT | F |
|-----------|---|---|---|----|---|
| Colgate   | 0 | 0 | 0 | -  | 0 |
| Minnesota | 4 | 3 | 2 | -  | 9 |

1ST PERIOD — Minn: Taffe (Potulny, P. Martin), 4:40, ppg; Minn: Koalska (Pohl), 10:06, shg; Minn: Potulny (P. Martin, Pohl), 14:35; Minn: Potulny 2 (Taffe), 16:03.  
2ND PERIOD — Minn: Ballard (Koalska), 10:03, shg; Minn: Leopold (Anthony), 14:24; Minn: O'Leary (Pohl, Stevens), 18:22.  
3RD PERIOD — Minn: Koalska (Pohl, Stevens), 4:17; Minn: Tallackson (Pohl, Koalska), 8:07, ppg.

Shots on Goal: Colgate 7-7-14--28, Minnesota 14-13-11--38  
Power Plays: Colgate 0-5, Minnesota 2-5  
Goalies: Colgate: Cann (40:00, 27 shots, 20 svs), Silverthorn (20:00, 11 shots, 9 svs); Minnesota: Johnson (28 shots, 28 svs)  
Penalties: Colgate 10-20, Minnesota 10-20  
Att: 9,730

**GAME 6**

|                      |   |
|----------------------|---|
| <i>MINNESOTA</i>     | 7 |
| <i>Michigan Tech</i> | 3 |

Nov. 2, 2001  
Houghton, Mich.

| Scoring       | 1 | 2 | 3 | OT | F |
|---------------|---|---|---|----|---|
| Minnesota     | 1 | 5 | 1 | -  | 7 |
| Michigan Tech | 2 | 1 | 0 | -  | 3 |

1ST PERIOD — MTU: Pittis (Engelhardt, Brown), 6:02; Minn: Riddle (Angell), 11:17; MTU: Lenton (Murphy, Engelhardt), 14:23, 4x4.  
2ND PERIOD — MTU: Rankin (Werner, Doetzel), 6:46; Minn: Pohl (Stevens, Koalska), 8:03; Minn: P. Martin (Pohl, Taffe), 9:10, ppg; Minn: Taffe (Nenovich, Riddle), 10:26; Minn: Anthony (Angell, Ballard), 13:31; Minn: Wendell (Leopold, Anthony), 13:40.  
3RD PERIOD — Minn: Taffe 2 (Potulny, Angell), 19:23.

Shots on Goal: Minnesota 12-15-16--43, Michigan Tech 13-6-8--27  
Power Plays: Minnesota 1-6, Michigan Tech 0-3  
Goalies: Minnesota: Hauser (27 shots, 24 svs); Michigan Tech: Rogers (43 shots, 36 svs)  
Penalties: Minnesota 6-12, Michigan Tech 9-18  
Att: 2,555

|        |               |   |
|--------|---------------|---|
| GAME 7 | MINNESOTA     | 5 |
|        | Michigan Tech | 5 |

Nov. 3, 2001  
Houghton, Mich.

| Scoring       | 1 | 2 | 3 | OT | F |
|---------------|---|---|---|----|---|
| Minnesota     | 1 | 2 | 2 | 0  | 5 |
| Michigan Tech | 4 | 1 | 0 | 0  | 5 |

1ST PERIOD — MTU: Wilson (Kaiman, Pittis), 6:29; MTU: Perez (Greco), 7:50; MTU: Wilson (Rankin, Werner), 15:40; MTU: Perez (Cabana, Patterson), 17:05, ppg; Minn: Potulny (Leopold, P. Martin), 18:32, ppg.  
2ND PERIOD — MTU: Perez (Cabana, Pittis), 1:28; Minn: Riddle (Stevens, Koalska), 8:01, 4x4; Minn: Fleming (Waibel), 15:29, shg.  
3RD PERIOD — Minn: Pohl (Leopold, Hauser), 8:04, ppg; Minn: Leopold (Pohl), 18:51, ppg.

Shots on Goal: Minnesota 11-13-15-2--41, Michigan Tech 14-10-8-0--32  
Power Plays: Minnesota 3-8, Michigan Tech 1-8  
Goalies: Minnesota: Weber (17:05, 13 shots, 9 svcs), Hauser (47:55, 19 shots, 18 svcs); Michigan Tech: Ellsworth (41 shots, 36 svcs)  
Penalties: Minnesota 10-20, Michigan Tech 10-20  
Att: 2,545

|        |              |   |
|--------|--------------|---|
| GAME 8 | MSU, Mankato | 3 |
|        | MINNESOTA    | 5 |

Nov. 9, 2001  
Mariucci Arena

| Scoring      | 1 | 2 | 3 | OT | F |
|--------------|---|---|---|----|---|
| MSU, Mankato | 1 | 1 | 1 | -  | 3 |
| Minnesota    | 1 | 3 | 1 | -  | 5 |

1ST PERIOD — Minn: Taffe (P. Martin, Leopold), 7:40, ppg, 5x3; MSUM: Cunningham (Jackman, Abel), 14:03, ppg.  
2ND PERIOD — Minn: Leopold (unassisted), 0:22; MSUM: Abel (Johns, Mauer), 11:44, ppg; Minn: Pohl (Taffe, Potulny), 15:33, ppg; Minn: Leopold (Pohl), 18:36.  
3RD PERIOD — MSUM: Joseph (Bassett, Kern), 5:05; Minn: Pohl (Koalska, P. Martin), 7:49, ppg.

Shots on Goal: MSU, Mankato 6-13-8--27, Minnesota 9-12-11--32  
Power Plays: MSU, Mankato 2-10, Minnesota 3-8  
Goalies: MSU, Mankato: Volp (59:19, 32 shots, 27 svcs), Minnesota: Hauser (27 shots, 24 svcs)  
Penalties: MSU, Mankato 9-18, Minnesota 11-22  
Att: 9,804

|        |              |   |
|--------|--------------|---|
| GAME 9 | MSU, Mankato | 2 |
|        | MINNESOTA    | 4 |

Nov. 10, 2001  
Mariucci Arena

| Scoring      | 1 | 2 | 3 | OT | F |
|--------------|---|---|---|----|---|
| MSU, Mankato | 2 | 0 | 0 | -  | 2 |
| Minnesota    | 0 | 2 | 2 | -  | 4 |

1ST PERIOD — MSUM: Bourne (Mauer, Hedlund), 4:18, ppg; MSUM: Kern (Joseph, Bourne), 11:32, ppg.  
2ND PERIOD — Minn: Koalska (Stevens, Riddle), 3:19; Minn: Leopold (P. Martin), 11:52.  
3RD PERIOD — Minn: Ballard (Potulny, Pohl), 5:46; Minn: Taffe (P. Martin), 19:48, 4x4, eng.

Shots on Goal: MSU, Mankato 13-7-13--33, Minnesota 15-21-16--52  
Power Plays: MSU, Mankato 2-5, Minnesota 1-6  
Goalies: MSU, Mankato: Volp (59:21, 51 shots, 48 svcs), Minnesota: Johnson (33 shots, 31 svcs)  
Penalties: MSU, Mankato 9-18, Minnesota 8-16  
Att: 9,871

|         |                  |   |
|---------|------------------|---|
| GAME 10 | Minnesota-Duluth | 1 |
|         | MINNESOTA        | 5 |

Nov. 16, 2001  
Mariucci Arena

| Scoring          | 1 | 2 | 3 | OT | F |
|------------------|---|---|---|----|---|
| Minnesota-Duluth | 0 | 1 | 0 | -  | 1 |
| Minnesota        | 2 | 2 | 1 | -  | 5 |

1ST PERIOD — Minn: Potulny (Taffe, Leopold), 0:43, ppg; Minn: Tallackson (DeMarchi, Pohl), 16:48.  
2ND PERIOD — UMD: Hammond (Hambly), 3:45; Minn: Angell (Riddle), 10:05, shg; Minn: Anthony (unassisted), 10:15, shg.  
3RD PERIOD — Minn: Pohl (Hauser), 11:03.

Shots on Goal: UMD 5-11-5--21, Minnesota 11-15-14--40  
Power Plays: UMD 0-5, Minnesota 1-5  
Goalies: UMD: Coole (30:15, 21 shots, 17 svcs), Anderson (29:45, 19 shots, 18 svcs); Minnesota: Hauser (21 shots, 20 svcs)  
Penalties: UMD 7-14, Minnesota 7-14  
Att: 9,899

|         |                  |   |
|---------|------------------|---|
| GAME 11 | Minnesota-Duluth | 3 |
|         | MINNESOTA        | 5 |

Nov. 17, 2001  
Mariucci Arena

| Scoring          | 1 | 2 | 3 | OT | F |
|------------------|---|---|---|----|---|
| Minnesota-Duluth | 1 | 2 | 0 | -  | 3 |
| Minnesota        | 2 | 2 | 1 | -  | 5 |

1ST PERIOD — UMD: Reiersen (Francisco), 8:47, ppg; Minn: Fleming (Waibel), 16:04, shg; Minn: Leopold (Pohl, Potulny), 18:56, ppg.  
2ND PERIOD — UMD: Medak (Hambly), 0:35; UMD: Francisco (Geisler, Hambly), 3:36, ppg; Minn: Waibel (Koalska), 11:05; Minn: Koalska (Wendell, Ballard), 13:38, ppg.  
3RD PERIOD — Minn: Wendell (Ballard, Riddle), 11:06, ppg.

Shots on Goal: UMD 5-6-8--19, Minnesota 11-18-12--41  
Power Plays: UMD 2-5, Minnesota 3-6  
Goalies: UMD: Anderson (58:41, 41 shots, 36 svcs); Minnesota: Johnson (23:36, 7 shots, 4 svcs), Hauser (36:24, 12 shots, 12 svcs)  
Penalties: UMD 9-18, Minnesota 9-29  
Att: 9,917

|         |           |   |
|---------|-----------|---|
| GAME 12 | MINNESOTA | 5 |
|         | Michigan  | 2 |

Nov. 23, 2001  
Ann Arbor, Mich.

| Scoring   | 1 | 2 | 3 | OT | F |
|-----------|---|---|---|----|---|
| Minnesota | 3 | 1 | 1 | -  | 5 |
| Michigan  | 0 | 1 | 1 | -  | 2 |

1ST PERIOD — Minn: Ballard (unassisted), 2:09; Minn: Taffe (Potulny), 5:06; Minn: Taffe 2 (Pohl, P. Martin), 6:51, ppg.  
2ND PERIOD — Mich: Vancik (Shouneyia), 9:13; Minn: Taffe 3 (DeMarchi), 14:36.  
3RD PERIOD — Minn: DeMarchi (unassisted), 3:09; Mich: Komisarek (Shouneyia), 8:14.

Shots on Goal: Minnesota 10-12-10--32, Michigan 13-6-16--35  
Power Plays: Minnesota 1-3, Michigan 0-2  
Goalies: Minnesota: Hauser (35 shots, 33 svcs); Michigan: Blackburn (43:56, 25 shots, 20 svcs), O'Malley (16:04, 7 shots, 7 svcs)  
Penalties: Minnesota 3-6, Michigan 4-8  
Att: 6,917

|         |                |   |
|---------|----------------|---|
| GAME 13 | MINNESOTA      | 4 |
|         | Michigan State | 4 |

Nov. 25, 2001  
E. Lansing, Mich.

| Scoring        | 1 | 2 | 3 | OT | F |
|----------------|---|---|---|----|---|
| Minnesota      | 2 | 1 | 1 | 0  | 4 |
| Michigan State | 1 | 1 | 2 | 0  | 4 |

1ST PERIOD — MSU: Slater (Jackson, Radunske), 7:00, ppg; Minn: MacKinnon (Fleming, O'Leary), 7:25; Minn: Potulny (Taffe, Pohl), 19:45, ppg.  
2ND PERIOD — Minn: Wendell (Koalska, Riddle), 5:07, ppg; MSU: Goode-now (Fast, Hutchinson), 7:38, ppg.  
3RD PERIOD — MSU: Hall (Slater, Fast), 1:14, ppg, 5x3; MSU: Maloney (Lalonde, Keith), 7:05; Minn: Tallackson (Pohl), 17:51.

Shots on Goal: Minnesota 13-11-13-1--38, Michigan State 7-3-13-1--24  
Power Plays: Minnesota 2-7, Michigan State 3-8  
Goalies: Minnesota: Hauser (24 shots, 20 sv); Michigan State: Miller (38 shots, 34 sv)  
Penalties: Minnesota 14-28, Michigan 12-27  
Att: 6,871

|         |                 |   |
|---------|-----------------|---|
| GAME 14 | St. Cloud State | 3 |
|         | MINNESOTA       | 2 |

Nov. 30, 2001  
Mariucci Arena

| Scoring         | 1 | 2 | 3 | OT | F |
|-----------------|---|---|---|----|---|
| St. Cloud State | 1 | 2 | 0 | -  | 3 |
| Minnesota       | 1 | 0 | 1 | -  | 2 |

1ST PERIOD — SCSU: Doyle (DiCasmirro, Szabo), 5:31, ppg; Minn: Leopold (Taffe, P. Martin), 9:01, ppg, 5x3.  
2ND PERIOD — SCSU: Eastman (DiCasmirro, Gens), 6:19; SCSU: Hendricks (Malone, Motzko), 17:04, ppg.  
3RD PERIOD — Minn: Tallackson (Ballard, Stevens), 9:49, ppg.

Shots on Goal: St. Cloud State 9-5-8--22, Minnesota 17-5-17--39  
Power Plays: St. Cloud State 2-3, Minnesota 2-6  
Goalies: St. Cloud State: Weasler (39 shots, 37 sv), Minnesota: Hauser (59:12, 22 shots, 19 sv)  
Penalties: St. Cloud State 7-14, Minnesota 3-6  
Att: 10,231

|         |                 |   |
|---------|-----------------|---|
| GAME 15 | MINNESOTA       | 2 |
|         | St. Cloud State | 2 |

Dec. 1, 2001  
St. Cloud, Minn.

| Scoring         | 1 | 2 | 3 | OT | F |
|-----------------|---|---|---|----|---|
| Minnesota       | 0 | 0 | 2 | 0  | 2 |
| St. Cloud State | 0 | 2 | 0 | 0  | 2 |

1ST PERIOD — No Scoring.  
2ND PERIOD — SCSU: DiCasmirro (Finger), 18:18; SCSU: Cullen (Malone, Motzko), 19:53, ppg.  
3RD PERIOD — Minn: Tallackson (Stevens, Fleming), 1:42; Minn: Leopold (Taffe, P. Martin), 9:58, ppg.

Shots on Goal: Minnesota 8-10-8-1--27, St. Cloud State 13-19-13-2--47  
Power Plays: Minnesota 1-4, St. Cloud State 1-7  
Goalies: Minnesota: Hauser (47 shots, 45 sv); St. Cloud State: Moreland (20:00, 8 shots, 8 sv), Weasler (19 shots, 17 sv),  
Penalties: Minnesota 9-18, St. Cloud State 6-12  
Att: 6,685

|         |           |   |
|---------|-----------|---|
| GAME 16 | MINNESOTA | 2 |
|         | Denver    | 1 |

Dec. 7, 2001  
Denver, Colo.

| Scoring   | 1 | 2 | 3 | OT | F |
|-----------|---|---|---|----|---|
| Minnesota | 1 | 1 | 0 | -  | 2 |
| Denver    | 0 | 0 | 1 | -  | 1 |

1ST PERIOD — Minn: P. Martin (Riddle, Pohl), 12:46.  
2ND PERIOD — Minn: Wendell (Ballard), 7:11.  
3RD PERIOD — DU: Fulghum (MacKenzie, Bull), 12:20.

Shots on Goal: Minnesota 9-6-8--23, Denver 8-12-11--31  
Power Plays: Minnesota 0-5, Denver 0-6  
Goalies: Minnesota: Hauser (31 shots, 30 sv); Denver: Dubielewicz (23 shots, 21 sv)  
Penalties: Minnesota 7-14, Denver 6-12  
Att: 6,013

|         |           |   |
|---------|-----------|---|
| GAME 17 | MINNESOTA | 3 |
|         | Denver    | 4 |

Dec. 8, 2001  
Denver, Colo.

| Scoring   | 1 | 2 | 3 | OT | F |
|-----------|---|---|---|----|---|
| Minnesota | 1 | 1 | 1 | -  | 3 |
| Denver    | 2 | 1 | 1 | -  | 4 |

1ST PERIOD — DU: Bull (Fulghum, Adams), 6:55; Minn: Koalska (Potulny, DeMarchi), 8:38; DU: Doell (Cook, Weber), 10:05.  
2ND PERIOD — DU: MacKenzie (Fulghum, Doell), 5:07, ppg; Minn: Potulny (Waibel, Koalska), 10:54.  
3RD PERIOD — DU: Paradise (Ulanski, James), 1:24; Minn: Riddle (Pohl, Leopold), 2:39, shg.

Shots on Goal: Minnesota 9-14-8--31, Denver 16-7-7--30  
Power Plays: Minnesota 0-3, Denver 1-6  
Goalies: Minnesota: Hauser (58:43, 30 shots, 26 sv); Denver: Berkhoel (31 shots, 28 sv)  
Penalties: Minnesota 11-22, Denver 8-16  
Att: 6,013

|         |              |   |
|---------|--------------|---|
| GAME 18 | Ferris State | 2 |
|         | MINNESOTA    | 3 |

Dec. 28, 2001  
Mariucci Arena

| Scoring      | 1 | 2 | 3 | OT | F |
|--------------|---|---|---|----|---|
| Ferris State | 0 | 2 | 0 | -  | 2 |
| Minnesota    | 0 | 1 | 2 | -  | 3 |

1ST PERIOD — No Scoring.  
2ND PERIOD — FSU: Nesbitt (D. McIver), 1:34; Minn: Taffe (O'Leary, Fleming), 6:07; FSU: D. McIver (Lewandowski, Kinnie), 17:57.  
3RD PERIOD — Minn: P. Martin (unassisted), 4:06; Minn: Taffe 2 (P. Martin, Pohl), 9:11, ppg.

Shots on Goal: Ferris State 7-7-13--27, Minnesota 14-10-8--32  
Power Plays: Ferris State 0-3, Minnesota 1-4  
Goalies: FSU: Brown (58:31, 32 shots, 29 sv); Minnesota: Hauser (27 shots, 25 sv)  
Penalties: Ferris State 5-10, Minnesota 4-8  
Att: 10,040

|                                 |                   |          |
|---------------------------------|-------------------|----------|
| <b>GAME 19</b>                  | <i>Providence</i> | <b>1</b> |
| Dec. 29, 2001<br>Mariucci Arena | <i>MINNESOTA</i>  | <b>6</b> |

| Scoring    | 1 | 2 | 3 | OT | F |
|------------|---|---|---|----|---|
| Providence | 0 | 1 | 0 | -  | 1 |
| Minnesota  | 3 | 1 | 2 | -  | 6 |

1ST PERIOD — Minn: Tallackson (Pohl, Leopold), 1:00; Minn: Wendell (Smaagaard, Pohl), 8:47; Minn: Taffe (Pohl, Stevens), 16:42, ppg.  
 2ND PERIOD — PC: Suderman (Carpentier, Kelly), 13:55; Minn: Pohl (Wendell, DeMarchi), 14:57.  
 3RD PERIOD — Minn: Pohl 2 (Taffe, P. Martin), 4:18, ppg; Minn: Stevens (MacKinnon, Fleming), 14:14.

Shots on Goal: Providence 6-16-3--25, Minnesota 16-14-20--50  
 Power Plays: Providence 0-5, Minnesota 2-6  
 Goalies: PC: Schaefer (50 shots, 44 svs); Minnesota: Weber (25 shots, 24 svs)  
 Penalties: Providence 10-20, Minnesota 9-18  
 Att: 10,074

|                                |                     |          |
|--------------------------------|---------------------|----------|
| <b>GAME 20</b>                 | <i>North Dakota</i> | <b>4</b> |
| Jan. 5, 2002<br>Mariucci Arena | <i>MINNESOTA</i>    | <b>3</b> |

| Scoring      | 1 | 2 | 3 | OT | F |
|--------------|---|---|---|----|---|
| North Dakota | 0 | 0 | 4 | -  | 4 |
| Minnesota    | 2 | 0 | 1 | -  | 3 |

1ST PERIOD — Minn: Riddle (J. Martin, Angell), 1:57; Minn: Taffe (Pohl, Potulny), 8:03, ppg.  
 2ND PERIOD — No Scoring.  
 3RD PERIOD — UND: Canady (Connelly), 2:19; UND: Massen (Skarperud), 9:27; UND: Bayda (Skarperud, Bochenski), 15:44; UND: Notermann (Spiewak), 19:00, eng; Minn: Potulny (Leopold, Taffe), 19:57.

Shots on Goal: North Dakota 8-5-11--25, Minnesota 10-13-17--40  
 Power Plays: North Dakota 0-5, Minnesota 1-6  
 Goalies: UND: Siembeda (40 shots, 37 svs); Minnesota: Hauser (58:59, 25 shots, 24 svs)  
 Penalties: North Dakota 7-14, Minnesota 6-12  
 Att: 10,214

|                                |                     |          |
|--------------------------------|---------------------|----------|
| <b>GAME 21</b>                 | <i>North Dakota</i> | <b>1</b> |
| Jan. 6, 2002<br>Mariucci Arena | <i>MINNESOTA</i>    | <b>2</b> |

| Scoring      | 1 | 2 | 3 | OT | F |
|--------------|---|---|---|----|---|
| North Dakota | 1 | 0 | 0 | -  | 1 |
| Minnesota    | 0 | 0 | 2 | -  | 2 |

1ST PERIOD — UND: Fuher (Canady, Skarperud), 4:35.  
 2ND PERIOD — No Scoring.  
 3RD PERIOD — Minn: Leopold (Riddle, Pohl), 12:17, 4x4; Minn: Leopold 2 (Potulny), 18:26.

Shots on Goal: North Dakota 10-9-3--22, Minnesota 10-20-8--38  
 Power Plays: North Dakota 0-3, Minnesota 0-5  
 Goalies: UND: Siembeda (59:04, 38 shots, 36 svs); Minnesota: Weber (22 shots, 21 svs)  
 Penalties: North Dakota 7-14, Minnesota 5-10  
 Att: 10,183

|                                |                  |          |
|--------------------------------|------------------|----------|
| <b>GAME 22</b>                 | <i>MINNESOTA</i> | <b>3</b> |
| Jan. 11, 2002<br>Madison, Wis. | <i>Wisconsin</i> | <b>8</b> |

| Scoring   | 1 | 2 | 3 | OT | F |
|-----------|---|---|---|----|---|
| Minnesota | 1 | 1 | 1 | -  | 3 |
| Wisconsin | 2 | 3 | 3 | -  | 8 |

1ST PERIOD — UW: Hussey (unassisted), 7:34; UW: Murray (Hukalo), 10:27; Minn: Waibel (Fleming, Stevens), 12:32.  
 2ND PERIOD — UW: Leavitt (Doman, Fahey), 4:12; UW: Wheeler (Heisler, Vega), 7:26, shg; Minn: Pohl (Leopold, Potulny), 9:01, ppg; UW: Wheeler 2 (Hukalo, Murray), 18:43.  
 3RD PERIOD — UW: Winchester (Hussey, Davyduke), 7:23; Minn: Taffe (Leopold, Pohl), 10:13, ppg; UW: Leavitt (Bourque, Doman), 14:15; UW: Murray (unassisted), 16:12, shg.

Shots on Goal: Minnesota 13-21-19--53, Wisconsin 10-13-4--27  
 Power Plays: Minnesota 2-8, Wisconsin 1-5  
 Goalies: Minnesota: Hauser (40:00, 23 shots, 18 svs), Weber (20:00, 4 shots, 1 svs); Wisconsin: Kabatoff (53 shots, 50 svs)  
 Penalties: Minnesota 7-14, Wisconsin 10-20  
 Att: 12,937

|                                |                  |          |
|--------------------------------|------------------|----------|
| <b>GAME 23</b>                 | <i>MINNESOTA</i> | <b>6</b> |
| Jan. 12, 2002<br>Madison, Wis. | <i>Wisconsin</i> | <b>2</b> |

| Scoring   | 1 | 2 | 3 | OT | F |
|-----------|---|---|---|----|---|
| Minnesota | 2 | 2 | 2 | -  | 6 |
| Wisconsin | 1 | 0 | 1 | -  | 2 |

1ST PERIOD — UW: Hussey (Jackson, Davyduke), 4:28, ppg; Minn: Waibel (Stevens, P. Martin), 8:03; Minn: Taffe (Riddle, Potulny), 8:49.  
 2ND PERIOD — Minn: Smaagaard (P. Martin, J. Martin), 8:14; Minn: Tallackson (Wendell, Pohl), 11:22.  
 3RD PERIOD — Minn: Riddle (unassisted), 2:54, shg; Minn: Leopold (Koalska, P. Martin), 6:03, ppg; UW: Davyduke (Jackson), 14:57, ppg.

Shots on Goal: Minnesota 13-13-7--33, Wisconsin 11-15-10--36  
 Power Plays: Minnesota 1-4, Wisconsin 2-7  
 Goalies: Minnesota: Hauser (36 shots, 34 svs); Wisconsin: Kabatoff (47:14, 30 shots, 24 svs), Bruckler (12:46, 3 shots, 3 svs)  
 Penalties: Minnesota 13-48, Wisconsin 10-20  
 Att: 14,711

|                                    |                         |          |
|------------------------------------|-------------------------|----------|
| <b>GAME 24</b>                     | <i>MINNESOTA</i>        | <b>3</b> |
| Jan. 18, 2002<br>Anchorage, Alaska | <i>Alaska Anchorage</i> | <b>3</b> |

| Scoring          | 1 | 2 | 3 | OT | F |
|------------------|---|---|---|----|---|
| Minnesota        | 1 | 0 | 2 | 0  | 3 |
| Alaska Anchorage | 0 | 1 | 2 | 0  | 3 |

1ST PERIOD — Minn: Tallackson (Fleming, Ballard), 4:32.  
 2ND PERIOD — UAA: Hopson (Digel, Green), 13:10.  
 3RD PERIOD — Minn: Pohl (Leopold, P. Martin), 0:26, ppg; Minn: Potulny (Pohl, P. Martin), 4:11, ppg; UAA: Steward (Scott), 5:39, shg; UAA: Cygan (Zaporzan, Shasby), 19:59.

Shots on Goal: Minnesota 5-11-6-1--23, Alaska Anchorage 8-10-4-1--23  
 Power Plays: Minnesota 2-6, Alaska Anchorage 0-4  
 Goalies: Minnesota: Hauser (23 shots, 20 svs); UAA: Reiter (64:25, 23 shots, 20 svs)  
 Penalties: Minnesota 8-24, Alaska Anchorage 7-25  
 Att: 4,658

**GAME 25** **MINNESOTA** **5**  
 Jan. 19, 2002  
 Anchorage, Alaska **Alaska Anchorage** **2**

| Scoring          | 1 | 2 | 3 | OT | F |
|------------------|---|---|---|----|---|
| Minnesota        | 1 | 2 | 2 | -  | 5 |
| Alaska Anchorage | 1 | 0 | 1 | -  | 2 |

1ST PERIOD — UAA: Novak (Chytka, Shasby), 8:50; Minn: Taffe (Wendell), 11:10, delayed penalty.  
 2ND PERIOD — Minn: Riddle (P. Martin, Taffe), 7:40; Minn: Potulny (Riddle, Leopold), 9:28.  
 3RD PERIOD — UAA: Hessler (Chytka, Shasby), 5:16; Minn: P. Martin (Fleming, Pohl), 16:02; Minn: Taffe (Pohl), 19:08, eng.

Shots on Goal: Minnesota 6-12-8--26, Alaska Anchorage 7-6-9--22  
 Power Plays: Minnesota 0-2 Alaska Anchorage 0-2  
 Goalies: Minnesota: Weber (22 shots, 20 svs); UAA: King (59:16, 26 shots, 21 svs)  
 Penalties: Minnesota 3-6, Alaska Anchorage 4-19  
 Att: 5,230

**GAME 26** **Denver** **3**  
 Jan. 25, 2002  
 Mariucci Arena **MINNESOTA** **1**

| Scoring   | 1 | 2 | 3 | OT | F |
|-----------|---|---|---|----|---|
| Denver    | 0 | 2 | 1 | -  | 3 |
| Minnesota | 0 | 1 | 0 | -  | 1 |

1ST PERIOD — No Scoring.  
 2ND PERIOD — DU: Caldwell (Ulanski), 5:50; Minn: O'Leary (P. Martin, Koalska), 13:35; DU: Bull (unassisted), 19:48, shg.  
 3RD PERIOD — DU: Keith (unassisted), 0:27, shg.

Shots on Goal: Denver 5-9-7--21, Minnesota 9-9-17--35  
 Power Plays: Denver 0-1, Minnesota 0-3  
 Goalies: DU: Dubielewicz (35 shots, 34 svs); Minn: Hauser (59:23, 21 shots, 18 svs)  
 Penalties: Denver 5-10, Minnesota 3-6  
 Att: 10,176

**GAME 27** **Denver** **1**  
 Jan. 26, 2002  
 Mariucci Arena **MINNESOTA** **6**

| Scoring   | 1 | 2 | 3 | OT | F |
|-----------|---|---|---|----|---|
| Denver    | 0 | 1 | 0 | -  | 1 |
| Minnesota | 1 | 2 | 3 | -  | 6 |

1ST PERIOD — Minn: Pohl (Potulny, Taffe), 17:54, ppg.  
 2ND PERIOD — Minn: Wendell (Koalska), 13:01; DU: Dora (James, Weber), 15:43, 5x3 ppg; Minn: Ballard (Tallackson), 19:03.  
 3RD PERIOD — Minn: Ballard (Koalska, Riddle), 1:37, ppg; Minn: Taffe (Pohl, P. Martin), 14:13, ppg; Minn: Leopold (Pohl, Welch), 16:09, 4x4.

Shots on Goal: Denver 6-9-8--23, Minnesota 17-15-14--46  
 Power Plays: Denver 1-8, Minnesota 3-7  
 Goalies: DU: Berkhoel (46 shots, 40 svs); Minn: Weber (23 shots, 22 svs)  
 Penalties: Denver 14-28, Minnesota 15-30  
 Att: 10,217

**GAME 28** **MINNESOTA** **2**  
 Feb. 1, 2002  
 Duluth, Minn. **Minnesota-Duluth** **5**

| Scoring          | 1 | 2 | 3 | OT | F |
|------------------|---|---|---|----|---|
| Minnesota        | 1 | 1 | 0 | -  | 2 |
| Minnesota-Duluth | 1 | 4 | 0 | -  | 5 |

1ST PERIOD — UMD: Reierson (Medak), 2:42, ppg; Minn: Taffe (Potulny, Riddle), 13:35.  
 2ND PERIOD — UMD: Schwabe (Otten, Carlson), 1:14, ppg; UMD: Medak (Nelson, Stauffacher), 7:37; UMD: Nelson (Petruic, Medak), 9:25, 4x4; UMD: Nelson (Reierson, Medak), 13:13, ppg; Minn: Leopold (Tallackson, Koalska), 16:54, 4x4.  
 3RD PERIOD — No Scoring.

Shots on Goal: Minnesota 9-9-14--32, UMD 6-16-11--33  
 Power Plays: Minnesota 0-7, UMD 3-8  
 Goalies: Minn: Weber (29:25, 17 shots, 13 svs); Hauser (30:35, 16 shots, 15 svs); UMD: Anderson (32 shots, 30 svs)  
 Penalties: Minnesota 14-28, UMD 13-26  
 Att: 5,405

**GAME 29** **MINNESOTA** **2**  
 Feb. 2, 2002  
 Duluth, Minn. **Minnesota-Duluth** **1**

| Scoring          | 1 | 2 | 3 | OT | F |
|------------------|---|---|---|----|---|
| Minnesota        | 0 | 0 | 2 | -  | 2 |
| Minnesota-Duluth | 0 | 1 | 0 | -  | 1 |

1ST PERIOD — No Scoring.  
 2ND PERIOD — UMD: Francisco (Carlson), 6:13.  
 3RD PERIOD — Minn: Pohl (Leopold), 9:21; Minn: Taffe (Leopold, Pohl), 10:51, ppg.

Shots on Goal: Minnesota 17-15-12--44, UMD 9-16-8--33  
 Power Plays: Minnesota 1-4, UMD 0-2  
 Goalies: Minn: Hauser (33 shots, 32 svs); UMD: Coole (58:06, 44 shots, 42 svs)  
 Penalties: Minnesota 4-8, UMD 6-12  
 Att: 5,405

**GAME 30** **MINNESOTA** **6**  
 Feb. 8, 2002  
 Grand Forks, N.D. **North Dakota** **4**

| Scoring      | 1 | 2 | 3 | OT | F |
|--------------|---|---|---|----|---|
| Minnesota    | 1 | 3 | 2 | -  | 6 |
| North Dakota | 1 | 0 | 3 | -  | 4 |

1ST PERIOD — Minn: O'Leary (Waibel, MacKinnon), 2:13; UND: Notermann (Spiewak, Lundbohm), 19:34.  
 2ND PERIOD — Minn: Taffe (Pohl, P. Martin), 1:59, ppg; Minn: Tallackson (Koalska, Angell), 5:10, ppg; Minn: Welch (Potulny), 18:19.  
 3RD PERIOD — UND: Jones (Hale), 8:07; Minn: Tallackson 2 (Koalska, P. Martin), 8:07; UND: Skarperud (Bayda, Lundbohm), 14:59; UND: Schneekloth (Bayda, Schneider), 18:32, ppg; Minn: Pohl (unassisted), 19:32, eng.

Shots on Goal: Minnesota 15-16-8--39, UND 14-9-10--33  
 Power Plays: Minnesota 2-3, UND 1-4  
 Goalies: Minn: Johnson (33 shots, 29 svs); UND: Brandt (59:15, 39 shots, 33 svs)  
 Penalties: Minnesota 8-16, UND 7-14  
 Att: 11,815

|                                      |                     |          |
|--------------------------------------|---------------------|----------|
| <b>GAME 31</b>                       | <b>MINNESOTA</b>    | <b>4</b> |
| Feb. 9, 2002<br>Grand Forks,<br>N.D. | <b>North Dakota</b> | <b>3</b> |

|                |          |          |          |           |          |
|----------------|----------|----------|----------|-----------|----------|
| <b>Scoring</b> | <b>1</b> | <b>2</b> | <b>3</b> | <b>OT</b> | <b>F</b> |
| Minnesota      | 1        | 0        | 3        | -         | 4        |
| North Dakota   | 2        | 1        | 0        | -         | 3        |

1ST PERIOD — UND: Lundbohm (Bayda, Skarperud), 6:20; UND: Schneider (Canady, Massen), 8:00; Minn: Fleming (Pohl), 16:34.  
2ND PERIOD — UND: Hale (McMahon), 0:24, 4x4.  
3RD PERIOD — Minn: Pohl (Taffe), 9:02, ppg; Minn: Pohl 2 (Leopold), 16:48; Minn: Waibel (Riddle), 19:50.

Shots on Goal: Minnesota 15-16-8--39, UND 14-9-10--33  
Power Plays: Minnesota 2-3, UND 1-4  
Goalies: Minn: Johnson (33 shots, 29 svcs); UND: Brandt (59:15, 39 shots, 33 svcs)  
Penalties: Minnesota 8-16, UND 7-14  
Att: 11,815

|                                 |                         |          |
|---------------------------------|-------------------------|----------|
| <b>GAME 32</b>                  | <b>Colorado College</b> | <b>6</b> |
| Feb. 15, 2002<br>Mariucci Arena | <b>MINNESOTA</b>        | <b>5</b> |

|                  |          |          |          |           |          |
|------------------|----------|----------|----------|-----------|----------|
| <b>Scoring</b>   | <b>1</b> | <b>2</b> | <b>3</b> | <b>OT</b> | <b>F</b> |
| Colorado College | 2        | 1        | 3        | -         | 6        |
| Minnesota        | 0        | 4        | 1        | -         | 5        |

1ST PERIOD — CC: Hartsburg (J. Cullen, Jozsa), 8:08; CC: Hartsburg 2 (C. Stuart), 11:12.  
2ND PERIOD — Minn: Anthony (Riddle, Pohl), 1:03; Minn: DeMarchi (Riddle, Pohl), 3:54; CC: M. Cullen (Preissing), 8:36; Minn: Pohl (Riddle), 16:49, shg; Minn: Welch (Potulny, Leopold), 18:56.  
3RD PERIOD — CC: Jozsa (J. Cullen, Hartsburg), 3:16; CC: Kim (N. Clarke, Clark), 4:49; CC: N. Clarke (Clark), 9:39; Minn: Anthony 2 (Riddle, DeMarchi), 12:20.

Shots on Goal: Colorado College 11-6-13--30, Minnesota 16-21-11--48  
Power Plays: Colorado College 0-3, Minnesota 0-5  
Goalies: CC: Sanger (48 shots, 43 svcs), Minn: Weber (49:39, 30 shots, 24 svcs), Johnson (9:31, 0 shots, 0 svcs)  
Penalties: Colorado College 5-10, Minnesota 3-6  
Att: 10,219

|                                 |                         |          |
|---------------------------------|-------------------------|----------|
| <b>GAME 33</b>                  | <b>Colorado College</b> | <b>3</b> |
| Feb. 16, 2002<br>Mariucci Arena | <b>MINNESOTA</b>        | <b>7</b> |

|                  |          |          |          |           |          |
|------------------|----------|----------|----------|-----------|----------|
| <b>Scoring</b>   | <b>1</b> | <b>2</b> | <b>3</b> | <b>OT</b> | <b>F</b> |
| Colorado College | 1        | 2        | 0        | -         | 3        |
| Minnesota        | 0        | 3        | 4        | -         | 7        |

1ST PERIOD — CC: C. Stuart (Heerema), 5:24, 4x4.  
2ND PERIOD — Minn: P. Martin (Taffe, Tallackson), 5:52; Minn: Anthony (DeMarchi, Pohl), 7:08; Minn: Angell (unassisted), 10:34; CC: Clarke (Clark), 11:36; CC: Kim (Clark, Petiot), 13:51.  
3RD PERIOD — Minn: Riddle (unassisted), 0:17, 4x4; Minn: Leopold (Pohl, Riddle), 1:30; Minn: Potulny (Pohl, Leopold), 5:20, ppg; Minn: Wendell (Riddle, J. Martin), 17:20.

Shots on Goal: Colorado College 10-13-5--28, Minnesota 6-10-9--25  
Power Plays: Colorado College 0-3, Minnesota 1-2  
Goalies: CC: Sanger (25 shots, 18 svcs), Minn: Hauser (28 shots, 25 svcs)  
Penalties: Colorado College 7-14, Minnesota 8-16  
Att: 10,221

|                                 |                  |          |
|---------------------------------|------------------|----------|
| <b>GAME 34</b>                  | <b>Wisconsin</b> | <b>3</b> |
| Feb. 22, 2002<br>Mariucci Arena | <b>MINNESOTA</b> | <b>6</b> |

|                |          |          |          |           |          |
|----------------|----------|----------|----------|-----------|----------|
| <b>Scoring</b> | <b>1</b> | <b>2</b> | <b>3</b> | <b>OT</b> | <b>F</b> |
| Wisconsin      | 0        | 2        | 1        | -         | 3        |
| Minnesota      | 1        | 4        | 1        | -         | 6        |

1ST PERIOD — Minn: Taffe (Pohl), 17:24, ppg.  
2ND PERIOD — UW: Wheeler (Fahey, Kabotoff), 1:48; Minn: Pohl (Anthony, Leopold), 7:14; Minn: Taffe 2 (Welch), 9:55, shg; Minn: Welch (Taffe, Ballard), 12:12; Minn: DeMarchi (Anthony, Riddle), 12:32; UW: Vega (Wheeler, Davyduke), 13:01.  
3RD PERIOD — Minn: Anthony (Riddle, Pohl), 0:27; UW: Wheeler 2 (Boeser, Davyduke), 14:59.

Shots on Goal: Wisconsin 10-9-10--29, Minnesota 21-16-9--46  
Power Plays: Wisconsin 0-4, Minnesota 1-4  
Goalies: UW: Kabotoff (46 shots, 40 svcs), Minn: Hauser (29 shots, 26 svcs)  
Penalties: Wisconsin 5-10, Minnesota 5-10  
Att: 10,192

|                                 |                  |          |
|---------------------------------|------------------|----------|
| <b>GAME 35</b>                  | <b>Wisconsin</b> | <b>3</b> |
| Feb. 23, 2002<br>Mariucci Arena | <b>MINNESOTA</b> | <b>4</b> |

|                |          |          |          |           |          |
|----------------|----------|----------|----------|-----------|----------|
| <b>Scoring</b> | <b>1</b> | <b>2</b> | <b>3</b> | <b>OT</b> | <b>F</b> |
| Wisconsin      | 1        | 2        | 0        | 0         | 3        |
| Minnesota      | 1        | 2        | 0        | 1         | 4        |

1ST PERIOD — UW: Jensen (Murray, Bourque), 11:47; Minn: Pohl (Potulny, Taffe), 17:23, ppg.  
2ND PERIOD — Minn: Pohl (Potulny), 13:11, ppg; Minn: Taffe (Welch, Stevens), 15:36; UW: Leavitt (Davyduke), 17:40, ppg; UW: Doman (Murray, Wozniowski), 18:30.  
3RD PERIOD — No Scoring.  
OVERTIME — Minn: Leopold (Tallackson), 2:01.

Shots on Goal: Wisconsin 13-9-12-0--34, Minnesota 11-13-6-2--32  
Power Plays: Wisconsin 1-5, Minnesota 2-7  
Goalies: UW: Bruckler (32 shots, 28 svcs), Minn: Hauser (34 shots, 31 svcs)  
Penalties: Wisconsin 10-20, Minnesota 8-16  
Att: 10,228

## 2001-02 Minnesota Schedule/Results

| <u>Date</u> | <u>Opponent</u>           | <u>Result</u> | <u>MN/OPP</u><br><u>Rank</u> | <u>MN/OPP</u><br><u>Shots</u> | <u>MN/OPP</u><br><u>Power-Play</u> | <u>MN/OPP</u><br><u>Penalties</u> | <u>Goaltender</u> | <u>Attend.</u> |
|-------------|---------------------------|---------------|------------------------------|-------------------------------|------------------------------------|-----------------------------------|-------------------|----------------|
| 10/5        | at North Dakota##* (FSN)  | W 7-5         | 3/2                          | 40-22                         | 1-4/1-3                            | 6-12/7-14                         | Weber (1-0-0)     | 11,690         |
| 10/19       | BEMIDJI STATE##* (FSN)    | W 7-2         | 2/NR                         | 31-22                         | 5-7/1-5                            | 5-10/7-14                         | Weber (2-0-0)     | 9,569          |
| 10/20       | BEMIDJI STATE# (KSTC)     | W 7-1         | 2/NR                         | 46-20                         | 3-5/0-4                            | 5-10/6-12                         | Hauser (1-0-0)    | 9,562          |
| 10/26       | COLGATE# (FSN)            | W 8-0         | 2/NR                         | 36-18                         | 3-7/0-5                            | 10-20/12-24                       | Hauser (2-0-0)    | 9,684          |
| 10/27       | COLGATE##* (KSTC)         | W 9-0         | 2/NR                         | 38-28                         | 2-5/0-5                            | 10-20/10-20                       | Johnson (1-0-0)   | 9,730          |
| 11/2        | at Michigan Tech*         | W 7-3         | 1/NR                         | 43-27                         | 1-6/0-3                            | 6-12/9-18                         | Hauser (3-0-0)    | 2,555          |
| 11/3        | at Michigan Tech          | T 5-5 (ot)    | 1/NR                         | 41-32                         | 3-8/1-8                            | 10-20/10-20                       | Hauser (3-0-1)    | 2,545          |
| 11/9        | MSU, MANKATO (FSN)        | W 5-3         | 2/NR                         | 32-27                         | 3-8/2-10                           | 11-22/9-18                        | Hauser (4-0-1)    | 9,804          |
| 11/10       | MSU, MANKATO (KSTC)       | W 4-2         | 2/NR                         | 52-33                         | 1-6/2-5                            | 8-16/9-18                         | Johnson (2-0-0)   | 9,871          |
| 11/16       | MINN.-DULUTH* (FSN)       | W 5-1         | 1/NR                         | 40-21                         | 1-5/0-5                            | 7-14/7-14                         | Hauser (5-0-1)    | 9,899          |
| 11/17       | MINN.-DULUTH (KSTC)       | W 5-3         | 1/NR                         | 41-19                         | 3-6/2-5                            | 9-29/9-18                         | Hauser (6-0-1)    | 9,917          |
| 11/23       | at Michigan# (FSN)        | W 5-2         | 1/9                          | 32-35                         | 1-3/0-2                            | 3-6/4-8                           | Hauser (7-0-1)    | 6,917          |
| 11/25       | at Michigan State##*      | T 4-4 (ot)    | 1/4                          | 38-24                         | 2-6/3-8                            | 14-28/12-24                       | Hauser (7-0-2)    | 6,871          |
| 11/30       | ST. CLOUD STATE (FSN)     | L 2-3         | 1/2                          | 39-22                         | 2-6/2-3                            | 7-14/4-8                          | Hauser (7-1-2)    | 10,231         |
| 12/1        | St. Cloud State (FSN)     | T 2-2 (ot)    | 1/2                          | 27-47                         | 1-4/1-7                            | 9-18/6-12                         | Hauser (7-1-3)    | 6,685          |
| 12/7        | at Denver* (FSN)          | W 2-1         | 2/2                          | 23-31                         | 0-5/0-6                            | 7-14/6-12                         | Hauser (8-1-3)    | 6,013          |
| 12/8        | at Denver (KSTC)          | L 3-4         | 2/2                          | 31-30                         | 0-3/1-6                            | 11-22/8-16                        | Hauser (8-2-3)    | 6,013          |
| 12/28       | FERRIS STATE##* (KSTC)    | W 3-2         | 2/NR                         | 32-27                         | 1-4/0-3                            | 5-10/4-8                          | Hauser (9-2-3)    | 10,040         |
| 12/29       | PROVIDENCE* (FSN)         | W 6-1         | 2/NR                         | 50-25                         | 2-6/0-5                            | 9-18/10-20                        | Weber (3-0-0)     | 10,074         |
| 1/5         | NORTH DAKOTA (FSN)        | L 3-4         | 3/NR                         | 40-25                         | 1-6/0-5                            | 6-12/7-14                         | Hauser (9-3-3)    | 10,214         |
| 1/6         | NORTH DAKOTA* (KSTC)      | W 2-1         | 3/NR                         | 38-22                         | 0-5/0-3                            | 5-10/7-14                         | Weber (4-0-0)     | 10,183         |
| 1/11        | at Wisconsin* (FSN)       | L 3-8         | 4/NR                         | 53-27                         | 2-8/1-5                            | 7-14/10-20                        | Hauser (9-4-3)    | 12,937         |
| 1/12        | at Wisconsin (FSN)        | W 6-2         | 4/NR                         | 33-36                         | 1-4/2-7                            | 13-48/10-20                       | Hauser (10-4-3)   | 14,711         |
| 1/18        | at Alaska Anchorage       | T 3-3 (ot)    | 5/NR                         | 23-23                         | 2-6/0-4                            | 8-24/7-25                         | Hauser (10-4-4)   | 4,658          |
| 1/19        | at Alaska Anchorage       | W 5-2         | 5/NR                         | 26-22                         | 0-2/0-2                            | 3-6/4-19                          | Weber (5-0-0)     | 5,230          |
| 1/25        | DENVER (FSN)              | L 1-3         | 4/1                          | 35-21                         | 0-3/0-1                            | 3-6/5-10                          | Hauser (10-5-4)   | 10,176         |
| 1/26        | DENVER (FSN)              | W 6-1         | 4/1                          | 46-23                         | 3-7/1-8                            | 15-30/14-28                       | Weber (6-0-0)     | 10,217         |
| 2/1         | at Minnesota-Duluth (FSN) | L 2-5         | 3/NR                         | 32-33                         | 0-7/3-8                            | 14-28/13-26                       | Weber (6-1-0)     | 5,405          |
| 2/2         | at Minnesota-Duluth (FSN) | W 2-1         | 3/NR                         | 44-33                         | 1-4/0-2                            | 4-8/6-12                          | Hauser (11-5-4)   | 5,405          |
| 2/8         | at North Dakota* (FSN)    | W 6-4         | 5/NR                         | 39-33                         | 2-3/1-4                            | 8-16/7-14                         | Johnson (3-0-0)   | 11,815         |
| 2/9         | at North Dakota (FSN)     | W 4-3         | 5/NR                         | 35-23                         | 1-5/0-3                            | 6-12/9-29                         | Hauser (12-5-4)   | 12,189         |
| 2/15        | COLORADO COLLEGE (FSN)    | L 5-6         | 4/6                          | 48-30                         | 0-5/0-3                            | 3-6/5-10                          | Weber (6-2-0)     | 10,219         |
| 2/16        | COLORADO COLLEGE (FSN)    | W 7-3         | 4/6                          | 25-28                         | 1-2/0-3                            | 8-16/7-14                         | Hauser (13-5-4)   | 10,221         |
| 2/22        | WISCONSIN (FSN)           | W 6-4         | 6/NR                         | 46-29                         | 1-4/0-4                            | 5-10/5-10                         | Hauser (14-5-4)   | 10,192         |
| 2/23        | WISCONSIN (FSN)           | W 4-3 (ot)    | 6/NR                         | 32-34                         | 2-7/1-5                            | 8-16/10-20                        | Hauser (15-5-4)   | 10,228         |
| 3/1         | at St. Cloud State (FSN)  |               |                              |                               |                                    |                                   |                   |                |
| 3/2         | ST. CLOUD STATE* (FSN)    |               |                              |                               |                                    |                                   |                   |                |
| 3/8-10      | WCHA First Round          |               |                              |                               |                                    |                                   |                   |                |
| 3/14-16     | WCHA Final Five           |               |                              |                               |                                    |                                   |                   |                |
| 3/22-24     | NCAA Regionals            |               |                              |                               |                                    |                                   |                   |                |
| 4/4         | NCAA Semifinals           |               |                              |                               |                                    |                                   |                   |                |
| 4/6         | NCAA Finals               |               |                              |                               |                                    |                                   |                   |                |

#Non-Conference

\* Game can be heard on KCCO AM 950 (All others on WCCO AM 830)



# Dan Welch

## 23

Sophomore ■ 5-11 ■ 195 Omaha (USHL)

Forward

Hastings, Minn.  
Hastings HS

Returning to the team after spending last season with the Omaha Lancers in the USHL • spent the fall attending classes at Normandale Community College • will be available to play Jan. 25-26 vs. Denver.

### Welch's Career Statistics

| Year  | GP           | G | A | TP | P/PM  | PP | GW | SH | HT |
|-------|--------------|---|---|----|-------|----|----|----|----|
| 99-00 | 36           | 6 | 8 | 14 | 10/31 | 0  | 2  | 0  | 0  |
| 00-01 | Did Not Play |   |   |    |       |    |    |    |    |
| Total | 36           | 6 | 8 | 14 | 10/31 | 0  | 2  | 0  | 0  |

### Welch's Career WCHA Statistics

| Year  | GP           | G | A | TP | P/PM | PP | GW | SH | HT |
|-------|--------------|---|---|----|------|----|----|----|----|
| 99-00 | 23           | 4 | 3 | 7  | 9/29 | 0  | 1  | 0  | 0  |
| 00-01 | Did Not Play |   |   |    |      |    |    |    |    |
| Total | 23           | 4 | 3 | 7  | 9/29 | 0  | 1  | 0  | 0  |

### Welch's Career Bests

Goals (Game): 2 (2/18/00 @ Michigan Tech)  
Assists (Game): 1 (8 times, last 3/18/00 vs. SCSU)  
Points (Game): 2 (2/18/00 @ Michigan Tech)

### 2000-01

Played the 2000-01 season with the Omaha Lancers of the United States Hockey League (USHL) • team finished 40-14 • helped lead the Lancers to the USHL's Clark Cup • led the league in playoff scoring with 9-13--22 in 12 games • tied for 11th in the league for scoring with 30-27--57 in 52 games • ranked fifth in goal scoring and second in game-winning goals (8) • team followed USHL title by winning the Gold Cup National Junior "A" Championship Tournament.

### 1999-2000 • Freshman Season

Played in 36 games in his first season with Minnesota • had totals of 6-8--14 • ranked second on the team in freshman scoring • had 4-3--7 in 23 WCHA contests • collected first career point with his goal against North Dakota (10/23) • had 1-0--1 in his first 11 games and 5-8--13 in his final 25 games • had two four-game point streaks, including a streak during postseason to finish the season • tallied first multi-point game with two goals in 9-2 win at Michigan Tech (2/18) • had two game-winning goals on the year • collected game-winning goal in 3-1 win at Alaska-Anchorage (12/4) • collected first letter.

### High School

A graduate of Hastings High School • high school coach was his father, Russ Welch • had totals of 34-47--81 in his senior season to help Hastings to a runner-up finish in the state high school tournament • posted career numbers of 76-123--199 • claimed nine letters as a prep athlete (football-3, hockey-3, baseball-3) • played running back on the gridiron and catcher on the diamond • named all-conference, all-metro and all-state in all three sports as a senior • won eight total all-conference honors (2-football, 3-hockey, 3-baseball) • named Associated Press Player of the Year in hockey


• finalist for Mr. Hockey • named *Pioneer Press* and Varsity Online Athlete of the Year • member of USA Select 15, 16 and 17 teams • member of the Student Council and honor roll.

### Personal

Undecided on a major • lists most memorable sports thrill as scoring the game-tying goal with 40 seconds left and game-winning goal with two seconds left in the state quarterfinal hockey game against Blaine • enjoys all sports and video games in his spare time • secret ambition is to become a movie star • son of Russ and Lisa Welch • born 2/23/81.

### Career vs. Opponents

|                         |                     |
|-------------------------|---------------------|
| North Dakota            | 1-0-1 (2 GP)        |
| Bemidji State           | has not played      |
| Colgate                 | has not played      |
| Michigan Tech           | 2-0-2 (2 GP)        |
| MSU, Mankato            | 1-0-1 (3 GP)        |
| Minnesota-Duluth        | 0-0-0 (3 GP)        |
| Michigan                | 0-1-1 (1 GP)        |
| Michigan State          | 0-0-0 (1 GP)        |
| St. Cloud State         | 0-1-1 (4 GP)        |
| Denver                  | 0-2-2 (2 GP)        |
| <i>Mariucci Classic</i> | 1-1-2 (2 GP)        |
| Ferris State            | has not played      |
| Providence              | has not played      |
| Western Michigan        | has not played      |
| Wisconsin               | 0-2-2 (5 GP)        |
| Alaska-Anchorage        | 1-0-1 (2 GP)        |
| Colorado College        | 0-1-1 (5 GP)        |
| <i>WCHA First Round</i> | 0-1-1 (2 GP)        |
| <i>WCHA Final Five</i>  | 1-2-3 (3 GP)        |
| <i>NCAA Tournament</i>  | has not played      |
| <b>POSTSEASON TOTAL</b> | <b>1-3-4 (5 GP)</b> |




**The Automated ScoreBook**  
**Minnesota Combined Team Statistics (as of Feb 25, 2002)**  
**All games**

| DATE          | OPPONENT            | W/L  | SCORE | ATTEND | RECORD:                | OVERALL    | HOME       | AWAY       | NEUTRAL    |       |      |         |       |    |
|---------------|---------------------|------|-------|--------|------------------------|------------|------------|------------|------------|-------|------|---------|-------|----|
| Oct 05, 2001  | at North Dakota     | W    | 7-5   | 11690  | ALL GAMES.....         | (24- 7- 4) | (15- 4- 0) | ( 9- 3- 4) | ( 0- 0- 0) |       |      |         |       |    |
| Oct 19, 2001  | BEMIDJI STATE       | W    | 7-2   | 9569   | CONFERENCE.....        | (16- 7- 3) | ( 9- 4- 0) | ( 7- 3- 3) | ( 0- 0- 0) |       |      |         |       |    |
| Oct 20, 2001  | BEMIDJI STATE       | W    | 7-1   | 9562   | NON-CONFERENCE.....    | ( 8- 0- 1) | ( 6- 0- 0) | ( 2- 0- 1) | ( 0- 0- 0) |       |      |         |       |    |
| Oct 26, 2001  | COLGATE             | W    | 8-0   | 9684   |                        |            |            |            |            |       |      |         |       |    |
| Oct 27, 2001  | COLGATE             | W    | 9-0   | 9730   |                        |            |            |            |            |       |      |         |       |    |
| *Nov 02, 2001 | at Michigan Tech    | W    | 7-3   | 2555   | ## INDIVIDUAL (by pts) | GP         | G          | A          | Pts        | Shots | Pct  | --PEN-- | GOALS |    |
| *Nov 03, 2001 | at Michigan Tech    | T OT | 5-5   | 2545   |                        |            |            |            |            |       |      | No-Min  | PP    | SH |
| *Nov 09, 2001 | MSU, MANKATO        | W    | 5-3   | 9804   | 9 POHL, John           | 35         | 22         | 42         | 64         | 85    | .259 | 11-22   | 13    | 2  |
| *Nov 10, 2001 | MSU, MANKATO        | W    | 4-2   | 9871   | 22 TAFFE, Jeff         | 34         | 28         | 18         | 46         | 144   | .194 | 27-76   | 13    | 1  |
| *Nov 16, 2001 | MINNESOTA-DULUTH    | W    | 5-1   | 9899   | 3 LEOPOLD, Jordan      | 35         | 18         | 22         | 40         | 175   | .103 | 13-26   | 8     | 1  |
| *Nov 17, 2001 | MINNESOTA-DULUTH    | W    | 5-3   | 9917   | 21 RIDDLE, Troy        | 35         | 12         | 23         | 35         | 136   | .088 | 20-40   | 3     | 3  |
| Nov 23, 2001  | at Michigan         | W    | 5-2   | 6917   | 10 MARTIN, Paul        | 35         | 7          | 28         | 35         | 83    | .084 | 9-18    | 2     | 0  |
| Nov 25, 2001  | at Michigan State   | T OT | 4-4   | 6871   | 18 POTULNY, Grant      | 34         | 10         | 18         | 28         | 78    | .128 | 11-22   | 5     | 0  |
| *Nov 30, 2001 | ST. CLOUD STATE     | L    | 2-3   | 10231  | 24 KOALSKA, Matt       | 35         | 7          | 20         | 27         | 74    | .095 | 15-30   | 1     | 1  |
| *Dec. 1, 2001 | at St. Cloud State  | T OT | 2-2   | 6685   | 27 TALLACKSON, Barry   | 35         | 11         | 6          | 17         | 73    | .151 | 18-36   | 3     | 0  |
| *Dec 7, 2001  | at Denver Pioneers  | W    | 2-1   | 6013   | 13 BALLARD, Keith      | 32         | 6          | 11         | 17         | 91    | .066 | 13-26   | 1     | 1  |
| *Dec 8, 2001  | at Denver Pioneers  | L    | 3-4   | 6013   | 11 WENDELL, Erik       | 35         | 8          | 8          | 16         | 68    | .118 | 15-30   | 3     | 0  |
| Dec 28, 2001  | FERRIS STATE        | W    | 3-2   | 10040  | 6 STEVENS, Judd        | 32         | 1          | 13         | 14         | 35    | .029 | 6-12    | 0     | 0  |
| Dec 29, 2001  | PROVIDENCE          | W    | 6-1   | 10074  | 16 ANTHONY, Nick       | 18         | 8          | 5          | 13         | 20    | .400 | 2-4     | 0     | 1  |
| *Jan 05, 2002 | NORTH DAKOTA        | L    | 3-4   | 10214  | 29 FLEMING, Jake       | 34         | 3          | 8          | 11         | 40    | .075 | 2-4     | 0     | 2  |
| *Jan 06, 2002 | NORTH DAKOTA        | W    | 2-1   | 10183  | 26 ANGELL, Nick        | 35         | 2          | 8          | 10         | 48    | .042 | 22-55   | 0     | 1  |
| *Jan 11, 2002 | at Wisconsin        | L    | 3-8   | 12937  | 5 WAIBEL, Jon          | 35         | 5          | 4          | 9          | 47    | .106 | 14-28   | 0     | 0  |
| *Jan 12, 2002 | at Wisconsin        | W    | 6-2   | 14711  | 19 DEMARCHI, Matt      | 27         | 3          | 6          | 9          | 33    | .091 | 40-88   | 0     | 0  |
| *Jan 18, 2002 | at Alaska Anchorage | T OT | 3-3   | 4658   | 25 O'LEARY, Pat        | 31         | 4          | 2          | 6          | 27    | .148 | 8-16    | 0     | 0  |
| *Jan 19, 2002 | at Alaska Anchorage | W    | 5-2   | 5230   | 23 WELCH, Dan          | 10         | 3          | 3          | 6          | 19    | .158 | 2-4     | 0     | 0  |
| *Jan 25, 2002 | DENVER PIONEERS     | L    | 1-3   | 10176  | 28 MacKINNON, Brett    | 19         | 1          | 3          | 4          | 10    | .100 | 0-0     | 0     | 0  |
| *Jan 26, 2002 | DENVER PIONEERS     | W    | 6-1   | 10217  | 10 MARTIN, Joey        | 11         | 0          | 4          | 4          | 1     | .000 | 7-14    | 0     | 0  |
| *Feb. 1, 2002 | at Minnesota-Duluth | L    | 2-5   | 5405   | 15 ERICKSON, Mike      | 10         | 1          | 2          | 3          | 3     | .333 | 1-2     | 0     | 0  |
| *Feb. 2, 2002 | at Minnesota-Duluth | W    | 2-1   | 5405   | 17 SMAAGAARD, Garrett  | 19         | 1          | 2          | 3          | 15    | .067 | 1-2     | 0     | 0  |
| *Feb 08, 2002 | at North Dakota     | W    | 6-4   | 11815  | 1 HAUSER, Adam         | 26         | 0          | 2          | 2          | 0     | .000 | 1-2     | 0     | 0  |
| *Feb 09, 2002 | at North Dakota     | W    | 4-3   | 12189  | 2 NEMOVICH, Mark       | 5          | 0          | 1          | 1          | 2     | .000 | 2-4     | 0     | 0  |
| *Feb 15, 2002 | COLORADO COLLEGE    | L    | 5-6   | 10219  | 14 ROBERG, Chad        | 3          | 0          | 0          | 0          | 0     | .000 | 0-0     | 0     | 0  |
| *Feb 16, 2002 | COLORADO COLLEGE    | W    | 7-3   | 10221  | TM TEAM                | 6          | 0          | 0          | 0          | 0     | .000 | 4-8     | 0     | 0  |
| *Feb 22, 2002 | WISCONSIN           | W    | 6-3   | 10192  | Total.....             | 35         | 161        | 259        | 420        | 1307  | .123 | 264-569 | 52    | 13 |
| *Feb 23, 2002 | WISCONSIN           | W OT | 4-3   | 10228  | Opponents.....         | 35         | 96         | 152        | 248        | 952   | .101 | 279-594 | 25    | 5  |

| TEAM STATISTICS           | MINN      | OPP       |
|---------------------------|-----------|-----------|
| SHOT STATISTICS.....      |           |           |
| Goals-Shot attempts.....  | 161-1307  | 96-952    |
| Shot pct.....             | .123      | .101      |
| Goals/Game.....           | 4.6       | 2.7       |
| Shots/Game.....           | 37.3      | 27.2      |
| POWER PLAYS.....          |           |           |
| Goals-Power Plays.....    | 52-182    | 25-166    |
| Conversion Percent.....   | .286      | .151      |
| Shot Attempts.....        | 353       | 208       |
| Shot Percent.....         | .147      | .120      |
| SHORT-HANDED.....         |           |           |
| Goals-Shot attempts.....  | 13-67     | 5-42      |
| Shot Percent.....         | .194      | .119      |
| GOAL BREAKDOWN.....       |           |           |
| Power Play.....           | 52        | 25        |
| Short-handed.....         | 13        | 5         |
| Empty net.....            | 3         | 1         |
| Penalty.....              | 0         | 0         |
| Unassisted.....           | 10        | 6         |
| Overtime.....             | 1         | 0         |
| Shootout.....             | 0         | 0         |
| Delayed Penalty.....      | 2         | 0         |
| PENALTIES.....            |           |           |
| Number.....               | 264       | 279       |
| Minutes.....              | 569       | 594       |
| Penalties/Game.....       | 7.5       | 8.0       |
| Pen minutes/Game.....     | 16.3      | 17.0      |
| FACEOFFS (W-L).....       | 1288-1125 | 1125-1288 |
| Faceoff W-L Pct.....      | .534      | .466      |
| SHOOTOUTS (Made-Att)..... | 0-0       | 0-0       |

| ## GOALTENDERS          | GP  | Time    | GA  | EN | Avg Save | Pct     | W   | L  | T     |
|-------------------------|-----|---------|-----|----|----------|---------|-----|----|-------|
| 1 HAUSER, Adam          | 26  | 1427:56 | 58  | 0  | 2.44     | .910    | 15  | 5  | 4     |
| 33 JOHNSON, Justin      | 6   | 233:31  | 12  | 0  | 3.08     | .892    | 3   | 0  | 0     |
| 31 WEBER, Travis        | 10  | 456:09  | 25  | 0  | 3.29     | .870    | 6   | 2  | 0     |
| TM EMPTY NET            | 6   | 4:25    | 0   | 1  | 0.00     | 0       | 0   | 0  | 0     |
| Total.....              | 35  | 2122:01 | 96  | 1  | 2.71     | .900    | 24  | 7  | 4     |
| Opponents.....          | 35  | 2122:01 | 161 | 3  | 4.55     | .879    | 7   | 24 | 4     |
| ATTENDANCE SUMMARY      |     |         |     |    |          |         |     |    |       |
|                         |     |         |     |    | MINN     |         | OPP |    |       |
| Total.....              |     |         |     |    | 190031   | 121639  |     |    |       |
| Dates/Avg Per Date..... |     |         |     |    | 19/10002 | 16/7602 |     |    |       |
| Neutral Site #/Avg..... |     |         |     |    | 0/0      |         |     |    |       |
| GOALS BY PERIOD         |     |         |     |    |          |         |     |    |       |
|                         |     |         |     |    | 1        | 2       | 3   | OT | Total |
| Minnesota.....          | 47  | 57      | 56  | 1  | -        | 161     |     |    |       |
| Opponents.....          | 32  | 37      | 27  | 0  | -        | 96      |     |    |       |
| SHOTS BY PERIOD         |     |         |     |    |          |         |     |    |       |
|                         |     |         |     |    | 1        | 2       | 3   | OT | Total |
| Minnesota.....          | 425 | 465     | 410 | 7  | -        | 1307    |     |    |       |
| Opponents.....          | 312 | 327     | 309 | 4  | -        | 952     |     |    |       |
| SAVES BY PERIOD         |     |         |     |    |          |         |     |    |       |
|                         |     |         |     |    | 1        | 2       | 3   | OT | Total |
| Minnesota.....          | 280 | 290     | 282 | 4  | -        | 856     |     |    |       |
| Opponents.....          | 378 | 408     | 354 | 6  | -        | 1146    |     |    |       |





# GOLDEN GOPHER HOCKEY



## WEEKLY RELEASE

March 19, 2002

### SCHEDULE/RESULTS

|             |                      |            |
|-------------|----------------------|------------|
| Oct. 5      | at North Dakota%     | W 7-5      |
| Oct. 19     | BEMIDJI STATE*       | W 7-2      |
| Oct. 20     | BEMIDJI STATE        | W 7-1      |
| Oct. 26     | COLGATE              | W 8-0      |
| Oct. 27     | COLGATE*             | W 9-0      |
| Nov. 2      | at Michigan Tech*    | W 7-3      |
| Nov. 3      | at Michigan Tech     | T 5-5      |
| Nov. 9      | MSU, MANKATO         | W 5-3      |
| Nov. 10     | MSU, MANKATO         | W 4-2      |
| Nov. 16     | MINN.-DULUTH*        | W 5-1      |
| Nov. 17     | MINN.-DULUTH         | W 5-3      |
| Nov. 23     | Michigan#            | W 5-2      |
| Nov. 25     | at Michigan State**  | T 4-4      |
| Nov. 30     | ST. CLOUD STATE      | L 2-3      |
| Dec. 1      | at St. Cloud State   | T 2-2      |
| Dec. 7      | at Denver*           | W 2-1      |
| Dec. 8      | at Denver            | L 3-4      |
| Dec. 28     | MARIUCCI CLASSIC#*   |            |
|             | vs. Ferris State     | W 3-2      |
| Dec. 29     | MARIUCCI CLASSIC#*   |            |
|             | vs. Providence       | W 6-1      |
| Jan. 5      | NORTH DAKOTA         | L 3-4      |
| Jan. 6      | NORTH DAKOTA*        | W 2-1      |
| Jan. 11     | at Wisconsin*        | L 3-8      |
| Jan. 12     | at Wisconsin         | W 6-2      |
| Jan. 18     | at Alaska Anchorage  | T 3-3      |
| Jan. 19     | at Alaska Anchorage  | W 5-2      |
| Jan. 25     | DENVER               | L 1-3      |
| Jan. 26     | DENVER               | W 6-1      |
| Jan. 28     | FRENCH OLYMPICS\$    | W 6-2      |
| Feb. 1      | at Minnesota-Duluth  | L 2-5      |
| Feb. 2      | at Minnesota-Duluth  | W 2-1      |
| Feb. 8      | at North Dakota*     | W 6-4      |
| Feb. 9      | at North Dakota      | W 4-3      |
| Feb. 15     | COLORADO COLL.       | L 5-6      |
| Feb. 16     | COLORADO COLL.       | W 7-3      |
| Feb. 22     | WISCONSIN            | W 6-3      |
| Feb. 23     | WISCONSIN            | W 4-3 (ot) |
| March 1     | at St. Cloud State   | W 5-4      |
| March 2     | ST. CLOUD STATE*     | W 3-1      |
| March 8     | NORTH DAKOTA         | W 7-2      |
| March 9     | NORTH DAKOTA         | W 4-3 (ot) |
| March 15    | vs. St. Cloud State^ | W 4-1      |
| March 16    | vs. Denver           | L 2-5      |
| March 22-24 | NCAA Regional        |            |
| April 4-6   | NCAA Frozen Four^    |            |

% - Hall of Fame Game

\$ - exhibition game

# - non-conference game

^ - Xcel Energy Center, St. Paul, Minn.

all game times are Central

game times are subject to change

\* - Game heard on KCCO 950-AM (all others heard on WCCO 830-AM)

### UP NEXT...

#3 Michigan State (27-8-5)/#6 Colorado College (26-12-3) vs.  
#2 MINNESOTA (29-8-4)

Yost Arena (6,637)

3:05 p.m. • Saturday • March 23, 2002

NCAA West Regional Quarterfinal

**Minnesota Earns Bye:** The Golden Gophers received the No. 2 seed in the West Regional this weekend in Ann Arbor, Mich., March 22-23. Minnesota received a first-round bye and will face the winner between the No. 3 seed Michigan State and No. 6 Colorado College. That game is scheduled for Friday afternoon at 3:30 p.m. Central time.

**The Series vs. Michigan State:** Minnesota leads the series 97-41-7 (.693) vs. Michigan State, but the Spartans are 3-1-1 in the last five meetings. Prior to that the Golden Gophers won seven in a row. Michigan State has not shut out Minnesota since Feb. 2, 1957, a span of 114 games. Earlier this season, the Golden Gophers and the Spartans tied 4-4 in East Lansing.

**Hauser vs. the Spartans:** Senior goaltender Adam Hauser is 1-2-1 with a 3.45 goals-against-average and .887 saves percentage vs. the Spartans in his career. His lone victory came as a freshman when he stopped 27 of 28 shots in 2-1 win at Mariucci Arena (11/29/98).

**Earlier this Season:** In the College Hockey Showcase, Barry Tallackson scored with less than three minutes to play to give Minnesota a 4-4 tie, Nov. 25. Freshman Brett MacKinnon scored his first career goal in the first period on defending Hobey Baker Award winner Ryan Miller. Minnesota outshot Michigan State 24-10 in the first two periods, but held just a 3-2 lead. For the game, the Golden Gophers held a 38-24 shot edge.

**In the Postseason:** Minnesota has a 3-2 record against Michigan State in the NCAA Tournament. The two teams last met in the first round of the 1997 West Regional in Grand Rapids, Mich. The Golden Gophers defeated the Spartans 6-3, but fell in the quarterfinals to Michigan, 7-4. Michigan State defeated Minnesota in consecutive Frozen Four semifinals in 1986-87.

Don Lucia's Colorado College team faced Michigan State in the quarterfinals of the West Regional in 1998-99. The Spartans defeated the Tigers 4-3. It would Lucia's last game as head coach of Colorado College.

**The Series vs. Colorado College:** Minnesota leads the all-time series with Colorado College by a 142-73-6 advantage (.656). The two teams split a series at Mariucci Arena in February. Colorado College rallied for a 6-5 win on Friday, while Minnesota rebounded for a 7-3 win in the rematch.

**Earlier This Season:** On Feb. 15-16, Minnesota met Colorado College at Mariucci Arena. The Tigers prevailed in the first game as they rallied from a 3-2 deficit after two periods for a 6-5 win. The Golden Gophers rebounded for a 7-3 win the next night with four third-period goals.

**In the Postseason:** Minnesota has a 1-0 record against Colorado College in the NCAA Tournament. The Golden Gophers defeated the Don Lucia-led Tigers 5-2 in the quarterfinals of the West Regional in Madison, Wis. Minnesota advanced to the Frozen Four in Providence, but were ousted by Boston University.

### MEDIA INFORMATION

TV: Fox Sports North  
- Frank Mazzocco  
play-by-play;  
Doug Woog - color

RADIO: WCCO 830 AM  
- Wally Shaver - play-by-play;  
Glen Sonmor - color

INTERVIEWS: The coaching staff and players are available for interviews on Wednesday this week by request through the Media Relations office. The Golden Gopher locker room is CLOSED to the media at all times.

ON THE WEB: All Golden Gopher hockey games can be heard at [www.gophersports.com](http://www.gophersports.com). Click on the "Gameday" link.

University of Minnesota  
Media Relations

Phone: (612) 625-4090

Fax: (612) 625-0359

Website: [www.gophersports.com](http://www.gophersports.com)

Contact: John Romo

Phone: (612) 624-7318

E-Mail: [romox001@umn.edu](mailto:romox001@umn.edu)

## 2001-02 Record When...

|                                     |        |
|-------------------------------------|--------|
| Overall Record                      | 29-8-4 |
| WCHA Record                         | 18-7-3 |
| Home Record                         | 18-4-0 |
| Road Record                         | 10-3-4 |
| Neutral Site Record                 | 1-1-0  |
| Last 20 Games (including last year) | 15-4-1 |
| Last 10 Games (including last year) | 8-2-0  |
| Last 5 Games (including last year)  | 4-1-0  |
| Scoring A Power-Play Goal           | 25-4-4 |
| Not Scoring A Power-Play Goal       | 4-4-0  |
| Allowing A Power-Play Goal          | 13-5-3 |
| Not Allowing A Power-Play Goal      | 16-3-1 |
| Scoring A Short-Handed Goal         | 8-2-1  |
| Allowing A Short-Handed Goal        | 2-2-1  |
| 10 Or More Penalties                | 7-2-2  |
| Fewer Than 10 Penalties             | 22-6-2 |
| More Penalties Than Opponent        | 10-3-2 |
| Fewer Penalties Than Opponent       | 14-5-1 |
| Same Amount Of Penalties            | 5-0-1  |
| In One-Goal Games                   | 8-4-0  |
| In Two-Goal Games                   | 6-1-0  |
| In Three-Goal or More Games         | 15-3-0 |
| In Overtime Games                   | 2-0-4  |
| Scoring 4 or More Goals             | 24-1-2 |
| Scoring 3 or Fewer Goals            | 5-7-2  |
| Scoring 3 or More Goals             | 25-4-3 |
| Scoring 2 or Fewer Goals            | 3-4-1  |
| Allowing 4 or More Goals            | 3-6-2  |
| Allowing 3 or Fewer Goals           | 26-2-2 |
| Scoring First Goal Of Game          | 16-1-1 |
| Opponents Score First               | 13-7-3 |
| Leading After One Period            | 15-1-2 |
| Trailing After One Period           | 7-4-1  |
| Tied After One Period               | 7-3-1  |
| Scoring First Goal Of Second Period | 19-1-1 |
| Leading After Two Periods           | 20-2-1 |
| Trailing After Two Periods          | 5-6-2  |
| Tied After Two Periods              | 4-0-1  |
| Scoring First Goal Of Third Period  | 23-1-3 |
| Having 10-19 Shots On Goal          | 0-0-0  |
| Having 20-29 Shots On Goal          | 5-0-2  |
| Having 30-39 Shots On Goal          | 12-4-1 |
| Having 40 or More Shots On Goal     | 12-4-1 |
| Allowing 10-19 Shots On Goal        | 2-0-0  |
| Allowing 20-29 Shots On Goal        | 18-5-2 |
| Allowing 30-39 Shots On Goal        | 9-3-1  |
| Allowing 40 or More Shots On Goal   | 0-0-1  |
| Outshooting Opponent                | 22-7-2 |
| Opponent Outshoots Minnesota        | 7-1-1  |
| Shots Are Even                      | 0-0-1  |
| October                             | 5-0-0  |
| November                            | 6-1-2  |
| December                            | 3-1-1  |
| January                             | 4-3-1  |
| February                            | 6-2-0  |
| March                               | 5-1-0  |
| Tuesdays                            | 0-0-0  |
| Fridays                             | 14-5-1 |
| Saturdays                           | 14-3-2 |
| Sundays                             | 1-0-1  |
| Series Record                       | 7-0-9  |
| Games Following A Win               | 19-7-3 |
| Games Following A Loss              | 6-0-1  |
| Games Following A Tie               | 3-1-0  |

## News & Notes

**Minnesota Takes Second Place at Final Five:** Minnesota finished second at this past weekend's Dodge WCHA Final Five in St. Paul, Minn. The Golden Gophers opened the tournament with a convincing 4-1 win over St. Cloud State. Hobey hopeful Jordan Leopold got Minnesota on the board with his goal less than a minute into the game. The following night, Denver defeated Minnesota 5-2 for the playoff championship. The Pioneers jumped out to a 2-0 lead, but the Golden Gophers were only able to pull to within a goal on two occasions.

**Golden Gophers Remain Steady in Weekly Rankings:** Minnesota maintained its number three ranking in the latest *USA Today*/American Hockey Magazine rankings.

New Hampshire remained at number one with all 19 first-place tallies. Denver is at No. 2 after defeating Colorado College and Minnesota in the Final Five. Boston University and Maine round out the top five. St. Cloud State fell to the eighth spot after dropping a pair of contests last weekend.

**Minnesota Advances to the NCAA Tournament:** Minnesota will make its 26th appearance in the NCAA Tournament this weekend. The Golden Gophers have won three NCAA titles (1974-76-79) and have advanced to the Frozen Four 16 times. The last team to make it to the Frozen Four was the 1994-95 squad. The last team to make the finals was the 1988-89 team which dropped a heart-breaking 4-3 overtime decision to Harvard. Minnesota is 39-28 all-time in the NCAA Tournament.

**At Ann Arbor:** Minnesota has never played an NCAA Tournament game at Yost Arena in Ann Arbor, Mich. The Golden Gophers are 2-0-0 at Yost in the past three years though. On Nov. 26, 1999, Minnesota defeated Michigan 6-1 in the College Hockey Showcase. Jordan Leopold and John Pohl each had two assists in the contest and Pat O'Leary collected his first career goal. Adam Hauser stopped 36 of 37 shots. This past November, Minnesota defeated the Wolverines 5-2 behind a hat trick from junior Jeff Taffe.

**Securing the Bye:** For the third time since the current tournament format was put in place in 1991-92, the Golden Gophers received a first-round bye. In 1991-92 in Detroit, Minnesota was defeated by Lake Superior State in the West Regional quarterfinals by a score of 8-3. Two years later, it took two overtimes, but Minnesota advanced to the Frozen Four with a 2-1 win over UMass-Lowell. The Golden Gophers would lose in the semifinals to Boston U.

**Last Year in the NCAA Tournament:** Minnesota made its first appearance in the NCAA Tournament since 1996-97 last season, but limped into the tournament with a 2-4 record in its last six games. Seeded fourth in the East Regional in Worcester, Mass., the Golden Gophers dropped a 5-4 decision in overtime to Maine. The Bears tied the game at four with just three seconds to play in regulation. Robert Liscak then won the game for Maine with his goal at 13:04 in overtime. John Pohl had 1-2--3 in the game and Grant Potulny added a pair of goals.

**WCHA Announces Awards:** For the first time since 1996-97 (Mike Crowley, Steve DeBus), the Golden Gophers had two players named to the WCHA First-Team. Jordan Leopold and John Pohl were both honored with first-team selections. Sophomore Paul Martin was a second-team All-WCHA defenseman and junior Jeff Taffe was a third-team honoree. The preseason WCHA Rookie of the Year, Keith Ballard, was named to the All-Rookie Team.

**Battling the Best:** Minnesota has a 7-5-2 record against teams currently ranked in the top-10 of the *USA Today* poll (Denver, St. Cloud State, Colorado College, Michigan, Michigan State). Three of the five losses were by one goal. Adam Hauser has a 6-4-2 mark in those contests with a 2.64 goals-against-average and .908 saves percentage.

**Leo Breaks Single-Season Mark:** A day after becoming a two-time Hobey Baker Award finalist, All-American Jordan Leopold broke the school's single-season school record for goals by a defenseman with his 20th of the year. Leopold scored less than a minute into the semifinal game with St. Cloud State. It was also the 45th of his career, which ranks

fifth in WCHA history.

Against St. Cloud State two weeks ago, he clinched the scoring title for WCHA defensemen for the second consecutive year with 14-19--33, nine more than his closest competitor. Leopold has three game-winning goals on the season with two of those coming in one-goal games. He also has two game-tying goals.

Leopold is Minnesota's all-time leader for goals by a defenseman and with 142 points and 97 assists, he ranks third and fifth all-time in school history, respectively.

While he's the best offensive defenseman in the league, Leopold is a two-time WCHA Defensive Player of the Year and has a stellar +30 rating this season. He became only the second player in league history to win the award multiple times. Colorado College's Eric Rud, who was also coached by Don Lucia, won it in consecutive years (1995-97).

**More on Leo:** Arguably the top defenseman in the nation, Jordan Leopold surprised many by returning for his senior season. After a dominating junior campaign, Leopold has established himself as a prime candidate for the Hobey Baker Award. He is one of only two returning Hobey Baker Award finalists from a year ago. After leading the nation in defenseman scoring, Leopold was a first-team All-American and Minnesota's first WCHA Defensive Player of the Year. Of the four first-team All-Americans on defense from last season, Leopold is the lone returnee.


**Hobey Showdown:** Regarded as favorites for the Hobey Baker Award, Jordan Leopold and SCSU's Mark Hartigan faced off for the fifth time this season. In those contests, Leopold had 3-3--6, while Hartigan accounted for 2-2--4. The Golden Gophers, led by Leopold, held Hartigan scoreless in four of the five contests, as Minnesota won the season series 3-1-1.

**Pohl Bounces Back:** Senior John Pohl didn't miss a beat on Friday, a day after learning he wasn't a Hobey Baker Award finalist. The nation's third-leading scorer had two assists on Friday night in the 4-1 win vs. St. Cloud State. His 48 assists lead the nation and are five more than his closest competitor.

Friday's effort was his 25th multi-point game of the season (All-American Brian Bonin had 22 multi-point games during his Hobey Baker Award-winning season in 1995-96). During Minnesota's current 11-2-0 run, he has 11-16--27.

Pohl's 48 assists are the most by a Golden Gophers since Larry Olimb had 56 in 1991-92. In the WCHA, he finished second in the scoring race, but led the league in assists (29) and power-play points (9-13--22). He was fourth in goals (17) and fifth in shorthanded points (2-1--3).

Pohl needs just six more points to reach 200 for his career. He ranks ninth in school history in scoring with 194 points and sixth with 125 assists.



*Jordan Leopold is a two-time Hobey Baker Award finalist, WCHA Defensive Player of the Year and first-team All-WCHA selection.*

## Minnesota and the NCAA

### Points

|                        |    |
|------------------------|----|
| 1. Mark Hartigan, SCSU | 75 |
| 3. JOHN POHL           | 73 |
| 5. JEFF TAFFE          | 55 |

### Goals

|                        |    |
|------------------------|----|
| 1. Mark Hartigan, SCSU | 37 |
| 2. JEFF TAFFE          | 32 |
| 8. JOHN POHL           | 25 |

### Assists

|              |    |
|--------------|----|
| 1. JOHN POHL | 48 |
|--------------|----|

### Game-Winning Goals

|                         |    |
|-------------------------|----|
| 1. Colin Hemingway, UNH | 10 |
| 3t. JEFF TAFFE          | 6  |

### Power-Play Goals

|               |    |
|---------------|----|
| 1. JEFF TAFFE | 14 |
| JOHN POHL     | 14 |

### Points (Defensemen)

|                         |    |
|-------------------------|----|
| 1. JORDAN LEOPOLD       | 46 |
| Jim Fahey, Northeastern | 46 |
| 4. PAUL MARTIN          | 38 |

### Goals (Defensemen)

|                   |    |
|-------------------|----|
| 1. JORDAN LEOPOLD | 19 |
|-------------------|----|

### Assists (Defensemen)

|                         |    |
|-------------------------|----|
| 1. Peter Metcalf, Maine | 38 |
| 3. PAUL MARTIN          | 30 |

## Player Notes

### #1 ADAM HAUSER

- is 47-21-8 with a 2.59 goals-against-average and .905 save percentage in 76 career games at Mariucci Arena
- is 33-30-8 with a 3.18 goals-against-average and .898 saves percentage in 72 career games away from Mariucci Arena

### #3 JORDAN LEOPOLD

- seven of last 10 goals have come in the third period or overtime

### #5 JON WAIBEL

- both of his game-winning goals have come at North Dakota

### #9 JOHN POHL

- his five assists vs. Colgate (10/27) is a national best

### #10 PAUL MARTIN

- team is 8-0-0 when he scores a goal this season

### #11 ERIK WENDELL

- younger sister Krissy was a member of the U.S. Olympic Hockey Team
- eight goals this season is a career high

### #13 KEITH BALLARD

- only player from the WCHA on the U.S. Junior National Team

### #15 MIKE ERICKSON

- out of the lineup since breaking his foot vs. Minnesota-Duluth, Nov. 17

### #19 MATT DEMARCHI

- team is 12-0-3 over the past two seasons when he is called for three or more penalties

## The Lucia Ledger

Head Coach Don Lucia  
(Notre Dame, 1981)

- Third season at Minnesota. Has a career record of 76-40-8 (.645)
- 15th season as a head coach. Has a career record of 355-195-36 (.637)
- Minnesota had five more victories than the previous season in Lucia's first year in 1999-2000
- Golden Gophers improved by seven victories in the win column in Lucia's second year
- 1994 National Coach of the Year
- Two-time WCHA Coach of the Year
- Led Colorado College to three consecutive WCHA titles.
- has coached 10 All-Americans, including Golden Gopher defenseman Jordan Leopold
- has coached 35 All-WCHA teams members
- recruited the nation's most productive freshman class a year ago
- has led his teams to the NCAA Tournament in six of the last seven seasons
- led Colorado College to a national runner-up finish in 1994-95
- winningest coach in Colorado College history

## The Friendly Confines

Mariucci Arena  
Opened in October, 1993

- The Golden Gophers were 18-4-1 (.804) at Mariucci Arena last season.
- Minnesota is 119-46-13 (.705) all-time at Mariucci Arena.
- The 1995-96 squad went 19-2-0 (.905) at home.
- Seating capacity has increased twice since the opening of Mariucci. Capacity increased from 9,305 to 9,700 in 1996-97. It was increased to 10,000 for this season.
- 18 luxury suites were built in the offseason.
- The largest crowd at Mariucci Arena was 10,248 on March 2, 2002 vs. St. Cloud State
- The largest attendance in a single series was 20,440 vs. Colorado College, Feb. 15-16, 2002.
- The first official game in the new Mariucci Arena was on Oct. 30, 1993. Minnesota and St. Cloud State tied 4-4.
- The longest winning streak in the new Mariucci Arena is 10 games, Nov. 12, 1995 to Feb. 9, 1996 and March 9, 2001 to November 30, 2001.
- Minnesota's longest home losing streak is just four games, Nov. 1-Dec. 19, 1997

*All-American Jordan Leopold needs one goal to break the single-season school record of goals by a defenseman. He is tied with Randy Skarda with 19. Skarda set the record in 1987-88. Leopold is Minnesota's all-time leading defenseman goal scorer with 44.*

**Terrific Trio:** One of the top trios in the country, Minnesota's trifecta has carried the Golden Gophers down the stretch. John Pohl, Jordan Leopold and Jeff Taffe had 2-3--5 in the 4-1 win vs. St. Cloud State on Friday night. The next night vs. Denver, the trio was held scoreless in the same game for only the second time this season. Ironically, the Pioneers were also the opponent the last time that happened. On Jan. 25, Denver prevailed 3-1 at Mariucci Arena.

**Putting Up the Numbers:** With Paul Martin just two points away from the 40-point club, the Golden Gophers would have five skaters with 40 points or more for the first time since 1990-91. Troy Riddle passed the 40-point mark with 2-2--4 last weekend in the Final Five.

John Pohl and Jeff Taffe's combined 57 goals are the most by a Minnesota tandem since Ken Gernander (32) and Peter Hankinson (25) combined for 57 in 1989-90. With one more between them, they would have the most by a tandem since Corey Millen and Steve MacSwain combined for 67 in 1986-87.

**Solving the Riddle:** Sophomore Troy Riddle has increased his offensive output in the Minnesota's 11 games. During that span in which Minnesota has gone 9-2-0, he has 5-13-18, including four games with three or more points. In the team's first 30 games, he only had one game with three or more points (1-2--3 vs. Bemidji State, Oct. 20).

**Hauser On Track:** Senior Adam Hauser won his 10th straight decision on Friday night vs. St. Cloud State, before picking up the loss the next night vs. Denver. Since Feb. 1, Hauser is 10-1-0 with a 2.26 gaa and .918 saves percentage. With 80 career wins, Hauser and the Golden Gophers will have to reach the NCAA Championship game for him to match Denver's Ron Grahame's WCHA record 82 career wins.

Hauser is the WCHA's all-time leader in games played and minutes played and is Minnesota's all-time leader in games played, minutes played, wins, saves and shutouts.

If the season ended today, Hauser would own the third lowest goals-against-average (2.43) for a single-season in school history. His .911 saves percentage would rank fifth all-time.

His 20-6-4 record (.733) is the best in terms of winning percentage by a U of M goaltender since Jeff Moen was 12-3-2 (.800) in 1995-96.

**Hauser in the NCAA Tournament:** Adam Hauser, as well as the rest of the Golden Gophers, will only be making his second appearance in the NCAA Tournament. Last year vs. Maine, he stopped 34 of 39 shots in a 5-4 overtime loss. He stopped eight of nine shots in overtime.

**Well-Rested:** A stated goal prior to the season was to cut Adam Hauser's minutes to keep him fresh for the postseason push. With freshmen Justin Johnson and Travis Weber logging minutes during the season, Hauser's minutes and games played have dropped from his previous three seasons. The following is a breakdown (previous totals include postseason numbers):

2001-02: 32 GP, 1805 MP, 20-6-4 (.733)  
2000-01: 40 GP, 2365 MP, 26-12-2 (.675)  
1999-00: 36 GP, 2114 MP, 20-14-2 (.583)  
1998-99: 40 GP, 2350 MP, 14-18-8 (.450)

**So Much For That Stat:** Entering last weekend's action, Minnesota was 6-0-1 when Adam Hauser was called for a penalty during the last three years. On Saturday night in a 5-2 loss vs. Denver, Hauser was called for a pair of third-period penalties.

**The Take on Taffe:** While often overshadowed by the numbers put up by John Pohl and Jordan Leopold, junior Jeff Taffe has established himself as one of the premier players in the nation.

Taffe, a third-team All-WCHA honoree, ranks second in the nation with 32 goals and fifth in total scoring with 55 points. His 32 goals on the season are the most by a Golden Gopher since Brian Bonin had 34 in 1995-96. Taffe has eight career multi-goal games in his career with seven of those coming this season. He also leads the nation (with teammate John Pohl) with 14 power-play goals, a total that ranks sixth in school history. Taffe is third in the country with six game-winning goals.

Taffe had 20 points as a freshman, 35 as a sophomore and now 55 as a junior.

**The Head Coach:** Golden Gopher Head Coach Don Lucia has a career coaching record of 355-195-36 (.637) in 14 seasons behind the bench. He owns a 76-40-8 mark (.645) with the Golden Gophers. In his third season with Minnesota, his teams have increased their win total in each of the past two campaigns. His teams have won 20 or more games in each of the past 10 seasons and have had just one sub-par .500 season in the past 14 years. He has guided his teams to the NCAA Tournament in seven of the past eight campaigns.

With 29 wins on the year, Lucia joins Herb Brooks as the only coaches in Golden Gopher history to lead his team to more wins in each of their first three seasons. Two years ago, Minnesota had 20 wins and last year, the Golden Gophers finished 27-13-2.

**Don't Leave Early:** Minnesota is an impressive 5-6-2 when trailing after two periods. From 1997-2001, the Golden Gophers were 1-52-5. Minnesota has rallied from a two-goal deficit to win a total of four times.

In seven games this season alone, Minnesota or its opponent rallied for a win from a third-period deficit. Minnesota led 4-3 entering the third period against Colorado College on Feb. 15, but the Tigers rallied for a 6-5 win. North Dakota owns the other comeback, rallying from a 2-0 deficit on Jan. 5 for a 4-3 win.

Minnesota has scored first in only 18 games this season, as opposed to 27 times last year. This season, the Golden Gophers are 16-1-1 when they score first. The only loss came against North Dakota on Jan. 5 (4-3).

**The Magic Number:** Minnesota is 20-0-1 when its goaltender has a saves percentage of .900 or better. When the opposing netminder has a saves percentage of .900 or better, the Golden Gophers are 6-7-1.

**Bouncing Back:** Minnesota has yet to lose two games in a row this season. The Golden Gophers have not lost two games in a row at

Mariucci Arena since Nov. 24-25, 2000 in the College Hockey Showcase. Minnesota has not been swept at home in WCHA play since Feb. 25-26, 2000 against Wisconsin.

This is the latest a Golden Gopher team has gone without consecutive losses since the 1984-85 squad finished the year without experiencing two losses in a row.

Minnesota and New Hampshire are the only two teams in the nation not to suffer consecutive losses.

**Keeping It Consistent:** The last time Minnesota did not get swept by an opponent during an entire season was in 1988-89. With a 5-1-0 record this March, the Golden Gophers will not experience a losing month this entire year. The last time that occurred was in 1990-91.

Minnesota will finish this March with a winning record, the first time since 1997-98 when the team went 3-2-0. Last season, the Golden Gophers were 2-5-0 in March, including a three-game losing streak to end the season.

**The Protege':** Sophomore Paul Martin is experiencing a start to his collegiate career eerily similar to All-American Jordan Leopold. Just like Leopold, Martin was named to the WCHA All-Rookie Team last season and this year, was named to the All-WCHA Second Team.

The Elk River, Minn., native is third in the nation in assists by a defenseman with 30 and fourth in scoring. With 8-30--38 this year, he is already 17 points ahead of his scoring pace a year ago.

While Leopold is making his mark in the Minnesota record book, Martin has 11-47--58 through the first two years of his career, as compared to 13-34--47 for Leopold through his sophomore campaign. Even more impressive is the fact that Martin had just 0-1--1 in the first 15 games of his career.

**Super Sophs:** The nation's most productive freshman class a year ago, this year's sophomores have been even more dominating this season. A year ago, the group of six had 50-64--114 after 41 games. This year, the sophomores have accounted for 53-112--165.

An interesting race is developing for the career scoring lead among the second-year players. Currently, Troy Riddle leads the way at 32-41--73. He is followed by Grant Potulny (33-30--63), Paul Martin (11-47--58) and Matt Koalska (19-37--56).

**On the Defensive:** While Jordan Leopold receives the majority of the attention among Golden Gopher blueliners, Minnesota can boast one of the top defensive units in the nation. Playing alongside Leopold, Matt DeMarchi, a second-round NHL Draft pick, is one of the most physical players in the WCHA. Sophomore Paul Martin was named to the All-WCHA Second Team. The trio is joined by WCHA All-Rookie selection Keith Ballard.

**Turning It Around:** Entering the New Year, Minnesota treaded water in its first nine games with a 4-4-1 record, but since a 5-2 loss on Feb. 1 at UMD, the Golden Gophers have won 11 of their past 13. Minnesota is averaging 4.5 goals in the past 13 games, as opposed to 3.4 in the previous nine.

**Non-Conference Wrap:** Minnesota wrapped up one of its most successful non-conference schedules at the Mariucci Classic on Dec. 28-29. The Golden Gophers were 8-0-1 in non-league contests. Minnesota averaged 6.2 goals per game with its power-play clicking at 42.6 percent (20-47). The Golden Gophers allowed just 1.9 goals per game.

In WCHA play, Minnesota is averaging 4.0 goals per contest and allowing 3.0. The Golden Gopher power-play is at 25.2 percent (36-143).



**Packed House:** Minnesota has played in front of crowd of 10,000 or more in 22 of its 41 games, 15 of which have been at Mariucci Arena.

**Senior Salute:** Six seniors (Nick Angell, Adam Hauser, Jordan Leopold, Pat O'Leary, John Pohl, Erik Wendell) are making their final postseason push for the Golden Gophers. The group will have the distinction of being only the third class in school history to improve its winning percentage every year of their careers. From 1929-33 and 1971-75, the Golden Gophers improved their winning percentage each year.

The following is a breakdown of the seniors' record:

|            |                 |
|------------|-----------------|
| 1998-99:   | 15-19-9 (.453)  |
| 1999-2000: | 20-19-2 (.512)  |
| 2000-01:   | 27-13-2 (.667)  |
| 2001-02:   | 29-8-4 (.756)   |
| Total:     | 91-59-17 (.596) |

**Home Cookin':** Minnesota closed out another dominating season at Mariucci Arena with a seven-game win streak. That is the second-longest WCHA home winning streak in school history. The Golden Gophers finished the year with an 18-4-0 record at home, the best mark since the team went 19-2-0 in 1995-96. In the last two seasons, Minnesota has gone 36-8-1 (.811) at Mariucci Arena.

**Power-Packed:** In his third season, Don Lucia has revamped Minnesota's power-play unit. The year prior to his arrival in 1998-99, the team's power-play percentage stood at 19.5 percent. In Lucia's first year, the percentage was 26.8, followed by 24.3 last season and 27.3 this year. Last year, Grant Potulny led the nation in power-play goals with 16, followed by teammate John Pohl with 13. This year, Minnesota again boasts the top two power-play goal scorers in the country. Pohl and Jeff Taffe each have 14.


In the 4-4 tie at Michigan State earlier this season, special teams played a big part in the stalemate. The Golden Gophers were 2-of-6 on the power-play, while the Spartans converted on 3-of-8 opportunities.

**Winning Ways:** Minnesota's 29-8-4 mark (.756) is the best in terms of winning percentage following the first round of the WCHA Final Four/Five since 1991-92 when that squad entered the WCHA Final Four with a 32-9-0 record (.780).

**Road Warriors:** Minnesota has a 7-2-1 record in its last eight games away from Mariucci Arena, including a four-game road win streak which was snapped last Saturday. That was the third-longest road winning streak in school history (overall). This year, the Golden Gophers are 11-4-4 on the road. That is the best regular-season road record since the 1991-92 team went 15-5-0.

**Pushing 30:** Minnesota needs just one more win to reach the 30-win total. The last team to win 30 in one season was the 1995-96 squad which went 30-10-2 and won the WCHA Final Five at the Bradley Center in Milwaukee, Wis.

**Going Out With a Bang:** The Golden Gophers have six seniors in the lineup that have played a combined 788 games in their careers. While Adam Hauser is having the best season of his career, four other seniors are also have career years. Defenseman Nick Angell has a career high in points with 11, while fellow blueliner Jordan Leopold broke the school record for goals by a defenseman with 20. John Pohl and Erik Wendell both set new career-bests in goals, assists and points.



Junior Jeff Taffe, who ranks second in the nation with 31 goals, had the hat trick in his last trip to Yost Arena on Nov. 23.

## Minnesota and the WCHA

|                        |    |
|------------------------|----|
| <b>Points (WCHA)</b>   |    |
| 1. Mark Hartigan, SCSU | 49 |
| 2. JOHN POHL           | 46 |
| 6t. JORDAN LEOPOLD     | 33 |

|                        |    |
|------------------------|----|
| <b>Goals (WCHA)</b>    |    |
| 1. Mark Hartigan, SCSU | 24 |
| 4. JEFF TAFFE          | 17 |
| 4. JOHN POHL           | 17 |

|                       |    |
|-----------------------|----|
| <b>Assists (WCHA)</b> |    |
| 1. JOHN POHL          | 29 |

|                                 |    |
|---------------------------------|----|
| <b>Power-Play Points (WCHA)</b> |    |
| 1. JOHN POHL                    | 22 |
| 4. JEFF TAFFE                   | 18 |
| 5t. JORDAN LEOPOLD              | 17 |

|                                  |    |
|----------------------------------|----|
| <b>Defenseman Scoring (WCHA)</b> |    |
| 1. JORDAN LEOPOLD                | 33 |
| 4t. PAUL MARTIN                  | 22 |

|                         |    |
|-------------------------|----|
| <b>Points (Overall)</b> |    |
| 1. Mark Hartigan, SCSU  | 75 |
| 2. JOHN POHL            | 71 |
| 3. JEFF TAFFE           | 54 |

|                        |    |
|------------------------|----|
| <b>Goals (Overall)</b> |    |
| 1. Mark Hartigan, SCSU | 37 |
| 2. JEFF TAFFE          | 31 |
| 3. JOHN POHL           | 25 |

|                          |    |
|--------------------------|----|
| <b>Assists (Overall)</b> |    |
| 1. JOHN POHL             | 46 |

|                                    |    |
|------------------------------------|----|
| <b>Power-Play Points (Overall)</b> |    |
| 1. JOHN POHL                       | 36 |
| 3. JEFF TAFFE                      | 29 |

|                                   |    |
|-----------------------------------|----|
| <b>Power-Play Goals (Overall)</b> |    |
| 1. JOHN POHL                      | 14 |
| 1. JEFF TAFFE                     | 14 |

|                                     |    |
|-------------------------------------|----|
| <b>Defenseman Scoring (Overall)</b> |    |
| 1. JORDAN LEOPOLD                   | 44 |
| 2. PAUL MARTIN                      | 38 |

# Minnesota in the NCAA Tournament

## 1953 - Second Place

*Semifinals* - Minnesota 3, RPI 2  
*Finals* - Michigan 7, Minnesota 3

## 1954 - Second Place

*Semifinals* - Minnesota 14, B.C. 1  
*Finals* - RPI 5, Minnesota 4 (ot)

## 1961 - Third Place

*Semifinals* - Denver 6, Minnesota 1  
*Third-Place* - Minnesota 4, RPI 3

## 1971 - Second Place

*Semifinals* - Minnesota 6, Harvard 5  
*Finals* - Boston U. 4, Minnesota 2

## 1974 - First Place

*Semifinals* - Minnesota 6, Boston U. 4  
*Finals* - Minnesota 4, Mich. Tech 2

## 1975 - Second Place

*Semifinals* - Minnesota 6, Harvard 4  
*Finals* - Mich. Tech 6, Minnesota 1

## 1976 - First Place

*Semifinals* - Minnesota 4, Boston U. 2  
*Finals* - Minnesota 6, Mich. Tech 3

## 1979 - First Place

*Semifinals* - Minnesota 4, New Hampshire 3  
*Finals* - Minnesota 4, North Dakota 3

## 1981 - Second Place

*First Round* - Minnesota 9, Colgate 4;  
Minnesota 5, Colgate 4  
*Semifinals* - Minnesota 7, Mich. Tech 2  
*Finals* - Wisconsin 6, Minnesota 3

## 1983 - Fourth Place

*First Round* - Minnesota 9, New Hampshire 6;  
Minnesota 7, New Hampshire 2  
*Semifinals* - Harvard 5, Minnesota 3  
*Third-Place* - Providence 4, Minnesota 3

## 1985

*First Round* - Minnesota 7, B.C. 5; B.C. 4, Minnesota 1 (B.C. wins total goals)

## 1986 - Third Place

*First Round* - Minnesota 6, Boston U. 5; Minnesota 5, Boston U. 3,  
*Semifinals* - Michigan State 6, Minnesota 4  
*Third-Place* - Minnesota 6, Denver 4

## 1987 - Third Place

*First Round* - Minnesota 4, B.C. 1; B.C. 3, Minnesota 2 (MN wins total goals)  
*Semifinals* - Michigan State 5, Minnesota 3  
*Third-Place* - Minnesota 6, Harvard 3

## 1988 - Fourth Place

*First Round* - Minnesota 4, Mich. State 2; Minnesota 4, Mich. State 3  
*Semifinals* - St. Lawrence 3, Minnesota 2  
*Third-Place* - Maine 5, Minnesota 2

## 1989 - Second Place

*First Round* - Minnesota 4, Wisconsin 2; Minnesota 4, Wisconsin 2  
*Semifinals* - Minnesota 7, Maine 4  
*Finals* - Harvard 4, Minnesota 3 (ot)

## 1990

*First Round* - Minnesota 6, Clarkson 1;  
Minnesota 5, Clarkson 1  
*Quarterfinals* - B.C. 4, Minnesota 2;  
Minnesota 2, B.C. 1; B.C. 6, Minnesota 1

## 1991

*First Round* - Providence 4, Minnesota 3; Minnesota 8, Providence 4; Minnesota 8, Providence 3  
*Quarterfinals* - Maine 4, Minnesota 0; Maine 5, Minnesota 3

## 1992

*West Regional* - Lake Superior State 8, Minnesota 3

## 1993

*East Regional* - Minnesota 2, Clarkson 1; Maine 6, Minnesota 2

## 1994 - Third Place

*West Regional* - Minnesota 2, UMass-Lowell 1 (2 ot)  
*Semifinals* - Boston U. 4, Minnesota 1

## 1995 - Third Place

*West Regional* - Minnesota 3, RPI 0; Minnesota 5, Colorado College 2  
*Semifinals* - Boston U. 7, Minnesota 3

## 1996

*West Regional* - Minnesota 3, Providence 1; Michigan 4, Minnesota 3

## 1997

*West Regional* - Minnesota 6, Michigan State 3; Michigan 7, Minnesota 4

## 2001

*East Regional* - Maine 5, Minnesota 4 (ot)

### NCAA Record vs. Opponents

| Team              | Series | Last Meeting      |
|-------------------|--------|-------------------|
| Boston U.         | 4-3    | 3/30/95, L 3-7    |
| Boston College    | 4-4    | 3/22/86, L 1-6    |
| Bowling Green     | 1-0    | 3/18/79, W 6-3    |
| Clarkson          | 3-0    | 3/26/93, W 2-1    |
| Colgate           | 2-0    | 3/21/81, W 5-4    |
| Colorado College  | 1-0    | 3/25/95, W 5-2    |
| Denver            | 1-1    | 3/28/86, W 6-4    |
| Harvard           | 3-2    | 4/1/89, L 3-4 ot  |
| Lake Superior St. | 0-1    | 3/29/92, L 3-8    |
| Maine             | 1-5    | 3/23/01, L 4-5 ot |
| Michigan          | 0-3    | 3/23/97, L 4-7    |
| Michigan State    | 3-2    | 3/22/97, W 6-3    |
| Michigan Tech     | 3-1    | 3/26/81, W 7-2    |
| New Hampshire     | 3-0    | 3/19/83, W 7-2    |
| North Dakota      | 1-0    | 3/23/79, W 4-3    |
| No. Michigan      | 0-1    | 3/22/80, L 3-4    |
| Providence        | 3-2    | 3/23/96, W 5-1    |
| RPI               | 3-1    | 3/24/95, W 3-0    |
| St. Lawrence      | 0-1    | 4/1/88, L 2-3     |
| Wisconsin         | 2-1    | 3/10/82, L 2-6    |
| UMass-Lowell      | 1-0    | 3/27/94, W 2-1 ot |

## Minnesota in the NCAA Tournament

25 APPEARANCES - 1953-54-61-71-74-75-76-79-80-81-83-85-86-87-88-89-90-91-92-93-94-95-96-97-2001  
(OVERALL RECORD OF 39-28, .582)

16 FINAL FOUR APPEARANCES  
(15-15, .500)

THREE NCAA CHAMPIONSHIPS -  
1974-76-79

SIX RUNNER-UP FINISHES -  
1953-54-71-75-81-89

FIVE THIRD-PLACE FINISHES -  
1961-86-87-94-95

TWO FOURTH-PLACE FINISHES -  
1983-88

## Minnesota All-Time vs. 2002 NCAA Field

| TEAM              | MN RECORD         |
|-------------------|-------------------|
| Boston University | 10-11-0           |
| Colorado College  | 142-73-6          |
| Cornell           | 1-0-0             |
| Denver            | 82-54-9           |
| Harvard           | 19-6-0            |
| Maine             | 11-8-0            |
| Michigan          | 115-109-16        |
| Michigan State    | 97-41-7           |
| New Hampshire     | 10-1-0            |
| Quinnipiac        | 1-0-0             |
| St. Cloud State   | 30-17-7           |
| <b>Total</b>      | <b>518-320-45</b> |

## Minnesota vs. the NCAA Field in 2001-02

| TEAM              | MN RECORD    |
|-------------------|--------------|
| Boston University | 0-0-0        |
| Colorado College  | 1-1-0        |
| Cornell           | 0-0-0        |
| Denver            | 2-3-0        |
| Harvard           | 0-0-0        |
| Maine             | 0-0-0        |
| Michigan          | 1-0-0        |
| Michigan State    | 0-0-1        |
| New Hampshire     | 0-0-0        |
| Quinnipiac        | 0-0-0        |
| St. Cloud State   | 3-1-1        |
| <b>Total</b>      | <b>7-5-2</b> |

# MINNESOTA INDIVIDUAL POSTSEASON STATISTICS

| Player           | Total Games | WCHA 1st Round<br>(G-A--Pts/Pen-Min) | WCHA Final Five<br>(G-A--Pts/Pen-Min) | NCAA Tournament<br>(G-A--Pts/Pen-Min) | Postseason Total<br>(G-A--Pts/Pen-Min) |
|------------------|-------------|--------------------------------------|---------------------------------------|---------------------------------------|--|
| John Pohl        | 19          | 3-5--8/1-2                           | 3-11--14/7-14                         | 1-2--3/1-2                            | 7-18--25/9-18                          |
| Jordan Leopold   | 19          | 1-4--5/2-4                           | 2-5--7/1-2                            | 0-2--2/0-0                            | 3-11--14/3-6                           |
| Troy Riddle      | 9           | 2-2--4/0-0                           | 3-2--5/1-2                            | 0-0--0/1-2                            | 5-4--9/2-4                             |
| Nick Anthony     | 11          | 3-5--8/2-4                           | 0-0--0/0-0                            | 0-0--0/0-0                            | 3-5--8/2-4                             |
| Jeff Taffe       | 14          | 3-2--5/2-4                           | 2-0--2/4-8                            | 0-0--0/0-0                            | 5-2--7/6-12                            |
| Dan Welch        | 9           | 1-3--4/1-2                           | 1-2--3/1-2                            | -----                                 | 2-5--7/3-6                             |
| Erik Wendell     | 17          | 2-2--4/2-4                           | 1-1--2/6-12                           | 0-0--0/0-0                            | 3-3--6/8-16                            |
| Paul Martin      | 9           | 0-5--5/0-0                           | 0-0--0/0-0                            | 0-1--1/1-2                            | 0-6--6/1-2                             |
| Matt Koalska     | 9           | 0-4--4/1-2                           | 1-1--2/1-2                            | 0-0--0/0-0                            | 1-5--6/2-4                             |
| Barry Tallackson | 4           | 1-1--2/2-4                           | 0-3--3/-----                          | -----                                 | 1-4--5/2-4                             |
| Grant Potulny    | 9           | 1-1--2/0-0                           | 0-0--0/3-6                            | 2-0--2/1-2                            | 3-1--4/4-8                             |
| Matt DeMarchi    | 13          | 1-0--1/6-12                          | 0-3--3/7-25                           | 0-0--0/2-4                            | 1-3--4/15-41                           |
| Keith Ballard    | 4           | 2-0--2/2-4                           | 1-0--1/2-4                            | -----                                 | 3-0--3/4-8                             |
| Nick Angell      | 19          | 1-0--1/2-4                           | 0-2--2/5-10                           | 0-0--0/0-0                            | 1-2--3/7-14                            |
| Pat O'Leary      | 13          | 0-1--1/1-2                           | 0-0--0/0-0                            | 0-0--0/0-0                            | 0-1--1/1-2                             |
| Jon Waibel       | 9           | 0-0--0/5-10                          | 0-0--0/0-0                            | 0-0--0/0-0                            | 0-0--0/5-10                            |
| Joey Martin      | 1           | 0-0--0/0-0                           | -----                                 | -----                                 | 0-0--0/0-0                             |
| Jake Fleming     | 4           | 0-0--0/0-0                           | 0-0--0/1-2                            | -----                                 | 0-0--0/1-2                             |
| Judd Stevens     | 4           | 0-0--0/0-0                           | -----                                 | -----                                 | 0-0--0/0-0                             |
| Adam Hauser      | 18          | 8-0-0, 1.43 GAA, .941 sv %           | 2-5-0, 4.94 GAA, .856 sv %            | 0-1-0, 4.11 GAA, .872 sv %            | 10-5-0, 2.96 GAA, .896 sv %            |

## WCHA First Round • Cumulative

| Player (gms)   | G-A--Pts                   | Pen-Min |
|----------------|----------------------------|---------|
| Anthony (4)    | 3-5--8                     | 2-4     |
| Pohl (8)       | 3-5--8                     | 1-2     |
| P. Martin (4)  | 0-5--5                     | 0-0     |
| Leopold (8)    | 1-4--5                     | 2-4     |
| Taffe (6)      | 3-2--5                     | 2-4     |
| Wendell (8)    | 2-2--4                     | 2-4     |
| Riddle (4)     | 2-2--4                     | 0-0     |
| Koalska (4)    | 0-4--4                     | 1-2     |
| Welch (4)      | 1-3--4                     | 1-2     |
| Potulny (4)    | 1-1--2                     | 0-0     |
| Ballard (2)    | 2-0--2                     | 2-4     |
| Tallackson (2) | 1-1--2                     | 2-4     |
| Angell (8)     | 1-0--1                     | 2-4     |
| DeMarchi (5)   | 1-0--1                     | 6-12    |
| O'Leary (8)    | 0-1--1                     | 1-2     |
| Waibel (4)     | 0-0--0                     | 5-10    |
| Hauser (8)     | 8-0-0, 1.42 GAA, .941 sv % |         |

## 2002 WCHA First Round

| Player (gms)   | G-A--Pts                   | Pen-Min |
|----------------|----------------------------|---------|
| Pohl (2)       | 2-2--4                     | 0-0     |
| Taffe (2)      | 2-2--4                     | 1-2     |
| Anthony (2)    | 1-2--3                     | 0-0     |
| Riddle (2)     | 1-2--3                     | 0-0     |
| Welch (2)      | 1-2--3                     | 1-2     |
| Ballard (2)    | 2-0--2                     | 2-4     |
| Leopold (2)    | 1-1--2                     | 0-0     |
| Tallackson (2) | 1-1--2                     | 2-4     |
| P. Martin (2)  | 0-1--1                     | 0-0     |
| Koalska (2)    | 0-1--1                     | 0-0     |
| Potulny (2)    | 0-1--1                     | 0-0     |
| Wendell (2)    | 0-1--1                     | 1-2     |
| DeMarchi (2)   | 0-0--0                     | 3-6     |
| Angell (2)     | 0-0--0                     | 2-4     |
| O'Leary (2)    | 0-0--0                     | 1-2     |
| Waibel (2)     | 0-0--0                     | 4-8     |
| Hauser (2)     | 2-0-0, 2.16 GAA, .911 sv % |         |

## 2001 WCHA First Round

| Player (gms)  | G-A--Pts | Pen-Min |
|---------------|----------|---------|
| Anthony (2)   | 2-3--5   | 2-4     |
| Koalska (2)   | 0-3--3   | 1-2     |
| P. Martin (2) | 0-3--3   | 0-0     |
| Potulny (2)   | 1-0--1   | 0-0     |
| Taffe (2)     | 1-0--1   | 0-0     |
| Riddle (2)    | 1-0--1   | 0-0     |
| Angell (2)    | 1-0--1   | 0-0     |
| Leopold (2)   | 0-1--1   | 2-4     |

|            |                            |     |
|------------|----------------------------|-----|
| Pohl (2)   | 0-1--1                     | 0-0 |
| Waibel (2) | 0-0--0                     | 1-2 |
| Hauser (2) | 2-0-0, 1.50 GAA, .933 sv % |     |

## 2000 WCHA First Round

| Player (gms) | G-A--Pts                   | Pen-Min |
|--------------|----------------------------|---------|
| Pohl (2)     | 0-2--2                     | 0-0     |
| Wendell (2)  | 1-0--1                     | 1-2     |
| DeMarchi (2) | 1-0--1                     | 3-6     |
| O'Leary (2)  | 0-1--1                     | 0-0     |
| Leopold (2)  | 0-1--1                     | 0-0     |
| Welch (2)    | 0-1--1                     | 0-0     |
| Taffe (2)    | 0-0--0                     | 1-2     |
| Hauser (2)   | 2-0-0, 1.89 GAA, .931 sv % |         |

## 1999 WCHA First Round

| Player (gms) | G-A--Pts                    | Pen-Min |
|--------------|-----------------------------|---------|
| Pohl (2)     | 1-0--1                      | 1-2     |
| Leopold (2)  | 0-1--1                      | 0-0     |
| Hauser (2)   | 2-0-0, 0.00 GAA, 1.000 sv % |         |

## WCHA Final Five • Cumulative

| Player (gms)   | G-A--Pts                   | Pen-Min |
|----------------|----------------------------|---------|
| Pohl (10)      | 3-11--14                   | 8-16    |
| Leopold (10)   | 2-5--7                     | 0-0     |
| Wendell (8)    | 1-1--2                     | 6-12    |
| DeMarchi (6)   | 0-3--3                     | 7-25    |
| Taffe (7)      | 2-0--2                     | 4-8     |
| Riddle (4)     | 3-2--5                     | 1-2     |
| Angell (10)    | 0-2--2                     | 3-6     |
| Koalska (4)    | 1-1--2                     | 1-2     |
| Ballard (2)    | 1-0--1                     | 2-4     |
| Tallackson (2) | 0-3--3                     | 0-0     |
| Potulny (4)    | 0-0--0                     | 3-6     |
| Fleming (2)    | 0-0--0                     | 1-2     |
| Welch (5)      | 1-2--3                     | 2-4     |
| Hauser (9)     | 2-5-0, 4.94 GAA, .856 sv % |         |

## 2002 WCHA Final Five

| Player (gms)   | G-A--Pts | Pen-Min |
|----------------|----------|---------|
| Riddle (2)     | 2-2--4   | 0-0     |
| Tallackson (2) | 0-3--3   | 0-0     |
| Pohl (2)       | 0-2--2   | 1-2     |
| Leopold (2)    | 1-1--2   | 1-2     |
| Koalska (2)    | 1-1--2   | 0-0     |
| Ballard (2)    | 1-0--1   | 2-4     |
| Fleming (2)    | 0-1--1   | 1-2     |
| Taffe (2)      | 1-0--1   | 0-0     |
| DeMarchi (2)   | 0-1--1   | 2-4     |
| Angell (2)     | 0-1--1   | 1-2     |

|             |        |     |
|-------------|--------|-----|
| Wendell (2) | 0-0--0 | 2-4 |
| Welch (2)   | 0-0--0 | 1-2 |
| Potulny (2) | 0-0--0 | 3-6 |

## 2001 WCHA Final Five

| Player (gms) | G-A--Pts                   | Pen-Min |
|--------------|----------------------------|---------|
| Pohl (2)     | 1-2--3                     | 3-6     |
| Leopold (2)  | 0-3--3                     | 0-0     |
| Riddle (2)   | 1-0--1                     | 1-2     |
| Angell (2)   | 0-0--0                     | 1-2     |
| Wendell (2)  | 0-0--0                     | 1-2     |
| DeMarchi (2) | 0-0--0                     | 4-19    |
| Taffe (2)    | 0-0--0                     | 4-8     |
| Koalska (2)  | 0-0--0                     | 0-0     |
| Hauser (1)   | 0-1-0, 3.00 GAA, .857 sv % |         |

## 2000 WCHA Final Five

| Player (gms) | G-A--Pts                   | Pen-Min |
|--------------|----------------------------|---------|
| Pohl (3)     | 1-6--7                     | 3-6     |
| Leopold (3)  | 2-1--3                     | 0-0     |
| Welch (3)    | 1-2--3                     | 0-0     |
| DeMarchi (2) | 0-2--2                     | 1-2     |
| Taffe (3)    | 1-0--1                     | 0-0     |
| Angell (3)   | 0-0--0                     | 3-6     |
| Hauser (3)   | 1-2-0, 5.45 GAA, .857 sv % |         |

## 1999 WCHA Final Five

| Player (gms) | G-A--Pts                   | Pen-Min |
|--------------|----------------------------|---------|
| Pohl (3)     | 1-1--2                     | 3-6     |
| Wendell (3)  | 1-1--2                     | 3-6     |
| Angell (3)   | 0-1--1                     | 0-0     |
| Leopold (3)  | 0-1--1                     | 0-0     |
| Hauser (3)   | 1-2-0, 5.40 GAA, .856 sv % |         |

## NCAA Tournament • Cumulative

| Player (gms)  | G-A--Pts                   | Pen-Min |
|---------------|----------------------------|---------|
| Pohl (1)      | 1-2--3                     | 1-2     |
| Potulny (1)   | 2-0--2                     | 1-2     |
| Leopold (1)   | 0-2--2                     | 0-0     |
| P. Martin (1) | 0-1--1                     | 1-2     |
| DeMarchi (1)  | 0-0--0                     | 2-4     |
| Riddle (1)    | 0-0--0                     | 1-2     |
| Angell (1)    | 0-0--0                     | 0-0     |
| Anthony (1)   | 0-0--0                     | 0-0     |
| Koalska (1)   | 0-0--0                     | 0-0     |
| O'Leary (1)   | 0-0--0                     | 0-0     |
| Taffe (1)     | 0-0--0                     | 0-0     |
| Waibel (1)    | 0-0--0                     | 0-0     |
| Wendell (1)   | 0-0--0                     | 0-0     |
| Hauser (1)    | 0-1-0, 4.11 GAA, .872 sv % |         |

## THE LAST TIME IT HAPPENED

### Minnesota Swept A Road Series:

February 8-9, 2002 at North Dakota (6-4, 4-3)

### Minnesota Was Swept In A Road Series:

December 1-2, 2000 at Denver (4-0, 4-1)

### Minnesota Swept A Home Series:

March 8-9, 2002 vs. North Dakota (7-2, 4-3 ot)

### Minnesota Was Swept In A Home Series:

February 25-26, 2000 vs. Wisconsin (4-2, 5-4)

### Minnesota Shut Out An Opponent:

October 27, 2001 vs. Colgate  
(Justin Johnson, 9-0)

### An Opponent Shut Out Minnesota:

March 16, 2001 vs. St. Cloud State (Scott Meyer, 3-0)

### Minnesota Player Scored A Hat Trick:

November 23, 2001 at Michigan  
(Jeff Taffe, 5-2 Minnesota win)

### Minnesota Player Scored A Pure Hat Trick:

February 26, 1999 at Minnesota-Duluth  
(Wyatt Smith, 4-1 Minnesota win)

### An Opponent Scored A Hat Trick:

March 2, 2001 vs. St. Cloud State  
(Jon Cullen, three goals, 6-1, Minnesota loss)

### Minnesota Player Scored Four Goals In A Game:

February 27, 1999 at Minnesota-Duluth  
(Reggie Berg, 10-7 Minnesota win)

### Minnesota Won When Trailing After Two Periods:

February 8, 2002 at North Dakota  
(4-3/trailing 3-1 heading into third period)

### Minnesota Had 50 or More Shots On Goal In A Game:

March 9, 2002 vs. North Dakota  
(52 shots, 4-3 Minnesota win)

### Opponent Had 50 or More Shots On Goal In A Game:

January 31, 1997 at North Dakota  
(51 shots, 6-4 Minnesota loss)

### Minnesota Player Scored A Shorthanded Goal:

February 22, 2002 vs. Wisconsin  
(Jeff Taffe, second period, 6-3 win)

### Minnesota Won In Overtime:

March 9, 2002 vs. North Dakota (4-3)

### Minnesota Lost In Overtime:

March 23, 2001 vs. Maine (5-4)

### Minnesota Tied In Overtime:

December 1, 2001 at St. Cloud State (2-2)

### Minnesota Scored 10 Goals Or More In A Game:

December 9, 2000 vs. Quinnipiac  
(11-2 Minnesota win)

### Opponent Scored 10 Goals Or More In A Game:

January 30, 1993 at Michigan Tech  
(10-2 Minnesota loss)

## Career Game Highs

### #1 Adam Hauser

Goals Allowed: 0 (8 times, last 10/26/01 vs. Colgate)  
Saves: 45 (12/1/01 at SCSU)  
Saves %: 1.000 (8 times, last 10/26/01 vs. Colgate)

### #3 Jordan Leopold

Goals: 2 (6 times, last 1/6/02 vs. UND)  
Assists: 3 (5 times, last 3/17/01 vs. CC)  
Points: 4 (2 times, 1/20/01 at Wis.)

### #5 Jon Waibel

Goals: 1 (6 times, last 2/9/02 at UND)  
Assists: 1 (9 times, last 12/8/01 at DU)  
Points: 2 (11/17/01 vs. UMD)

### #6 Judd Stevens

Goals: 1 (12/29/01 vs. Prov.)  
Assists: 2 (2 times, last 10/27/01 vs. Colgate)  
Points: 2 (3 times, last 12/29/01 vs. Prov.)

### #9 John Pohl

Goals: 3 (1/15/00 vs. Denver)  
Assists: 5 (10/27/01 vs. Colgate)  
Points: 5 (10/27/01 vs. Colgate)

### #10 Paul Martin

Goals: 1 (11 times, last 3/2/02 vs. SCSU)  
Assists: 3 (2 times, last 1/12/02 at UW)  
Points: 3 (2 times, last 1/12/02 at UW)

### #11 Erik Wendell

Goals: 2 (2/2/01 vs. MTU)  
Assists: 2 (10/5/01 at UND)  
Points: 2 (6 times, last 11/17/01 vs. UMD)

### #13 Keith Ballard

Goals: 2 (1/26/02 vs. Denver)  
Assists: 2 (2 times, last 11/17/01 vs. UMD)  
Points: 2 (3 times, last 1/26/02 vs. Denver)

### #15 Mike Erickson

Goals: 1 (10/5/01 at UND)  
Assists: 2 (10/26/01 vs. Colgate)  
Points: 2 (10/26/01 vs. Colgate)

### #16 Nick Anthony

Goals: 2 (2 times, last 2/15/02 vs. CC)  
Assists: 2 (5 times, last 3/8/02 vs. UND)  
Points: 3 (4 times, last 3/8/02 vs. UND)

### #17 Garrett Smaagaard

Goals: 1 (1/12/02 at UW)  
Assists: 1 (2 times, last 12/29/01 vs. Prov.)  
Points: 1 (2 times, last 12/29/01 vs. Prov.)

### #18 Grant Potulny

Goals: 3 (1/20/01 at Wis.)  
Assists: 2 (2 times, last 2/23/02 vs. UW)  
Points: 3 (4 times, last 10/27/01 vs. Colgate)

### #19 Matt DeMarchi

Goals: 1 (8 times, last 2/22/02 vs. UW)  
Assists: 2 (2 times, last 2/16/01 vs. CC)  
Points: 2 (5 times, last 2/15/02 vs. CC)

### #20 Joey Martin

Goals: n/a  
Assists: 1 (6 times, last 2/16/02 vs. CC)  
Points: 1 (6 times, last 2/16/02 vs. CC)

### #21 Troy Riddle

Goals: 1 (6 times, last 10/26/01 vs. Colgate)  
Assists: 4 (2/15/02 vs. CC)  
Points: 4 (2/15/02 vs. CC)

### #22 Jeff Taffe

Goals: 3 (11/23/01 at Michigan)  
Assists: 4 (2/18/00 at MTU)  
Points: 5 (10/19/01 vs. BSU)

### #23 Dan Welch

Goals: 2 (2/18/00 at MTU)  
Assists: 1 (13 times, last 3/9/02 vs. UND)  
Points: 2 (3 times, last 3/9/02 vs. UND)

### #24 Matt Koalska

Goals: 2 (10/27/01 vs. Colgate)  
Assists: 3 (10/19/01 vs. BSU)  
Points: 4 (10/27/01 vs. Colgate)

### #25 Pat O'Leary

Goals: 2 (2 times, last 12/30/00 vs. LSSU)  
Assists: 1 (8 times, last 12/28/01 at FSU)  
Points: 2 (3 times, last 1/6/01 at UAA)

### #26 Nick Angell

Goals: 1 (10 times, last 3/1/02 at SCSU)  
Assists: 3 (11/2/01 at MTU)  
Points: 3 (11/2/01 at MTU)

### #27 Barry Tallackson

Goals: 2 (2/8/02 at UND)  
Assists: 2 (3/16/02 vs. Denver)  
Points: 2 (3 times, last 3/16/02 vs. Denver)

### #28 Brett MacKinnon

Goals: 1 (11/23/01 at MSU)  
Assists: 1 (2 times, last 12/29/01 vs. Prov.)  
Points: 1 (3 times, last 12/29/01 vs. Prov.)

### #29 Jake Fleming

Goals: 1 (3 times, last 2/9/02 at UND)  
Assists: 1 (9 times, last 3/15/02 vs. SCSU)  
Points: 1 (12 times, last 3/15/02 vs. SCSU)

### #31 Travis Weber

Goals Allowed: 1 (3 times, last 1/6/02 vs. UND)  
Saves: 24 (2 times, last 2/15/02 vs. CC)  
Saves %: .960 (12/29/01 vs. Prov.)

### #33 Justin Johnson

Goals Allowed: 0 (10/27/01 vs. Colgate)  
Saves: 31 (11/10/01 vs. MSU-M)  
Saves %: 1.000 (10/27/01 vs. Colgate)

## Home vs. Away

| Home   | Record        | Away   |
|--------|---------------|--------|
| 18-4-0 |               | 10-3-4 |
| 5.0    | Goals For     | 4.2    |
| 2.2    | Goals Against | 3.4    |
| 29.8   | Power-Play    | 25.6   |
| 87.1   | Penalty Kill  | 81.2   |
| 39.5   | Shots For     | 34.6   |
| 25.3   | Shots Against | 29.9   |

## Series Comparison (WCHA)

| 1st Game | Record        | 2nd Game |
|----------|---------------|----------|
| 7-6-1    |               | 11-1-2   |
| 3.9      | Goals For     | 4.1      |
| 3.6      | Goals Against | 2.4      |
| 23.7     | Power-Play    | 26.9     |
| 83.6     | Penalty Kill  | 82.9     |
| 37.3     | Shots For     | 35.3     |
| 27.1     | Shots Against | 29.1     |

**CAREER GOALS – CURRENT PLAYERS**

|                   |    |
|-------------------|----|
| John Pohl         | 69 |
| Jeff Taffe        | 54 |
| Jordan Leopold    | 45 |
| Grant Potulny     | 33 |
| Troy Riddle       | 32 |
| Erik Wendell      | 24 |
| Matt Koalska      | 19 |
| Nick Anthony      | 18 |
| Pat O'Leary       | 15 |
| Barry Tallackson  | 13 |
| Paul Martin       | 11 |
| Nick Angell       | 10 |
| Dan Welch         | 10 |
| Keith Ballard     | 9  |
| Matt DeMarchi     | 8  |
| Jon Waibel        | 6  |
| Jake Fleming      | 3  |
| Mike Erickson     | 1  |
| Brett MacKinnon   | 1  |
| Garrett Smaagaard | 1  |
| Judd Stevens      | 1  |

**CAREER ASSISTS – CURRENT PLAYERS**

|                   |     |
|-------------------|-----|
| John Pohl         | 125 |
| Jordan Leopold    | 97  |
| Jeff Taffe        | 56  |
| Paul Martin       | 47  |
| Troy Riddle       | 41  |
| Matt Koalska      | 37  |
| Grant Potulny     | 30  |
| Nick Angell       | 28  |
| Nick Anthony      | 24  |
| Matt DeMarchi     | 23  |
| Erik Wendell      | 20  |
| Judd Stevens      | 15  |
| Dan Welch         | 13  |
| Keith Ballard     | 12  |
| Jon Waibel        | 11  |
| Barry Tallackson  | 10  |
| Pat O'Leary       | 9   |
| Jake Fleming      | 9   |
| Joey Martin       | 6   |
| Brett MacKinnon   | 3   |
| Mike Erickson     | 2   |
| Adam Hauser       | 2   |
| Garrett Smaagaard | 2   |

**CAREER POINTS – CURRENT PLAYERS**

|                   |     |
|-------------------|-----|
| John Pohl         | 194 |
| Jordan Leopold    | 142 |
| Jeff Taffe        | 110 |
| Troy Riddle       | 72  |
| Grant Potulny     | 63  |
| Paul Martin       | 58  |
| Matt Koalska      | 55  |
| Erik Wendell      | 44  |
| Nick Anthony      | 42  |
| Nick Angell       | 37  |
| Matt DeMarchi     | 31  |
| Pat O'Leary       | 24  |
| Dan Welch         | 23  |
| Barry Tallackson  | 21  |
| Keith Ballard     | 20  |
| Jon Waibel        | 17  |
| Judd Stevens      | 16  |
| Jake Fleming      | 12  |
| Joey Martin       | 6   |
| Mike Erickson     | 3   |
| Brett MacKinnon   | 3   |
| Garrett Smaagaard | 3   |
| Adam Hauser       | 2   |

**CAREER GAMES – CURRENT PLAYERS**

|                   |     |
|-------------------|-----|
| John Pohl         | 161 |
| Jordan Leopold    | 160 |
| Nick Angell       | 152 |
| Adam Hauser       | 147 |
| Erik Wendell      | 146 |
| Jeff Taffe        | 116 |
| Pat O'Leary       | 116 |
| Matt DeMarchi     | 110 |
| Nick Anthony      | 90  |
| Matt Koalska      | 82  |
| Jon Waibel        | 82  |
| Grant Potulny     | 81  |
| Paul Martin       | 78  |
| Troy Riddle       | 78  |
| Dan Welch         | 52  |
| Barry Tallackson  | 40  |
| Jake Fleming      | 39  |
| Judd Stevens      | 37  |
| Keith Ballard     | 37  |
| Joey Martin       | 29  |
| Brett MacKinnon   | 20  |
| Garrett Smaagaard | 19  |
| Travis Weber      | 10  |
| Mike Erickson     | 9   |
| Chad Roberg       | 9   |
| Justin Johnson    | 6   |

**2001-02 WCHA Standings/Schedule**

| Team (Overall Record, win %)     | GP | W  | L  | T | Pts | GF  | GA  | GDif |
|----------------------------------|----|----|----|---|-----|-----|-----|------|
| Denver (32-7-1, .813)            | 28 | 21 | 6  | 1 | 43  | 108 | 63  | +45  |
| St. Cloud State (29-10-2, .732)  | 28 | 19 | 7  | 2 | 40  | 117 | 65  | +52  |
| Minnesota (29-8-4, .756)         | 28 | 18 | 7  | 3 | 39  | 113 | 84  | +29  |
| Colorado College (26-12-3, .671) | 28 | 16 | 10 | 2 | 34  | 95  | 74  | +21  |
| Wisconsin (16-19-4, .462)        | 28 | 12 | 13 | 3 | 27  | 88  | 90  | -2   |
| MSU, Mankato (16-20-2, .447)     | 28 | 11 | 15 | 2 | 24  | 84  | 107 | -23  |
| Alaska Anchorage (12-19-5, .403) | 28 | 10 | 14 | 4 | 24  | 79  | 96  | -17  |
| North Dakota (16-19-2, .459)     | 28 | 11 | 15 | 2 | 24  | 103 | 100 | +3   |
| Minnesota-Duluth (13-24-3, .363) | 28 | 6  | 19 | 3 | 15  | 72  | 112 | -40  |
| Michigan Tech (8-28-2, .237)     | 28 | 4  | 22 | 2 | 10  | 66  | 134 | -68  |

**2001-02 Season Highs/Lows**

**Team**

|   |   |
|---|---|
| <b>MOST GOALS/GAME</b>                    | (9) 10/27 vs. Colgate   |
| <b>LEAST GOALS/GAME</b>                   | (1) 1/25 vs. Denver   |
| <b>MOST ASSISTS/GAME</b>                  | (14) 10/27 vs. Colgate  |
| <b>LEAST ASSISTS/GAME</b>                 | (2) 1/25 vs. Denver   |
| <b>MOST GOALS AGAINST/GAME</b>            | (8) 1/11 at Wisconsin   |
| <b>LEAST GOALS AGAINST/GAME</b>           | (0) two times, last 10/27 vs. Colgate                                 |
| <b>MOST ASSISTS AGAINST/GAME</b>          | (11) 1/11 at Wisconsin  |
| <b>LEAST ASSISTS AGAINST/GAME</b>         | (0) two times, last 10/27 vs. Colgate                                 |
| <b>MOST GOALS/PERIOD</b>                  | (5) 11/2 at Michigan Tech - second period                             |
| <b>MOST GOALS AGAINST/PERIOD</b>          | (4) four times, last 2/1 vs. UMD - second period                      |
| <b>MOST POWER PLAY GOALS/GAME</b>         | (5) 10/19 vs. BSU   |
| <b>MOST POWER PLAY GOALS ALLOWED/GAME</b> | (3) two times, last 2/1 at UMD  |
| <b>MOST SHOTS ON GOAL/GAME</b>            | (53) 1/11 at Wisconsin  |
| <b>LEAST SHOTS ON GOAL/GAME</b>           | (23) two times, last 1/18 at Alaska Anchorage                         |
| <b>MOST SHOTS AGAINST/GAME</b>            | (47) 12/1 at SCSU   |
| <b>LEAST SHOTS AGAINST/GAME</b>           | (18) 10/26 vs. Colgate  |
| <b>MOST SHOTS ON GOAL/PERIOD</b>          | (22) 10/20 vs. BSU - first period                                     |
| <b>MOST SHOTS AGAINST/PERIOD</b>          | (19) 12/1 at SCSU - second period                                     |
| <b>MOST PENALTIES/GAME</b>                | (15) 1/26 vs. Denver  |
| <b>LEAST PENALTIES/GAME</b>               | (3) three times, last 1/25 vs. Denver                                 |
| <b>MOST PIM/GAME</b>                      | (48) 1/11 at Wisconsin  |
| <b>LEAST PIM/GAME</b>                     | (6) three times, last 1/25 vs. Denver                                 |
| <b>MOST OPP. PENALTIES/GAME</b>           | (14) 1/26 vs. Denver  |
| <b>LEAST OPP. PENALTIES/GAME</b>          | (4) 11/23 at Michigan   |
| <b>MOST OPP. PIM/GAME</b>                 | (29) 2/9 at North Dakota  |
| <b>LEAST OPP. PIM/GAME</b>                | (8) 11/23 at Michigan   |
| <b>QUICKEST TWO GOALS</b>                 | (0:09) 11/2 at Michigan Tech – second period (Anthony, Wendell)       |
| <b>QUICKEST THREE GOALS</b>               | (2:23) 11/2 at Michigan Tech – second period (Pohl, P. Martin, Taffe) |

**Individual**

|                           |   |
|---------------------------|---|
| <b>GOALS/GAME</b>         | (3) Jeff Taffe, 11/23 at Michigan                       |
| <b>GOALS/PERIOD</b>       | (2) five times, last John Pohl, 2/9 at UND              |
| <b>ASSISTS/GAME</b>       | (5) John Pohl, 10/27 vs. Colgate                        |
| <b>ASSISTS/PERIOD</b>     | (3) Troy Riddle, 2/15 vs. CC - second period            |
| <b>POINTS/GAME</b>        | (5) two times, last John Pohl, 10/27 vs. Colgate        |
| <b>POINTS/PERIOD</b>      | (3) four times, Troy Riddle, 2/16 vs. CC - third period |
| <b>PENALTIES/GAME</b>     | (4) four times, last Jon Waibel, 3/8 vs. North Dakota   |
| <b>PIM/GAME</b>           | (19) Jeff Taffe, 11/17 vs. UMD                          |
| <b>SHOTS ON GOAL/GAME</b> | (11) Jordan Leopold, 11/3 at Michigan Tech              |
| <b>SAVES/GAME</b>         | (45) Adam Hauser, 12/1 at SCSU                          |

**WCHA Home Records**

| Team             | Record        | Team             | Record        |
|------------------|---------------|------------------|---------------|
| Colorado College | 18-3-1 (.841) | Wisconsin        | 12-8-2 (.591) |
| St. Cloud State  | 16-3-1 (.825) | MSU, Mankato     | 7-8-2 (.471)  |
| Minnesota        | 18-4-0 (.818) | Minnesota-Duluth | 9-11-0 (.450) |
| Denver           | 15-3-1 (.816) | North Dakota     | 7-9-1 (.441)  |
| Alaska Anchorage | 9-5-4 (.611)  | Michigan Tech    | 6-9-2 (.412)  |

## Hauser Watch

### VICTORIES

| Rk. | Player       | Wins | Years        |
|-----|--------------|------|--------------|
| 1.  | Adam Hauser  | 80   | 1998-present |
| 2.  | Robb Stauber | 73   | 1986-89      |

### GAMES PLAYED

| Rk. | Player       | GP  | Years        |
|-----|--------------|-----|--------------|
| 1.  | Adam Hauser  | 148 | 1998-present |
| 2.  | Robb Stauber | 98  | 1986-89      |

### MINUTES PLAYED

| Rk. | Player       | MP    | Years        |
|-----|--------------|-------|--------------|
| 1.  | Adam Hauser  | 8,636 | 1998-present |
| 2.  | Robb Stauber | 5,717 | 1986-89      |

### SAVES

| Rk. | Player      | Saves | Years        |
|-----|-------------|-------|--------------|
| 1.  | Adam Hauser | 3,675 | 1998-present |

### SAVE PERCENTAGE

| Rk. | Player           | SV % | Years        |
|-----|------------------|------|--------------|
| 1.  | Jim Mattson      | .906 | 1951-54      |
|     | Robb Stauber     | .906 | 1986-89      |
| 3.  | Murray McLachlin | .902 | 1967-70      |
| 4.  | Adam Hauser      | .899 | 1998-present |

### GOALS-AGAINST-AVERAGE

| Rk. | Player       | GAA  | Years        |
|-----|--------------|------|--------------|
| 1.  | Jim Mattson  | 2.48 | 1951-54      |
| 2.  | Robb Stauber | 2.77 | 1986-89      |
| 3.  | Adam Hauser  | 2.87 | 1998-present |

## WCHA Recordbook

### GAMES PLAYED - OVERALL

| Rk. | Player               | GP  | Years        |
|-----|----------------------|-----|--------------|
| 1.  | Adam Hauser          | 148 | 1998-present |
| 2.  | Graham Melanson (UW) | 140 | 1997-2001    |

### MINUTES PLAYED - OVERALL

| Rk. | Player          | MP    | Years        |
|-----|-----------------|-------|--------------|
| 1.  | Adam Hauser     | 8,636 | 1998-present |
| 2.  | Graham Melanson | 8,179 | 1997-2001    |

### SAVES - OVERALL

| Rk. | Player               | SV    | Years        |
|-----|----------------------|-------|--------------|
| 1.  | Robbie Moore (Mich.) | 4,434 | 1973-76      |
| 6.  | Adam Hauser          | 3,675 | 1998-present |

### SAVES - WCHA ONLY

| Rk. | Player               | SV    | Years        |
|-----|----------------------|-------|--------------|
| 1.  | Robbie Moore (Mich.) | 3,665 | 1973-76      |
|     | Adam Hauser          | 2,585 | 1998-present |

### WINS - OVERALL

| Rk. | Player           | SO | Years        |
|-----|------------------|----|--------------|
| 1.  | Ron Grahame (DU) | 82 | 1969-73      |
| 4.  | Adam Hauser      | 80 | 1998-present |

### SHUTOUTS - OVERALL

| Rk. | Player              | SO | Years        |
|-----|---------------------|----|--------------|
| 1.  | Karl Goehring (UND) | 15 | 1997-2001    |
| 7.  | Adam Hauser         | 8  | 1998-present |

## Multiple-Point Games (season/career)

| Player (Games)         | Last Time                        | Record         |
|------------------------|----------------------------------|----------------|
| John Pohl (25/58)      | 3/15/02 vs. SCSU (2a)            | 21-2-2/45-10-3 |
| Jeff Taffe (17/29)     | 3/9/02 at UND (1g, 1a)           | 16-1-0/24-4-1  |
| Troy Riddle (11/19)    | 3/15/02 vs. SCSU (1g, 2a)        | 10-1-0/18-1-0  |
| Paul Martin (10/16)    | 1/19/02 at UAA (1g, 1a)          | 8-0-1/13-1-1   |
| Jordan Leopold (10/30) | 3/15/02 vs. SCSU (1g, 1a)        | 8-1-1/19-8-3   |
| Matt Koalska (8/15)    | 3/1/02 at SCSU (2a)              | 7-1-0/14-1-0   |
| Nick Anthony (5/10)    | 3/8/02 vs. UND (1g, 2a)          | 3-1-0/8-1-0    |
| Grant Potulny (4/14)   | 2/23/02 vs. UW (2a)              | 2-2-0/10-3-1   |
| Erik Wendell (3/6)     | 12/29/01 vs. Providence (1g, 1a) | 3-0-0/6-0-0    |
| Judd Stevens (3/3)     | 12/29/01 vs. Providence (1g, 1a) | 3-0-0/3-0-0    |
| Keith Ballard (3/3)    | 1/26/02 vs. DU (2g)              | 3-0-0/3-0-0    |
| Barry Tallackson (3/3) | 3/16/02 vs. DU (2a)              | 2-1-0/2-1-0    |
| Dan Welch (2/3)        | 3/9/02 vs. UND (1g, 1a)          | 2-0-0/3-0-0    |
| Matt DeMarchi (1/4)    | 2/15/02 vs. C.C. (1g, 1a)        | 0-1-0/3-1-0    |
| Nick Angell (1/4)      | 11/2/01 at MTU (3a)              | 1-0-0/3-1-0    |
| Mike Erickson (1/1)    | 10/26/01 vs. Colgate (2a)        | 1-0-0/1-0-0    |
| Jon Waibel (1/1)       | 11/17/01 vs. UMD (1g, 1a)        | 1-0-0/1-0-0    |
| Pat O'Leary (0/3)      | 1/6/01 at UAA (1g, 1a)           | 0-0-0/3-0-0    |

## Multiple-Goal Games (season/career)

| Player (Games)         | Last Time                 | Record       |
|------------------------|---------------------------|--------------|
| Jeff Taffe (7/8)       | 2/22/02 vs. UW (2g)       | 7-0-0/7-1-0  |
| John Pohl (7/13)       | 3/8/02 vs. UND (2g)       | 7-0-0/13-0-0 |
| Jordan Leopold (3/6)   | 1/6/02 vs. UND (2g)       | 3-0-0/4-2-0  |
| Troy Riddle (2/4)      | 10/26/01 vs. Colgate (2g) | 2-0-0/4-0-0  |
| Nick Anthony (2/2)     | 2/15/02 vs. CC (2g)       | 1-1-0/1-1-0  |
| Grant Potulny (1/4)    | 10/27/01 vs. Colgate (2g) | 1-0-0/4-0-0  |
| Matt Koalska (1/1)     | 10/27/01 vs. Colgate (2g) | 1-0-0/1-0-0  |
| Keith Ballard (1/1)    | 1/26/01 vs. Denver (2g)   | 1-0-0/1-0-0  |
| Barry Tallackson (1/1) | 2/8/02 at UND (2g)        | 1-0-0/1-0-0  |
| Pat O'Leary (0/2)      | 12/30/00 vs. LSU (2g)     | 0-0-0/2-0-0  |
| Dan Welch (0/1)        | 2/18/00 at MTU (2g)       | 0-0-0/1-0-0  |
| Erik Wendell (0/1)     | 2/2/01 at MTU (2g)        | 0-0-0/1-0-0  |

## Leopold Watch

### POINTS BY A DEFENSESMAN

|    |                |     |         |
|----|----------------|-----|---------|
| 1. | Todd Richards  | 158 | 1985-89 |
| 2. | Mike Crowley   | 157 | 1994-97 |
| 3. | Jordan Leopold | 142 | -1998-  |

### GOALS BY A DEFENSESMAN

|    |                |    |       |
|----|----------------|----|-------|
| 1. | Jordan Leopold | 45 | 1998- |
|----|----------------|----|-------|

### ASSISTS BY A DEFENSESMAN

|    |                 |     |         |
|----|-----------------|-----|---------|
| 1. | Todd Richards   | 128 | 1985-89 |
| 4. | Travis Richards | 98  | 1989-93 |
| 5. | Jordan Leopold  | 97  | 1998-   |

### WCHA RECORD (OVERALL) - GOALS BY A DEFENSESMAN

|    |                   |    |         |
|----|-------------------|----|---------|
| 1. | Doug Lidster (CC) | 56 | 1979-83 |
| 4. | George Konik (DU) | 46 | 1958-61 |
| 5. | Jordan Leopold    | 45 | 1998-   |

## Pohl Watch

### POINTS

|    |               |     |         |
|----|---------------|-----|---------|
| 1. | John Mayasich | 298 | 1951-55 |
| 8. | Tim Harrer    | 201 | 1976-80 |
| 9. | John Pohl     | 194 | 1998-   |

### ASSISTS

|    |               |     |         |
|----|---------------|-----|---------|
| 1. | Larry Olimb   | 159 | 1988-92 |
| 5. | Todd Richards | 128 | 1985-89 |
| 6. | John Pohl     | 125 | 1998-   |

## 2001-02 Goal Breakdown

| Player            | Unassisted | Even Strength | 1st 5 Minutes |
|-------------------|------------|---------------|---------------|
| Nick Angell       | 1          | 1             | 0             |
| Nick Anthony      | 1          | 8             | 0             |
| Keith Ballard     | 1          | 7             | 2             |
| Matt DeMarchi     | 0          | 3             | 0             |
| Mike Erickson     | 0          | 1             | 0             |
| Jake Fleming      | 0          | 1             | 0             |
| Matt Koalska      | 0          | 6             | 0             |
| Jordan Leopold    | 1          | 12            | 1             |
| Brett MacKinnon   | 0          | 1             | 0             |
| Paul Martin       | 1          | 5             | 0             |
| Pat O'Leary       | 0          | 4             | 1             |
| John Pohl         | 2          | 9             | 2             |
| Grant Potulny     | 0          | 5             | 2             |
| Troy Riddle       | 3          | 9             | 2             |
| Garrett Smaagaard | 0          | 1             | 0             |
| Judd Stevens      | 0          | 1             | 0             |
| Jeff Taffe        | 1          | 17            | 1             |
| Barry Tallackson  | 0          | 10            | 2             |
| Jon Waibel        | 0          | 5             | 0             |
| Dan Welch         | 0          | 4             | 0             |
| Erik Wendell      | 0          | 5             | 1             |

## 2001-02 vs. Ranked Teams...

| Player           | Totals                                   |
|------------------|--|
| John Pohl        | 3-17--20                                 |
| Troy Riddle      | 5-12--17                                 |
| Jeff Taffe       | 8-7--15                                  |
| Jordan Leopold   | 7-6--13                                  |
| Matt Koalska     | 4-8--12                                  |
| Paul Martin      | 3-8--11                                  |
| Grant Potulny    | 4-5--9                                   |
| Keith Ballard    | 4-5--9                                   |
| Barry Tallackson | 4-5--9                                   |
| Matt DeMarchi    | 2-6--8                                   |
| Erik Wendell     | 4-1--5                                   |
| Nick Anthony     | 3-2--5                                   |
| Judd Stevens     | 0-4--4                                   |
| Jake Fleming     | 0-3--3                                   |
| Nick Angell      | 2-0--2                                   |
| Pat O'Leary      | 1-1--2                                   |
| Jon Waibel       | 1-1--2                                   |
| Dan Welch        | 1-1--2                                   |
| Mike Erickson    | 1-0--1                                   |
| Joey Martin      | 0-1--1                                   |
| Total - 14 Games | <i>(opponent ranked at time of game)</i> |

## Career Shutouts

| Player                 | Shutouts   |
|------------------------|--|
| Adam Hauser (8, 6H/2A) | 10/26/01 vs. Colgate (8-0, 18 svcs)<br>2/24/01 at UMD (4-0, 23 svcs)<br>11/17/00 at SCSU (2-0, 25 svcs)<br>11/3/00 vs. Wisconsin (4-0, 31 svcs)<br>11/20/99 vs. UMD (4-0, 31 svcs)<br>3/13/99 vs. UAA (1-0, 17 svcs)<br>3/12/99 vs. UAA (4-0, 26 svcs)<br>10/23/98 vs. SCSU (3-0, 26 svcs) |
| Justin Johnson (1, 1H) | 10/27/01 vs. Colgate (9-0, 28 svcs)  |

## Career Goalie Record When...

### Minnesota Scores 3 or more:

|                |          |
|----------------|----------|
| Adam Hauser    | 74-22-10 |
| Travis Weber   | 4-1-0    |
| Justin Johnson | 3-0-0    |

### Minnesota Scores 2 or less:

|                |        |
|----------------|--------|
| Adam Hauser    | 6-28-6 |
| Travis Weber   | 1-1-0  |
| Justin Johnson | 0-0-0  |

### Opponent Scores 3 or more:

|                |          |
|----------------|----------|
| Adam Hauser    | 21-49-10 |
| Travis Weber   | 1-2-0    |
| Justin Johnson | 1-0-0    |

### Opponent Scores 2 or less:

|                |        |
|----------------|--------|
| Adam Hauser    | 59-1-6 |
| Travis Weber   | 4-0-0  |
| Justin Johnson | 2-0-0  |

## Career 3+ Point Games

| Player         | 3pts | 4pts | 5pts | Total |
|----------------|------|------|------|-------|
| John Pohl      | 17   | 5    | 1    | 23    |
| Jeff Taffe     | 8    | 2    | 1    | 11    |
| Jordan Leopold | 8    | 2    | 0    | 10    |
| Troy Riddle    | 6    | 1    | 0    | 7     |
| Grant Potulny  | 4    | 0    | 0    | 4     |
| Matt Koalska   | 2    | 1    | 0    | 3     |
| Paul Martin    | 2    | 0    | 0    | 2     |
| Nick Anthony   | 3    | 0    | 0    | 3     |
| Nick Angell    | 1    | 0    | 0    | 1     |

## Game-Winning Goals/Assists

| Player            | Career GWGs | Career Assists on GWGs |
|-------------------|-------------|------------------------|
| Jeff Taffe        | 12 (3)      | 6                      |
| Grant Potulny     | 6 (0)       | 4                      |
| Jordan Leopold    | 6 (3)       | 13                     |
| Dan Welch         | 5 (0)       | 0                      |
| John Pohl         | 4 (0)       | 21                     |
| Erik Wendell      | 3 (1)       | 2                      |
| Nick Angell       | 3 (1)       | 3                      |
| Keith Ballard     | 3 (1)       | 5                      |
| Troy Riddle       | 3 (0)       | 2                      |
| Matt Koalska      | 2 (0)       | 7                      |
| Pat O'Leary       | 2 (1)       | 1                      |
| Jon Waibel        | 2 (1)       | 1                      |
| Barry Tallackson  | 2 (0)       | 2                      |
| Nick Anthony      | 2 (0)       | 2                      |
| Troy Riddle       | 1 (1)       | 9                      |
| Paul Martin       | 1 (0)       | 10                     |
| Garrett Smaagaard | 1 (0)       | 2                      |
| Matt DeMarchi     | 0 (0)       | 4                      |
| Joey Martin       | 0 (0)       | 2                      |
| Judd Stevens      | 0 (0)       | 1                      |
| Jake Fleming      | 0 (0)       | 1                      |

*GWGs in one-goal games in parenthesis*

## Career Hat Tricks

| Player        | No. | Date                          |
|---------------|-----|-------------------------------|
| Jeff Taffe    | 1   | 11/23/01 at Michigan (3-0--3) |
| Grant Potulny | 1   | 1/20/01 at Wisconsin (3-0--3) |
| John Pohl     | 1   | 11/15/00 vs. Denver (3-1--4)  |

## Goal Breakdown

|                              | MN  | OPP |
|------------------------------|-----|-----|
| 5-on-5                       | 106 | 69  |
| 5-on-4                       | 54  | 26  |
| 6-on-5                       | 3   | 0   |
| 4-on-5                       | 13  | 7   |
| 4-on-4                       | 5   | 5   |
| 5-on-3                       | 4   | 4   |
| 4-on-3                       | 1   | 0   |
| Power Play                   | 59  | 31  |
| Shorthanded                  | 13  | 7   |
| Empty Net                    | 3   | 2   |
| First Minute of Game         | 3   | 0   |
| First 2 Minutes of Game      | 6   | 1   |
| First 5 Minutes of Game      | 13  | 6   |
| First 10 Minutes of Game     | 24  | 16  |
| First Goal of Game           | 18  | 23  |
| First Minute of Period       | 14  | 3   |
| Last Minute of Period        | 10  | 6   |
| Last Minute of Game          | 7   | 3   |
| Last 5 Minutes of Game       | 14  | 9   |
| To Tie Game - Last 5 Minutes | 2   | 1   |
| To Win Game - Last 5 Minutes | 2   | 1   |
| Unassisted                   | 16  | 9   |
| One Assist                   | 49  | 34  |
| Two Assists                  | 121 | 68  |
| Home                         | 114 | 52  |
| Road                         | 61  | 52  |
| Neutral                      | 6   | 5   |
| Overtime                     | 2   | 0   |

### GOAL SCORED AFTER OPPONENTS' GOAL

|                       | MN | OPP |
|-----------------------|----|-----|
| Less Than One Minute  | 4  | 2   |
| One To Three Minutes  | 12 | 7   |
| Three To Five Minutes | 9  | 4   |

## Record When Having a Point

| Player            | No. of Games | Record        |
|-------------------|--------------|---------------|
| John Pohl         | 35 of 41     | 28-4-3 (.843) |
| Jordan Leopold    | 33 of 41     | 24-6-3 (.773) |
| Jeff Taffe        | 31 of 40     | 26-3-2 (.871) |
| Troy Riddle       | 26 of 41     | 19-5-2 (.769) |
| Grant Potulny     | 25 of 40     | 17-5-3 (.740) |
| Paul Martin       | 24 of 41     | 19-2-3 (.854) |
| Matt Koalska      | 21 of 41     | 15-4-2 (.762) |
| Barry Tallackson  | 20 of 41     | 14-3-3 (.775) |
| Keith Ballard     | 18 of 36     | 15-2-1 (.861) |
| Erik Wendell      | 14 of 41     | 13-0-1 (.964) |
| Judd Stevens      | 13 of 37     | 9-2-2 (.769)  |
| Jake Fleming      | 12 of 40     | 7-1-4 (.750)  |
| Nick Anthony      | 10 of 22     | 9-1-0 (.900)  |
| Nick Angell       | 9 of 39      | 7-2-0 (.778)  |
| Matt DeMarchi     | 9 of 29      | 7-2-0 (.778)  |
| Jon Waibel        | 8 of 39      | 5-2-1 (.750)  |
| Dan Welch         | 7 of 14      | 6-1-0 (.857)  |
| Pat O'Leary       | 5 of 38      | 3-1-1 (.700)  |
| Joey Martin       | 5 of 10      | 4-1-0 (.800)  |
| Garrett Smaagaard | 3 of 18      | 3-0-0 (1.00)  |
| Brett MacKinnon   | 3 of 19      | 2-0-1 (.833)  |
| Mike Erickson     | 2 of 9       | 2-0-0 (1.00)  |

## A Comparison...

| Players        | Totals                | Diff. |
|----------------|-----------------------|-------|
| John Pohl      | 25-48--73 (18-24--42) | +31   |
| Jeff Taffe     | 32-23--55 (12-23--35) | +20   |
| Paul Martin    | 8-30--36 (3-16--19)   | +17   |
| Erik Wendell   | 8-9--17 (5-2--7)      | +10   |
| Troy Riddle    | 16-27--43 (16-14--30) | +10   |
| Matt Koalska   | 9-23--32 (10-14--24)  | +8    |
| Nick Angell    | 3-9--12 (3-5--8)      | +4    |
| Jon Waibel     | 5-4--9 (1-7--8)       | +1    |
| Nick Anthony   | 9-8--17 (5-12--17)    | --    |
| Jordan Leopold | 20-26--46 (12-35--47) | -1    |
| Grant Potulny  | 11-19--30 (20-11--31) | -1    |
| Matt DeMarchi  | 3-8--11 (4-9--13)     | -2    |
| Pat O'Leary    | 4-2--6 (5-4--9)       | -3    |

(2000-01 totals after 39 games in parenthesis)

## 2001-02 Month-By-Month

| Month    | Home   | Away   | WCHA   | Overall |
|----------|--------|--------|--------|---------|
| October  | 4-0-0  | 1-0-0  | 0-0-0  | 5-0-0   |
| November | 4-1-0  | 2-0-2  | 5-1-1  | 6-1-2   |
| December | 2-0-0  | 1-1-1  | 1-1-1  | 3-1-1   |
| January  | 2-2-0  | 2-1-1  | 4-3-1  | 4-3-1   |
| February | 3-1-0  | 3-1-0  | 6-2-0  | 6-2-0   |
| March    | 3-0-0  | 1-0-0  | 2-0-0  | 5-1-0   |
| Totals   | 18-4-0 | 10-3-4 | 18-7-3 | 29-8-4  |

| Month             | GF  | GA  | PP   | PK   |
|-------------------|-----|-----|------|------|
| October (5 games) | 7.6 | 1.6 | 50.0 | 90.9 |
| November (9)      | 4.7 | 2.9 | 31.5 | 75.5 |
| December (5)      | 3.2 | 2.0 | 18.2 | 92.6 |
| January (8)       | 3.6 | 3.0 | 22.0 | 88.9 |
| February (8)      | 4.5 | 3.5 | 21.6 | 84.4 |
| March (6)         | 4.2 | 2.7 | 20.6 | 81.2 |
| Totals            | 4.5 | 2.7 | 27.3 | 84.3 |

## Scoring Breakdown (By Period)

| Player            | 1st      | 2nd      | 3rd/OT    | Total     |
|-------------------|----------|----------|-----------|-----------|
| Nick Angell       | 0-4--4   | 3-4--7   | 0-1--1    | 3-9--12   |
| Nick Anthony      | 0-3--3   | 6-4--10  | 3-1--4    | 9-8--17   |
| Keith Ballard     | 2-2--4   | 4-5--9   | 3-5--8    | 9-12--21  |
| Matt DeMarchi     | 0-3--3   | 2-3--5   | 1-2--3    | 3-8--11   |
| Mike Erickson     | 1-0--1   | 0-1--1   | 0-1--1    | 1-2--3    |
| Jake Fleming      | 2-3--5   | 0-3--3   | 1-3--4    | 3-9--12   |
| Matt Koalska      | 3-4--7   | 3-15--18 | 3-4--7    | 9-23--32  |
| Jordan Leopold    | 4-6--10  | 7-9--16  | 9-10--19  | 20-26--46 |
| Brett MacKinnon   | 1-1--2   | 0-0--0   | 0-2--2    | 1-3--4    |
| Joey Martin       | 0-0--0   | 0-1--1   | 0-3--3    | 0-4--4    |
| Paul Martin       | 3-9--12  | 3-10--13 | 2-11--13  | 8-30--38  |
| Pat O'Leary       | 1-1--2   | 2-1--3   | 1-0--1    | 4-2--6    |
| John Pohl         | 4-16--20 | 9-13--22 | 12-19--31 | 25-48--73 |
| Grant Potulny     | 6-9--15  | 2-5--7   | 3-5--8    | 11-19--30 |
| Troy Riddle       | 6-7--13  | 5-11--16 | 5-9--14   | 16-27--43 |
| Garrett Smaagaard | 0-2--2   | 1-0--1   | 0-0--0    | 1-2--3    |
| Judd Stevens      | 0-6--6   | 0-6--6   | 1-3--4    | 1-15--16  |
| Jeff Taffe        | 11-9--20 | 10-7--17 | 11-7--18  | 32-23--55 |
| Barry Tallackson  | 5-1--6   | 3-7--10  | 5-2--7    | 13-10--23 |
| Jon Waibel        | 2-2--4   | 1-2--3   | 2-0--2    | 5-4--9    |
| Dan Welch         | 0-0--0   | 4-4--8   | 0-1--1    | 4-5--9    |
| Erik Wendell      | 3-3--6   | 3-6--9   | 2-0--2    | 8-9--17   |



## Month-By-Month

| No. | Player            | Oct.              | Nov.               | Dec.              | Jan.              | Feb.              | March             | Total              |
|-----|-------------------|-------------------|--------------------|-------------------|-------------------|-------------------|-------------------|--------------------|
| 1   | Adam Hauser       | 2-0-0, 2.14, .891 | 5-0-2, 2.27, .909  | 2-1-1, 2.22, .933 | 1-3-1, 3.39, .874 | 5-0-0, 2.11, .928 | 5-1-0, 2.38, .909 | 20-6-4, 2.43, .910 |
| 3   | Jordan Leopold    | 4-4--8 (5)        | 6-5--11 (9)        | 1-2--3 (5)        | 4-5--9 (8)        | 3-6--9 (8)        | 2-4--6 (6)        | 20-26--46 (41)     |
| 5   | Jon Waibel        | 1-0--1 (5)        | 1-2--3 (9)         | 0-1--1 (5)        | 2-0--2 (8)        | 1-1--2 (8)        | 0-0--0 (6)        | 5-4--9 (41)        |
| 6   | Judd Stevens      | 0-4--4 (5)        | 0-4--4 (9)         | 1-2--3 (5)        | 0-2--2 (8)        | 0-1--1 (5)        | 0-2--2 (6)        | 1-15--16 (38)      |
| 9   | John Pohl         | 4-9--13 (5)       | 5-9--14 (9)        | 2-5--7 (5)        | 3-9--12 (8)       | 8-10--18 (8)      | 3-6--9 (6)        | 25-48--73 (41)     |
| 10  | Paul Martin       | 2-8--10 (5)       | 1-7--8 (9)         | 2-3--5 (5)        | 1-8--9 (8)        | 1-2--3 (8)        | 1-2--3 (6)        | 8-30--38 (41)      |
| 11  | Erik Wendell      | 1-4--5 (5)        | 3-1--4 (9)         | 2-1--3 (5)        | 1-2--3 (8)        | 1-0--1 (8)        | 0-1--1 (6)        | 8-9--17 (41)       |
| 13  | Keith Ballard     | 2-4--6 (5)        | 2-4--6 (9)         | 0-1--1 (3)        | 2-1--3 (7)        | 0-1--1 (8)        | 3-1--4 (6)        | 9-12--21 (38)      |
| 14  | Chad Roberg       | 0-0--0 (0)        | 0-0--0 (0)         | 0-0--0 (1)        | 0-0--0 (1)        | 0-0--0 (0)        | 0-0--0 (0)        | 0-0--0 (2)         |
| 15  | Mike Erickson     | 1-2--3 (4)        | 0-0--0 (5)         | 0-0--0 (0)        | 0-0--0 (0)        | 0-0--0 (0)        | 0-0--0 (0)        | 1-2--3 (9)         |
| 16  | Nick Anthony      | 2-2--4 (5)        | 2-1--3 (7)         | 0-0--0 (3)        | 0-0--0 (0)        | 4-2--6 (4)        | 1-3--4 (4)        | 9-8--17 (22)       |
| 17  | Garrett Smaagaard | 0-1--1 (3)        | 0-0--0 (6)         | 0-1--1 (2)        | 1-0--1 (7)        | 0-0--0 (0)        | 0-0--0 (0)        | 1-2--3 (18)        |
| 18  | Grant Potulny     | 2-2--4 (4)        | 3-5--8 (9)         | 1-1--2 (5)        | 3-5--8 (8)        | 1-5--6 (8)        | 1-1--2 (6)        | 11-19--30 (40)     |
| 19  | Matt DeMarchi     | 0-0--0 (1)        | 1-2--3 (6)         | 0-2--2 (5)        | 0-0--0 (7)        | 2-2--4 (8)        | 0-2--2 (6)        | 3-8--11 (33)       |
| 20  | Joey Martin       | 0-1--1 (2)        | 0-0--0 (0)         | 0-1--1 (3)        | 0-2--2 (3)        | 0-1--1 (3)        | 0-0--0 (0)        | 0-4--4 (11)        |
| 21  | Troy Riddle       | 5-3--8 (5)        | 2-5--7 (9)         | 1-1--2 (5)        | 3-4--7 (8)        | 1-10--11 (8)      | 4-4--8 (6)        | 16-27--43 (41)     |
| 22  | Jeff Taffe        | 6-5--11 (5)       | 7-5--12 (9)        | 3-2--5 (5)        | 6-3--9 (7)        | 6-3--9 (8)        | 4-4--8 (6)        | 32-23--55 (41)     |
| 23. | Dan Welch         | -----             | -----              | -----             | 0-1--1 (2)        | 3-2--5 (8)        | 1-2--3 (6)        | 4-5--9 (16)        |
| 24  | Matt Koalska      | 4-6--10 (5)       | 2-5--7 (9)         | 1-1--2 (5)        | 0-4--4 (8)        | 0-4--4 (8)        | 2-4--6 (6)        | 9-24--33 (41)      |
| 25  | Pat O'Leary       | 2-0--2 (4)        | 0-1--1 (8)         | 0-1--1 (4)        | 1-0--1 (7)        | 1-0--1 (8)        | 0-0--0 (6)        | 4-2--6 (37)        |
| 26  | Nick Angell       | 0-3--3 (5)        | 1-3--4 (9)         | 0-0--0 (5)        | 0-1--1 (8)        | 1-1--2 (8)        | 1-1--2 (6)        | 3-9--12 (41)       |
| 27  | Barry Tallackson  | 2-2--4 (5)        | 3-0--3 (9)         | 2-0--2 (5)        | 2-1--3 (8)        | 2-3--5 (8)        | 2-4--6 (6)        | 13-10--23 (41)     |
| 28  | Brett MacKinnon   | 0-1--1 (1)        | 0-0--0 (1)         | 0-1--1 (5)        | 0-0--0 (5)        | 0-1--1 (4)        | 0-0--0 (2)        | 1-3--4 (20)        |
| 29  | Jake Fleming      | 0-1--1 (4)        | 2-1--3 (9)         | 0-3--3 (5)        | 0-3--3 (8)        | 1-0--1 (8)        | 0-1--1 (6)        | 3-9--12 (40)       |
| 31  | Travis Weber      | 2-0-0, 1.80, .917 | 0-0-0, 14.05, .692 | 1-0-0, 1.00, .960 | 3-0-0, 2.10, .901 | 0-2-0, 7.59, .787 | 0-0-0, 0.00, .000 | 6-2-0, 3.29, .870  |
| 33  | Justin Johnson    | 1-0-0, 0.00, 1.00 | 1-0-0, 3.59, .875  | 0-0-0, 0.00, .000 | 0-0-0, 0.00, .000 | 1-0-0, 4.67, .837 | 0-0-0, 0.00, .000 | 3-0-0, 3.08, .892  |

## WCHA Freshmen Scoring

| Rk. | Team             | Fr. Scoring | Leader                        |
|-----|------------------|-------------|-------------------------------|
| 1.  | North Dakota     | 43-64--107  | Brandon Bochenski (17-15--32) |
| 2.  | St. Cloud State  | 34-70--103  | Peter Szabo (7-26--33)        |
| 3.  | Michigan Tech    | 24-54--78   | Colin Murphy (8-19--27)       |
| 4.  | Minnesota        | 28-49--77   | Two tied at 20                |
| 5.  | Denver           | 21-50--71   | Jon Foster (7-19--26)         |
| 6.  | MSU, Mankato     | 19-48--67   | Steven Johns (1-19--20)       |
| 7.  | Minnesota-Duluth | 23-42--65   | Evan Schwabe (7-7--14)        |
| 8.  | Colorado College | 13-26--39   | Scott Polaski (4-11--15)      |
| 9.  | Alaska Anchorage | 12-26--38   | John Hopson (7-8--15)         |
| 10. | Wisconsin        | 10-11--21   | Alex Leavitt (10-11--21)      |

## USA Today/American Hockey Magazine Poll

|     |                    |     |
|-----|--------------------|-----|
| 1.  | New Hampshire (14) | 279 |
| 2.  | Denver (2)         | 258 |
| 3.  | Minnesota (3)      | 253 |
| 4.  | Michigan State     | 211 |
| 5.  | St. Cloud State    | 206 |
| 6.  | Boston             | 196 |
| 7.  | Maine              | 165 |
| 8.  | Cornell            | 157 |
| 9.  | Colorado College   | 127 |
| 10. | Michigan           | 126 |

## WCHA Defensemen Goal Scoring

| Rk. | Team             | Goals | Leader                |
|-----|------------------|-------|-----------------------|
| 1.  | Minnesota        | 44    | Jordan Leopold (20)   |
| 2.  | St. Cloud State  | 29    | Derek Eastman (8)     |
| 3.  | North Dakota     | 26    | Aaron Schneekloth (8) |
| 4.  | Minnesota-Duluth | 25    | Andy Reiersen (16)    |
| 5.  | Colorado College | 23    | Tom Preissing (6)     |
| 6.  | Alaska Anchorage | 21    | Two tied at 7         |
| 7.  | MSU, Mankato     | 16    | Andy Hedlund (5)      |
| 8.  | Denver           | 15    | Aaron MacKenzie (5)   |
| 9.  | Michigan Tech    | 14    | Justin Brown (5)      |
| 10. | Wisconsin        | 12    | Dan Boeser (5)        |

## USCHO.com Poll

|     |                    |     |
|-----|--------------------|-----|
| 1.  | New Hampshire (27) | 584 |
| 2.  | Denver (10)        | 557 |
| 3.  | Minnesota (3)      | 528 |
| 4.  | St. Cloud State    | 446 |
| 5.  | Michigan State     | 432 |
| 6.  | Boston University  | 385 |
| 7.  | Maine              | 373 |
| 8.  | Cornell            | 308 |
| 9.  | Michigan           | 289 |
| 10. | Colorado College   | 267 |

## Stats By Class

|               | G-A--Pts    | P/M    | PP | SH | GW |
|---------------|-------------|--------|----|----|----|
| Senior (6)    | 61-94--155  | 71/153 | 27 | 3  | 7  |
| Junior (4)    | 43-38--80   | 69/168 | 13 | 2  | 7  |
| Sophomore (7) | 53-112--165 | 78/156 | 15 | 4  | 9  |
| Freshman (7)  | 30-53--83   | 41/82  | 4  | 3  | 6  |

|        |              |   |
|--------|--------------|---|
| GAME 1 | MINNESOTA    | 7 |
|        | North Dakota | 5 |

Oct. 5, 2001  
Engelstad Arena  
Grand Forks, N.D.

| Scoring      | 1 | 2 | 3 | OT | F |
|--------------|---|---|---|----|---|
| Minnesota    | 2 | 1 | 4 | -  | 7 |
| North Dakota | 4 | 1 | 0 | -  | 5 |

1ST PERIOD — UND: Mazurak (unassisted), 6:00; Minn: Erickson (Wendell), 6:30; UND: Lundbohm (Spiewak), 8:41; UND: Lundbohm (Spiewak, Notermann), 16:07; Minn: Leopold (P. Martin), 18:30, shg; UND: Bayda (Lundbohm, Schneekloth), 18:41, ppg.  
2ND PERIOD — Minn: Taffe (Riddle), 0:31; UND: Jones (Lundbohm), 9:58.  
3RD PERIOD — Minn: Leopold (Pohl, P. Martin), 0:27, ppg; Minn: Taffe (Anthony, Ballard), 2:01; Minn: Waibel (Ballard), 3:25; Minn: Koalska (Potulny, P. Martin), 8:44.

Shots on Goal: Minnesota 12-14-14--40, North Dakota 8-10-4--22  
Power Plays: Minnesota 1-4, North Dakota 1-3  
Goalies: Minnesota: Hauser (20:00, 8 shots, 4 svs), Weber (40:00, 14 shots, 13 svs); North Dakota: Kollar (48:44, 35 shots, 28 svs), Brandt (11:16, 5 shots, 5 svs)  
Penalties: Minnesota 6-12, North Dakota 7-14  
Att: 11, 690

|        |               |   |
|--------|---------------|---|
| GAME 2 | Bemidji State | 2 |
|        | MINNESOTA     | 7 |

Oct. 19, 2001  
Mariucci Arena

| Scoring       | 1 | 2 | 3 | OT | F |
|---------------|---|---|---|----|---|
| Bemidji State | 1 | 0 | 1 | -  | 2 |
| Minnesota     | 3 | 3 | 1 | -  | 7 |

1ST PERIOD — Minn: Wendell (Leopold, Koalska), 3:49, ppg; Minn: Tallackson (P. Martin, Stevens), 5:12; BSU: Knott (Nanowski, Methven), 10:03; Minn: Riddle (Koalska, Stevens), 14:05, ppg.  
2ND PERIOD — Minn: Pohl (Ballard), 6:45, ppg; Minn: Riddle (Tallackson, Koalska), 9:39, ppg; Minn: Leopold (Pohl, Wendell), 14:57, ppg.  
3RD PERIOD — Minn: Pohl (Leopold, P. Martin), 10:49, BSU: Riddell (unassisted), 18:24, ppg.

Shots on Goal: Bemidji State 5-6-11--22, Minnesota 11-14-6--31  
Power Plays: Bemidji State 1-5, Minnesota 5-7  
Goalies: BSU: Hunt (31 shots, 24 svs), Minnesota: Weber (22 shots, 20 svs)  
Penalties: Bemidji State 7-14, Minnesota 5-10  
Att: 9,569

|        |               |   |
|--------|---------------|---|
| GAME 3 | Bemidji State | 1 |
|        | MINNESOTA     | 7 |

Oct. 20, 2001  
Mariucci Arena

| Scoring       | 1 | 2 | 3 | OT | F |
|---------------|---|---|---|----|---|
| Bemidji State | 0 | 0 | 1 | -  | 1 |
| Minnesota     | 3 | 1 | 3 | -  | 7 |

1ST PERIOD — Minn: Pohl (Leopold, Taffe), 1:33, ppg; Minn: Taffe (Riddle, Angell), 15:03; Minn: P. Martin (Riddle), 18:19.  
2ND PERIOD — Minn: Taffe 2 (Wendell, Leopold), 10:30, ppg.  
3RD PERIOD — Minn: Pohl 2 (Ballard, Taffe), 2:29, ppg; Minn: Riddle (Taffe), 9:28, shg; BSU: Riddell (Chiodo), 14:47; Minn: O'Leary (MacKinnon, Fleming), 19:17.

Shots on Goal: Bemidji State 5-9-6--20, Minnesota 22-13-11--46  
Power Plays: Bemidji State 0-4, Minnesota 3-5  
Goalies: BSU: Hunt (46 shots, 39 svs), Minnesota: Hauser (20 shots, 19 svs)  
Penalties: Bemidji State 6-12, Minnesota 5-10  
Att: 9,562

|        |           |   |
|--------|-----------|---|
| GAME 4 | Colgate   | 0 |
|        | MINNESOTA | 8 |

Oct. 26, 2001  
Mariucci Arena

| Scoring   | 1 | 2 | 3 | OT | F |
|-----------|---|---|---|----|---|
| Colgate   | 0 | 0 | 0 | -  | 0 |
| Minnesota | 4 | 2 | 2 | -  | 8 |

1ST PERIOD — Minn: Ballard (Angell, Smaagaard), 2:06; Minn: P. Martin (Taffe, Pohl), 12:29, ppg; Minn: Koalska (Tallackson), 17:19; Minn: Riddle (Wendell, Koalska), 18:43, ppg.  
2ND PERIOD — Minn: Anthony (Erickson, Angell), 12:39; Minn: Taffe (P. Martin, Pohl), 13:40, ppg.  
3RD PERIOD — Minn: Riddle 2 (unassisted), 18:37; Minn: Anthony 2 (Erickson, J. Martin), 19:14.

Shots on Goal: Colgate 5-6-7--18, Minnesota 14-12-10--36  
Power Plays: Colgate 0-5, Minnesota 3-7  
Goalies: Colgate: Lefevre (20:00, 14 shots, 10 svs), Silverthorn (40:00, 22 shots, 18 svs); Minnesota: Hauser (18 shots, 18 svs)  
Penalties: Colgate 12-24, Minnesota 10-20  
Att: 9,684

|        |           |   |
|--------|-----------|---|
| GAME 5 | Colgate   | 0 |
|        | MINNESOTA | 9 |

Oct. 27, 2001  
Mariucci Arena

| Scoring   | 1 | 2 | 3 | OT | F |
|-----------|---|---|---|----|---|
| Colgate   | 0 | 0 | 0 | -  | 0 |
| Minnesota | 4 | 3 | 2 | -  | 9 |

1ST PERIOD — Minn: Taffe (Potulny, P. Martin), 4:40, ppg; Minn: Koalska (Pohl), 10:06, shg; Minn: Potulny (P. Martin, Pohl), 14:35; Minn: Potulny 2 (Taffe), 16:03.  
2ND PERIOD — Minn: Ballard (Koalska), 10:03, shg; Minn: Leopold (Anthony), 14:24; Minn: O'Leary (Pohl, Stevens), 18:22.  
3RD PERIOD — Minn: Koalska (Pohl, Stevens), 4:17; Minn: Tallackson (Pohl, Koalska), 8:07, ppg.

Shots on Goal: Colgate 7-7-14--28, Minnesota 14-13-11--38  
Power Plays: Colgate 0-5, Minnesota 2-5  
Goalies: Colgate: Cann (40:00, 27 shots, 20 svs), Silverthorn (20:00, 11 shots, 9 svs); Minnesota: Johnson (28 shots, 28 svs)  
Penalties: Colgate 10-20, Minnesota 10-20  
Att: 9,730

|        |               |   |
|--------|---------------|---|
| GAME 6 | MINNESOTA     | 7 |
|        | Michigan Tech | 3 |

Nov. 2, 2001  
Houghton, Mich.

| Scoring       | 1 | 2 | 3 | OT | F |
|---------------|---|---|---|----|---|
| Minnesota     | 1 | 5 | 1 | -  | 7 |
| Michigan Tech | 2 | 1 | 0 | -  | 3 |

1ST PERIOD — MTU: Pittis (Engelhardt, Brown), 6:02; Minn: Riddle (Angell), 11:17; MTU: Lenton (Murphy, Engelhardt), 14:23, 4x4.  
2ND PERIOD — MTU: Rankin (Werner, Doetzel), 6:46; Minn: Pohl (Stevens, Koalska), 8:03; Minn: P. Martin (Pohl, Taffe), 9:10, ppg; Minn: Taffe (Nenovich, Riddle), 10:26; Minn: Anthony (Angell, Ballard), 13:31; Minn: Wendell (Leopold, Anthony), 13:40.  
3RD PERIOD — Minn: Taffe 2 (Potulny, Angell), 19:23.

Shots on Goal: Minnesota 12-15-16--43, Michigan Tech 13-6-8--27  
Power Plays: Minnesota 1-6, Michigan Tech 0-3  
Goalies: Minnesota: Hauser (27 shots, 24 svs); Michigan Tech: Rogers (43 shots, 36 svs)  
Penalties: Minnesota 6-12, Michigan Tech 9-18  
Att: 2,555

|                                 |                      |          |
|---------------------------------|----------------------|----------|
| <b>GAME 7</b>                   | <b>MINNESOTA</b>     | <b>5</b> |
| Nov. 3, 2001<br>Houghton, Mich. | <b>Michigan Tech</b> | <b>5</b> |

| Scoring       | 1 | 2 | 3 | OT | F |
|---------------|---|---|---|----|---|
| Minnesota     | 1 | 2 | 2 | 0  | 5 |
| Michigan Tech | 4 | 1 | 0 | 0  | 5 |

1ST PERIOD — MTU: Wilson (Kaiman, Pittis), 6:29; MTU: Perez (Greco), 7:50; MTU: Wilson (Rankin, Werner), 15:40; MTU: Perez (Cabana, Patterson), 17:05, ppg; Minn: Potulny (Leopold, P. Martin), 18:32, ppg.  
 2ND PERIOD — MTU: Perez (Cabana, Pittis), 1:28; Minn: Riddle (Stevens, Koalska), 8:01, 4x4; Minn: Fleming (Waibel), 15:29, shg.  
 3RD PERIOD — Minn: Pohl (Leopold, Hauser), 8:04, ppg; Minn: Leopold (Pohl), 18:51, ppg.

Shots on Goal: Minnesota 11-13-15-2--41, Michigan Tech 14-10-8-0--32  
 Power Plays: Minnesota 3-8, Michigan Tech 1-8  
 Goalies: Minnesota: Weber (17:05, 13 shots, 9 svcs), Hauser (47:55, 19 shots, 18 svcs); Michigan Tech: Ellsworth (41 shots, 36 svcs)  
 Penalties: Minnesota 10-20, Michigan Tech 10-20  
 Att: 2,545

|                                |                     |          |
|--------------------------------|---------------------|----------|
| <b>GAME 8</b>                  | <b>MSU, Mankato</b> | <b>3</b> |
| Nov. 9, 2001<br>Mariucci Arena | <b>MINNESOTA</b>    | <b>5</b> |

| Scoring      | 1 | 2 | 3 | OT | F |
|--------------|---|---|---|----|---|
| MSU, Mankato | 1 | 1 | 1 | -  | 3 |
| Minnesota    | 1 | 3 | 1 | -  | 5 |

1ST PERIOD — Minn: Taffe (P. Martin, Leopold), 7:40, ppg, 5x3; MSUM: Cunningham (Jackman, Abel), 14:03, ppg.  
 2ND PERIOD — Minn: Leopold (unassisted), 0:22; MSUM: Abel (Johns, Mauer), 11:44, ppg; Minn: Pohl (Taffe, Potulny), 15:33, ppg; Minn: Leopold (Pohl), 18:36.  
 3RD PERIOD — MSUM: Joseph (Bassett, Kern), 5:05; Minn: Pohl (Koalska, P. Martin), 7:49, ppg.

Shots on Goal: MSU, Mankato 6-13-8--27, Minnesota 9-12-11--32  
 Power Plays: MSU, Mankato 2-10, Minnesota 3-8  
 Goalies: MSU, Mankato: Volp (59:19, 32 shots, 27 svcs), Minnesota: Hauser (27 shots, 24 svcs)  
 Penalties: MSU, Mankato 9-18, Minnesota 11-22  
 Att: 9,804

|                                 |                     |          |
|---------------------------------|---------------------|----------|
| <b>GAME 9</b>                   | <b>MSU, Mankato</b> | <b>2</b> |
| Nov. 10, 2001<br>Mariucci Arena | <b>MINNESOTA</b>    | <b>4</b> |

| Scoring      | 1 | 2 | 3 | OT | F |
|--------------|---|---|---|----|---|
| MSU, Mankato | 2 | 0 | 0 | -  | 2 |
| Minnesota    | 0 | 2 | 2 | -  | 4 |

1ST PERIOD — MSUM: Bourne (Mauer, Hedlund), 4:18, ppg; MSUM: Kern (Joseph, Bourne), 11:32, ppg.  
 2ND PERIOD — Minn: Koalska (Stevens, Riddle), 3:19; Minn: Leopold (P. Martin), 11:52.  
 3RD PERIOD — Minn: Ballard (Potulny, Pohl), 5:46; Minn: Taffe (P. Martin), 19:48, 4x4, eng.

Shots on Goal: MSU, Mankato 13-7-13--33, Minnesota 15-21-16--52  
 Power Plays: MSU, Mankato 2-5, Minnesota 1-6  
 Goalies: MSU, Mankato: Volp (59:21, 51 shots, 48 svcs), Minnesota: Johnson (33 shots, 31 svcs)  
 Penalties: MSU, Mankato 9-18, Minnesota 8-16  
 Att: 9,871

|                                 |                         |          |
|---------------------------------|-------------------------|----------|
| <b>GAME 10</b>                  | <b>Minnesota-Duluth</b> | <b>1</b> |
| Nov. 16, 2001<br>Mariucci Arena | <b>MINNESOTA</b>        | <b>5</b> |

| Scoring          | 1 | 2 | 3 | OT | F |
|------------------|---|---|---|----|---|
| Minnesota-Duluth | 0 | 1 | 0 | -  | 1 |
| Minnesota        | 2 | 2 | 1 | -  | 5 |

1ST PERIOD — Minn: Potulny (Taffe, Leopold), 0:43, ppg; Minn: Tallackson (DeMarchi, Pohl), 16:48.  
 2ND PERIOD — UMD: Hammond (Hambly), 3:45; Minn: Angell (Riddle), 10:05, shg; Minn: Anthony (unassisted), 10:15, shg.  
 3RD PERIOD — Minn: Pohl (Hauser), 11:03.

Shots on Goal: UMD 5-11-5--21, Minnesota 11-15-14--40  
 Power Plays: UMD 0-5, Minnesota 1-5  
 Goalies: UMD: Coole (30:15, 21 shots, 17 svcs), Anderson (29:45, 19 shots, 18 svcs); Minnesota: Hauser (21 shots, 20 svcs)  
 Penalties: UMD 7-14, Minnesota 7-14  
 Att: 9,899

|                                 |                         |          |
|---------------------------------|-------------------------|----------|
| <b>GAME 11</b>                  | <b>Minnesota-Duluth</b> | <b>3</b> |
| Nov. 17, 2001<br>Mariucci Arena | <b>MINNESOTA</b>        | <b>5</b> |

| Scoring          | 1 | 2 | 3 | OT | F |
|------------------|---|---|---|----|---|
| Minnesota-Duluth | 1 | 2 | 0 | -  | 3 |
| Minnesota        | 2 | 2 | 1 | -  | 5 |

1ST PERIOD — UMD: Reiersen (Francisco), 8:47, ppg; Minn: Fleming (Waibel), 16:04, shg; Minn: Leopold (Pohl, Potulny), 18:56, ppg.  
 2ND PERIOD — UMD: Medak (Hambly), 0:35; UMD: Francisco (Geisler, Hambly), 3:36, ppg; Minn: Waibel (Koalska), 11:05; Minn: Koalska (Wendell, Ballard), 13:38, ppg.  
 3RD PERIOD — Minn: Wendell (Ballard, Riddle), 11:06, ppg.

Shots on Goal: UMD 5-6-8--19, Minnesota 11-18-12--41  
 Power Plays: UMD 2-5, Minnesota 3-6  
 Goalies: UMD: Anderson (58:41, 41 shots, 36 svcs); Minnesota: Johnson (23:36, 7 shots, 4 svcs), Hauser (36:24, 12 shots, 12 svcs)  
 Penalties: UMD 9-18, Minnesota 9-29  
 Att: 9,917

|                                   |                  |          |
|-----------------------------------|------------------|----------|
| <b>GAME 12</b>                    | <b>MINNESOTA</b> | <b>5</b> |
| Nov. 23, 2001<br>Ann Arbor, Mich. | <b>Michigan</b>  | <b>2</b> |

| Scoring   | 1 | 2 | 3 | OT | F |
|-----------|---|---|---|----|---|
| Minnesota | 3 | 1 | 1 | -  | 5 |
| Michigan  | 0 | 1 | 1 | -  | 2 |

1ST PERIOD — Minn: Ballard (unassisted), 2:09; Minn: Taffe (Potulny), 5:06; Minn: Taffe 2 (Pohl, P. Martin), 6:51, ppg.  
 2ND PERIOD — Mich: Vancik (Shouneyia), 9:13; Minn: Taffe 3 (DeMarchi), 14:36.  
 3RD PERIOD — Minn: DeMarchi (unassisted), 3:09; Mich: Komisarek (Shouneyia), 8:14.

Shots on Goal: Minnesota 10-12-10--32, Michigan 13-6-16--35  
 Power Plays: Minnesota 1-3, Michigan 0-2  
 Goalies: Minnesota: Hauser (35 shots, 33 svcs); Michigan: Blackburn (43:56, 25 shots, 20 svcs), O'Malley (16:04, 7 shots, 7 svcs)  
 Penalties: Minnesota 3-6, Michigan 4-8  
 Att: 6,917

|                                    |                       |          |
|------------------------------------|-----------------------|----------|
| <b>GAME 13</b>                     | <b>MINNESOTA</b>      | <b>4</b> |
| Nov. 25, 2001<br>E. Lansing, Mich. | <b>Michigan State</b> | <b>4</b> |

| Scoring        | 1 | 2 | 3 | OT | F |
|----------------|---|---|---|----|---|
| Minnesota      | 2 | 1 | 1 | 0  | 4 |
| Michigan State | 1 | 1 | 2 | 0  | 4 |

1ST PERIOD — MSU: Slater (Jackson, Radunske), 7:00, ppg; Minn: MacKinnon (Fleming, O'Leary), 7:25; Minn: Potulny (Taffe, Pohl), 19:45, ppg.  
2ND PERIOD — Minn: Wendell (Koalska, Riddle), 5:07, ppg; MSU: Goode-now (Fast, Hutchinson), 7:38, ppg.  
3RD PERIOD — MSU: Hall (Slater, Fast), 1:14, ppg, 5x3; MSU: Maloney (Lalonde, Keith), 7:05; Minn: Tallackson (Pohl), 17:51.

Shots on Goal: Minnesota 13-11-13-1--38, Michigan State 7-3-13-1--24  
Power Plays: Minnesota 2-7, Michigan State 3-8  
Goalies: Minnesota: Hauser (24 shots, 20 svs); Michigan State: Miller (38 shots, 34 svs)  
Penalties: Minnesota 14-28, Michigan 12-27  
Att: 6,871

|                                 |                        |          |
|---------------------------------|------------------------|----------|
| <b>GAME 14</b>                  | <b>St. Cloud State</b> | <b>3</b> |
| Nov. 30, 2001<br>Mariucci Arena | <b>MINNESOTA</b>       | <b>2</b> |

| Scoring         | 1 | 2 | 3 | OT | F |
|-----------------|---|---|---|----|---|
| St. Cloud State | 1 | 2 | 0 | -  | 3 |
| Minnesota       | 1 | 0 | 1 | -  | 2 |

1ST PERIOD — SCSU: Doyle (DiCasmirro, Szabo), 5:31, ppg; Minn: Leopold (Taffe, P. Martin), 9:01, ppg, 5x3.  
2ND PERIOD — SCSU: Eastman (DiCasmirro, Gens), 6:19; SCSU: Hendricks (Malone, Motzko), 17:04, ppg.  
3RD PERIOD — Minn: Tallackson (Ballard, Stevens), 9:49, ppg.

Shots on Goal: St. Cloud State 9-5-8--22, Minnesota 17-5-17--39  
Power Plays: St. Cloud State 2-3, Minnesota 2-6  
Goalies: St. Cloud State: Weasler (39 shots, 37 svs), Minnesota: Hauser (59:12, 22 shots, 19 svs)  
Penalties: St. Cloud State 7-14, Minnesota 3-6  
Att: 10,231

|                                  |                        |          |
|----------------------------------|------------------------|----------|
| <b>GAME 15</b>                   | <b>MINNESOTA</b>       | <b>2</b> |
| Dec. 1, 2001<br>St. Cloud, Minn. | <b>St. Cloud State</b> | <b>2</b> |

| Scoring         | 1 | 2 | 3 | OT | F |
|-----------------|---|---|---|----|---|
| Minnesota       | 0 | 0 | 2 | 0  | 2 |
| St. Cloud State | 0 | 2 | 0 | 0  | 2 |

1ST PERIOD — No Scoring.  
2ND PERIOD — SCSU: DiCasmirro (Finger), 18:18; SCSU: Cullen (Malone, Motzko), 19:53, ppg.  
3RD PERIOD — Minn: Tallackson (Stevens, Fleming), 1:42; Minn: Leopold (Taffe, P. Martin), 9:58, ppg.

Shots on Goal: Minnesota 8-10-8-1--27, St. Cloud State 13-19-13-2--47  
Power Plays: Minnesota 1-4, St. Cloud State 1-7  
Goalies: Minnesota: Hauser (47 shots, 45 svs); St. Cloud State: Moreland (20:00, 8 shots, 8 svs), Weasler (19 shots, 17 svs),  
Penalties: Minnesota 9-18, St. Cloud State 6-12  
Att: 6,685

|                               |                  |          |
|-------------------------------|------------------|----------|
| <b>GAME 16</b>                | <b>MINNESOTA</b> | <b>2</b> |
| Dec. 7, 2001<br>Denver, Colo. | <b>Denver</b>    | <b>1</b> |

| Scoring   | 1 | 2 | 3 | OT | F |
|-----------|---|---|---|----|---|
| Minnesota | 1 | 1 | 0 | -  | 2 |
| Denver    | 0 | 0 | 1 | -  | 1 |

1ST PERIOD — Minn: P. Martin (Riddle, Pohl), 12:46.  
2ND PERIOD — Minn: Wendell (Ballard), 7:11.  
3RD PERIOD — DU: Fulghum (MacKenzie, Bull), 12:20.

Shots on Goal: Minnesota 9-6-8--23, Denver 8-12-11--31  
Power Plays: Minnesota 0-5, Denver 0-6  
Goalies: Minnesota: Hauser (31 shots, 30 svs); Denver: Dubielewicz (23 shots, 21 svs)  
Penalties: Minnesota 7-14, Denver 6-12  
Att: 6,013

|                               |                  |          |
|-------------------------------|------------------|----------|
| <b>GAME 17</b>                | <b>MINNESOTA</b> | <b>3</b> |
| Dec. 8, 2001<br>Denver, Colo. | <b>Denver</b>    | <b>4</b> |

| Scoring   | 1 | 2 | 3 | OT | F |
|-----------|---|---|---|----|---|
| Minnesota | 1 | 1 | 1 | -  | 3 |
| Denver    | 2 | 1 | 1 | -  | 4 |

1ST PERIOD — DU: Bull (Fulghum, Adams), 6:55; Minn: Koalska (Potulny, DeMarchi), 8:38; DU: Doell (Cook, Weber), 10:05.  
2ND PERIOD — DU: MacKenzie (Fulghum, Doell), 5:07, ppg; Minn: Potulny (Waibel, Koalska), 10:54.  
3RD PERIOD — DU: Paradise (Ulanski, James), 1:24; Minn: Riddle (Pohl, Leopold), 2:39, shg.

Shots on Goal: Minnesota 9-14-8--31, Denver 16-7-7--30  
Power Plays: Minnesota 0-3, Denver 1-6  
Goalies: Minnesota: Hauser (58:43, 30 shots, 26 svs); Denver: Berkhoel (31 shots, 28 svs)  
Penalties: Minnesota 11-22, Denver 8-16  
Att: 6,013

|                                 |                     |          |
|---------------------------------|---------------------|----------|
| <b>GAME 18</b>                  | <b>Ferris State</b> | <b>2</b> |
| Dec. 28, 2001<br>Mariucci Arena | <b>MINNESOTA</b>    | <b>3</b> |

| Scoring      | 1 | 2 | 3 | OT | F |
|--------------|---|---|---|----|---|
| Ferris State | 0 | 2 | 0 | -  | 2 |
| Minnesota    | 0 | 1 | 2 | -  | 3 |

1ST PERIOD — No Scoring.  
2ND PERIOD — FSU: Nesbitt (D. McIver), 1:34; Minn: Taffe (O'Leary, Fleming), 6:07; FSU: D. McIver (Lewandowski, Kinnie), 17:57.  
3RD PERIOD — Minn: P. Martin (unassisted), 4:06; Minn: Taffe 2 (P. Martin, Pohl), 9:11, ppg.

Shots on Goal: Ferris State 7-7-13--27, Minnesota 14-10-8--32  
Power Plays: Ferris State 0-3, Minnesota 1-4  
Goalies: FSU: Brown (58:31, 32 shots, 29 svs); Minnesota: Hauser (27 shots, 25 svs)  
Penalties: Ferris State 5-10, Minnesota 4-8  
Att: 10,040

|                                 |                   |          |
|---------------------------------|-------------------|----------|
| <b>GAME 19</b>                  | <i>Providence</i> | <b>1</b> |
| Dec. 29, 2001<br>Mariucci Arena | <b>MINNESOTA</b>  | <b>6</b> |

| Scoring    | 1 | 2 | 3 | OT | F |
|------------|---|---|---|----|---|
| Providence | 0 | 1 | 0 | -  | 1 |
| Minnesota  | 3 | 1 | 2 | -  | 6 |

1ST PERIOD — Minn: Tallackson (Pohl, Leopold), 1:00; Minn: Wendell (Smaagaard, Pohl), 8:47; Minn: Taffe (Pohl, Stevens), 16:42, ppg.  
 2ND PERIOD — PC: Suderman (Carpentier, Kelly), 13:55; Minn: Pohl (Wendell, DeMarchi), 14:57.  
 3RD PERIOD — Minn: Pohl 2 (Taffe, P. Martin), 4:18, ppg; Minn: Stevens (MacKinnon, Fleming), 14:14.

Shots on Goal: Providence 6-16-3--25, Minnesota 16-14-20--50  
 Power Plays: Providence 0-5, Minnesota 2-6  
 Goalies: PC: Schaefer (50 shots, 44 sv); Minnesota: Weber (25 shots, 24 sv)  
 Penalties: Providence 10-20, Minnesota 9-18  
 Att: 10,074

|                                |                     |          |
|--------------------------------|---------------------|----------|
| <b>GAME 20</b>                 | <i>North Dakota</i> | <b>4</b> |
| Jan. 5, 2002<br>Mariucci Arena | <b>MINNESOTA</b>    | <b>3</b> |

| Scoring      | 1 | 2 | 3 | OT | F |
|--------------|---|---|---|----|---|
| North Dakota | 0 | 0 | 4 | -  | 4 |
| Minnesota    | 2 | 0 | 1 | -  | 3 |

1ST PERIOD — Minn: Riddle (J. Martin, Angell), 1:57; Minn: Taffe (Pohl, Potulny), 8:03, ppg.  
 2ND PERIOD — No Scoring.  
 3RD PERIOD — UND: Canady (Connelly), 2:19; UND: Massen (Skarperud), 9:27; UND: Bayda (Skarperud, Bochenki), 15:44; UND: Notermann (Spiewak), 19:00, eng; Minn: Potulny (Leopold, Taffe), 19:57.

Shots on Goal: North Dakota 8-5-11--25, Minnesota 10-13-17--40  
 Power Plays: North Dakota 0-5, Minnesota 1-6  
 Goalies: UND: Siembada (40 shots, 37 sv); Minnesota: Hauser (58:59, 25 shots, 21 sv)  
 Penalties: North Dakota 7-14, Minnesota 6-12  
 Att: 10,214

|                                |                     |          |
|--------------------------------|---------------------|----------|
| <b>GAME 21</b>                 | <i>North Dakota</i> | <b>1</b> |
| Jan. 6, 2002<br>Mariucci Arena | <b>MINNESOTA</b>    | <b>2</b> |

| Scoring      | 1 | 2 | 3 | OT | F |
|--------------|---|---|---|----|---|
| North Dakota | 1 | 0 | 0 | -  | 1 |
| Minnesota    | 0 | 0 | 2 | -  | 2 |

1ST PERIOD — UND: Fuher (Canady, Skarperud), 4:35.  
 2ND PERIOD — No Scoring.  
 3RD PERIOD — Minn: Leopold (Riddle, Pohl), 12:17, 4x4; Minn: Leopold 2 (Potulny), 18:26.

Shots on Goal: North Dakota 10-9-3--22, Minnesota 10-20-8--38  
 Power Plays: North Dakota 0-3, Minnesota 0-5  
 Goalies: UND: Siembada (59:04, 38 shots, 36 sv); Minnesota: Weber (22 shots, 21 sv)  
 Penalties: North Dakota 7-14, Minnesota 5-10  
 Att: 10,183

|                                |                  |          |
|--------------------------------|------------------|----------|
| <b>GAME 22</b>                 | <i>MINNESOTA</i> | <b>3</b> |
| Jan. 11, 2002<br>Madison, Wis. | <i>Wisconsin</i> | <b>8</b> |

| Scoring   | 1 | 2 | 3 | OT | F |
|-----------|---|---|---|----|---|
| Minnesota | 1 | 1 | 1 | -  | 3 |
| Wisconsin | 2 | 3 | 3 | -  | 8 |

1ST PERIOD — UW: Hussey (unassisted), 7:34; UW: Murray (Hukalo), 10:27; Minn: Waibel (Fleming, Stevens), 12:32.  
 2ND PERIOD — UW: Leavitt (Doman, Fahey), 4:12; UW: Wheeler (Heisler, Vega), 7:26, shg; Minn: Pohl (Leopold, Potulny), 9:01, ppg; UW: Wheeler 2 (Hukalo, Murray), 18:43.  
 3RD PERIOD — UW: Winchester (Hussey, Davyduke), 7:23; Minn: Taffe (Leopold, Pohl), 10:13, ppg; UW: Leavitt (Bourque, Doman), 14:15; UW: Murray (unassisted), 16:12, shg.

Shots on Goal: Minnesota 13-21-19--53, Wisconsin 10-13-4--27  
 Power Plays: Minnesota 2-8, Wisconsin 1-5  
 Goalies: Minnesota: Hauser (40:00, 23 shots, 18 sv), Weber (20:00, 4 shots, 1 sv); Wisconsin: Kabatoff (53 shots, 50 sv)  
 Penalties: Minnesota 7-14, Wisconsin 10-20  
 Att: 12,937

|                                |                  |          |
|--------------------------------|------------------|----------|
| <b>GAME 23</b>                 | <i>MINNESOTA</i> | <b>6</b> |
| Jan. 12, 2002<br>Madison, Wis. | <i>Wisconsin</i> | <b>2</b> |

| Scoring   | 1 | 2 | 3 | OT | F |
|-----------|---|---|---|----|---|
| Minnesota | 2 | 2 | 2 | -  | 6 |
| Wisconsin | 1 | 0 | 1 | -  | 2 |

1ST PERIOD — UW: Hussey (Jackson, Davyduke), 4:28, ppg; Minn: Waibel (Stevens, P. Martin), 8:03; Minn: Taffe (Riddle, Potulny), 8:49.  
 2ND PERIOD — Minn: Smaagaard (P. Martin, J. Martin), 8:14; Minn: Tallackson (Wendell, Pohl), 11:22.  
 3RD PERIOD — Minn: Riddle (unassisted), 2:54, shg; Minn: Leopold (Koalska, P. Martin), 6:03, ppg; UW: Davyduke (Jackson), 14:57, ppg.

Shots on Goal: Minnesota 13-13-7--33, Wisconsin 11-15-10--36  
 Power Plays: Minnesota 1-4, Wisconsin 2-7  
 Goalies: Minnesota: Hauser (36 shots, 34 sv); Wisconsin: Kabatoff (47:14, 30 shots, 24 sv), Bruckler (12:46, 3 shots, 3 sv)  
 Penalties: Minnesota 13-48, Wisconsin 10-20  
 Att: 14,711

|                                    |                         |          |
|------------------------------------|-------------------------|----------|
| <b>GAME 24</b>                     | <i>MINNESOTA</i>        | <b>3</b> |
| Jan. 18, 2002<br>Anchorage, Alaska | <i>Alaska Anchorage</i> | <b>3</b> |

| Scoring          | 1 | 2 | 3 | OT | F |
|------------------|---|---|---|----|---|
| Minnesota        | 1 | 0 | 2 | 0  | 3 |
| Alaska Anchorage | 0 | 1 | 2 | 0  | 3 |

1ST PERIOD — Minn: Tallackson (Fleming, Ballard), 4:32.  
 2ND PERIOD — UAA: Hopson (Digel, Green), 13:10.  
 3RD PERIOD — Minn: Pohl (Leopold, P. Martin), 0:26, ppg; Minn: Potulny (Pohl, P. Martin), 4:11, ppg; UAA: Steward (Scott), 5:39, shg; UAA: Cygan (Zaporzan, Shasby), 19:59.

Shots on Goal: Minnesota 5-11-6-1--23, Alaska Anchorage 8-10-4-1--23  
 Power Plays: Minnesota 2-6, Alaska Anchorage 0-4  
 Goalies: Minnesota: Hauser (23 shots, 20 sv); UAA: Reiter (64:25, 23 shots, 20 sv)  
 Penalties: Minnesota 8-24, Alaska Anchorage 7-25  
 Att: 4,658

|                                    |                         |          |
|------------------------------------|-------------------------|----------|
| <b>GAME 25</b>                     | <b>MINNESOTA</b>        | <b>5</b> |
| Jan. 19, 2002<br>Anchorage, Alaska | <b>Alaska Anchorage</b> | <b>2</b> |

| Scoring          | 1 | 2 | 3 | OT | F |
|------------------|---|---|---|----|---|
| Minnesota        | 1 | 2 | 2 | -  | 5 |
| Alaska Anchorage | 1 | 0 | 1 | -  | 2 |

1ST PERIOD — UAA: Novak (Chytko, Shasby), 8:50; Minn: Taffe (Wendell), 11:10, delayed penalty.

2ND PERIOD — Minn: Riddle (P. Martin, Taffe), 7:40; Minn: Potulny (Riddle, Leopold), 9:28.

3RD PERIOD — UAA: Hessler (Chytko, Shasby), 5:16; Minn: P. Martin (Fleming, Pohl), 16:02; Minn: Taffe (Pohl), 19:08, eng.

Shots on Goal: Minnesota 6-12-8--26, Alaska Anchorage 7-6-9--22

Power Plays: Minnesota 0-2 Alaska Anchorage 0-2

Goalies: Minnesota: Weber (22 shots, 20 svcs); UAA: King (59:16, 26 shots, 21 svcs)

Penalties: Minnesota 3-6, Alaska Anchorage 4-19

Att: 5,230

|                                 |                  |          |
|---------------------------------|------------------|----------|
| <b>GAME 26</b>                  | <b>Denver</b>    | <b>3</b> |
| Jan. 25, 2002<br>Mariucci Arena | <b>MINNESOTA</b> | <b>1</b> |

| Scoring   | 1 | 2 | 3 | OT | F |
|-----------|---|---|---|----|---|
| Denver    | 0 | 2 | 1 | -  | 3 |
| Minnesota | 0 | 1 | 0 | -  | 1 |

1ST PERIOD — No Scoring.

2ND PERIOD — DU: Caldwell (Ulanski), 5:50; Minn: O'Leary (P. Martin, Koalska), 13:35; DU: Bull (unassisted), 19:48, shg.

3RD PERIOD — DU: Keith (unassisted), 0:27, shg.

Shots on Goal: Denver 5-9-7--21, Minnesota 9-9-17--35

Power Plays: Denver 0-1, Minnesota 0-3

Goalies: DU: Dubielewicz (35 shots, 34 svcs), Minn: Hauser (59:23, 21 shots, 18 svcs)

Penalties: Denver 5-10, Minnesota 3-6

Att: 10,176

|                                 |                  |          |
|---------------------------------|------------------|----------|
| <b>GAME 27</b>                  | <b>Denver</b>    | <b>1</b> |
| Jan. 26, 2002<br>Mariucci Arena | <b>MINNESOTA</b> | <b>6</b> |

| Scoring   | 1 | 2 | 3 | OT | F |
|-----------|---|---|---|----|---|
| Denver    | 0 | 1 | 0 | -  | 1 |
| Minnesota | 1 | 2 | 3 | -  | 6 |

1ST PERIOD — Minn: Pohl (Potulny, Taffe), 17:54, ppg.

2ND PERIOD — Minn: Wendell (Koalska), 13:01; DU: Dora (James, Weber), 15:43, 5x3 ppg; Minn: Ballard (Tallackson), 19:03.

3RD PERIOD — Minn: Ballard (Koalska, Riddle), 1:37, ppg; Minn: Taffe (Pohl, P. Martin), 14:13, ppg; Minn: Leopold (Pohl, Welch), 16:09, 4x4.

Shots on Goal: Denver 6-9-8--23, Minnesota 17-15-14--46

Power Plays: Denver 1-8, Minnesota 3-7

Goalies: DU: Berkhoel (46 shots, 40 svcs), Minn: Weber (23 shots, 22 svcs)

Penalties: Denver 14-28, Minnesota 15-30

Att: 10,217

|                               |                         |          |
|-------------------------------|-------------------------|----------|
| <b>GAME 28</b>                | <b>MINNESOTA</b>        | <b>2</b> |
| Feb. 1, 2002<br>Duluth, Minn. | <b>Minnesota-Duluth</b> | <b>5</b> |

| Scoring          | 1 | 2 | 3 | OT | F |
|------------------|---|---|---|----|---|
| Minnesota        | 1 | 1 | 0 | -  | 2 |
| Minnesota-Duluth | 1 | 4 | 0 | -  | 5 |

1ST PERIOD — UMD: Reiersson (Medak), 2:42, ppg; Minn: Taffe (Potulny, Riddle), 13:35.

2ND PERIOD — UMD: Schwabe (Otten, Carlson), 1:14, ppg; UMD: Medak (Nelson, Stauffacher), 7:37; UMD: Nelson (Petruic, Medak), 9:25, 4x4; UMD: Nelson (Reiersson, Medak), 13:13, ppg; Minn: Leopold (Tallackson, Koalska), 16:54, 4x4.

3RD PERIOD — No Scoring.

Shots on Goal: Minnesota 9-9-14--32, UMD 6-16-11--33

Power Plays: Minnesota 0-7, UMD 3-8

Goalies: Minn: Weber (29:25, 17 shots, 13 svcs), Hauser (30:35, 16 shots, 15 svcs);

UMD: Anderson (32 shots, 30 svcs)

Penalties: Minnesota 14-28, UMD 13-26

Att: 5,405

|                               |                         |          |
|-------------------------------|-------------------------|----------|
| <b>GAME 29</b>                | <b>MINNESOTA</b>        | <b>2</b> |
| Feb. 2, 2002<br>Duluth, Minn. | <b>Minnesota-Duluth</b> | <b>1</b> |

| Scoring          | 1 | 2 | 3 | OT | F |
|------------------|---|---|---|----|---|
| Minnesota        | 0 | 0 | 2 | -  | 2 |
| Minnesota-Duluth | 0 | 1 | 0 | -  | 1 |

1ST PERIOD — No Scoring.

2ND PERIOD — UMD: Francisco (Carlson), 6:13.

3RD PERIOD — Minn: Pohl (Leopold), 9:21; Minn: Taffe (Leopold, Pohl), 10:51, ppg.

Shots on Goal: Minnesota 17-15-12--44, UMD 9-16-8--33

Power Plays: Minnesota 1-4, UMD 0-2

Goalies: Minn: Hauser (33 shots, 32 svcs); UMD: Coole (58:06, 44 shots, 42 svcs)

Penalties: Minnesota 4-8, UMD 6-12

Att: 5,405

|                                      |                     |          |
|--------------------------------------|---------------------|----------|
| <b>GAME 30</b>                       | <b>MINNESOTA</b>    | <b>6</b> |
| Feb. 8, 2002<br>Grand Forks,<br>N.D. | <b>North Dakota</b> | <b>4</b> |

| Scoring      | 1 | 2 | 3 | OT | F |
|--------------|---|---|---|----|---|
| Minnesota    | 1 | 3 | 2 | -  | 6 |
| North Dakota | 1 | 0 | 3 | -  | 4 |

1ST PERIOD — Minn: O'Leary (Waibel, MacKinnon), 2:13; UND: Notermann (Spiewak, Lundbohm), 19:34.

2ND PERIOD — Minn: Taffe (Pohl, P. Martin), 1:59, ppg; Minn: Tallackson (Koalska, Angell), 5:10, ppg; Minn: Welch (Potulny), 18:19.

3RD PERIOD — UND: Jones (Hale), 8:07; Minn: Tallackson 2 (Koalska, P. Martin), 8:07; UND: Skarperud (Bayda, Lundbohm), 14:59; UND: Schneekloth (Bayda, Schneider), 18:32, ppg; Minn: Pohl (unassisted), 19:32, eng.

Shots on Goal: Minnesota 15-16-8--39, UND 14-9-10--33

Power Plays: Minnesota 2-3, UND 1-4

Goalies: Minn: Johnson (33 shots, 29 svcs); UND: Brandt (59:15, 39 shots, 33 svcs)

Penalties: Minnesota 8-16, UND 7-14

Att: 11,815

|                                      |                     |          |
|--------------------------------------|---------------------|----------|
| <b>GAME 31</b>                       | <b>MINNESOTA</b>    | <b>4</b> |
| Feb. 9, 2002<br>Grand Forks,<br>N.D. | <b>North Dakota</b> | <b>3</b> |

| Scoring      | 1 | 2 | 3 | OT | F |
|--------------|---|---|---|----|---|
| Minnesota    | 1 | 0 | 3 | -  | 4 |
| North Dakota | 2 | 1 | 0 | -  | 3 |

1ST PERIOD — UND: Lundbohm (Bayda, Skarperud), 6:20; UND: Schneider (Canady, Massen), 8:00; Minn: Fleming (Pohl), 16:34.  
2ND PERIOD — UND: Hale (McMahon), 0:24, 4x4.  
3RD PERIOD — Minn: Pohl (Taffe), 9:02, ppg; Minn: Pohl 2 (Leopold), 16:48; Minn: Waibel (Riddle), 19:50.

Shots on Goal: Minnesota 15-16-8-39, UND 14-9-10-33  
Power Plays: Minnesota 2-3, UND 1-4  
Goalies: Minn: Johnson (33 shots, 29 svcs); UND: Brandt (59:15, 39 shots, 33 svcs)  
Penalties: Minnesota 8-16, UND 7-14  
Att: 11,815

|                                 |                         |          |
|---------------------------------|-------------------------|----------|
| <b>GAME 32</b>                  | <b>Colorado College</b> | <b>6</b> |
| Feb. 15, 2002<br>Mariucci Arena | <b>MINNESOTA</b>        | <b>5</b> |

| Scoring          | 1 | 2 | 3 | OT | F |
|------------------|---|---|---|----|---|
| Colorado College | 2 | 1 | 3 | -  | 6 |
| Minnesota        | 0 | 4 | 1 | -  | 5 |

1ST PERIOD — CC: Hartsburg (J. Cullen, Jozsa), 8:08; CC: Hartsburg 2 (C. Stuart), 11:12.  
2ND PERIOD — Minn: Anthony (Riddle, Pohl), 1:03; Minn: DeMarchi (Riddle, Pohl), 3:54; CC: M. Cullen (Preissing), 8:36; Minn: Pohl (Riddle), 16:49, shg; Minn: Welch (Potulny, Leopold), 18:56.  
3RD PERIOD — CC: Jozsa (J. Cullen, Hartsburg), 3:16; CC: Kim (N. Clarke, Clark), 4:49; CC: N. Clarke (Clark), 9:39; Minn: Anthony 2 (Riddle, DeMarchi), 12:20.

Shots on Goal: Colorado College 11-6-13-30, Minnesota 16-21-11-48  
Power Plays: Colorado College 0-3, Minnesota 0-5  
Goalies: CC: Sanger (48 shots, 43 svcs), Minn: Weber (49:39, 30 shots, 24 svcs), Johnson (9:31, 0 shots, 0 svcs)  
Penalties: Colorado College 5-10, Minnesota 3-6  
Att: 10,219

|                                 |                         |          |
|---------------------------------|-------------------------|----------|
| <b>GAME 33</b>                  | <b>Colorado College</b> | <b>3</b> |
| Feb. 16, 2002<br>Mariucci Arena | <b>MINNESOTA</b>        | <b>7</b> |

| Scoring          | 1 | 2 | 3 | OT | F |
|------------------|---|---|---|----|---|
| Colorado College | 1 | 2 | 0 | -  | 3 |
| Minnesota        | 0 | 3 | 4 | -  | 7 |

1ST PERIOD — CC: C. Stuart (Heerema), 5:24, 4x4.  
2ND PERIOD — Minn: P. Martin (Taffe, Tallackson), 5:52; Minn: Anthony (DeMarchi, Pohl), 7:08; Minn: Angell (unassisted), 10:34; CC: Clarke (Clark), 11:36; CC: Kim (Clark, Petiot), 13:51.  
3RD PERIOD — Minn: Riddle (unassisted), 0:17, 4x4; Minn: Leopold (Pohl, Riddle), 1:30; Minn: Potulny (Pohl, Leopold), 5:20, ppg; Minn: Wendell (Riddle, J. Martin), 17:20.

Shots on Goal: Colorado College 10-13-5-28, Minnesota 6-10-9-25  
Power Plays: Colorado College 0-3, Minnesota 1-2  
Goalies: CC: Sanger (25 shots, 18 svcs), Minn: Hauser (28 shots, 25 svcs)  
Penalties: Colorado College 7-14, Minnesota 8-16  
Att: 10,221

|                                 |                  |          |
|---------------------------------|------------------|----------|
| <b>GAME 34</b>                  | <b>Wisconsin</b> | <b>3</b> |
| Feb. 22, 2002<br>Mariucci Arena | <b>MINNESOTA</b> | <b>6</b> |

| Scoring   | 1 | 2 | 3 | OT | F |
|-----------|---|---|---|----|---|
| Wisconsin | 0 | 2 | 1 | -  | 3 |
| Minnesota | 1 | 4 | 1 | -  | 6 |

1ST PERIOD — Minn: Taffe (Pohl), 17:24, ppg.  
2ND PERIOD — UW: Wheeler (Fahey, Kabotoff), 1:48; Minn: Pohl (Anthony, Leopold), 7:14; Minn: Taffe 2 (Welch), 9:55, shg; Minn: Welch (Taffe, Ballard), 12:12; Minn: DeMarchi (Anthony, Riddle), 12:32; UW: Vega (Wheeler, Davyduke), 13:01.  
3RD PERIOD — Minn: Anthony (Riddle, Pohl), 0:27; UW: Wheeler 2 (Boeser, Davyduke), 14:59.

Shots on Goal: Wisconsin 10-9-10-29, Minnesota 21-16-9-46  
Power Plays: Wisconsin 0-4, Minnesota 1-4  
Goalies: UW: Kabotoff (46 shots, 40 svcs), Minn: Hauser (29 shots, 26 svcs)  
Penalties: Wisconsin 5-10, Minnesota 5-10  
Att: 10,192

|                                 |                  |          |
|---------------------------------|------------------|----------|
| <b>GAME 35</b>                  | <b>Wisconsin</b> | <b>3</b> |
| Feb. 23, 2002<br>Mariucci Arena | <b>MINNESOTA</b> | <b>4</b> |

| Scoring   | 1 | 2 | 3 | OT | F |
|-----------|---|---|---|----|---|
| Wisconsin | 1 | 2 | 0 | 0  | 3 |
| Minnesota | 1 | 2 | 0 | 1  | 4 |

1ST PERIOD — UW: Jensen (Murray, Bourque), 11:47; Minn: Pohl (Potulny, Taffe), 17:23, ppg.  
2ND PERIOD — Minn: Pohl (Potulny), 13:11, ppg; Minn: Taffe (Welch, Stevens), 15:36; UW: Leavitt (Davyduke), 17:40, ppg; UW: Doman (Murray, Wozniowski), 18:30.  
3RD PERIOD — No Scoring.  
OVERTIME — Minn: Leopold (Tallackson), 2:01.

Shots on Goal: Wisconsin 13-9-12-0-34, Minnesota 11-13-6-2-32  
Power Plays: Wisconsin 1-5, Minnesota 2-7  
Goalies: UW: Bruckler (32 shots, 28 svcs), Minn: Hauser (34 shots, 31 svcs)  
Penalties: Wisconsin 10-20, Minnesota 8-16  
Att: 10,228

|                                   |                        |          |
|-----------------------------------|------------------------|----------|
| <b>GAME 36</b>                    | <b>MINNESOTA</b>       | <b>5</b> |
| March 1, 2002<br>St. Cloud, Minn. | <b>St. Cloud State</b> | <b>4</b> |

| Scoring         | 1 | 2 | 3 | OT | F |
|-----------------|---|---|---|----|---|
| Minnesota       | 3 | 2 | 0 | -  | 5 |
| St. Cloud State | 1 | 1 | 2 | -  | 4 |

1ST PERIOD — Minn: Potulny (Pohl, Taffe), 1:50, ppg; Minn: Riddle (Anthony, DeMarchi), 6:22; SCSU: Hartigan (Finger, Cullen), 15:17, ppg; Minn: Tallackson (Koalska, Stevens), 15:48.  
2ND PERIOD — Minn: Taffe (Pohl, Leopold), 0:19, ppg; Minn: Angell (Ballard, Koalska), 1:51, ppg; SCSU: Cullen (Doyle, Hartigan) 14:18, ppg.  
3RD PERIOD — SCSU: Hendricks (Hartigan), 5:11; SCSU: Hartigan (Eastman), 6:38.

Shots on Goal: Minnesota 10-10-9-29, SCSU 4-13-13-30  
Power Plays: Minnesota 3-4, SCSU 2-6  
Goalies: Minn: Hauser (30 shots, 26 svcs); SCSU: Weasler (20:00, 10 shots, 7 svcs), Moreland (39:12, 19 shots, 17 svcs)  
Penalties: Minnesota 8-16, SCSU 6-12  
Att: 6,685

|                                 |                        |          |
|---------------------------------|------------------------|----------|
| <b>GAME 37</b>                  | <i>St. Cloud State</i> | <b>1</b> |
| March 2, 2002<br>Mariucci Arena | <i>MINNESOTA</i>       | <b>3</b> |

| <b>Scoring</b>  | <b>1</b> | <b>2</b> | <b>3</b> | <b>OT</b> | <b>F</b> |
|-----------------|----------|----------|----------|-----------|----------|
| St. Cloud State | 0        | 0        | 1        | -         | 1        |
| Minnesota       | 0        | 2        | 1        | -         | 3        |

1ST PERIOD — No Scoring.  
 2ND PERIOD — Minn: Koalska (Stevens), 2:02; Minn: P. Martin (Leopold, Taffe), 3:37, ppg.  
 3RD PERIOD — Minn: Pohl (unassisted), 0:27; SCSU: Malone (Cullen, Finger), 2:25, ppg, 5x3.

Shots on Goal: SCSU 8-4-14--26, Minnesota 8-11-4--23  
 Power Plays: SCSU 1-5, Minnesota 1-4  
 Goalies: SCSU: Moreland (59:00, 23 shots, 20 svcs), Minn: Hauser (26 shots, 25 svcs)  
 Penalties: SCSU 5-10, Minnesota 6-12  
 Att: 10,248

|                                 |                     |          |
|---------------------------------|---------------------|----------|
| <b>GAME 38</b>                  | <i>North Dakota</i> | <b>2</b> |
| March 8, 2002<br>Mariucci Arena | <i>MINNESOTA</i>    | <b>7</b> |

| <b>Scoring</b> | <b>1</b> | <b>2</b> | <b>3</b> | <b>OT</b> | <b>F</b> |
|----------------|----------|----------|----------|-----------|----------|
| North Dakota   | 0        | 1        | 1        | -         | 2        |
| Minnesota      | 2        | 4        | 1        | -         | 7        |

1ST PERIOD — Minn: Pohl (Anthony, Riddle), 2:17; Minn: Riddle (Anthony, Pohl), 4:57.  
 2ND PERIOD — Minn: Anthony (Riddle, Pohl), 0:18; Minn: Tallackson (Koalska, Wendell), 2:59; Minn: Pohl (Leopold, P. Martin), 4:02, ppg; Minn: Ballard (Welch, Taffe), 6:08; UND: Skarperud (unassisted), 11:28.  
 3RD PERIOD — Minn: Taffe (Potulny), 10:42; UND: McMahon (R. Hale), 16:45, shg.

Shots on Goal: UND 6-13-4--23, Minnesota 12-18-16--46  
 Power Plays: UND 0-4, Minnesota 1-10  
 Goalies: UND: Siembeda (40:00, 30 shots, 24 svcs), Kollar (20:00, 16 shots, 15 svcs), Minn: Hauser (23 shots, 21 svcs)  
 Penalties: UND 20-48, Minnesota 11-22  
 Att: 10,203

|                                 |                     |          |
|---------------------------------|---------------------|----------|
| <b>GAME 39</b>                  | <i>North Dakota</i> | <b>3</b> |
| March 9, 2002<br>Mariucci Arena | <i>MINNESOTA</i>    | <b>4</b> |

| <b>Scoring</b> | <b>1</b> | <b>2</b> | <b>3</b> | <b>OT</b> | <b>F</b> |
|----------------|----------|----------|----------|-----------|----------|
| North Dakota   | 1        | 1        | 1        | 0         | 3        |
| Minnesota      | 0        | 2        | 1        | 1         | 4        |

1ST PERIOD — UND: McMahon (R. Hale), 1:10, shg.  
 2ND PERIOD — Minn: Welch (P. Martin), 1:15; Minn: Leopold (Taffe, Welch), 12:02; UND: Bayda (unassisted), 19:46.  
 3RD PERIOD — Minn: Taffe (unassisted), 7:21; UND: Mazurak (Bayda, Lundbohm), 18:53, ppg.  
 OVERTIME — Minn: Ballard (Tallackson), 18:36.

Shots on Goal: UND 4-6-17-6--33, Minnesota 9-19-12-12--52  
 Power Plays: UND 1-5, Minnesota 0-3  
 Goalies: UND: Kollar (77:54, 52 shots, 48 svcs), Minn: Hauser (33 shots, 30 svcs)  
 Penalties: UND 5-10, Minnesota 7-14  
 Att: 10,203

|                                      |                        |          |
|--------------------------------------|------------------------|----------|
| <b>GAME 40</b>                       | <i>MINNESOTA</i>       | <b>4</b> |
| March 15, 2002<br>Xcel Energy Center | <i>St. Cloud State</i> | <b>1</b> |

| <b>Scoring</b>  | <b>1</b> | <b>2</b> | <b>3</b> | <b>OT</b> | <b>F</b> |
|-----------------|----------|----------|----------|-----------|----------|
| Minnesota       | 1        | 1        | 2        | -         | 4        |
| St. Cloud State | 0        | 0        | 1        | -         | 1        |

1ST PERIOD — Minn: Leopold (Riddle, Pohl), 0:55.  
 2ND PERIOD — Minn: Riddle (Pohl, Fleming), 19:43.  
 3RD PERIOD — Minn: Taffe (DeMarchi, Leopold), 0:35; Minn: Koalska (Riddle, Tallackson), 7:03, ppg; SCSU: Malone (Szabo, Eastman).

Shots on Goal: Minnesota 12-9-12--33, SCSU: 11-7-9--27  
 Power Plays: Minnesota 1-6, SCSU 1-8  
 Goalies: Minn: Hauser (27 shots, 26 svcs); SCSU: Moreland (50:17, 26 shotss, 22 svcs), Weasler (9:43, 7 shots, 7 svcs)  
 Penalties: Minnesota 10-20, SCSU 10-20  
 Att: 18,523

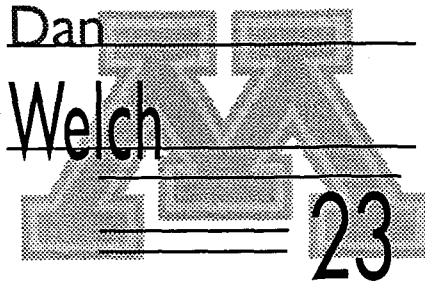
|                                      |                  |          |
|--------------------------------------|------------------|----------|
| <b>GAME 41</b>                       | <i>MINNESOTA</i> | <b>2</b> |
| March 16, 2002<br>Xcel Energy Center | <i>Denver</i>    | <b>5</b> |

| <b>Scoring</b> | <b>1</b> | <b>2</b> | <b>3</b> | <b>OT</b> | <b>F</b> |
|----------------|----------|----------|----------|-----------|----------|
| Minnesota      | 0        | 2        | 0        | -         | 2        |
| Denver         | 1        | 2        | 2        | -         | 5        |

1ST PERIOD — DU: Neale (Caldwell, Paradise), 3:32, ppg.  
 2ND PERIOD — DU: Ulanski (Cook, Dora), 1:29; Minn: Ballard (Tallackson, Koalska), 2:29; DU: Bull (unassisted), 4:03, Minn: Riddle (Angell, Tallackson), 13:38..  
 3RD PERIOD — DU: Barber (James, Doell), 8:11; DU: Doell (Barber), 19:15, eng.

Shots on Goal: Minnesota 15-16-9--40, DU 9-10-8--27  
 Power Plays: Minnesota 1-7, DU 1-4  
 Goalies: Minn: Hauser (59:07, 26 shots, 22 svcs); DU: Dubielewicz (40 shotss, 38 svcs)  
 Penalties: Minnesota 6-12, DU 9-18  
 Att: 18,126





**Sophomore ■ 5-11 ■ 195 ■ Omaha (USHL)**  
**Forward** | Hastings, Minn.  
 Hastings HS

Returning to the team after spending last season with the Omaha Lancers in the USHL • spent the fall attending classes at Normandale Community College .

**2000-01**

Played the 2000-01 season with the Omaha Lancers of the United States Hockey League (USHL) • team finished 40-14 • helped lead the Lancers to the USHL's Clark Cup • led the league in playoff scoring with 9-13--22 in 12 games • tied for 11th in the league for scoring with 30-27--57 in 52 games • ranked fifth in goal scoring and second in game-winning goals (8) • team followed USHL title by winning the Gold Cup National Junior "A" Championship Tournament.

**1999-2000 • Freshman Season**

Played in 36 games in his first season with Minnesota • had totals of 6-8--14 • ranked second on the team in freshman scoring • had 4-3--7 in 23 WCHA contests • collected first career point with his goal against North Dakota (10/23) • had 1-0--1 in his first 11 games and 5-8--13 in his final 25 games • had two four-game point streaks, including a streak during postseason to finish the season • tallied first multi-point game with two goals in 9-2 win at Michigan Tech (2/18) • had two game-winning goals on the year • collected game-winning goal in 3-1 win at Alaska-Anchorage (12/4) • collected first letter.

**High School**


A graduate of Hastings High School • high school coach was his father, Russ Welch • had totals of 34-47--81 in his senior season to help Hastings to a runner-up finish in the state high school tournament • posted career numbers of 76-123--199 • claimed nine letters as a prep athlete (football-3, hockey-3, baseball-3) • played running back on the gridiron and catcher on the diamond • named all-conference, all-metro and all-state in all three sports as a senior • won eight total all-conference honors (2-football, 3-hockey, 3-baseball) • named Associated Press Player of the Year in hockey • finalist for Mr. Hockey • named *Pioneer Press* and Varsity Online Athlete

of the Year • member of USA Select 15, 16 and 17 teams • member of the Student Council and honor roll.

**Personal**

Undecided on a major • lists most memorable sports thrill as scoring the game-tying goal with 40 seconds left and game-winning goal with two seconds left in the state quarterfinal hockey game against Blaine • enjoys all sports and video games in his spare time • secret ambition is to become a movie star • son of Russ and Lisa Welch • born 2/23/81.

| Career vs. Opponents    |                       |
|-------------------------|-----------------------|
| North Dakota            | 1-0-1 (2 GP)          |
| Bemidji State           | has not played        |
| Colgate                 | has not played        |
| Michigan Tech           | 2-0-2 (2 GP)          |
| MSU, Mankato            | 1-0-1 (3 GP)          |
| Minnesota-Duluth        | 0-0-0 (3 GP)          |
| Michigan                | 0-1-1 (1 GP)          |
| Michigan State          | 0-0-0 (1 GP)          |
| St. Cloud State         | 0-1-1 (4 GP)          |
| Denver                  | 0-2-2 (2 GP)          |
| <b>Mariucci Classic</b> | <b>1-1-2 (2 GP)</b>   |
| Ferris State            | has not played        |
| Providence              | has not played        |
| Western Michigan        | has not played        |
| Wisconsin               | 0-2-2 (5 GP)          |
| Alaska-Anchorage        | 1-0-1 (2 GP)          |
| Colorado College        | 0-1-1 (5 GP)          |
| <b>WCHA First Round</b> | <b>0-1-1 (2 GP)</b>   |
| <b>WCHA Final Five</b>  | <b>1-2-3 (3 GP)</b>   |
| <b>NCAA Tournament</b>  | <b>has not played</b> |
| <b>POSTSEASON TOTAL</b> | <b>1-3-4 (5 GP)</b>   |



## 2001-02 Minnesota Schedule/Results


| <u>Date</u> | <u>Opponent</u>           | <u>Result</u> | <u>MN/OPP</u><br><u>Rank</u> | <u>MN/OPP</u><br><u>Shots</u> | <u>MN/OPP</u><br><u>Power-Play</u> | <u>MN/OPP</u><br><u>Penalties</u> | <u>Goaltender</u> | <u>Attend.</u> |
|-------------|---------------------------|---------------|------------------------------|-------------------------------|------------------------------------|-----------------------------------|-------------------|----------------|
| 10/5        | at North Dakota##* (FSN)  | W 7-5         | 3/2                          | 40-22                         | 1-4/1-3                            | 6-12/7-14                         | Weber (1-0-0)     | 11,690         |
| 10/19       | BEMIDJI STATE##* (FSN)    | W 7-2         | 2/NR                         | 31-22                         | 5-7/1-5                            | 5-10/7-14                         | Weber (2-0-0)     | 9,569          |
| 10/20       | BEMIDJI STATE# (KSTC)     | W 7-1         | 2/NR                         | 46-20                         | 3-5/0-4                            | 5-10/6-12                         | Hauser (1-0-0)    | 9,562          |
| 10/26       | COLGATE# (FSN)            | W 8-0         | 2/NR                         | 36-18                         | 3-7/0-5                            | 10-20/12-24                       | Hauser (2-0-0)    | 9,684          |
| 10/27       | COLGATE##* (KSTC)         | W 9-0         | 2/NR                         | 38-28                         | 2-5/0-5                            | 10-20/10-20                       | Johnson (1-0-0)   | 9,730          |
| 11/2        | at Michigan Tech*         | W 7-3         | 1/NR                         | 43-27                         | 1-6/0-3                            | 6-12/9-18                         | Hauser (3-0-0)    | 2,555          |
| 11/3        | at Michigan Tech          | T 5-5 (ot)    | 1/NR                         | 41-32                         | 3-8/1-8                            | 10-20/10-20                       | Hauser (3-0-1)    | 2,545          |
| 11/9        | MSU, MANKATO (FSN)        | W 5-3         | 2/NR                         | 32-27                         | 3-8/2-10                           | 11-22/9-18                        | Hauser (4-0-1)    | 9,804          |
| 11/10       | MSU, MANKATO (KSTC)       | W 4-2         | 2/NR                         | 52-33                         | 1-6/2-5                            | 8-16/9-18                         | Johnson (2-0-0)   | 9,871          |
| 11/16       | MINN.-DULUTH* (FSN)       | W 5-1         | 1/NR                         | 40-21                         | 1-5/0-5                            | 7-14/7-14                         | Hauser (5-0-1)    | 9,899          |
| 11/17       | MINN.-DULUTH (KSTC)       | W 5-3         | 1/NR                         | 41-19                         | 3-6/2-5                            | 9-29/9-18                         | Hauser (6-0-1)    | 9,917          |
| 11/23       | at Michigan# (FSN)        | W 5-2         | 1/9                          | 32-35                         | 1-3/0-2                            | 3-6/4-8                           | Hauser (7-0-1)    | 6,917          |
| 11/25       | at Michigan State##*      | T 4-4 (ot)    | 1/4                          | 38-24                         | 2-6/3-8                            | 14-28/12-24                       | Hauser (7-0-2)    | 6,871          |
| 11/30       | ST. CLOUD STATE (FSN)     | L 2-3         | 1/2                          | 39-22                         | 2-6/2-3                            | 7-14/4-8                          | Hauser (7-1-2)    | 10,231         |
| 12/1        | St. Cloud State (FSN)     | T 2-2 (ot)    | 1/2                          | 27-47                         | 1-4/1-7                            | 9-18/6-12                         | Hauser (7-1-3)    | 6,685          |
| 12/7        | at Denver* (FSN)          | W 2-1         | 2/2                          | 23-31                         | 0-5/0-6                            | 7-14/6-12                         | Hauser (8-1-3)    | 6,013          |
| 12/8        | at Denver (KSTC)          | L 3-4         | 2/2                          | 31-30                         | 0-3/1-6                            | 11-22/8-16                        | Hauser (8-2-3)    | 6,013          |
| 12/28       | FERRIS STATE##* (KSTC)    | W 3-2         | 2/NR                         | 32-27                         | 1-4/0-3                            | 5-10/4-8                          | Hauser (9-2-3)    | 10,040         |
| 12/29       | PROVIDENCE* (FSN)         | W 6-1         | 2/NR                         | 50-25                         | 2-6/0-5                            | 9-18/10-20                        | Weber (3-0-0)     | 10,074         |
| 1/5         | NORTH DAKOTA (FSN)        | L 3-4         | 3/NR                         | 40-25                         | 1-6/0-5                            | 6-12/7-14                         | Hauser (9-3-3)    | 10,214         |
| 1/6         | NORTH DAKOTA* (KSTC)      | W 2-1         | 3/NR                         | 38-22                         | 0-5/0-3                            | 5-10/7-14                         | Weber (4-0-0)     | 10,183         |
| 1/11        | at Wisconsin* (FSN)       | L 3-8         | 4/NR                         | 53-27                         | 2-8/1-5                            | 7-14/10-20                        | Hauser (9-4-3)    | 12,937         |
| 1/12        | at Wisconsin (FSN)        | W 6-2         | 4/NR                         | 33-36                         | 1-4/2-7                            | 13-48/10-20                       | Hauser (10-4-3)   | 14,711         |
| 1/18        | at Alaska Anchorage       | T 3-3 (ot)    | 5/NR                         | 23-23                         | 2-6/0-4                            | 8-24/7-25                         | Hauser (10-4-4)   | 4,658          |
| 1/19        | at Alaska Anchorage       | W 5-2         | 5/NR                         | 26-22                         | 0-2/0-2                            | 3-6/4-19                          | Weber (5-0-0)     | 5,230          |
| 1/25        | DENVER (FSN)              | L 1-3         | 4/1                          | 35-21                         | 0-3/0-1                            | 3-6/5-10                          | Hauser (10-5-4)   | 10,176         |
| 1/26        | DENVER (FSN)              | W 6-1         | 4/1                          | 46-23                         | 3-7/1-8                            | 15-30/14-28                       | Weber (6-0-0)     | 10,217         |
| 2/1         | at Minnesota-Duluth (FSN) | L 2-5         | 3/NR                         | 32-33                         | 0-7/3-8                            | 14-28/13-26                       | Weber (6-1-0)     | 5,405          |
| 2/2         | at Minnesota-Duluth (FSN) | W 2-1         | 3/NR                         | 44-33                         | 1-4/0-2                            | 4-8/6-12                          | Hauser (11-5-4)   | 5,405          |
| 2/8         | at North Dakota* (FSN)    | W 6-4         | 5/NR                         | 39-33                         | 2-3/1-4                            | 8-16/7-14                         | Johnson (3-0-0)   | 11,815         |
| 2/9         | at North Dakota (FSN)     | W 4-3         | 5/NR                         | 35-23                         | 1-5/0-3                            | 6-12/9-29                         | Hauser (12-5-4)   | 12,189         |
| 2/15        | COLORADO COLLEGE (FSN)    | L 5-6         | 4/6                          | 48-30                         | 0-5/0-3                            | 3-6/5-10                          | Weber (6-2-0)     | 10,219         |
| 2/16        | COLORADO COLLEGE (FSN)    | W 7-3         | 4/6                          | 25-28                         | 1-2/0-3                            | 8-16/7-14                         | Hauser (13-5-4)   | 10,221         |
| 2/22        | WISCONSIN (FSN)           | W 6-4         | 6/NR                         | 46-29                         | 1-4/0-4                            | 5-10/5-10                         | Hauser (14-5-4)   | 10,192         |
| 2/23        | WISCONSIN (FSN)           | W 4-3 (ot)    | 6/NR                         | 32-34                         | 2-7/1-5                            | 8-16/10-20                        | Hauser (15-5-4)   | 10,228         |
| 3/1         | at St. Cloud State (FSN)  | W 5-4         | 6/2                          | 29-30                         | 3-4/2-6                            | 8-16/6-12                         | Hauser (16-5-4)   | 6,685          |
| 3/2         | ST. CLOUD STATE* (FSN)    | W 3-1         | 6/2                          | 23-26                         | 1-4/1-5                            | 6-12/5-10                         | Hauser (17-5-4)   | 10,248         |
| 3/8         | NORTH DAKOTA (FSN)        | W 7-2         | 3/NR                         | 46-23                         | 1-10/0-4                           | 11-22/20-48                       | Hauser (18-5-4)   | 10,203         |
| 3/8         | NORTH DAKOTA (FSN)        | W 4-3 (ot)    | 3/NR                         | 52-33                         | 0-3/1-5                            | 7-14/5-10                         | Hauser (19-5-4)   | 10,216         |
| 3/15        | ST. CLOUD STATE (FSN)     | W 4-1         | 3/5                          | 33-27                         | 1-6/1-8                            | 10-20/10-20                       | Hauser (20-5-4)   | 18,523         |
| 3/22-24     | NCAA Regionals            |               |                              |                               |                                    |                                   |                   |                |
| 4/4         | NCAA Semifinals           |               |                              |                               |                                    |                                   |                   |                |
| 4/6         | NCAA Finals               |               |                              |                               |                                    |                                   |                   |                |

#Non-Conference

\* Game can be heard on KCCO AM 950 (All others on WCCO AM 830)



# UPDATED PLAYER BIOS



Senior ■ 6-0 ■ 205  
**Defenseman** Duluth, Minn.  
 Duluth East HS

### CC/MSU Notes

Had team's third goal in a 7-3 win vs. Colorado College (2/16/02) • has not scored in three career games vs. Michigan State.

### Career vs. Colorado College/Michigan State

Colorado College 1-0-1 (16 GP)  
 Michigan State 0-0-0 (3 GP)

### 2001-02 • Senior Season

Has played in all 41 games • has 3-9--12 this season, including 3-5--8 in WCHA play • had 0-6--6 in the first six games of the year • collected game-winning goal in 5-4 win at St. Cloud State (3/1) • had unassisted goal in 7-3 win vs. Colorado College (2/16) • had first career shorthanded goal in 5-1 win vs. UMD (11/16) • had career-high three assists in 7-3 in at Michigan Tech (11/2) • paired with Keith Ballard the majority of the season

For more information on Nick Angell, turn to page 44 of the 2001-02 Golden Gopher media guide.


| Angell's Career Statistics |            |           |           |           |               |          |          |          |          |  |
|----------------------------|------------|-----------|-----------|-----------|---------------|----------|----------|----------|----------|--|
| Year                       | GP         | G         | A         | TP        | P/PM          | PP       | GW       | SH       | HT       |  |
| 98-99                      | 37         | 1         | 8         | 9         | 9/21          | 1        | 0        | 0        | 0        |  |
| 99-00                      | 37         | 3         | 6         | 9         | 21/42         | 1        | 1        | 0        | 0        |  |
| 00-01                      | 38         | 3         | 5         | 8         | 13/26         | 0        | 1        | 0        | 0        |  |
| 01-02                      | 41         | 3         | 9         | 12        | 25/61         | 1        | 1        | 1        | 0        |  |
| <b>Total</b>               | <b>153</b> | <b>10</b> | <b>28</b> | <b>38</b> | <b>68/150</b> | <b>3</b> | <b>3</b> | <b>1</b> | <b>0</b> |  |

| Angell's Career WCHA Statistics |            |          |           |           |               |          |          |          |          |  |
|---------------------------------|------------|----------|-----------|-----------|---------------|----------|----------|----------|----------|--|
| Year                            | GP         | G        | A         | TP        | P/PM          | PP       | GW       | SH       | HT       |  |
| 98-99                           | 24         | 0        | 7         | 7         | 7/17          | 0        | 0        | 0        | 0        |  |
| 99-00                           | 25         | 3        | 3         | 6         | 13/26         | 1        | 1        | 0        | 0        |  |
| 00-01                           | 24         | 1        | 3         | 4         | 11/22         | 0        | 1        | 0        | 0        |  |
| 01-02                           | 28         | 3        | 5         | 8         | 15/41         | 1        | 1        | 1        | 0        |  |
| <b>Total</b>                    | <b>101</b> | <b>7</b> | <b>18</b> | <b>25</b> | <b>46/106</b> | <b>2</b> | <b>3</b> | <b>1</b> | <b>0</b> |  |

| Angell's Career Bests                                  |  |  |  |  |  |  |  |  |  |  |
|--|--|--|--|--|--|--|--|--|--|--|
| <b>Goals (Game):</b> 1 (10 times, last 3/1/02 at SCSU) |  |  |  |  |  |  |  |  |  |  |
| <b>Assists (Game):</b> 3 (11/2/01 at Michigan Tech)    |  |  |  |  |  |  |  |  |  |  |
| <b>Points (Game):</b> 3 (11/2/01 at Michigan Tech)     |  |  |  |  |  |  |  |  |  |  |



Junior ■ 5-10 ■ 190  
**Forward** Twin Cities (USHL)  
 Faribault, Minn.  
 Shattuck-St. Mary's HS

### 2001-02 • Junior Season

Played in 22 games • missed 19 games due to injury, including 14 straight due to a sports hernia (12/28-2/15) • did not play in the Final Five due to injury • has

### Career vs. Colorado College/Michigan State

Colorado College 4-0-4 (9 GP)  
 Michigan State 0-0-0 (2 GP)

9-8--17 on the season, including 6-4--10 in 13 WCHA games • has 5-5--10 in his last eight games since returning from injury • had two goals in his return vs. Colorado College (2/15) • had another goal the following night against the Tigers • had a goal and two assists in 6-3 win vs. Wisconsin (2/22) • had 1-2--3 in 7-2 win vs. North Dakota (3/8) • had two goals in 8-0 win vs. Colgate (10/26) • collected first career shorthanded goal in 5-1 win vs. UMD (11/16) • team is 9-1-0 when he has a point.

For more information on Nick Anthony, turn to page 45 of the 2001-02 Golden Gopher media guide.

| Anthony's Career Statistics |           |           |           |           |              |          |          |          |          |  |
|-----------------------------|-----------|-----------|-----------|-----------|--------------|----------|----------|----------|----------|--|
| Year                        | GP        | G         | A         | TP        | P/PM         | PP       | GW       | SH       | HT       |  |
| 99-00                       | 34        | 4         | 4         | 8         | 8/16         | 0        | 0        | 0        | 0        |  |
| 00-01                       | 34        | 5         | 12        | 17        | 15/30        | 0        | 1        | 0        | 0        |  |
| 01-02                       | 22        | 9         | 8         | 17        | 2/4          | 0        | 1        | 1        | 0        |  |
| <b>Total</b>                | <b>90</b> | <b>18</b> | <b>24</b> | <b>42</b> | <b>25/50</b> | <b>0</b> | <b>2</b> | <b>1</b> | <b>0</b> |  |

| Anthony's Career WCHA Statistics |           |           |           |           |              |          |          |          |          |  |
|----------------------------------|-----------|-----------|-----------|-----------|--------------|----------|----------|----------|----------|--|
| Year                             | GP        | G         | A         | TP        | P/PM         | PP       | GW       | SH       | HT       |  |
| 99-00                            | 23        | 2         | 3         | 5         | 6/12         | 0        | 0        | 0        | 0        |  |
| 00-01                            | 24        | 2         | 4         | 6         | 10/20        | 0        | 1        | 0        | 0        |  |
| 01-02                            | 13        | 6         | 4         | 10        | 1/2          | 0        | 0        | 1        | 0        |  |
| <b>Total</b>                     | <b>60</b> | <b>10</b> | <b>11</b> | <b>21</b> | <b>17/34</b> | <b>0</b> | <b>1</b> | <b>1</b> | <b>0</b> |  |


  

| Anthony's Career Bests  |  |  |  |  |  |  |  |  |  |  |
|---|--|--|--|--|--|--|--|--|--|--|
| <b>Goals (Game):</b> 2 (2 times, last 2/15/02 vs. Colorado College) |  |  |  |  |  |  |  |  |  |  |
| <b>Assists (Game):</b> 2 (5 times, last 3/8/02 vs. North Dakota)    |  |  |  |  |  |  |  |  |  |  |
| <b>Points (Game):</b> 3 (4 times, last 3/8/02 vs. North Dakota)     |  |  |  |  |  |  |  |  |  |  |

# UPDATED PLAYER BIOS



**Keith**  
**BALLARD**  
**13**



Freshman ■ 5-11 ■ 196      Omaha (USHL)

|            |                                     |
|------------|-------------------------------------|
| Defenseman | Baudette, Minn.<br>Millard North HS |
|------------|-------------------------------------|

## 2001-02 • Freshman Season

Played in 36 games • missed three games while playing in the World Junior Championships • only player from the WCHA on the U.S. Junior Team • Preseason

| Career vs. Colorado College/Michigan State |              |
|--|--------------|
| Colorado College                           | 0-0-0 (2 GP) |
| Michigan State                             | 0-0-0 (1 GP) |

WCHA Rookie of the Year • All-WCHA Rookie selection • has 9-12-21 this season, including 3-8-11 in WCHA play • second on the team with three game-winning goals • seven of his nine goals came at Mariucci Arena • had second-period goal in 5-2 loss to Denver (3/16/02) • had game-winning overtime goal at 18:36 vs. North Dakota (3/9) • had a goal in 7-2 win vs. UND the night before • began year with six-game point streak (2-4-6) • had two goals in 6-1 win vs. then-No. 1 Denver (1/26) • attempted a season-high eight shots on goal in 7-1 win vs. Bemidji State • had two assists in his collegiate debut at North Dakota (10/5) • collected shorthanded goal in 9-0 rout of Colgate (10/27) • paired with Nick Angell the majority of the season.

For more information on Keith Ballard, turn to page 61 of the 2001-02 Golden Gopher media guide.

| Ballard's Career Statistics |           |          |           |           |              |          |          |          |          |  |
|-----------------------------|-----------|----------|-----------|-----------|--------------|----------|----------|----------|----------|--|
| Year                        | GP        | G        | A         | TP        | P/PIM        | PP       | GW       | SH       | HT       |  |
| 01-02                       | 38        | 9        | 12        | 20        | 18/36        | 1        | 3        | 1        | 0        |  |
| <b>Total</b>                | <b>38</b> | <b>9</b> | <b>12</b> | <b>20</b> | <b>18/36</b> | <b>1</b> | <b>3</b> | <b>1</b> | <b>0</b> |  |


  

| Ballard's Career WCHA Statistics |           |          |          |           |             |          |          |          |          |  |
|----------------------------------|-----------|----------|----------|-----------|-------------|----------|----------|----------|----------|--|
| Year                             | GP        | G        | A        | TP        | P/PIM       | PP       | GW       | SH       | HT       |  |
| 01-02                            | 27        | 3        | 8        | 11        | 9/18        | 1        | 1        | 0        | 0        |  |
| <b>Total</b>                     | <b>27</b> | <b>3</b> | <b>8</b> | <b>11</b> | <b>9/18</b> | <b>1</b> | <b>1</b> | <b>0</b> | <b>0</b> |  |

| Ballard's Career Bests |                                      |  |  |  |  |  |  |  |  |  |
|------------------------|--------------------------------------|--|--|--|--|--|--|--|--|--|
| <b>Goals (Game):</b>   | 2 (1/26/02 vs. Denver)               |  |  |  |  |  |  |  |  |  |
| <b>Assists (Game):</b> | 2 (2 times, last 11/17/01 vs. UMD)   |  |  |  |  |  |  |  |  |  |
| <b>Points (Game):</b>  | 2 (3 times, last 1/26/02 vs. Denver) |  |  |  |  |  |  |  |  |  |

**Matt**  
**DeMARCHI**  
**19**



Junior ■ 6-2 ■ 184      North Iowa (USHL)

|            |                                    |
|------------|------------------------------------|
| Defenseman | Bemidji, Minn.<br>Manly Central HS |
|------------|------------------------------------|

NHL Rights: New Jersey Devils

## CC/MSU Notes

Had 1-2--3 in series vs. Colorado College (2/15-16/02) • has more career points vs. the Tigers than any other team • had one assist in 6-2 loss at Michigan State (11/27/00).

| Career vs. Colorado College/Michigan State |               |
|--|---------------|
| Colorado College                           | 2-6-8 (11 GP) |
| Michigan State                             | 0-1-1 (3 GP)  |

## Career Notes

Ranks fourth in school history with 146 career penalties • ranks fifth with 335 penalty minutes.

## 2001-02 • Junior Season

Played in 33 games • missed seven games due to injury (10/19-11/9) • has 3-8-11 this season, including 2-5-7 in league play • leads the team with 48 penalties and 104 minutes • team is 12-0-3 in the past two seasons when he has three or more penalties • had unassisted goal and an assist in 5-2 win at Michigan (11/23) • had goal in 6-3 win vs. Wisconsin (2/22) • paired with All-American Jordan Leopold for majority of the season.

| DeMarchi's Career Statistics |            |          |           |           |                |          |          |          |          |  |
|------------------------------|------------|----------|-----------|-----------|----------------|----------|----------|----------|----------|--|
| Year                         | GP         | G        | A         | TP        | P/PIM          | PP       | GW       | SH       | HT       |  |
| 99-00                        | 39         | 1        | 6         | 7         | 41/82          | 0        | 0        | 0        | 0        |  |
| 00-01                        | 39         | 4        | 9         | 13        | 57/149         | 0        | 0        | 0        | 0        |  |
| 01-02                        | 33         | 3        | 8         | 11        | 48/104         | 0        | 0        | 0        | 0        |  |
| <b>Total</b>                 | <b>111</b> | <b>8</b> | <b>23</b> | <b>31</b> | <b>146/335</b> | <b>0</b> | <b>0</b> | <b>0</b> | <b>0</b> |  |

| DeMarchi's WCHA Career Statistics |           |          |           |           |                |          |          |          |          |  |
|-----------------------------------|-----------|----------|-----------|-----------|----------------|----------|----------|----------|----------|--|
| Year                              | GP        | G        | A         | TP        | P/PIM          | PP       | GW       | SH       | HT       |  |
| 99-00                             | 27        | 0        | 3         | 3         | 26/52          | 0        | 0        | 0        | 0        |  |
| 00-01                             | 26        | 2        | 8         | 10        | 41/106         | 0        | 0        | 0        | 0        |  |
| 01-02                             | 24        | 2        | 5         | 7         | 36/80          | 0        | 0        | 0        | 0        |  |
| <b>Total</b>                      | <b>77</b> | <b>4</b> | <b>16</b> | <b>20</b> | <b>103/238</b> | <b>0</b> | <b>0</b> | <b>0</b> | <b>0</b> |  |

| DeMarchi's Career Bests |  |  |  |  |  |  |  |  |  |  |
|-------------------------|--|--|--|--|--|--|--|--|--|--|
| <b>Goals (Game):</b>    | 1 (8 times, last 2/22/02 vs. Wisconsin)        |  |  |  |  |  |  |  |  |  |
| <b>Assists (Game):</b>  | 2 (2 times, last 2/16/01 vs. Colorado College) |  |  |  |  |  |  |  |  |  |
| <b>Points (Game):</b>   | 2 (5 times, last 2/15/02 vs. Colorado College) |  |  |  |  |  |  |  |  |  |

For more information on Matt DeMarchi, turn to page 46 of the 2001-02 Golden Gopher media guide.



# UPDATED PLAYER BIOS

Mike

ERICKSON

15



Freshman ■ 6-2 ■ 188

Forward

Eden Prairie, Minn.  
Eden Prairie HS

## 2001-02 • Freshman Season

Played in the first nine games of the season before breaking his foot on Nov. 17 vs. UMD • has missed the last 30 games • had 1-2-3 in nine games • collected goal in collegiate debut at North Dakota (10/5) • had two assists in 8-0 win vs. Colgate.

For more information on Mike Erickson, turn to page 61 of the 2001-02 Golden Gopher media guide.

| Career vs. Colorado College/Michigan State |              |
|--|--------------|
| Colorado College                           | 0-0-0 (0 GP) |
| Michigan State                             | 0-0-0 (0 GP) |

| Erickson's Career Statistics |          |          |          |          |            |          |          |          |          |
|------------------------------|----------|----------|----------|----------|------------|----------|----------|----------|----------|
| Year                         | GP       | G        | A        | TP       | P/PIM      | PP       | GW       | SH       | HT       |
| 01-02                        | 9        | 1        | 2        | 3        | 1/2        | 0        | 0        | 0        | 0        |
| <b>Total</b>                 | <b>9</b> | <b>1</b> | <b>2</b> | <b>3</b> | <b>1/2</b> | <b>0</b> | <b>0</b> | <b>0</b> | <b>0</b> |

| Erickson's WCHA Career Statistics |          |          |          |          |            |          |          |          |          |
|-----------------------------------|----------|----------|----------|----------|------------|----------|----------|----------|----------|
| Year                              | GP       | G        | A        | TP       | P/PIM      | PP       | GW       | SH       | HT       |
| 01-02                             | 6        | 0        | 0        | 0        | 1/2        | 0        | 0        | 0        | 0        |
| <b>Total</b>                      | <b>6</b> | <b>0</b> | <b>0</b> | <b>0</b> | <b>1/2</b> | <b>0</b> | <b>0</b> | <b>0</b> | <b>0</b> |

| Erickson's Career Bests |   |                           |  |  |  |  |  |  |  |
|-------------------------|---|---------------------------|--|--|--|--|--|--|--|
| Goals (Game):           | 1 | (10/5/01 at North Dakota) |  |  |  |  |  |  |  |
| Assists (Game):         | 2 | (10/26/01 vs. Colgate)    |  |  |  |  |  |  |  |
| Points (Game):          | 2 | (10/26/01 vs. Colgate)    |  |  |  |  |  |  |  |

Jake

FLEMING

29



Freshman ■ 5-9 ■ 164

Forward

Omaha (USHL)  
Osseo, Minn.  
Millard North HS

## CC/MSU Notes

Had assist on Brett MacKinnon's first-period goal in 4-4 tie at Michigan State (11/25/02).

| Career vs. Colorado College/Michigan State |              |
|--|--------------|
| Colorado College                           | 0-0-0 (2 GP) |
| Michigan State                             | 0-1-1 (1 GP) |

## 2001-02 • Freshman Season

Played in 40 games • has 3-9-12 this season, including 3-4-7 in league play • had 2-6-8 in road games • had one assist in 4-1 win vs. SCSU (3/16) scored first career goal shorthanded in 5-5 tie at Michigan Tech (11/2) • had second shorthanded goal in 5-3 win vs. UMD (11/17) • his first-period goal at North Dakota pulled Minnesota to within 2-1 as the Golden Gophers rallied for a 4-3 win (2/9) • had two assists in series at Alaska Anchorage (1/18-19).

For more information on Jake Fleming, turn to page 61 of the 2001-02 Golden Gopher media guide.

| Fleming's Career Statistics |           |          |          |           |            |          |          |          |          |
|-----------------------------|-----------|----------|----------|-----------|------------|----------|----------|----------|----------|
| Year                        | GP        | G        | A        | TP        | P/PIM      | PP       | GW       | SH       | HT       |
| 01-02                       | 40        | 3        | 9        | 12        | 3/6        | 0        | 0        | 2        | 0        |
| <b>Total</b>                | <b>40</b> | <b>3</b> | <b>9</b> | <b>12</b> | <b>3/6</b> | <b>0</b> | <b>0</b> | <b>2</b> | <b>0</b> |

| Fleming's WCHA Career Statistics |           |          |          |          |            |          |          |          |          |
|----------------------------------|-----------|----------|----------|----------|------------|----------|----------|----------|----------|
| Year                             | GP        | G        | A        | TP       | P/PIM      | PP       | GW       | SH       | HT       |
| 01-02                            | 28        | 3        | 4        | 7        | 2/4        | 0        | 0        | 2        | 0        |
| <b>Total</b>                     | <b>28</b> | <b>3</b> | <b>4</b> | <b>7</b> | <b>2/4</b> | <b>0</b> | <b>0</b> | <b>2</b> | <b>0</b> |

| Fleming's Career Bests |   |  |  |  |  |  |  |  |  |
|------------------------|---|--|--|--|--|--|--|--|--|
| Goals (Game):          | 1 | (3 times, last 2/9/02 at North Dakota) |  |  |  |  |  |  |  |
| Assists (Game):        | 1 | (9 times, last 3/16/02 vs. Denver)     |  |  |  |  |  |  |  |
| Points (Game):         | 1 | (12 times, last 3/16/02 vs. Denver)    |  |  |  |  |  |  |  |

# UPDATED PLAYER BIOS



Adam

**HAUSER**



Senior ■ 6-2 ■ 210 U.S. Nat'l Development Team

Goaltender

Bovey, Minn.  
Greenway HS



NHL Rights: Edmonton Oilers

### CC/MSU Notes

Stopped 27 of 28 shots in 2-1 win vs. MSU at Mariucci Arena (11/29/98) • stopped 54 of 58 shots in a two-game sweep of favorite Colorado College in WCHA First-Round Playoff series (3/10-11/00).

### Career vs. Colorado

#### College/Michigan State

Colorado College 7-7-0, 3.26, .888  
Michigan State 1-2-1, 3.45, .887

### Career Notes

WCHA's all-time leader in games played and minutes played • needs two wins to match Denver's Ron Grahame's league record 72 wins • became school's all-time leader in shutouts with eight in 8-0 win vs. Colgate (10/26) • school's all-time leader in games played, minutes played and saves • became school's all-time leader in wins on Feb. 22 vs. Wisconsin.

### 2001-02 • Senior Season

Appeared in 32 games with 27 starts • is 20-6-4 with a 2.43 gaa and .910 saves percentage • best winning percentage by a U of M goaltender since Jeff Moen in 1995-96 • was 13-5-3 in WCHA play with a 2.45 gaa and .913 saves percentage • was 2-0-1 with a 0.78 gaa and .967 saves percentage in four relief appearances • ranked third in the WCHA in goals-against-average and fourth in saves percentage • is 10-1-0 since Feb. 1 with a 2.26 gaa and .918 saves percentage • named WCHA

### Hauser's Career Statistics

| Year         | G          | W-L-T           | MIN         | GA         | GAA         | SV          | SV%         |
|--------------|------------|-----------------|-------------|------------|-------------|-------------|-------------|
| 98-99        | 40         | 14-18-8         | 2350        | 136        | 3.47        | 963         | .876        |
| 99-00        | 36         | 20-14-2         | 2114        | 104        | 2.95        | 1044        | .909        |
| 00-01        | 40         | 26-12-2         | 2366        | 101        | 2.56        | 928         | .902        |
| 01-02        | 30         | 19-5-4          | 1687        | 68         | 2.42        | 692         | .911        |
| <b>Total</b> | <b>146</b> | <b>79-49-16</b> | <b>8517</b> | <b>409</b> | <b>2.88</b> | <b>3627</b> | <b>.899</b> |

### Hauser's Career WCHA Statistics

| Year         | G          | W-L-T           | MIN         | GA         | GAA         | SV          | SV%         |
|--------------|------------|-----------------|-------------|------------|-------------|-------------|-------------|
| 98-99        | 26         | 10-11-5         | 1536        | 85         | 3.32        | 620         | .879        |
| 99-00        | 24         | 13-9-2          | 1452        | 66         | 2.73        | 706         | .915        |
| 00-01        | 28         | 18-8-2          | 1641        | 69         | 2.52        | 694         | .910        |
| 01-02        | 22         | 13-5-3          | 1223        | 50         | 2.45        | 522         | .913        |
| <b>Total</b> | <b>100</b> | <b>54-33-12</b> | <b>5852</b> | <b>270</b> | <b>2.77</b> | <b>2542</b> | <b>.904</b> |

### Hauser's Career Bests

Goals Allowed (Fewest - Game): 0 (8 times, last 10/26/01 vs. Colgate)  
Saves (Game): 45 (12/1/01 at St. Cloud State)  
Saves Percentage (Game): 1.000 (8 times, last 10/26/01 vs. Colgate)

Defensive Player of the Week for the sixth time in his career in sweep vs. Wisconsin (2/22-23) • began the year with a 7-0-1 record • stopped career-high 45 shots in 2-2 tie at SCSU (12/1) • stopped 30-of-31 shots in 2-1 win at DU (12/7).

For more information on Adam Hauser, turn to page 47 of the 2001-02 Golden Gopher media guide.

Justin

**JOHNSON**



Freshman ■ 5-10 ■ 174 Lincoln (USHL)

Goaltender

Ham Lake, Minn.  
Blaine HS

### CC/MSU Notes

Relived fellow rookie Travis Weber in 6-5 loss vs. Colorado College (2/15/02) • did not face a shot in 9:31.

### Career vs. Colorado

#### College/Michigan State

Colorado College 0-0-0, 0.00, .000  
Michigan State 0-0-0, 0.00, .000

### 2001-02 • Freshman Season

Played in six games with five starts • is 3-0-0 with a 3.08 gaa and .892 saves percentage • was 2-0-0 with a 4.15 gaa and .855 saves percentage in league play • stopped all 28 shots vs. Colgate and became the first goaltender since 1996-97 to record a shutout in his first career start • stopped 31 of 33 shots in a 4-2 win in his next start vs. MSU, Mankato (11/10) • was pulled in the UMD game (11/17) after allowing three goals in 23:36 • made next start at North Dakota (2/8) • stopped 29 of 33 shots in a 6-4 win vs. UND • made only relief appearance on Feb. 15 vs. Colorado College • did not face a shot in the final 9:31.

For more information on Justin Johnson, turn to page 62 of the 2001-02

### Johnson's Career Statistics

| Year         | G        | W-L-T        | MIN        | GA        | GAA         | SV        | SV%         |
|--------------|----------|--------------|------------|-----------|-------------|-----------|-------------|
| 01-02        | 6        | 3-0-0        | 234        | 12        | 3.08        | 99        | .892        |
| <b>Total</b> | <b>6</b> | <b>3-0-0</b> | <b>234</b> | <b>12</b> | <b>3.08</b> | <b>99</b> | <b>.892</b> |

### Johnson's Career WCHA Statistics

| Year         | G        | W-L-T        | MIN        | GA        | GAA         | SV        | SV%         |
|--------------|----------|--------------|------------|-----------|-------------|-----------|-------------|
| 01-02        | 5        | 2-0-0        | 174        | 12        | 4.15        | 71        | .855        |
| <b>Total</b> | <b>5</b> | <b>2-0-0</b> | <b>174</b> | <b>12</b> | <b>4.15</b> | <b>71</b> | <b>.855</b> |

### Johnson's Career Bests

Goals Allowed (Fewest - Game): 0 (10/27/01 vs. Colgate)  
Saves (Game): 31 (11/10/01 vs. MSU, Mankato)  
Saves Percentage (Game): 1.000 (10/27/01 vs. Colgate)



# UPDATED PLAYER BIOS

Matt

**KOALSKA**

24



Sophomore ■ 6-0 ■ 195 Twin Cities (USHL)

Forward

St. Paul, Minn.  
Hill-Murray HS



NHL Rights: Nashville Predators

**CC/MSU Notes**

Had one assist 4-4 tie at Michigan State (11/25/02) • has not had a point in four career games vs. Colorado College.

**Career vs. Colorado College/Michigan State**

|                  |              |
|------------------|--------------|
| Colorado College | 0-0-0 (4 GP) |
| Michigan State   | 0-1-1 (2 GP) |

**2001-02 • Sophomore Season**

Played in all 41 games • has 9-23--32, including 4-14--18 in league play • six of his nine goals came at Mariucci Arena • had goal in 4-1 win vs. St. Cloud State (3/15/02) • eight points ahead of his scoring pace from a year ago • had career-high three assists in 7-2 win vs. Bemidji State (10/19) • had career-high two goals and four points in 9-0 win vs. Colgate (10/27), including first career shorthanded goal • had 5-10--15 in first nine games • had game-winning goal in 5-3 win vs. UMD (11/17) • had streak of 20 games without a goal (12/28-3/1) • broke streak with goal in 3-1 win vs. St. Cloud State (3/2).

For more information on Matt Koalska, turn to page 48 of the 2001-02 Golden Gopher media guide.

**Koalska's Career Statistics**

| Year         | GP        | G         | A         | TP        | P/PIM        | PP       | GW       | SH       | HT       |
|--------------|-----------|-----------|-----------|-----------|--------------|----------|----------|----------|----------|
| 00-01        | 42        | 10        | 14        | 24        | 14/36        | 6        | 1        | 0        | 0        |
| 01-02        | 41        | 9         | 23        | 32        | 15/30        | 2        | 1        | 1        | 0        |
| <b>Total</b> | <b>83</b> | <b>19</b> | <b>37</b> | <b>56</b> | <b>29/66</b> | <b>8</b> | <b>2</b> | <b>1</b> | <b>0</b> |

**Koalska's WCHA Career Statistics**

| Year         | GP        | G         | A         | TP        | P/PIM        | PP       | GW       | SH       | HT       |
|--------------|-----------|-----------|-----------|-----------|--------------|----------|----------|----------|----------|
| 00-01        | 28        | 7         | 6         | 13        | 9/26         | 5        | 1        | 0        | 0        |
| 01-02        | 28        | 4         | 14        | 18        | 12/24        | 1        | 1        | 0        | 0        |
| <b>Total</b> | <b>56</b> | <b>11</b> | <b>20</b> | <b>31</b> | <b>21/50</b> | <b>6</b> | <b>2</b> | <b>0</b> | <b>0</b> |

**Koalska's Career Bests**

Goals (Game): 2 (10/27/01 vs. Colgate)  
Assists (Game): 3 (10/19/01 vs. Bemidji State)  
Points (Game): 4 (10/27/01 vs. Colgate)

Jordan

**LEOPOLD**

3



Senior ■ 6-0 ■ 210 U.S. Nat'l Development Team

Defenseman

Golden Valley, Minn.  
Armstrong HS



NHL Rights: Calgary Flames

**CC/MSU Notes**

Had one assist in 6-2 loss at MSU (11/27/99) • had goal and assist in 7-3 win vs. Colorado College (2/16/02).

**Career vs. Colorado College/Michigan State**

|                  |                 |
|------------------|-----------------|
| Colorado College | 2-11-13 (14 GP) |
| Michigan State   | 0-1-1 (4 GP)    |

**Career Notes**

Became Minnesota's all-time leader in goals scored by a defenseman with two third-period goals in a 2-1 win vs. North Dakota (1/6) • ranks fifth in WCHA history with 45 career goals • ranks third in school history with 141 points and fifth with 97 assists.

**2001-02 • Senior Season**

Has played in all 41 games • two-time Hobey Baker finalist, WCHA Defensive Player of the Year and first-team All-WCHA selection • has 20-26--46 this season, including 14-19--33 in league play • led the league in defenseman scoring by nine points • has three game-winning goals, two in one-goal games, as well as two game-tying goals • his 20 goals is a new single-season record for a defenseman • his 45 points ranks eighth in school history for a single season • leads the nation in goals and points by a defenseman • has a team-leading +30 rating • thirteen of his 20 goals came at Mariucci Arena • three of his six career multi-goal games have occurred this season • had a 10-game point streak snapped last Saturday

(4-8--12) • two of his three two-goal games came vs. North Dakota • had two goals, including a shorthander, in 7-5 win at UND (10/5) • had two goals in 5-3 win vs. MSU, Mankato (11/9) • had season-high 11 shots on goal at Michigan Tech (11/3).

**Leopold's Career Statistics**

| Year         | GP         | G         | A         | TP         | P/PIM         | PP        | GW       | SH       | HT       |
|--------------|------------|-----------|-----------|------------|---------------|-----------|----------|----------|----------|
| 98-99        | 39         | 7         | 16        | 23         | 10/20         | 1         | 0        | 0        | 0        |
| 99-00        | 39         | 6         | 18        | 24         | 10/20         | 4         | 2        | 0        | 0        |
| 00-01        | 42         | 12        | 37        | 49         | 19/38         | 4         | 1        | 1        | 0        |
| 01-02        | 41         | 20        | 26        | 46         | 14/28         | 8         | 3        | 1        | 0        |
| <b>Total</b> | <b>161</b> | <b>45</b> | <b>97</b> | <b>142</b> | <b>53/106</b> | <b>17</b> | <b>6</b> | <b>2</b> | <b>0</b> |

**Leopold's WCHA Career Statistics**


| Year         | GP         | G         | A         | TP        | P/PIM        | PP        | GW       | SH       | HT       |
|--------------|------------|-----------|-----------|-----------|--------------|-----------|----------|----------|----------|
| 98-99        | 28         | 5         | 8         | 13        | 8/16         | 1         | 0        | 0        | 0        |
| 99-00        | 28         | 4         | 12        | 16        | 6/12         | 2         | 2        | 0        | 0        |
| 00-01        | 28         | 10        | 21        | 31        | 14/28        | 3         | 0        | 1        | 0        |
| 01-02        | 28         | 14        | 19        | 33        | 10/20        | 6         | 3        | 0        | 0        |
| <b>Total</b> | <b>112</b> | <b>33</b> | <b>60</b> | <b>93</b> | <b>38/76</b> | <b>12</b> | <b>5</b> | <b>1</b> | <b>0</b> |

**Leopold's Career Bests**

Goals (Game): 2 (6 times, last 1/6/02 vs. North Dakota)  
Assists (Game): 3 (5 times, last 3/17/01 vs. CC)  
Points (Game): 4 (2 times, last 1/20/01 at Wisconsin)

For more information on Jordan Leopold, turn to page 49 of the 2001-02 Golden Gopher media guide.

# UPDATED PLAYER BIOS



**Freshman ■ 5-11 ■ 191** Cedar Rapids (USHL)  
**Forward/Defenseman** Wayzata, Minn.  
 Wayzata HS

**CC/MSU Notes**

Scored first career goal in second career game against Hobey Baker Award winner Ryan Miller at Michigan State (11/25)

| Career vs. Colorado College/Michigan State |              |
|--|--------------|
| Colorado College                           | 0-0-0 (0 GP) |
| Michigan State                             | 1-0-1 (1 GP) |

**2001-02 • Freshman Season**

Has played in 21 games • returned to the lineup for the first time since Feb. 9 and played in both Final Five contests • has 1-3--4, including 0-1--1 in league play • collected first career point with an assist vs. Bemidji State (10/20).

For more information on Brett MacKinnon, turn to page 62 of the 2001-02 Golden Gopher media guide.


| MacKinnon's Career Statistics |           |          |          |          |            |          |          |          |          |          |
|-------------------------------|-----------|----------|----------|----------|------------|----------|----------|----------|----------|----------|
| Year                          | GP        | G        | A        | TP       | P/PIM      | PP       | GW       | SH       | HT       |          |
| 01-02                         | 21        | 1        | 3        | 4        | 0/0        | 0        | 0        | 0        | 0        |          |
| <b>Total</b>                  | <b>21</b> | <b>1</b> | <b>3</b> | <b>4</b> | <b>0/0</b> | <b>0</b> | <b>0</b> | <b>0</b> | <b>0</b> | <b>0</b> |

| MacKinnon's WCHA Career Statistics |           |          |          |          |            |          |          |          |          |          |
|------------------------------------|-----------|----------|----------|----------|------------|----------|----------|----------|----------|----------|
| Year                               | GP        | G        | A        | TP       | P/PIM      | PP       | GW       | SH       | HT       |          |
| 01-02                              | 15        | 0        | 1        | 1        | 0/0        | 0        | 0        | 0        | 0        |          |
| <b>Total</b>                       | <b>15</b> | <b>0</b> | <b>1</b> | <b>1</b> | <b>0/0</b> | <b>0</b> | <b>0</b> | <b>0</b> | <b>0</b> | <b>0</b> |

**MacKinnon's Career Bests**  
**Goals (Game):** 1 (11/23/01 at Michigan State)  
**Assists (Game):** 1 (2 times, last 12/29/01 vs. Providence)  
**Points (Game):** 1 (3 times, last 12/29/01 vs. Providence)



**Sophomore ■ 6-3 ■ 203** Omaha (USHL)  
**Defenseman** Rogers, Minn.  
 Buffalo HS

NHL Rights: Chicago Blackhawks

**CC/MSU Notes**

Had one assist on Minnesota's seventh goal in a 7-3 win vs. Colorado College • was in the line-up for Michigan State game at Mariucci Arena (11/24/01).

| Career vs. Colorado College/Michigan State |              |
|--|--------------|
| Colorado College                           | 0-1-1 (1 GP) |
| Michigan State                             | 0-0-0 (1 GP) |

**2001-02 • Sophomore Season**

Played in 11 games • has 0-4--4 this season, including 0-3--3 in WCHA play • has missed the last seven games after suffering severe concussion vs. Wisconsin (2/22).

For more information on Joey Martin, turn to page 50 of the 2001-02 Golden Gopher media guide.

| J. Martin's Career Statistics |           |          |          |          |             |          |          |          |          |          |
|-------------------------------|-----------|----------|----------|----------|-------------|----------|----------|----------|----------|----------|
| Year                          | GP        | G        | A        | TP       | P/PIM       | PP       | GW       | SH       | HT       |          |
| 00-01                         | 18        | 0        | 2        | 2        | 1/2         | 0        | 0        | 0        | 0        |          |
| 01-02                         | 11        | 0        | 4        | 4        | 7/14        | 0        | 0        | 0        | 0        |          |
| <b>Total</b>                  | <b>29</b> | <b>0</b> | <b>6</b> | <b>6</b> | <b>8/16</b> | <b>0</b> | <b>0</b> | <b>0</b> | <b>0</b> | <b>0</b> |

| J. Martin's WCHA Career Statistics |           |          |          |          |             |          |          |          |          |          |
|------------------------------------|-----------|----------|----------|----------|-------------|----------|----------|----------|----------|----------|
| Year                               | GP        | G        | A        | TP       | P/PIM       | PP       | GW       | SH       | HT       |          |
| 00-01                              | 13        | 0        | 1        | 1        | 1/2         | 0        | 0        | 0        | 0        |          |
| 01-02                              | 7         | 0        | 3        | 3        | 4/8         | 0        | 0        | 0        | 0        |          |
| <b>Total</b>                       | <b>20</b> | <b>0</b> | <b>4</b> | <b>4</b> | <b>5/10</b> | <b>0</b> | <b>0</b> | <b>0</b> | <b>0</b> | <b>0</b> |

**J. Martin's Career Bests**  
**Goals (Game):** n/a  
**Assists (Game):** 1 (6 times, last 2/16/02 vs. Colorado College)  
**Points (Game):** 1 (6 times, last 2/16/02 vs. Colorado College)






# UPDATED PLAYER BIOS

**Paul**  
**MARTIN**  
**10**



Sophomore ■ 6-2 ■ 172

|   |                                  |
|---|----------------------------------|
| Defenseman  | Elk River, Minn.<br>Elk River HS |
|  NHL Rights: New Jersey Devils |                                  |

### CC/MSU Notes

Had one assist in 3-2 loss vs. Michigan State (11/24/01) • had team's first goal in 7-3 win vs. CC (2/16/02).

### Career vs. Colorado College/Michigan State

|                  |              |
|------------------|--------------|
| Colorado College | 1-1-2 (4 GP) |
| Michigan State   | 0-1-1 (2 GP) |

### 2001-02 • Sophomore Season

Has played in all 41 games • second-team All-WCHA selection • has 8-30--38 this season, including 5-17--22 in league play • ranks fourth in the nation in defenseman scoring and third in assists by a blueliner • team is 8-0-0 when he scores a goal • led all WCHA blueliners with 30 assists • is 17 points ahead of his scoring pace from a year ago • third on the team with 10 multi-point games • began year with nine-game point streak with six multi-point games • had career-high three assists in 7-5 win at North Dakota (10/5) • collected game-winning goal in 3-1 win vs. St. Cloud State (3/2) • had three helpers in 6-2 win at Wisconsin (1/12) • had 1-3--4 in two-game set at Alaska Anchorage (1/18-19) • paired with freshman Judd Stevens the majority of the season.

For more information on Paul Martin, turn to page 51 of the 2001-02 Golden Gopher media guide.

| P. Martin's Career Statistics |           |           |           |           |              |          |          |          |          |
|-------------------------------|-----------|-----------|-----------|-----------|--------------|----------|----------|----------|----------|
| Year                          | GP        | G         | A         | TP        | P/PIM        | PP       | GW       | SH       | HT       |
| 00-01                         | 38        | 3         | 17        | 20        | 4/8          | 0        | 0        | 0        | 0        |
| 01-02                         | 41        | 8         | 30        | 38        | 9/18         | 3        | 0        | 0        | 0        |
| <b>Total</b>                  | <b>79</b> | <b>11</b> | <b>47</b> | <b>58</b> | <b>13/26</b> | <b>3</b> | <b>0</b> | <b>0</b> | <b>0</b> |


  

| P. Martin's WCHA Career Statistics |           |          |           |           |             |          |          |          |          |
|------------------------------------|-----------|----------|-----------|-----------|-------------|----------|----------|----------|----------|
| Year                               | GP        | G        | A         | TP        | P/PIM       | PP       | GW       | SH       | HT       |
| 00-01                              | 26        | 1        | 9         | 10        | 2/4         | 0        | 0        | 0        | 0        |
| 01-02                              | 28        | 5        | 17        | 22        | 6/12        | 2        | 0        | 0        | 0        |
| <b>Total</b>                       | <b>54</b> | <b>6</b> | <b>26</b> | <b>32</b> | <b>8/16</b> | <b>2</b> | <b>0</b> | <b>0</b> | <b>0</b> |


  

| P. Martin's Career Bests |  |  |  |
|--------------------------|--|--|--|
| Goals (Game):            | 1 (11 times, last 3/2/02 vs. SCSU)     |  |  |
| Assists (Game):          | 3 (2 times, last 1/12/02 at Wisconsin) |  |  |
| Points (Game):           | 3 (2 times, last 1/12/02 at Wisconsin) |  |  |

**Pat**  
**O'LEARY**  
**25**



Senior ■ 6-2 ■ 203

|   |                                 |
|---|---------------------------------|
| Center  | Plymouth, Minn.<br>Armstrong HS |
|  NHL Rights: Phoenix Coyotes |                                 |

### CC/MSU Notes

Had assist on Brett MacKinnon's first-period goal in 4-4 tie at Michigan State (11/25/02) • had power-play goal in 6-2 win vs. Colorado College (2/11/00).

### Career vs. Colorado College/Michigan State

|                  |               |
|------------------|---------------|
| Colorado College | 1-2-3 (11 GP) |
| Michigan State   | 0-1-1 (3 GP)  |

### 2001-02 • Senior Season

Has played in 37 games • has 4-2--6 this season, including 2-0--2 in WCHA play • has been held without a point in the last 11 games • three of his four goals came at Mariucci Arena • had team's first goal in a 6-4 win at North Dakota (2/8) • had team's only goal in 3-1 loss to Denver (1/25) • had goals in wins vs. Bemidji State (10/20) and Colgate (10/27).

For more information on Pat O'Leary, turn to page 53 of the 2001-02 Golden Gopher media guide.

| O'Leary's Career Statistics |            |           |          |           |              |          |          |          |          |
|-----------------------------|------------|-----------|----------|-----------|--------------|----------|----------|----------|----------|
| Year                        | GP         | G         | A        | TP        | P/PIM        | PP       | GW       | SH       | HT       |
| 98-99                       | 17         | 0         | 2        | 2         | 4/8          | 0        | 0        | 0        | 0        |
| 99-00                       | 25         | 6         | 1        | 7         | 4/8          | 3        | 1        | 0        | 0        |
| 00-01                       | 38         | 5         | 4        | 9         | 18/44        | 1        | 1        | 0        | 0        |
| 01-02                       | 37         | 4         | 2        | 6         | 9/18         | 0        | 0        | 0        | 0        |
| <b>Total</b>                | <b>117</b> | <b>15</b> | <b>9</b> | <b>24</b> | <b>35/78</b> | <b>4</b> | <b>2</b> | <b>0</b> | <b>0</b> |


  

| O'Leary's WCHA Career Statistics |           |          |          |           |              |          |          |          |          |
|----------------------------------|-----------|----------|----------|-----------|--------------|----------|----------|----------|----------|
| Year                             | GP        | G        | A        | TP        | P/PIM        | PP       | GW       | SH       | HT       |
| 98-99                            | 12        | 0        | 2        | 2         | 2/4          | 0        | 0        | 0        | 0        |
| 99-00                            | 16        | 4        | 0        | 4         | 3/6          | 3        | 1        | 0        | 0        |
| 00-01                            | 25        | 2        | 4        | 6         | 17/42        | 0        | 0        | 0        | 0        |
| 01-02                            | 26        | 2        | 0        | 2         | 7/14         | 0        | 0        | 0        | 0        |
| <b>Total</b>                     | <b>77</b> | <b>8</b> | <b>6</b> | <b>14</b> | <b>29/66</b> | <b>3</b> | <b>1</b> | <b>0</b> | <b>0</b> |

| O'Leary's Career Bests |  |  |  |
|------------------------|--|--|--|
| Goals (Game):          | 2 (2 times, last 12/30/00 vs. Lake Superior St.) |  |  |
| Assists (Game):        | 1 (8 times, last 12/28/01 vs. Ferris State)      |  |  |
| Points (Game):         | 2 (3 times, last 1/6/01 at Alaska-Anchorage)     |  |  |

# UPDATED PLAYER BIOS



|                             |                                |
|-----------------------------|--------------------------------|
| Senior ■ 6-0 ■ 187          |                                |
| Center                      | Red Wing, Minn.<br>Red Wing HS |
| NHL Rights: St. Louis Blues |                                |

### CC/MSU Notes

Had 1-5--6 in split with CC (2/15-16) • had two assists in 4-4 tie at Michigan State (11/25/02).

### Career vs. Colorado College/Michigan State

|                  |                 |
|------------------|-----------------|
| Colorado College | 4-13-17 (16 GP) |
| Michigan State   | 1-2-3 (4 GP)    |

### Career Notes

Needs six points to reach 200 for his career • ranks ninth in school history with 194 points • only one other player who started his career after 1990 is in the top 10 (Bonin) • ranks sixth with 125 assists.

### 2001-02 • Senior Season

Played in all 41 games • first-team All-WCHA selection • two-year team captain • leads team and ranks second in the nation with 25-48-73 • leads the nation in assists (by six) • tied for the national lead with 14 power-play goals • ranks eighth in the nation in goals • has had a point in all but six games • has 24 multi-point games and seven multi-goal games • has 3-17--20 in 15 games vs. ranked opponents • has won nearly 62 percent of faceoffs • began year with 15-game point streak • also had two 10-game point streaks • had string of eight straight multi-point games (2/2-2/23) • enters this weekend with 11-16--27 in his last 13 games • tied school record with a nation-leading five assists vs. Colgate (10/27) • had two shorthanded goals in span of three games

(2/9-2/15) • first three-time member of Mariucci Classic All-Tournament Team after collecting 2-2--4 in 6-1 win vs. Providence • had 2-2--4 in 7-2 win vs. UND (3/8).

For more information on John Pohl, turn to page 54 of the 2001-02 Golden Gopher media guide.

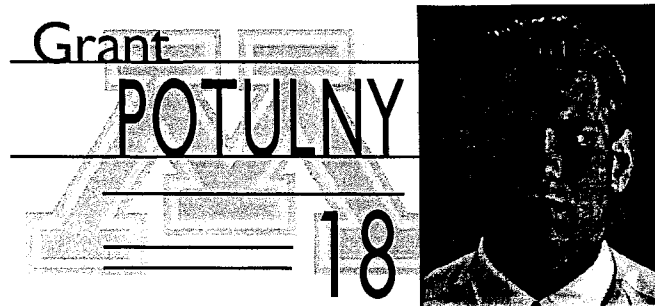
| Pohl's Career Statistics |            |           |            |            |              |           |          |          |          |  |
|--------------------------|------------|-----------|------------|------------|--------------|-----------|----------|----------|----------|--|
| Year                     | GP         | G         | A          | TP         | P/PIM        | PP        | GW       | SH       | HT       |  |
| 98-99                    | 42         | 7         | 10         | 17         | 9/18         | 1         | 0        | 0        | 0        |  |
| 99-00                    | 41         | 18        | 41         | 59         | 13/26        | 9         | 1        | 1        | 1        |  |
| 00-01                    | 38         | 19        | 26         | 45         | 8/24         | 13        | 3        | 0        | 0        |  |
| 01-02                    | 41         | 25        | 48         | 73         | 12/24        | 14        | 0        | 2        | 0        |  |
| <b>Total</b>             | <b>162</b> | <b>69</b> | <b>125</b> | <b>194</b> | <b>42/92</b> | <b>37</b> | <b>4</b> | <b>3</b> | <b>1</b> |  |

| Pohl's WCHA Career Statistics |            |           |           |            |              |           |          |          |          |  |
|-------------------------------|------------|-----------|-----------|------------|--------------|-----------|----------|----------|----------|--|
| Year                          | GP         | G         | A         | TP         | P/PIM        | PP        | GW       | SH       | HT       |  |
| 98-99                         | 27         | 3         | 6         | 9          | 5/10         | 0         | 0        | 0        | 0        |  |
| 99-00                         | 28         | 14        | 26        | 40         | 7/14         | 8         | 1        | 1        | 1        |  |
| 00-01                         | 26         | 15        | 17        | 32         | 2/4          | 10        | 3        | 0        | 0        |  |
| 01-02                         | 28         | 17        | 29        | 46         | 10/20        | 9         | 0        | 2        | 0        |  |
| <b>Total</b>                  | <b>109</b> | <b>49</b> | <b>78</b> | <b>127</b> | <b>24/48</b> | <b>27</b> | <b>4</b> | <b>3</b> | <b>1</b> |  |

| Pohl's Career Bests |   |                        |  |
|---------------------|---|------------------------|--|
| Goals (Game):       | 3 | (1/15/00 vs. Denver)   |  |
| Assists (Game):     | 5 | (10/27/01 vs. Colgate) |  |
| Points (Game):      | 5 | (10/27/01 vs. Colgate) |  |



|                             |                                   |                |
|-----------------------------|-----------------------------------|----------------|
| Sophomore ■ 6-2 ■ 196       |                                   | Lincoln (USHL) |
| Forward                     | Grand Forks, N.D.<br>Red River HS |                |
| NHL Rights: Ottawa Senators |                                   |                |

### CC/MSU Notes

Gave team 2-1 lead with second-period goal in 4-4 tie at Michigan State (11/25/02) • had game-winning goal in 4-1 win vs. Colorado College (2/17/01).

### Career vs. Colorado College/Michigan State

|                  |              |
|------------------|--------------|
| Colorado College | 3-1-4 (5 GP) |
| Michigan State   | 1-0-1 (2 GP) |

### 2001-02 • Sophomore Season

Played in all 41 games • has 11-19--30 this season, including 8-15--23 in league play • fourth on the team with six power-play goals • has a point in 25 of 40 games this year • has 4-5--9 vs. ranked opponents • has four multi-point games • has had a goal in the first five minutes of a game twice • had nine-game point streak (10/27-11/25) • had six-game point streak (1/5-1/19) • collected fourth career multi-goal game with two vs. Colgate (10/27) • tied career high with three points vs. the Raiders • had team's first goal in 5-4 win at St. Cloud State (3/1) • had game-winning goal in 5-2 win at Alaska Anchorage (1/19) • had two assists in 4-3 overtime win vs. Wisconsin (2/23).

For more information on Grant Potulny, turn to page 55 of the 2001-02 Golden Gopher media guide.

| Potulny's Career Statistics |           |           |           |           |              |           |          |          |          |  |
|-----------------------------|-----------|-----------|-----------|-----------|--------------|-----------|----------|----------|----------|--|
| Year                        | GP        | G         | A         | TP        | P/PIM        | PP        | GW       | SH       | HT       |  |
| 00-01                       | 42        | 22        | 11        | 33        | 19/38        | 16        | 5        | 0        | 1        |  |
| 01-02                       | 40        | 11        | 19        | 30        | 16/32        | 6         | 1        | 0        | 0        |  |
| <b>Total</b>                | <b>82</b> | <b>33</b> | <b>30</b> | <b>63</b> | <b>35/70</b> | <b>22</b> | <b>6</b> | <b>0</b> | <b>1</b> |  |

| Potulny's WCHA Career Statistics |           |           |           |           |              |           |          |          |          |  |
|----------------------------------|-----------|-----------|-----------|-----------|--------------|-----------|----------|----------|----------|--|
| Year                             | GP        | G         | A         | TP        | P/PIM        | PP        | GW       | SH       | HT       |  |
| 00-01                            | 28        | 12        | 5         | 17        | 17/34        | 8         | 3        | 0        | 1        |  |
| 01-02                            | 28        | 8         | 15        | 23        | 10/20        | 5         | 1        | 0        | 0        |  |
| <b>Total</b>                     | <b>56</b> | <b>20</b> | <b>20</b> | <b>40</b> | <b>27/54</b> | <b>13</b> | <b>4</b> | <b>0</b> | <b>1</b> |  |

| Potulny's Career Bests |   |                                      |  |
|------------------------|---|--------------------------------------|--|
| Goals (Game):          | 3 | (1/20/01 vs. Wisconsin)              |  |
| Assists (Game):        | 2 | (2 times last 2/23/02 vs. Wisconsin) |  |
| Points (Game):         | 3 | (4 times, 10/27/01 vs. Colgate)      |  |



# UPDATED PLAYER BIOS

Troy

RIDDLE

21



|                             |                                 |                   |
|-----------------------------|---------------------------------|-------------------|
| Sophomore ■ 5-10 ■ 170      |                                 | Des Moines (USHL) |
| Forward                     | Minneapolis, Minn.<br>Valley HS |                   |
| NHL Rights: St. Louis Blues |                                 |                   |

### CC/MSU Notes

Was named WCHA Rookie of the Week after six-point weekend in sweep of Colorado College (2/16-17/01) • was named WCHA Offensive Player of the Week after seven-point weekend vs. the Tigers this year. (2/15-16/02 • had career-high four assists in 6-5 loss to CC in the first game and had the game-winner goal the following night • had an assist on Minnesota's third goal in a 4-4 tie at MSU (11/25/02).

### Career vs. Colorado College/Michigan State

|                  |               |
|------------------|---------------|
| Colorado College | 5-7-12 (5 GP) |
| Michigan State   | 0-1-1 (2 GP)  |

### 2001-02 • Sophomore Season

Has played in all 41 games • ranks fourth on the team with 16-27-43, including 8-19-27 in league play • named to the WCHA Final Five All-Tournament Team • had 2-2--4 in the tournament • ranked second in the WCHA with three shorthanded goals and five shorthanded points • has 3-10--13 vs. ranked opponents • third on the team with 11 multi-point games • has team-leading three unassisted goals • has tallied a point in 26 of 41 games • three of his four power-play goals came at Mariucci Arena • had 1-2--3 in 7-2 win vs. North Dakota (3/8) • had 1-1--2, including shorthanded goal, in 6-2 win at Wisconsin (1/12) • had 3-2--5 in sweep of Bemidji State (10/19-20)

### Riddle's Career Statistics

| Year  | GP | G  | A  | TP | P/PIM | PP | GW | SH | HT |
|-------|----|----|----|----|-------|----|----|----|----|
| 00-01 | 38 | 16 | 14 | 30 | 19/49 | 4  | 1  | 1  | 0  |
| 01-02 | 41 | 16 | 27 | 43 | 23/46 | 4  | 3  | 3  | 0  |
| Total | 79 | 32 | 41 | 73 | 42/95 | 8  | 4  | 4  | 0  |

### Riddle's WCHA Career Statistics

| Year  | GP | G  | A  | TP | P/PIM | PP | GW | SH | HT |
|-------|----|----|----|----|-------|----|----|----|----|
| 00-01 | 26 | 10 | 11 | 21 | 16/43 | 2  | 1  | 1  | 0  |
| 01-02 | 28 | 8  | 19 | 27 | 22/44 | 0  | 1  | 0  | 0  |
| Total | 54 | 18 | 30 | 48 | 38/87 | 2  | 2  | 1  | 0  |

### Riddle's Career Bests

Goals (Game): 2 (4 times, last 10/16/01 vs. Colgate)  
 Assists (Game): 4 (2/15/02 vs. Colorado College)  
 Points (Game): 4 (2/15/02 vs. Colorado College)

Chad

ROBERG

14



|                     |                                 |  |
|---------------------|---------------------------------|--|
| Junior ■ 5-11 ■ 174 |                                 |  |
| Forward             | Duluth, Minn.<br>Duluth East HS |  |

### 2001-02 • Junior Season

Appeared in three games this season • saw action on Dec. 29 vs. Providence and the two-game series at Wisconsin (1-11/12).

For more information on Chad Roberg, turn to page 57 of the 2001-02 Golden Gopher media guide.

### Roberg's Career Statistics

| Year  | GP | G | A | TP | P/PIM | PP | GW | SH | HT |
|-------|----|---|---|----|-------|----|----|----|----|
| 99-00 | 0  | 0 | 0 | 0  | 0/0   | 0  | 0  | 0  | 0  |
| 00-01 | 6  | 0 | 0 | 0  | 0/0   | 0  | 0  | 0  | 0  |
| 01-02 | 3  | 0 | 0 | 0  | 0/0   | 0  | 0  | 0  | 0  |
| Total | 9  | 0 | 0 | 0  | 0/0   | 0  | 0  | 0  | 0  |


### Roberg's WCHA Career Statistics

| Year  | GP | G | A | TP | P/PIM | PP | GW | SH | HT |
|-------|----|---|---|----|-------|----|----|----|----|
| 99-00 | 0  | 0 | 0 | 0  | 0/0   | 0  | 0  | 0  | 0  |
| 00-01 | 4  | 0 | 0 | 0  | 0/0   | 0  | 0  | 0  | 0  |
| 01-02 | 2  | 0 | 0 | 0  | 0/0   | 0  | 0  | 0  | 0  |
| Total | 6  | 0 | 0 | 0  | 0/0   | 0  | 0  | 0  | 0  |

• had two power-play goals in 7-1 rout of the Beavers (10/19).

For more information on Troy Riddle, turn to page 56 of the 2001-02 Golden Gopher media guide.

# UPDATED PLAYER BIOS




**Garrett Smaagaard**  
 Freshman ■ 5-11 ■ 167  
**Forward**  
 Eden Prairie, Minn.  
 Eden Prairie HS

### 2001-02 • Freshman Season

Has played in 19 games • has 1-2--3 this season, including 1-0--1 in league play • has not played since Jan. 25 vs. Denver, a span of 13 games • both of his assists were on game-winners • collected first career goal, the game-winner, in 6-2 win at Wisconsin (1/12) • had career-high four shots on goal vs. the Badgers • collected first career point with assist in 8-0 win vs. Colgate (10/26) • also had an assist in 6-1 win vs. Providence.

| Career vs. Colorado College/Michigan State |              |
|--|--------------|
| Colorado College                           | 0-0-0 (0 GP) |
| Michigan State                             | 0-0-0 (1 GP) |

For more information on Garrett Smaagaard, turn to page 63 of the 2001-02 Golden Gopher media guide.



**Judd Stevens**  
 Freshman ■ 6-1 ■ 193  
**Defenseman**  
 Green Bay (USHL)  
 Wayzata, Minn.  
 Wayzata HS

### 2001-02 • Freshman Season

Has played in 38 games • has 1-15--16 this season, including 0-10--10 in league play • fourth in the WCHA in scoring among freshman blueliners • has three multi-point games • had 1-12--13 in first 23 games, but just 0-3--3 in last 15 • had two three-game point streaks • had first two assists of his career in 7-1 win vs. Bemidji State (10/19) • collected first career goal and added an assist in 6-1 win vs. Providence (12/29) • paired with Paul Martin the majority of the season.

| Career vs. Colorado College/Michigan State |              |
|--|--------------|
| Colorado College                           | 0-0-0 (1 GP) |
| Michigan State                             | 0-0-0 (1 GP) |

For more information on Judd Stevens, turn to page 63 of the 2001-02 Golden Gopher media guide.

| Smaagaard's Career Statistics |           |          |          |          |            |          |          |          |          |
|-------------------------------|-----------|----------|----------|----------|------------|----------|----------|----------|----------|
| Year                          | GP        | G        | A        | TP       | P/PIM      | PP       | GW       | SH       | HT       |
| 01-02                         | 19        | 1        | 2        | 3        | 1/2        | 0        | 1        | 0        | 0        |
| <b>Total</b>                  | <b>19</b> | <b>1</b> | <b>2</b> | <b>3</b> | <b>1/2</b> | <b>0</b> | <b>1</b> | <b>0</b> | <b>0</b> |

| Smaagaard's WCHA Career Statistics |           |          |          |          |            |          |          |          |          |
|------------------------------------|-----------|----------|----------|----------|------------|----------|----------|----------|----------|
| Year                               | GP        | G        | A        | TP       | P/PIM      | PP       | GW       | SH       | HT       |
| 01-02                              | 12        | 1        | 0        | 1        | 1/2        | 0        | 1        | 0        | 0        |
| <b>Total</b>                       | <b>12</b> | <b>1</b> | <b>0</b> | <b>1</b> | <b>1/2</b> | <b>0</b> | <b>1</b> | <b>0</b> | <b>0</b> |

| Smaagaard's Career Bests |   |  |  |  |  |  |  |  |  |
|--------------------------|---|--|--|--|--|--|--|--|--|
| <b>Goals (Game):</b>     | 1 (1/12/02 at Wisconsin)                  |  |  |  |  |  |  |  |  |
| <b>Assists (Game):</b>   | 1 (2 times, last 12/29/01 vs. Providence) |  |  |  |  |  |  |  |  |
| <b>Points (Game):</b>    | 1 (2 times, last 12/29/01 vs. Providence) |  |  |  |  |  |  |  |  |

| Stevens' Career Statistics |           |          |           |           |             |          |          |          |          |
|----------------------------|-----------|----------|-----------|-----------|-------------|----------|----------|----------|----------|
| Year                       | GP        | G        | A         | TP        | P/PIM       | PP       | GW       | SH       | HT       |
| 01-02                      | 38        | 1        | 15        | 16        | 6/12        | 0        | 0        | 0        | 0        |
| <b>Total</b>               | <b>38</b> | <b>1</b> | <b>15</b> | <b>16</b> | <b>6/12</b> | <b>0</b> | <b>0</b> | <b>0</b> | <b>0</b> |

| Stevens' WCHA Career Statistics |           |          |           |           |             |          |          |          |          |
|---------------------------------|-----------|----------|-----------|-----------|-------------|----------|----------|----------|----------|
| Year                            | GP        | G        | A         | TP        | P/PIM       | PP       | GW       | SH       | HT       |
| 01-02                           | 25        | 0        | 10        | 10        | 5/10        | 0        | 0        | 0        | 0        |
| <b>Total</b>                    | <b>25</b> | <b>0</b> | <b>10</b> | <b>10</b> | <b>5/10</b> | <b>0</b> | <b>0</b> | <b>0</b> | <b>0</b> |

| Stevens' Career Bests  |   |  |  |  |  |  |  |  |  |
|------------------------|---|--|--|--|--|--|--|--|--|
| <b>Goals (Game):</b>   | 1 (12/29/01 vs. Providence)               |  |  |  |  |  |  |  |  |
| <b>Assists (Game):</b> | 2 (2 times, last 10/27/01 vs. Colgate)    |  |  |  |  |  |  |  |  |
| <b>Points (Game):</b>  | 2 (3 times, last 12/29/01 vs. Providence) |  |  |  |  |  |  |  |  |



# UPDATED PLAYER BIOS

Jeff

TAFFE

22



Junior ■ 6-2 ■ 185

Center

Hastings, Minn.  
Hastings HS



NHL Rights: Phoenix Coyotes

### CC/MSU Notes

Had an assist on Grant Potulny's goal which game Minnesota a 2-1 lead in a 4-4 tie at Michigan State (11/25/02) • had two assists in 4-1 win over Colorado College (2/17/01).

### Career vs. Colorado College/Michigan State

|                  |               |
|------------------|---------------|
| Colorado College | 1-4-5 (11 GP) |
| Michigan State   | 0-1-1 (3 GP)  |

### 2001-02 • Junior Season

Third-team All-WCHA selection • played in 40 games • second on the team and fifth in the nation with 32-23--55 • has most goals by a Golden Gopher since Brian Bonin had 34 in 1995-96 • had 17-14--31 in league play • seven of his eight career multi-goal games have come this season • ranks second in the nation in goals • tied for the national lead with 14 power-play goals, a total that ranks sixth in school history • ranks third with six game-winning goals • has at least a point in 31 of 40 games • has 17 multi-point games, including five with three or more points • had an eight-game point streak snapped last Saturday (6-7--13) • had 12 goals in 12-game span (12/28-2/8) • began year with 10 goals in first nine games • collected first career hat trick in 5-2 win at Michigan (11/23) • had career-high five points (2-3--5) in 7-1 win vs. Bemidji State (10/20) • had two goals in 7-5 win at North Dakota (10/5) • had 2-1--3 in 7-3 win at Michigan Tech

### Taffe's Career Statistics

| Year         | GP         | G         | A         | TP         | P/PIM         | PP        | GW        | SH       | HT       |
|--------------|------------|-----------|-----------|------------|---------------|-----------|-----------|----------|----------|
| 99-00        | 39         | 10        | 10        | 20         | 11/22         | 3         | 1         | 0        | 0        |
| 00-01        | 38         | 12        | 23        | 35         | 24/56         | 4         | 5         | 0        | 0        |
| 01-02        | 40         | 32        | 23        | 55         | 29/80         | 14        | 6         | 1        | 1        |
| <b>Total</b> | <b>127</b> | <b>54</b> | <b>56</b> | <b>110</b> | <b>64/158</b> | <b>21</b> | <b>12</b> | <b>1</b> | <b>1</b> |

### Taffe's WCHA Career Statistics

| Year         | GP        | G         | A         | TP        | P/PIM         | PP        | GW       | SH       | HT       |
|--------------|-----------|-----------|-----------|-----------|---------------|-----------|----------|----------|----------|
| 99-00        | 28        | 8         | 8         | 16        | 8/16          | 2         | 1        | 0        | 0        |
| 00-01        | 26        | 9         | 16        | 25        | 16/40         | 3         | 3        | 0        | 0        |
| 01-02        | 27        | 17        | 14        | 31        | 16/54         | 8         | 2        | 1        | 0        |
| <b>Total</b> | <b>81</b> | <b>34</b> | <b>38</b> | <b>72</b> | <b>40/110</b> | <b>13</b> | <b>6</b> | <b>1</b> | <b>0</b> |

### Taffe's Career Bests

Goals (Game): 3 (11/23/01 at Michigan)  
Assists (Game): 4 (2/18/00 at Michigan Tech)  
Points (Game): 5 (10/19/01 vs. Bemidji State)


(11/2) • had two goals, including game-winner, in 3-2 win vs. Ferris State (12/28) • had five-point weekend in sweep of Wisconsin (2/22-23) • had 2-2--4 in playoff sweep of North Dakota (3/8-9)

For more information on Jeff Taffe, turn to page 58 of the 2001-02 Golden Gopher media guide.

Barry

TALLACKSON

27



Freshman ■ 6-4 ■ 196

Forward

U.S. Nat'l Development Team

St. Paul, Minn.  
Huron (Mich.) HS

### CC/MSU Notes

Had game-tying goal at 17:31 of the third period in 4-4 tie at Michigan State (11/25/02) • had assist on Paul Martin's goal in 7-3 win (2/16/02).

### Career vs. Colorado College/Michigan State

|                  |              |
|------------------|--------------|
| Colorado College | 0-1-1 (2 GP) |
| Michigan State   | 1-0-1 (1 GP) |

### 2001-02 • Freshman Season

Only freshman to play in all 39 games • has 13-7--20 this season, including 8-4--12 in league play • has the third-highest goal total among WCHA rookies • had 4-3--7 vs. this year's tournament field • had at least a point in 18 of 39 games • had 1-1--2 in 7-2 win vs. Bemidji State in second career game (10/19) • collected first career two-goal game, including game-winner, in 6-4 win at North Dakota (2/8) • had three goals in four games against St. Cloud State • collected game-tying goal in 4-4 tie at then-No. 1 Michigan State (11/25) • had three-game goal streak (11/25-12/1) • had career-high seven shots, including one goal, in 5-1 win vs. UMD (11/16).

For more information on Barry Tallackson, turn to page 63 of the 2001-02 Golden Gopher media guide.

### Tallackson's Career Statistics

| Year         | GP        | G         | A         | TP        | P/PIM        | PP       | GW       | SH       | HT       |
|--------------|-----------|-----------|-----------|-----------|--------------|----------|----------|----------|----------|
| 01-02        | 41        | 13        | 10        | 23        | 20/40        | 3        | 2        | 0        | 0        |
| <b>Total</b> | <b>41</b> | <b>13</b> | <b>10</b> | <b>23</b> | <b>20/40</b> | <b>3</b> | <b>2</b> | <b>0</b> | <b>0</b> |

### Tallackson's WCHA Career Statistics

| Year         | GP        | G        | A        | TP        | P/PIM        | PP       | GW       | SH       | HT       |
|--------------|-----------|----------|----------|-----------|--------------|----------|----------|----------|----------|
| 01-02        | 28        | 8        | 4        | 12        | 14/28        | 2        | 2        | 0        | 0        |
| <b>Total</b> | <b>28</b> | <b>8</b> | <b>4</b> | <b>12</b> | <b>14/28</b> | <b>2</b> | <b>2</b> | <b>0</b> | <b>0</b> |


### Tallackson's Career Bests

Goals (Game): 2 (2/8/02 at North Dakota)  
Assists (Game): 2 (3/16/02 vs. Denver)  
Points (Game): 2 (3 times, last 3/16/02 vs. Denver)

# UPDATED PLAYER BIOS




**Jon**  
**WAIBEL**  
**5**



Sophomore ■ 5-11 ■ 185 U.S. Nat'l Development Team

|         |                               |
|---------|-------------------------------|
| Forward | Baudette, Minn.<br>Pioneer HS |
|---------|-------------------------------|

**Travis**  
**WEBER**  
**31**



Freshman ■ 5-11 ■ 200 U.S. Nat'l Development Team

|            |                              |
|------------|------------------------------|
| Goaltender | Hibbing, Minn.<br>Hibbing HS |
|------------|------------------------------|

### CC/MSU Notes

Had an assist on Minnesota's sixth goal in a 6-1 win last season (2/16/01) • has not scored in two career games vs. the Spartans.

### Career vs. Colorado College/Michigan State

|                  |              |
|------------------|--------------|
| Colorado College | 0-1-1 (5 GP) |
| Michigan State   | 0-0-0 (2 GP) |

### 2001-02 • Sophomore Season

Has played in all 39 games • has 5-4--9, including 4-4--8 in league play • has 2-1--3 vs. this year's tournament field • two of his assists have come on shorthanded goals • five of his six career goals have come on the road • both of his game-winners occurred at North Dakota • scored the game-winner with 10 seconds to play in 4-3 win (2/9) • first career game-winner came in season opener at North Dakota (10/5) • had two goals in series at Wisconsin (1/11-12) • had first career multi-point game (1-1--2) in 5-3 win vs. UMD (11/17) • had season-high four shots on goal in 3-2 win vs. Ferris State • has 1-1--2 in his last 16 games.

For more information on Jon Waibel, turn to page 59 of the 2001-02 Golden Gopher media guide.

### CC/MSU Notes

Got the start for the injured Adam Hauser on Feb. 15 • stopped 24 of 30 shots before being pulled at the 9:39 mark of the third period.

### Career vs. Colorado College/Michigan State

|                  |                   |
|------------------|-------------------|
| Colorado College | 0-1-0, 7.25, .800 |
| Michigan State   | 0-0-0, 0.00, .000 |

### 2001-02 • Freshman Season

Appeared in 10 games with eight starts • is 6-2-0 with a 3.29 goals-against-average and .870 saves percentage • was 3-2-0 in league play with 4.25 gaa and .840 saves percentage • earned first career win in relief appearance at North Dakota • in first career appearance, stopped 13 of 14 shots in 7-5 win (10/5) • started next game vs. Bemidji State and earned win with 20 saves in 7-2 victory (10/19) • stopped 24 of 25 shots in 6-1 win vs. Providence (12/29) • stopped 21 of 22 shots in 2-1 win vs. North Dakota (1/6) • defeated then-No. 1 Denver 6-1 with 22 saves (1/26) • was relieved in three of his eight starts.

For more information on Travis Weber, turn to page 64 of the 2001-02 Golden Gopher media guide.

| Waibel's Career Statistics |           |          |           |           |              |          |          |          |          |  |
|----------------------------|-----------|----------|-----------|-----------|--------------|----------|----------|----------|----------|--|
| Year                       | GP        | G        | A         | TP        | P/PI         | PP       | GW       | SH       | HT       |  |
| 00-01                      | 42        | 1        | 7         | 8         | 17/34        | 0        | 0        | 0        | 0        |  |
| 01-02                      | 41        | 5        | 4         | 9         | 18/36        | 0        | 2        | 0        | 0        |  |
| <b>Total</b>               | <b>83</b> | <b>6</b> | <b>11</b> | <b>17</b> | <b>35/70</b> | <b>0</b> | <b>2</b> | <b>0</b> | <b>0</b> |  |

| Waibel's WCHA Career Statistics |           |          |          |           |              |          |          |          |          |  |
|---------------------------------|-----------|----------|----------|-----------|--------------|----------|----------|----------|----------|--|
| Year                            | GP        | G        | A        | TP        | P/PI         | PP       | GW       | SH       | HT       |  |
| 00-01                           | 28        | 1        | 5        | 6         | 12/24        | 0        | 0        | 0        | 0        |  |
| 01-02                           | 28        | 4        | 4        | 8         | 11/22        | 0        | 1        | 0        | 0        |  |
| <b>Total</b>                    | <b>56</b> | <b>5</b> | <b>9</b> | <b>14</b> | <b>23/46</b> | <b>0</b> | <b>1</b> | <b>0</b> | <b>0</b> |  |

| Waibel's Career Bests  |   |  |  |  |  |  |  |  |  |  |
|------------------------|---|--|--|--|--|--|--|--|--|--|
| <b>Goals (Game):</b>   | 1 (6 times, last 2/9/02 at North Dakota)  |  |  |  |  |  |  |  |  |  |
| <b>Assists (Game):</b> | 1 (11 times, last 2/8/02 at North Dakota) |  |  |  |  |  |  |  |  |  |
| <b>Points (Game):</b>  | 2 (11/17/01 vs. UMD)                      |  |  |  |  |  |  |  |  |  |

| Weber's Career Statistics |           |              |            |           |             |            |             |
|---------------------------|-----------|--------------|------------|-----------|-------------|------------|-------------|
| Year                      | G         | W-L-T        | MIN        | GA        | GAA         | SV         | SV%         |
| 01-02                     | 10        | 6-2-0        | 456        | 25        | 3.29        | 167        | .870        |
| <b>Total</b>              | <b>10</b> | <b>6-2-0</b> | <b>456</b> | <b>25</b> | <b>3.29</b> | <b>167</b> | <b>.870</b> |

| Weber's Career WCHA Statistics |          |              |            |           |             |            |             |
|--------------------------------|----------|--------------|------------|-----------|-------------|------------|-------------|
| Year                           | G        | W-L-T        | MIN        | GA        | GAA         | SV         | SV%         |
| 01-02                          | 7        | 3-2-0        | 296        | 21        | 4.25        | 110        | .840        |
| <b>Total</b>                   | <b>7</b> | <b>3-2-0</b> | <b>296</b> | <b>21</b> | <b>4.25</b> | <b>110</b> | <b>.840</b> |

| Weber's Career Bests                  |                                   |  |  |  |  |  |  |  |  |  |
|---------------------------------------|-----------------------------------|--|--|--|--|--|--|--|--|--|
| <b>Goals Allowed (Fewest - Game):</b> | 1 (3 times, last 1/6/02 vs. UND)  |  |  |  |  |  |  |  |  |  |
| <b>Saves (Game):</b>                  | 24 (2 times, last 2/15/02 vs. CC) |  |  |  |  |  |  |  |  |  |
| <b>Saves Percentage (Game):</b>       | .960 (12/29/01 vs. Providence)    |  |  |  |  |  |  |  |  |  |



# UPDATED PLAYER BIOS

Dan

WELCH

23



Sophomore ■ 5-11 ■ 195 Omaha (USHL)

Forward

Hastings, Minn.  
Hastings HS



NHL Rights: Los Angeles Kings

### CC/MSU Notes

Gave Minnesota a 4-3 lead with his second-period goal in a 6-5 loss (2/15/02) • last faced Michigan State on Nov. 27, 1999.

### Career vs. Colorado College/Michigan State

Colorado College 1-1-2 (7 GP)  
Michigan State 0-0-0 (1 GP)

### 2001-02 • Sophomore Season

Became eligible for the Denver series (1/25-26) after spending the fall semester at Normandale Community College • has played in the last 16 games • has 4-5--9 on the season, all in league play • eight of his nine points have come in the second period • eight of his nine points came at Mariucci Arena • has a pair of three-point weekends • had a goal and two assists in sweep of Wisconsin (2/22-23) • had a goal and an assist in 4-3 overtime win vs. North Dakota (3/9) • collected first goal of the season in 6-4 win at North Dakota (2/8) • first point of the season was an assist in 6-1 win vs. then-No. 1 Denver (1/26).

For more information on Dan Welch, turn to page 23 of this booklet.

### Welch's Career Statistics

| Year  | GP           | G  | A  | TP | P/PIM | PP | GW | SH | HT |
|-------|--------------|----|----|----|-------|----|----|----|----|
| 99-00 | 36           | 6  | 8  | 14 | 10/31 | 0  | 2  | 0  | 0  |
| 00-01 | Did Not Play |    |    |    |       |    |    |    |    |
| 01-02 | 16           | 4  | 5  | 9  | 5/10  | 0  | 1  | 0  | 0  |
| Total | 52           | 10 | 13 | 23 | 15/41 | 0  | 2  | 0  | 0  |

### Welch's Career WCHA Statistics

| Year  | GP           | G | A | TP | P/PIM | PP | GW | SH | HT |
|-------|--------------|---|---|----|-------|----|----|----|----|
| 99-00 | 23           | 4 | 3 | 7  | 9/29  | 0  | 1  | 0  | 0  |
| 00-01 | Did Not Play |   |   |    |       |    |    |    |    |
| 01-02 | 12           | 3 | 3 | 6  | 3/6   | 0  | 1  | 0  | 0  |
| Total | 35           | 7 | 6 | 13 | 12/35 | 0  | 2  | 0  | 0  |

### Welch's Career Bests

Goals (Game): 2 (2/18/00 at Michigan Tech)  
Assists (Game): 1 (13 times, last 3/9/02 vs. UND)  
Points (Game): 2 (3 times, last 3/9/02 vs. UND)

Erik

WENDELL

11



Senior ■ 6-1 ■ 210

Forward

Brooklyn Park, Minn.  
Maple Grove HS



NHL Rights: Washington Capitals

### CC/MSU Notes

Gave Minnesota a 3-1 lead at Michigan State in a 4-4 tie (11/25/02) • had the Golden Gophers' seventh goal in a 7-3 win (2/16/02).

### Career vs. Colorado College/Michigan State

Colorado College 4-3-7 (8 GP)  
Michigan State 1-0-1 (3 GP)

### 2001-02 • Senior Season

Has played in all 41 games • has 8-9--17 this season, including 5-3--8 in league play • has career highs in goals, assists and points • began year with four-game point streak • team is 13-0-1 when he has a point • 10 points ahead of his scoring pace from a year ago • has three game-winning goals • had game-winning goals in 2-1 win at Denver (12/7) and in 6-1 win vs. the then-No. 1 Pioneers (1/26) • has three multi-point games • has 5-6--11 at Mariucci Arena.

For more information on Erik Wendell, turn to page 60 of the 2001-02 Golden Gopher media guide.

### Wendell's Career Statistics

| Year  | GP  | G  | A  | TP | P/PIM  | PP | GW | SH | HT |
|-------|-----|----|----|----|--------|----|----|----|----|
| 98-99 | 41  | 7  | 7  | 14 | 23/46  | 2  | 0  | 0  | 0  |
| 99-00 | 32  | 4  | 2  | 6  | 13/26  | 0  | 0  | 0  | 0  |
| 00-01 | 33  | 5  | 2  | 7  | 19/38  | 2  | 0  | 0  | 0  |
| 01-02 | 41  | 8  | 9  | 17 | 20/40  | 3  | 3  | 0  | 0  |
| Total | 147 | 24 | 20 | 44 | 75/150 | 7  | 3  | 0  | 0  |

### Wendell's WCHA Career Statistics

| Year  | GP  | G  | A  | TP | P/PIM | PP | GW | SH | HT |
|-------|-----|----|----|----|-------|----|----|----|----|
| 98-99 | 27  | 5  | 5  | 10 | 14/28 | 1  | 0  | 0  | 0  |
| 99-00 | 23  | 3  | 2  | 5  | 7/14  | 0  | 0  | 0  | 0  |
| 00-01 | 23  | 5  | 2  | 7  | 12/24 | 2  | 0  | 0  | 0  |
| 01-02 | 28  | 5  | 3  | 8  | 11/22 | 1  | 2  | 0  | 0  |
| Total | 101 | 18 | 12 | 30 | 44/88 | 4  | 2  | 0  | 0  |

### Wendell's Career Bests

Goals (Game): 2 (2/2/01 vs. Michigan Tech)  
Assists (Game): 2 (10/5/01 at North Dakota)  
Points (Game): 2 (6 times, last 11/17/01 vs. UND)

# GOLDEN GOPHER HOCKEY

## 2001-02 POSTSEASON ROSTER

| No | Name (pronunciation)       | Pos | Ht   | Wt  | Yr | Ltr | B-Date   | Age | Hometown (Previous Team)             |
|----|----------------------------|-----|------|-----|----|-----|----------|-----|--------------------------------------|
| 1  | Adam Hauser (HOW-zer)      | G   | 6-2  | 210 | SR | 3   | 5/27/80  | 21  | Bovey, Minn. (Greenway)              |
| 3  | Jordan Leopold             | D   | 6-0  | 210 | SR | 3   | 8/3/80   | 21  | Golden Valley, Minn. (Armstrong)     |
| 5  | Jon Waibel (WHY-bull)      | F   | 5-11 | 185 | SO | 1   | 5/19/82  | 19  | Baudette, Minn. (USNDT)              |
| 6  | Judd Stevens               | D   | 6-1  | 193 | FR | 0   | 4/9/83   | 18  | Wayzata, Minn. (Green Bay)           |
| 9  | John Pohl (POLE)           | C   | 6-0  | 187 | SR | 3   | 6/1/79   | 22  | Red Wing, Minn.                      |
| 10 | Paul Martin                | D   | 6-2  | 172 | SO | 1   | 3/5/81   | 20  | Elk River, Minn.                     |
| 11 | Erik Wendell (WEN-dul)     | F   | 6-1  | 210 | SR | 3   | 8/23/79  | 22  | Brooklyn Center, Minn. (Maple Grove) |
| 13 | Keith Ballard              | D   | 5-11 | 196 | FR | 0   | 11/26/82 | 19  | Baudette, Minn. (Omaha)              |
| 14 | Chad Roberg                | F   | 5-11 | 174 | JR | 0   | 10/25/80 | 21  | Duluth, Minn. (East)                 |
| 15 | Mike Erickson              | F   | 6-2  | 188 | FR | 0   | 4/12/83  | 18  | Eden Prairie, Minn.                  |
| 16 | Nick Anthony               | C   | 5-10 | 190 | JR | 2   | 1/30/79  | 22  | Faribault, Minn. (Twin Cities)       |
| 17 | Garrett Smaagaard          | F   | 5-11 | 167 | FR | 0   | 8/13/82  | 19  | Eden Prairie, Minn.                  |
| 18 | Grant Potulny (PUH-tulnee) | F   | 6-2  | 196 | SO | 1   | 3/4/80   | 21  | Grand Forks, N.D. (Omaha)            |
| 19 | Matt DeMarchi (de-MARK-ee) | D   | 6-2  | 184 | JR | 2   | 5/4/81   | 20  | Bemidji, Minn. (North Iowa)          |
| 20 | Joey Martin                | D   | 6-3  | 200 | SO | 1   | 7/17/81  | 20  | Rogers, Minn. (Omaha)                |
| 21 | Troy Riddle                | F   | 5-10 | 170 | SO | 1   | 8/24/81  | 20  | Minneapolis, Minn. (Des Moines)      |
| 22 | Jeff Taffe (TAYF)          | C   | 6-2  | 185 | JR | 2   | 2/19/81  | 20  | Hastings, Minn.                      |
| 23 | Dan Welch                  | F   | 5-11 | 195 | SO | 1   | 2/23/81  | 20  | Hastings, Minn. (Omaha)              |
| 24 | Matt Koalska               | F   | 6-0  | 195 | SO | 1   | 5/16/80  | 21  | St. Paul, Minn. (Twin Cities)        |
| 25 | Pat O'Leary                | C   | 6-2  | 203 | SR | 3   | 9/2/79   | 22  | Robbinsdale, Minn. (Armstrong)       |
| 26 | Nick Angell                | D   | 6-0  | 205 | SR | 3   | 10/31/79 | 22  | Duluth, Minn. (East)                 |
| 27 | Barry Tallackson           | F   | 6-4  | 196 | FR | 0   | 4/14/83  | 18  | St. Paul, Minn. (USNDT)              |
| 28 | Brett MacKinnon            | F/D | 5-11 | 191 | FR | 0   | 1/2/81   | 20  | Wayzata, Minn. (Cedar Rapids)        |
| 29 | Jake Fleming               | F   | 5-9  | 164 | FR | 0   | 8/28/82  | 19  | Osseo, Minn. (Omaha)                 |
| 31 | Travis Weber               | G   | 5-11 | 200 | FR | 0   | 5/26/82  | 19  | Hibbing, Minn. (USNDT)               |
| 33 | Justin Johnson             | G   | 5-10 | 174 | FR | 0   | 9/22/80  | 21  | Ham Lake, Minn. (Lincoln)            |

Ages are of 1/1/02

### ALPHABETICAL ROSTER

| No. | NAME            | Pos | No. | NAME              | Pos |
|-----|-----------------|-----|-----|-------------------|-----|
| 26  | Nick Angell     | D   | 25  | Pat O'Leary       | C   |
| 16  | Nick Anthony    | F   | 9   | John Pohl         | C   |
| 13  | Keith Ballard   | D   | 18  | Grant Potulny     | F   |
| 19  | Matt DeMarchi   | D   | 21  | Troy Riddle       | F   |
| 15  | Mike Erickson   | F   | 14  | Chad Roberg       | F   |
| 29  | Jake Fleming    | F   | 17  | Garrett Smaagaard | F   |
| 1   | Adam Hauser     | G   | 6   | Judd Stevens      | D   |
| 33  | Justin Johnson  | G   | 22  | Jeff Taffe        | C   |
| 24  | Matt Koalska    | F   | 27  | Barry Tallackson  | F   |
| 3   | Jordan Leopold  | D   | 5   | Jon Waibel        | F   |
| 28  | Brett MacKinnon | F   | 31  | Travis Weber      | G   |
| 20  | Joey Martin     | D   | 23  | Dan Welch         | F   |
| 10  | Paul Martin     | D   | 11  | Erik Wendell      | F   |

### ROSTER BY CLASS

| SENIORS (7) |                | SOPHOMORES (7) |    |                   |   |
|-------------|----------------|----------------|----|-------------------|---|
| 26          | Nick Angell    | D              | 24 | Matt Koalska      | F |
| 1           | Adam Hauser    | G              | 20 | Joey Martin       | D |
| 3           | Jordan Leopold | D              | 10 | Paul Martin       | D |
| 25          | Pat O'Leary    | C              | 18 | Grant Potulny     | F |
| 9           | John Pohl      | C              | 21 | Troy Riddle       | F |
| 11          | Erik Wendell   | F              | 5  | Jon Waibel        | F |
|             |                |                | 23 | Dan Welch         | F |
| JUNIORS (4) |                | FRESHMEN (9)   |    |                   |   |
| 16          | Nick Anthony   | F              | 13 | Keith Ballard     | D |
| 19          | Matt DeMarchi  | D              | 15 | Mike Erickson     | F |
| 14          | Chad Roberg    | F              | 29 | Jake Fleming      | F |
| 22          | Jeff Taffe     | C              | 33 | Justin Johnson    | G |
|             |                |                | 28 | Brett MacKinnon   | F |
|             |                |                | 17 | Garrett Smaagaard | F |
|             |                |                | 6  | Judd Stevens      | D |
|             |                |                | 27 | Barry Tallackson  | F |
|             |                |                | 31 | Travis Weber      | G |



# GOLDEN GOPHER HOCKEY

## HEAD COACH DON LUCIA

Head Coach Don Lucia's win-loss record speaks volumes for his success as a coach in his 14-plus seasons. The fact that he has won and been respected by opposing coaches at every level says Don Lucia is a winner in more ways than numbers can proclaim. For those reasons, Lucia was named the 13th head coach in Golden Gopher hockey history at a press conference at Mariucci Arena on April 9, 1999.

This season, Lucia has guided the Golden Gophers to their best regular-season record in 10 years, as well as, their 26th appearance in the NCAA Tournament. In his first two seasons, he took his first team from 20-19-2 two years ago to an impressive 27-13-2 mark in 2000-01. The seven-win improvement ranks as the second-best upswing for a Golden Gopher head coach from his first to his second season. Minnesota rebounded under Lucia's guidance after two successive losing seasons, the first two sub-.500 campaigns in the last 20 years for the Golden Gopher program. Lucia led his previous employer, Colorado College, to an overall record of 166-68-18 (.694) in six seasons in Colorado Springs, Colo., and a mark of 355-195-36 (.637) in 14-plus seasons overall as a head coach. Tied with current Wisconsin head coach Jeff Sauer as the winningest coach in Colorado College history, Lucia has compiled an impressive record of 168-77-23 (.670) in WCHA games the last nine seasons. A native of Grand Rapids, Minn., Lucia guided Colorado College to a record of 23-11-5 record and the WCHA regular-season title in 1993-94, his first season as head coach of the Tigers. Colorado College had struggled to a mark of 8-28-0 the season before Lucia took over the reins of the program and had not experienced a winning season in the previous 13 campaigns. The league title in 1993-94 was Colorado College's first in 37 years.

Lucia, who guided Colorado College to an unprecedented three straight outright regular-season league titles in his first three years behind the bench, has taken his troops to the NCAA playoffs in five of the last six campaigns, including an appearance in the 1996 championship game and 1997 NCAA Frozen Four semifinals. Lucia was honored at the conclusion of the 1993-94 season as the 44th recipient of the Spencer Penrose Award as national Coach of the Year. The award is presented by members of the American Hockey Coaches Association.

Under Lucia's guidance, Colorado College won a school-record 33 games in the 1995-96 campaign. Lucia was also named WCHA Coach of the Year that same season, and added a second league coach of the year trophy at the conclusion of the 1996-97 season. He coached nine All-Americans in his six-year tenure at Colorado College – the Tigers had nine total All-Americans in the previous 22 combined seasons before Lucia's arrival in Colorado Springs, Colo.

Previous to his stint at Colorado College, Lucia spent six years (1987-93) as head coach at the University of Alaska-Fairbanks where he posted four winning seasons and an overall record of 113-87-10. In his first year (1987-88) as head coach, the Nanooks claimed the final championship of the now-defunct Great West Hockey Conference, and Lucia was named GWHC Coach of the Year.

Lucia has been a collegiate coach for 19-plus seasons overall, spending six years as an assistant following his graduation from the University of Notre Dame in 1981. He began his career at the University of Alaska-Fairbanks (1981-85) before moving to the University of Alaska-Anchorage for two seasons (1985-87). He lettered four times as a defenseman at Notre Dame, where he served as team captain his senior year.


Lucia has also been active with USA Hockey for the last decade, having served as head coach of the national-16 team that competed in Finland in August of 1996. In the summer of 1995, he was head coach of Team West at the United States Olympic Festival in Denver.

As a prep athlete, Lucia helped Grand Rapids High School claim two Minnesota State High School Hockey Championships (1975 and 1976) as well as a pair of third-place finishes (1974 and 1977). He earned all-state recognition as a linebacker in football and as a defenseman in hockey his senior year. He also served as captain of the hockey team during his final prep campaign. He later was drafted by the Philadelphia Flyers of the National Hockey League.

Lucia and his wife, Joyce, are the parents of two daughters, Alison and Jessica, as well as two sons, Anthony and Mario. The Lucia family makes their home in Plymouth, Minn.

### LUCIA'S LEDGER

| YEAR      | SCHOOL           | OVERALL RECORD       | NOTES                           |
|-----------|------------------|----------------------|---------------------------------|
| 1987-88   | Alaska-Fairbanks | 23-10-2              | Great West Conference Champions |
| 1988-89   | Alaska-Fairbanks | 23-12-3              |                                 |
| 1989-90   | Alaska-Fairbanks | 10-20-0              |                                 |
| 1990-91   | Alaska-Fairbanks | 17-16-2              |                                 |
| 1991-92   | Alaska-Fairbanks | 17-17-2              |                                 |
| 1992-93   | Alaska-Fairbanks | 23-12-2              |                                 |
| 1993-94   | Colorado College | 23-11-5              | WCHA Champions                  |
| 1994-95   | Colorado College | 30-12-1              | WCHA Champions                  |
| 1995-96   | Colorado College | 33-5-4               | WCHA Champions/NCAA Runner-up   |
| 1996-97   | Colorado College | 25-15-4              | NCAA Frozen Four                |
| 1997-98   | Colorado College | 26-13-3              | NCAA Tournament                 |
| 1998-99   | Colorado College | 29-12-1              | NCAA Tournament                 |
| 1999-2000 | Minnesota        | 20-19-2              |                                 |
| 2000-01   | Minnesota        | 27-13-2              | NCAA Tournament                 |
| 2001-02   | Minnesota        | 29-8-4               |                                 |
| TOTALS    |                  | 355-195-36<br>(.637) |                                 |



# GOLDEN GOPHER HOCKEY



MHO

H65h

## WEEKLY RELEASE

March 26, 2002

### SCHEDULE/RESULTS

|                  |                      |            |
|------------------|----------------------|------------|
| Oct. 5           | at North Dakota%     | W 7-5      |
| Oct. 19          | BEMIDJI STATE*       | W 7-2      |
| Oct. 20          | BEMIDJI STATE        | W 7-1      |
| Oct. 26          | COLGATE              | W 8-0      |
| Oct. 27          | COLGATE*             | W 9-0      |
| Nov. 2           | at Michigan Tech*    | W 7-3      |
| Nov. 3           | at Michigan Tech     | T 5-5      |
| Nov. 9           | MSU, MANKATO         | W 5-3      |
| Nov. 10          | MSU, MANKATO         | W 4-2      |
| Nov. 16          | MINN.-DULUTH*        | W 5-1      |
| Nov. 17          | MINN.-DULUTH         | W 5-3      |
| Nov. 23          | Michigan#            | W 5-2      |
| Nov. 25          | at Michigan State##  | T 4-4      |
| Nov. 30          | ST. CLOUD STATE      | L 2-3      |
| Dec. 1           | at St. Cloud State   | T 2-2      |
| Dec. 7           | at Denver*           | W 2-1      |
| Dec. 8           | at Denver            | L 3-4      |
| Dec. 28          | MARIUCCI CLASSIC##   |            |
| vs. Ferris State | W 3-2                |            |
| Dec. 29          | MARIUCCI CLASSIC##   |            |
| vs. Providence   | W 6-1                |            |
| Jan. 5           | NORTH DAKOTA         | L 3-4      |
| Jan. 6           | NORTH DAKOTA*        | W 2-1      |
| Jan. 11          | at Wisconsin*        | L 3-8      |
| Jan. 12          | at Wisconsin         | W 6-2      |
| Jan. 18          | at Alaska Anchorage  | T 3-3      |
| Jan. 19          | at Alaska Anchorage  | W 5-2      |
| Jan. 25          | DENVER               | L 1-3      |
| Jan. 26          | DENVER               | W 6-1      |
| Jan. 28          | FRENCH OLYMPIC\$W    | W 6-2      |
| Feb. 1           | at Minnesota-Duluth  | L 2-5      |
| Feb. 2           | at Minnesota-Duluth  | W 2-1      |
| Feb. 8           | at North Dakota*     | W 6-4      |
| Feb. 9           | at North Dakota      | W 4-3      |
| Feb. 15          | COLORADO COLL.       | L 5-6      |
| Feb. 16          | COLORADO COLL.       | W 7-3      |
| Feb. 22          | WISCONSIN            | W 6-3      |
| Feb. 23          | WISCONSIN            | W 4-3 (ot) |
| March 1          | at St. Cloud State   | W 5-4      |
| March 2          | ST. CLOUD STATE*     | W 3-1      |
| March 8          | NORTH DAKOTA         | W 7-2      |
| March 9          | NORTH DAKOTA         | W 4-3 (ot) |
| March 15         | vs. St. Cloud State^ | W 4-1      |
| March 16         | vs. Denver           | L 2-5      |
| March 23         | vs. Colorado College | W 4-2      |
| April 4-6        | NCAA Frozen Four^    |            |

% - Hall of Fame Game  
 \$ - exhibition game  
 # - non-conference game  
 ^ - Xcel Energy Center, St. Paul, Minn.  
 all game times are Central  
 game times are subject to change  
 \* - Game heard on KCCO 950-AM (all  
 others heard on WCCO 830-AM)

### UP NEXT...

Michigan (28-10-5) vs.  
 MINNESOTA (30-8-4)  
 Xcel Energy Center (18,064)  
 6:35 p.m. • Thursday • April 4, 2002  
 NCAA Frozen Four Semifinal

The Series vs. Michigan: Minnesota leads the all-time series vs. Michigan by a 115-109-16 advantage (.513). The Wolverines have won four of the last six meetings. Minnesota defeated Michigan 5-2 earlier this year at Yost Arena (11/23/01).

Hauser vs. the Wolverines: Senior goaltender Adam Hauser is 2-2-0 with a 2.87 goals-against-average and .925 saves percentage vs. the Wolverines in his career. Both of his victories came at Yost Arena in Ann Arbor.

Earlier this Season: In the College Hockey Showcase, Jeff Taffe exploded for his first career hat trick in a 5-2 win vs. Michigan in Ann Arbor. Freshman Keith Ballard got Minnesota on the board first with his unassisted goal at 2:09 of the first period. Taffe followed with two goals to give Minnesota a 3-0 first-period lead. Adam Hauser stopped 33 of 35 shots to earn the win. Michigan goaltender Josh Blackburn left the game early in the third period after allowing five goals on 25 shots.

In the Postseason: Minnesota has never beaten Michigan in the post-season in three tries. In the 1953 title game, the Wolverines prevailed 7-3 in Colorado Springs, Colo. Michigan knocked the Golden Gophers out in consecutive years in the West Regional, winning 4-3 in 1995-96 and 7-4 in 1996-97. The two teams have never met in the national semifinal.

Don Lucia's Colorado College team faced Michigan in the national title game in 1995-96. The Wolverines defeated the Tigers 3-2 in overtime.

Series Longevity: Minnesota has only faced North Dakota more times than Michigan in the history of the program. The Golden Gophers have met the Fighting Sioux 248 times, including seven matchups in 2001-02. Minnesota has faced the Wolverines a total of 240 times, followed by Michigan Tech (226), Colorado College (222) and Wisconsin (219).

### Series Information

Minnesota leads 115-109-16  
 Last 10 games - MN leads 6-3-1  
 First meeting - 2/8/23, MN 3-0  
 Last meeting - 3/23/01, MN 5-2  
 Minnesota's longest win streak - 8  
 Michigan's longest win streak - 16  
 '00s - Tied 1-1-0  
 '90s - MI 8-3-0  
 '80s - MN 7-1-0  
 '70s - MN 21-18-2

Last shutout by Minnesota - 1/6/79  
 Last shutout by Michigan - 11/26/93

### Team Comparisons

| Minnesota      |                    | Michigan       |
|----------------|--------------------|----------------|
| 60/223 (.269)  | PP                 | 39/197 (.198)  |
| 173/204 (.848) | PK                 | 186/212 (.877) |
| 9-1-0 (.900)   | Last 10 games      | 9-1-0 (.900)   |
| 18-4-0 (.818)  | Home               | 14-6-2 (.682)  |
| 10-3-4 (.706)  | Road               | 9-1-3 (.808)   |
| 4.5            | Goals/Game         | 3.5            |
| 2.7            | Goals Allowed/Game | 2.3            |
| 7.7            | Penalties/Game     | 7.1            |
| 37.4           | Shots On Goal/Game | 32.5           |

### MEDIA INFORMATION

TV: ESPN2  
 - Dave Ryan -  
 play-by-play;  
 Brian Engblom - color

RADIO: WCCO 830 AM  
 - Wally Shaver - play-by-play;  
 Glen Sonmor - color

INTERVIEWS: The coaching staff and players are available for interviews on Wednesday this week by request through the Media Relations office. The Golden Gopher locker room is CLOSED to the media at all times.

ON THE WEB: All Golden Gopher hockey games can be heard at [www.gophersports.com](http://www.gophersports.com). Click on the "Gameday" link.

### University of Minnesota Media Relations

Phone: (612) 625-4090

Fax: (612) 625-0359

Website: [www.gophersports.com](http://www.gophersports.com)

Contact: John Romo

Phone: (612) 624-7318

E-Mail: [romox001@umn.edu](mailto:romox001@umn.edu)

## 2001-02 Record When...

|                                     |        |
|-------------------------------------|--------|
| Overall Record                      | 30-8-4 |
| WCHA Record                         | 18-7-3 |
| Home Record                         | 18-4-0 |
| Road Record                         | 10-3-4 |
| Neutral Site Record                 | 2-1-0  |
| Last 20 Games (including last year) | 15-4-1 |
| Last 10 Games (including last year) | 9-1-0  |
| Last 5 Games (including last year)  | 4-1-0  |
| Scoring A Power-Play Goal           | 26-4-4 |
| Not Scoring A Power-Play Goal       | 4-4-0  |
| Allowing A Power-Play Goal          | 13-5-3 |
| Not Allowing A Power-Play Goal      | 17-3-1 |
| Scoring A Short-Handed Goal         | 9-2-1  |
| Allowing A Short-Handed Goal        | 2-2-1  |
| 10 Or More Penalties                | 8-2-2  |
| Fewer Than 10 Penalties             | 22-6-2 |
| More Penalties Than Opponent        | 11-3-2 |
| Fewer Penalties Than Opponent       | 14-5-1 |
| Same Amount Of Penalties            | 5-0-1  |
| In One-Goal Games                   | 8-4-0  |
| In Two-Goal Games                   | 7-1-0  |
| In Three-Goal or More Games         | 15-3-0 |
| In Overtime Games                   | 2-0-4  |
| Scoring 4 or More Goals             | 25-1-2 |
| Scoring 3 or Fewer Goals            | 5-7-2  |
| Scoring 3 or More Goals             | 26-4-3 |
| Scoring 2 or Fewer Goals            | 3-4-1  |
| Allowing 4 or More Goals            | 3-6-2  |
| Allowing 3 or Fewer Goals           | 27-2-2 |
| Scoring First Goal Of Game          | 16-1-1 |
| Opponents Score First               | 14-7-3 |
| Leading After One Period            | 15-1-2 |
| Trailing After One Period           | 7-4-1  |
| Tied After One Period               | 8-3-1  |
| Scoring First Goal Of Second Period | 20-1-1 |
| Leading After Two Periods           | 21-2-1 |
| Trailing After Two Periods          | 5-6-2  |
| Tied After Two Periods              | 4-0-1  |
| Scoring First Goal Of Third Period  | 24-1-3 |
| Having 10-19 Shots On Goal          | 0-0-0  |
| Having 20-29 Shots On Goal          | 5-0-2  |
| Having 30-39 Shots On Goal          | 12-4-1 |
| Having 40 or More Shots On Goal     | 13-4-1 |
| Allowing 10-19 Shots On Goal        | 2-0-0  |
| Allowing 20-29 Shots On Goal        | 18-5-2 |
| Allowing 30-39 Shots On Goal        | 10-3-1 |
| Allowing 40 or More Shots On Goal   | 0-0-1  |
| Outshooting Opponent                | 23-7-2 |
| Opponent Outshoots Minnesota        | 7-1-1  |
| Shots Are Even                      | 0-0-1  |
| October                             | 5-0-0  |
| November                            | 6-1-2  |
| December                            | 3-1-1  |
| January                             | 4-3-1  |
| February                            | 6-2-0  |
| March                               | 6-1-0  |
| Tuesdays                            | 0-0-0  |
| Fridays                             | 14-5-1 |
| Saturdays                           | 15-3-2 |
| Sundays                             | 1-0-1  |
| Series Record                       | 7-0-9  |
| Games Following A Win               | 19-7-3 |
| Games Following A Loss              | 7-0-1  |
| Games Following A Tie               | 3-1-0  |

## News & Notes

**Minnesota Defeats Colorado College in NCAA Quarterfinal:** Senior Adam Hauser stopped 33 of 35 as Minnesota defeated Colorado College 4-2 in the NCAA West Regional Quarterfinal in Ann Arbor. The Golden Gophers jumped out to a 3-1 second-period lead and got a shorthanded breakaway goal from John Pohl in the third to secure the win.

**Golden Gophers Climb in Weekly Rankings:** Minnesota climbed to number two in the latest *USA Today*/American Hockey Magazine rankings.

New Hampshire remained at number one with all 19 first-place tallies. Maine climbed two spots to number three, followed by Michigan and Denver. Colorado College moved from 10th to eighth, while St. Cloud State fell from eighth to 10th.

**Minnesota Advances to the Frozen Four:** Minnesota has advanced to the Frozen Four for the 17th time in school history. The Golden Gophers have won three NCAA titles (1974-76-79) and have appeared in the title game a total of nine times. The last team to make it to the Frozen Four was the 1994-95 squad. The last team to make the finals was the 1988-89 team which dropped a heart-breaking 4-3 overtime decision to Harvard in St. Paul. Minnesota is now 40-28 all-time in the NCAA Tournament.

**Minnesota and the Frozen Four Semifinals:** The Golden Gophers have a 15-15 record in their 16 previous Frozen Four appearances, including a 9-7 mark in semifinal games. In the team's first nine trips, the Golden Gophers won eight of nine semifinal games and went on to win the national championship three times. Since reaching the championship game in 1981, Minnesota has gone 1-6 in semifinal contests. The lone victory came against Maine in the 1989 Frozen Four.

**The Frozen Four in Minnesota:** This will be the eighth time that the state of Minnesota has hosted the Frozen Four. The cities of Minneapolis (1958 and 1966) and Duluth (1968 and 1981) have both hosted the event twice. The Golden Gophers lost the 1981 title game to Wisconsin by a score of 6-3.

This will be the fourth time that St. Paul has hosted the Frozen Four (1989, 1991 and 1994). The Golden Gophers appeared in two of those three years, losing the title game to Harvard in 1989 and losing to Boston U. in the semifinal in 1994.

**At the X:** Minnesota is the lone team in this year's Frozen Four that has played in the Xcel Energy Center in St. Paul, Minn. The Golden Gophers and the Notre Dame Fighting Irish were the first collegiate teams to play in the new facility. Minnesota defeated Notre Dame 7-3 in the Hall of Fame Game, Oct. 7, 2000.

Overall, the Golden Gophers are 2-3-0 in the Xcel Energy Center. Adam Hauser is 2-2-0 in those games with a 2.76 gaa and .880 saves percentage. All-American Jordan Leopold has 1-5--6 in those five games and Troy Riddle has 4-2--6. John Pohl has 1-4--5, followed by Jeff Taffe with 2-2--4 and Matt Koalska with 2-2--4. Koalska scored his first career goal on his first collegiate shift against Notre Dame last year.

**The Marathon Continues:** Minnesota is wrapping up its longest season in school history. The Golden Gophers began the season on Oct. 5 at North Dakota, the earliest game Minnesota has ever played. The April 4 contest vs. Michigan will be the latest the Golden Gophers have ever played as well. The Wolverines began their season on Oct. 6 vs. Michigan State at Spartan Stadium. Maine began its 2001-02 campaign on Oct. 12, while New Hampshire opened its season on Oct. 13.

**Last Year in the NCAA Tournament:** Minnesota made its first appearance in the NCAA Tournament last season since 1996-97, but limped into the tournament with a 2-4 record in its last six games. Seeded fourth in the East Regional in Worcester, Mass., the Golden Gophers dropped a 5-4 decision in overtime to Maine. The Bears tied the game at four with just three seconds to play in regulation. Robert Liscak then won the game for Maine with his goal at 13:04 in overtime. John Pohl had 1-2--3 in the game and Grant Potulny added a pair of goals.

**The Series vs. New Hampshire:** The Golden Gophers lead the all-time series vs. the Wildcats by a 10-1-0 margin. The two teams have not met since Nov. 25, 1989, when Minnesota defeated New Hampshire 4-0. The Wildcats' lone victory came on Jan. 4, 1985, when New Hampshire prevailed 3-2 in overtime.

The teams have met three times in the postseason with Minnesota holding a 3-0 advantage. In 1979, the Golden Gophers defeated the Wildcats in the national semifinals 4-3 en route to the national championship. In 1983, Minnesota swept New Hampshire in a first-round playoff series by scores of 9-6 and 7-2.

**The Series vs. Maine:** The Black Bears lead the all-time series with Minnesota by an 11-8-0 margin. The two teams last met in the first-round of the NCAA East Regional last season in Worcester, Mass. Maine prevailed 5-4 in overtime. Minnesota's last victory was on Oct. 18, 1997, by a score of 3-2 at Mariucci Arena.

The Golden Gophers have faced Maine six times in the postseason, but are just 1-5 vs. the Black Bears. Minnesota's lone victory came in the national semifinals in 1989 by a score of 7-4.

**Common Foes:** In addition to their meeting on Nov. 23, Minnesota and Michigan have several common opponents. Against WCHA foes, the Wolverines faced Wisconsin (1-0-0), Minnesota-Duluth (1-0-0), Michigan Tech (1-0-0), North Dakota (0-1-0), St. Cloud State (1-0-0) and Denver (1-0-0). Minnesota faced CCHA opponents Michigan State (0-0-1) and Ferris State (1-0-0).

Minnesota faced one opponent from Hockey East. The Golden Gophers defeated Providence 6-1 in the championship game of the Mariucci Classic, Dec. 29. New Hampshire went 2-1-0 vs. the Friars, while Maine was 2-0-1. New Hampshire defeated Denver and Colorado College in non-conference action, while the Black Bears lost to St. Cloud State and split with North Dakota at the beginning of the season.

**Minnesota vs. the CCHA:** The Golden Gophers have a 278-186-34 (.592) all-time record vs. teams from the CCHA. Minnesota and Michigan have met the most times with 240 contests, followed by Michigan State with 145 meetings. The Golden Gophers have never faced Nebraska-Omaha.

**Minnesota vs. Hockey East:** The Golden Gophers have a 68-42-3 all-time mark vs. teams from Hockey East. Minnesota has faced Boston College the most times with 25 meetings, followed by Boston University with 21. The Golden Gophers have never faced Merrimack.



*Jordan Leopold is a two-time Hobey Baker Award finalist, WCHA Defensive Player of the Year and first-team All-WCHA selection.*

## Minnesota and the NCAA

### Points

|                       |    |
|-----------------------|----|
| 1. Darren Haydar, UNH | 75 |
| 2t. JOHN POHL         | 75 |
| 5. JEFF TAFFE         | 56 |

### Goals

|                        |    |
|------------------------|----|
| 1. Mark Hartigan, SCSU | 37 |
| 2. JEFF TAFFE          | 33 |
| 8. JOHN POHL           | 26 |

### Assists

|              |    |
|--------------|----|
| 1. JOHN POHL | 49 |
|--------------|----|

### Game-Winning Goals

|                         |    |
|-------------------------|----|
| 1. Colin Hemingway, UNH | 10 |
| 2t. JEFF TAFFE          | 7  |

### Power-Play Goals

|               |    |
|---------------|----|
| 1. JEFF TAFFE | 14 |
| JOHN POHL     | 14 |

### Points (Defensemen)

|                         |    |
|-------------------------|----|
| 1. JORDAN LEOPOLD       | 46 |
| Jim Fahey, Northeastern | 46 |
| 4. PAUL MARTIN          | 38 |

### Goals (Defensemen)

|                   |    |
|-------------------|----|
| 1. JORDAN LEOPOLD | 20 |
|-------------------|----|

### Assists (Defensemen)

|                         |    |
|-------------------------|----|
| 1. Peter Metcalf, Maine | 39 |
| 3. PAUL MARTIN          | 30 |

## Player Notes

### #1 ADAM HAUSER

- is 47-21-8 with a 2.59 goals-against-average and .905 save percentage in 76 career games at Mariucci Arena
- is 34-30-8 with a 3.16 goals-against-average and .898 saves percentage in 73 career games away from Mariucci Arena

### #3 JORDAN LEOPOLD

- seven of last 10 goals have come in the third period or overtime

### #5 JON WAIBEL

- both of his game-winning goals have come at North Dakota

### #9 JOHN POHL

- his five assists vs. Colgate (10/27) is a national best

### #10 PAUL MARTIN

- team is 8-0-0 when he scores a goal this season

### #11 ERIK WENDELL

- younger sister Krissy was a member of the U.S. Olympic Hockey Team
- eight goals this season is a career high

### #13 KEITH BALLARD

- only player from the WCHA on the U.S. Junior National Team

### #15 MIKE ERICKSON

- out of the lineup since breaking his foot vs. Minnesota-Duluth, Nov. 17

### #19 MATT DEMARCHI

- team is 12-0-3 over the past two seasons when he is called for three or more penalties

## The Lucia Ledger


Head Coach Don Lucia  
(Notre Dame, 1981)

- Third season at Minnesota. Has a career record of 77-40-8 (.648)
- 15th season as a head coach. Has a career record of 356-195-36 (.637)
- Minnesota had five more victories than the previous season in Lucia's first year in 1999-2000
- Golden Gophers improved by seven victories in the win column in Lucia's second year
- 1994 National Coach of the Year
- Two-time WCHA Coach of the Year
- Led Colorado College to three consecutive WCHA titles.
- has coached 10 All-Americans, including Golden Gopher defenseman Jordan Leopold
- has coached 35 All-WCHA teams members
- recruited the nation's most productive freshman class a year ago
- has led his teams to the NCAA Tournament in six of the last seven seasons
- led Colorado College to a national runner-up finish in 1994-95
- winningest coach in Colorado College history

## The Friendly Confines

Mariucci Arena  
Opened in October, 1993

- The Golden Gophers were 18-4-1 (.804) at Mariucci Arena last season.
- Minnesota is 119-46-13 (.705) all-time at Mariucci Arena.
- The 1995-96 squad went 19-2-0 (.905) at home.
- Seating capacity has increased twice since the opening of Mariucci. Capacity increased from 9,305 to 9,700 in 1996-97. It was increased to 10,000 for this season.
- 18 luxury suites were built in the offseason.
- The largest crowd at Mariucci Arena was 10,248 on March 2, 2002 vs. St. Cloud State
- The largest attendance in a single series was 20,440 vs. Colorado College, Feb. 15-16, 2002.
- The first official game in the new Mariucci Arena was on Oct. 30, 1993. Minnesota and St. Cloud State tied 4-4.
- The longest winning streak in the new Mariucci Arena is 10 games, Nov. 12, 1995 to Feb. 9, 1996 and March 9, 2001 to November 30, 2001.
- Minnesota's longest home losing streak is just four games, Nov. 1-Dec. 19, 1997



*All-American candidate John Pohl had a goal and an assist vs. Colorado College en route to being named MVP of the West Regional. He leads the nation with 49 helpers, the best mark by a Golden Gopher since Larry Olimb had 56 in 1991-92.*

**Return Trip to the Frozen Four:** Minnesota is making its first trip to the Frozen Four since 1994-95. Michigan has advanced to the national semifinals for the second consecutive year, while Maine last advanced in 2000. New Hampshire is back in the Frozen Four for the first time since 1997-98.

**Lighting the Lamp:** Minnesota has scored three or more goals in nine straight NCAA Tournament games. The last time the Golden Gophers failed to score at least three goals was in a 4-1 loss in the NCAA Semifinals to Boston in 1993-94. Minnesota is 5-4 in those nine contests.

**WCHA Announces Awards:** For the first time since 1996-97 (Mike Crowley, Steve DeBus), the Golden Gophers had two players named to the WCHA First-Team. Jordan Leopold and John Pohl were both honored with first-team selections. Sophomore Paul Martin was a second-team All-WCHA defenseman and junior Jeff Taffe was a third-team honoree. The preseason WCHA Rookie of the Year, Keith Ballard, was named to the All-Rookie Team.

**Battling the Best:** Minnesota has an 8-5-2 record against teams currently ranked in the top-10 of the *USA Today* poll (Denver, St. Cloud State, Colorado College, Michigan, Michigan State). Three of the five losses were by one goal. Adam Hauser has a 7-4-2 mark in those contests with a 2.59 goals-against-average and .911 saves percentage.

**Leo Breaks Single-Season Mark:** A day after becoming a two-time Hobey Baker Award finalist, All-American Jordan Leopold broke the school's single-season school record for goals by a defenseman with his 20th of the year. Leopold scored less than a minute into the WCHA semifinal game with St. Cloud State, March 15. It was also the 45th of his career, which ranks fifth in WCHA history.

He clinched the scoring title for WCHA defensemen for the second consecutive year with 14-19--33, nine more than his closest competitor. Leopold has three game-winning goals on the season with two of those coming in one-goal games. He also has two game-tying goals.

Leopold is Minnesota's all-time leader for goals by a defenseman and with 142 points and 97 assists, he ranks third and fifth all-time in school history, respectively.

While he's the best offensive defenseman in the nation, Leopold is a two-time WCHA Defensive Player of the Year and has a +30 rating this season. He became only the second player in league history to win the award multiple times. Colorado College's Eric Rud, who was also coached by Don Lucia, won it in consecutive years (1995-97).

**More on Leo:** Arguably the top defenseman in the nation, Jordan Leopold surprised many by returning for his senior season. After a dominating junior campaign, Leopold has established himself as a prime candidate for the Hobey Baker Award. He is one of only two

returning Hobey Baker Award finalists from a year ago. After leading the nation in defenseman scoring, Leopold was a first-team All-American and Minnesota's first WCHA Defensive Player of the Year. Of the four first-team All-Americans on defense from last season, Leopold is the lone returnee.

**Hobey Showdown:** Regarded as favorites for the Hobey Baker Award, Jordan Leopold and SCSU's Mark Hartigan faced off for the fifth time at the WCHA Final Five. In the five meetings, Leopold had 3-3--6, while Hartigan accounted for 2-2--4. The Golden Gophers, led by Leopold, held Hartigan scoreless in four of the five contests, as Minnesota won the season series 3-1-1.

**Pohl Keeps Scoring:** Senior John Pohl collected a shorthanded goal and an assist vs. Colorado College en route to being named the MVP of the West Regional. After not being named a Hobey Baker Award finalist, Pohl has moved from third into a tie for second in the national scoring race with 26-49--75. He is attempting to become the first Golden Gopher since Brian Bonin (34-47--81, 1995-96) to lead the nation in scoring.

His NCAA quarterfinal effort was his 26th multi-point game of the season (All-American Brian Bonin had 22 multi-point games during his Hobey Baker Award-winning season in 1995-96). During Minnesota's current 12-2-0 run, he has 12-17--29.

Pohl's 49 assists, four more than anyone else in the nation, are the most by a Golden Gopher since Larry Olimb had 56 in 1991-92. In the WCHA, he finished second in the scoring race, but led the league in assists (29) and power-play points (9-13--22). He was fourth in goals (17) and fifth in shorthanded points (2-1--3).

Pohl needs just four more points to reach 200 for his career. He ranks ninth in school history in scoring with 196 points and sixth with 126 assists.

**Terrific Trio:** One of the top trios in the country, Minnesota's trifecta has carried the Golden Gophers down the stretch. John Pohl, Jordan Leopold and Jeff Taffe have been held scoreless in the same game on just two occasions. Ironically, both came against the University of Denver. All three have passed the 20-goal plateau, marking the first time since 1991-92 (Trent Klatt - 30, Darby Hendrickson - 25, Larry Olimb - 24) that Minnesota has had three players with 20 goals or more.

**Putting Up the Numbers:** With Paul Martin just two points away from the 40-point club, the Golden Gophers would have five skaters with 40 points or more for the first time since 1990-91.

John Pohl and Jeff Taffe's combined 59 goals are the most by a Minnesota tandem since Corey Millen (36) and Steve MacSwain (31) combined for 67 in 1986-87.

**Solving the Riddle:** Sophomore Troy Riddle has increased his offensive output in Minnesota's last 12 games. During that span in which Minnesota has gone 10-2-0, he has 5-15--20, including four games with three or more points. In the team's first 30 games, he only had one game with three or more points (1-2--3 vs. Bemidji State, Oct. 20). His 45 points are 15 more than he accumulated last season as a rookie.

**Get Shorty:** John Pohl's breakaway goal in the third period against Colorado College was Minnesota's 14th shorthanded goal of the season. That is the third-highest total in school history. The 1982-83 squad had 18 shorthanders, followed by 16 in 1984-85. This season, nine different players have at least one shorthanded tally. Last year, four skaters accounted for the team's eight shorthanders.

**Hauser On Track:** Senior Adam Hauser earned his 81st career win after stopping 33 shots vs. Colorado College. He needs one more win to match Denver's Ron Grahame's WCHA record 82 career wins. Since Feb. 1, Hauser is 11-1-0 with a 2.24 gaa and .921 saves percentage.

Hauser is the WCHA's all-time leader in games played and minutes played and is Minnesota's all-time leader in games played, minutes played, wins, saves and shutouts.

If the season ended today, Hauser would own the third lowest goals-against-average (2.41) for a single-season in school history. His .912 saves percentage would rank fourth all-time.

His 21-6-4 record (.742) is the best in terms of winning percentage by a U of M goaltender since Jeff Moen was 12-3-2 (.800) in 1995-96.

**Hauser in the NCAA Tournament:** Adam Hauser will play in only his third career NCAA Tournament game in the semifinal contest vs. Michigan. He is 1-1-0 with a 3.16 gaa and .905 saves percentage. He stopped 33 of 35 shots in a 4-2 win vs. Colorado College in last week's NCAA Quarterfinals. He stopped 34 of 39 shots in a 5-4 loss in overtime to Maine last year in Worcester, Mass.

**Well-Rested:** A stated goal prior to the season was to cut Adam Hauser's minutes to keep him fresh for the postseason push. With freshmen Justin Johnson and Travis Weber logging minutes during the season, Hauser's minutes and games played have dropped from his previous three seasons. The following is a breakdown (previous totals include postseason numbers):

2001-02: 33 GP, 1865 MP, 21-6-4 (.742)  
2000-01: 40 GP, 2365 MP, 26-12-2 (.675)  
1999-00: 36 GP, 2114 MP, 20-14-2 (.583)  
1998-99: 40 GP, 2350 MP, 14-18-8 (.450)

**The Men Behind the Mask:** Despite being the WCHA's all-time leader in games played and minutes played, Adam Hauser will be the youngest goaltender in this year's Frozen Four (of those most likely to see action). The following is a breakdown including age, class, games played and career win-loss record:

|                         |                                   |
|-------------------------|-----------------------------------|
| Adam Hauser (Minn.):    | 21 yrs old, Sr., 149 GP, 81-50-16 |
| Josh Blackburn (Mich.): | 23 yrs old, Sr., 109 GP, 57-27-14 |
| Matt Yeats (Maine):     | 22 yrs old, Sr., 85 GP, 44-22-11  |
| Mike Morrison (Maine):  | 22 yrs old, Sr., 62 GP, 31-8-9    |
| Matt Carney (UNH):      | 23 yrs old, Sr., 29 GP, 16-3-2    |
| Michael Ayers (UNH):    | 23 yrs old, So., 23 GP, 14-2-1    |

**Rush Week:** Adam Hauser is attempting to join an exclusive club...U of M goaltenders that have led their teams to national championships. The following is a breakdown of those goaltenders and their season statistics:

|                           |                     |
|---------------------------|---------------------|
| Adam Hauser (2001-02):    | 21-6-4, 2.41, .912  |
| Steve Janaszak (1978-79): | 29-10-1, 3.23, .895 |
| Jeff Tscherne (1975-76):  | 19-9-1, 3.50, .893  |
| Brad Shelstad (1973-74):  | 22-5-5, 3.10, .906  |

**The Take on Taffe:** While often overshadowed by the numbers put up by John Pohl and Jordan Leopold, junior Jeff Taffe has established himself as one of the premier players in the nation.

Taffe, a third-team All-WCHA honoree, ranks second in the nation with 33 goals and fifth in total scoring with 56 points. His 33 goals on the season are the most by a Golden Gopher since Brian

Bonin had 34 in 1995-96. Taffe has eight career multi-goal games in his career with seven of those coming this season. He also leads the nation (with teammate John Pohl) with 14 power-play goals, a total that ranks sixth in school history. Taffe is second in the country with seven game-winning goals, a total that ranks third in school history.

Taffe had 20 points as a freshman, 35 as a sophomore and now 56 as a junior.

**The Head Coach:** Golden Gopher Head Coach Don Lucia has a career coaching record of 356-195-36 (.637) in 14 seasons behind the bench. He owns a 77-40-8 mark (.648) with the Golden Gophers. In his third season with Minnesota, his teams have increased their win total in each of the past three campaigns. His teams have won 20 or more games in each of the past 10 seasons and have had just one sub-par .500 season in the past 14 years. He has guided his teams to the NCAA Tournament in seven of the past eight campaigns.

With 30 wins on the year, Lucia joins Herb Brooks as the only coaches in Golden Gopher history to lead his team to more wins in each of their first three seasons. Two years ago, Minnesota had 20 wins and last year, the Golden Gophers finished 27-13-2.

**Lucia vs. the Frozen Four Field:** Head Coach Don Lucia owns a 3-3-0 record vs. Michigan, including a 2-1-0 mark with the Golden Gophers. Lucia and his Colorado College Tigers were defeated by the Wolverines 3-2 in overtime in the NCAA Championship game in 1995-96.

Lucia's teams have a 1-3-0 record against New Hampshire and an 0-7-2 mark vs. Maine. Colorado College defeated New Hampshire 3-2 in the first round of the 1996-97 NCAA Tournament.

**Don't Leave Early:** Minnesota is an impressive 5-6-2 when trailing after two periods. From 1997-2001, the Golden Gophers were 1-52-5. Minnesota has rallied from a two-goal deficit to win a total of four times.

In seven games this season alone, Minnesota or its opponent rallied for a win from a third-period deficit. Minnesota led 4-3 entering the third period against Colorado College on Feb. 15, but the Tigers rallied for a 6-5 win. North Dakota owns the other comeback, rallying from a 2-0 deficit on Jan. 5 for a 4-3 win.

Minnesota has scored first in only 18 games this season, as opposed to 27 times last year. This season, the Golden Gophers are 16-1-1 when they score first. The only loss came against North Dakota on Jan. 5 (4-3).

**The Magic Number:** Minnesota is 21-0-1 when its goaltender has a saves percentage of .900 or better. When the opposing netminder has a saves percentage of .900 or better, the Golden Gophers are 7-7-1.


**Bouncing Back:** Minnesota has yet to lose two games in a row this season. The Golden Gophers have not lost two games in a row at Mariucci Arena since Nov. 24-25, 2000, in the College Hockey Showcase. Minnesota has not been swept at home in WCHA play since Feb. 25-26, 2000, against Wisconsin.

This is the latest a Golden Gopher team has gone without consecutive losses since the 1984-85 squad finished the year without experiencing two losses in a row.

Minnesota and New Hampshire are the only two teams in the nation not to suffer consecutive losses.

**Keeping It Consistent:** The last time Minnesota did not get swept by an opponent during an entire season was in 1988-89. With a 6-1-0 record this March, the Golden Gophers will not experience a losing month this entire year. The last time that occurred was in 1990-91. Minnesota's March record is the best since the 1978-79 squad went 7-1-0 en route to winning the national championship.

Minnesota will finish this March with a winning record, the first time since 1997-98 when the team went 3-2-0. Last season, the Golden Gophers were 2-5-0 in March, including a three-game losing streak to end the season.



*Junior Jeff Taffe, who ranks second in the nation with 33 goals, has the most goals by a Golden Gopher since 1995-96.*



*For the third time in the past seven years, Don Lucia has led his team to the NCAA Frozen Four. He took Colorado College to the Frozen Four in 1995-96 and 1996-97.*

**The Protege':** Sophomore Paul Martin is experiencing a start to his collegiate career eerily similar to All-American Jordan Leopold. Just like Leopold, Martin was named to the WCHA All-Rookie Team as a freshman and this year, was named to the All-WCHA Second Team.

The Elk River, Minn., native is third in the nation in assists by a defenseman with 30 and fourth in scoring. With 8-30--38 this year, he is already 17 points ahead of his scoring pace a year ago.

While Leopold is making his mark in the Minnesota record book, Martin has 11-47--58 through the first two years of his career, as compared to 13-34--47 for Leopold through his sophomore campaign. Even more impressive is the fact that Martin had just 0-1--1 in the first 15 games of his career.

**What a Difference a Year Makes:** Last season, the Golden Gophers limped to a 2-5-0 finish in March, but this year, Minnesota is won of the hottest teams in the nation with a 6-1-0 mark. Last year, Troy Riddle had just two goals in those seven games and Jeff Taffe had just one. This season in the same number of games, Riddle has 4-6--10 and Taffe has 5-4--9. It's just another March for John Pohl. Last year he had 3-7--10, while this season he has 4-7--11. Adam Hauser was 2-4-0 last year with a 3.70 gaa and .857 saves percentage. This month, he is 6-1-0 with a 2.33 gaa and .915 saves percentage.

**On the Defensive:** While Jordan Leopold receives the majority of the attention among Golden Gopher blueliners, Minnesota can boast one of the top defensive units in the nation. Playing alongside Leopold, Matt DeMarchi, a second-round NHL Draft pick, is one of the most physical players in the WCHA. Sophomore Paul Martin was named to the All-WCHA Second Team. The trio is joined by WCHA All-Rookie selection Keith Ballard.

**Turning It Around:** Entering the New Year, Minnesota treaded water in its first nine games with a 4-4-1 record, but since a 5-2 loss on Feb. 1 at UMD, the Golden Gophers have won 12 of their past 14. Minnesota is averaging 4.5 goals in the past 14 games, as opposed to 3.4 in the previous nine.

**Non-Conference Wrap:** Minnesota wrapped up one of its most successful non-conference schedules at the Mariucci Classic on Dec. 28-29. The Golden Gophers were 8-0-1 in non-league contests. Minnesota averaged 6.2 goals per game with its power-play clicking at 42.6 percent (20-47). The Golden Gophers allowed just 1.9 goals per game.

**Packed House:** Minnesota has played in front of crowd of 10,000 or more in 22 of its 42 games, 15 of which have been at Mariucci Arena.

**Senior Salute:** Six seniors (Nick Angell, Adam Hauser, Jordan Leopold, Pat O'Leary, John Pohl, Erik Wendell) are making their final postseason push for the Golden Gophers and have led Minnesota to the Frozen Four. The group will have the distinction of being only the third class in school history to improve its winning percentage every year of their careers. From 1929-33 and 1971-75, the Golden Gophers improved their winning percentage each year.

The following is a breakdown of the seniors' record:

|            |                 |
|------------|-----------------|
| 1998-99:   | 15-19-9 (.453)  |
| 1999-2000: | 20-19-2 (.512)  |
| 2000-01:   | 27-13-2 (.667)  |
| 2001-02:   | 30-8-4 (.762)   |
| Total:     | 92-59-17 (.598) |

**Going Out With a Bang:** The Golden Gophers have six seniors in the lineup that have played a combined 794 games in their careers. While Adam Hauser is having the best season of his career, four other seniors are also having career years. Defenseman Nick Angell has new career highs with four goals and 12 points, while fellow blueliner Jordan Leopold broke the school record for goals by a defenseman with 20. John Pohl and Erik Wendell both have new career-bests in goals, assists and points.

**Home Cookin':** Minnesota closed out another dominating season at Mariucci Arena with a seven-game win streak. That is the second-longest WCHA home winning streak in school history. The Golden Gophers finished the year with an 18-4-0 record at home, the best mark since the team went 19-2-0 in 1995-96. In the last two seasons, Minnesota has gone 36-8-1 (.811) at Mariucci Arena.

**Power-Packed:** In his third season, Don Lucia has revamped Minnesota's power-play unit. The year prior to his arrival in 1998-99, the team's power-play percentage stood at 19.5 percent. In Lucia's first year, the percentage was 26.8, followed by 24.3 last season and 26.9 this year. Last year, Grant Potulny led the nation in power-play goals with 16, followed by teammate John Pohl with 13. This year, Minnesota again boasts the top two power-play goal scorers in the country. Pohl and Jeff Taffe each have 14.

**Winning Ways:** Minnesota's 30-8-4 mark (.762) is the best in terms of winning percentage since the 1987-88 team went 34-10-0 (.773). If the season ended today, this year's record would be the fifth-best in school history.

**Road Warriors:** Minnesota has an 8-2-1 record in its last 11 games away from Mariucci Arena. Included in that was a four-game road win streak. That was the third-longest road winning streak in school history (overall). This year, the Golden Gophers are 12-4-4 on the road. The 12 wins are tied for the fourth-most road victories in a single-season in school history.

**Pushing 30:** Minnesota reached the 30-win plateau for only the second time in the last 10 years. The last team to win 30 in one season was the 1995-96 squad which went 30-10-2 and won the WCHA Final Five at the Bradley Center in Milwaukee, Wis. That team reached the West Regional Quarterfinals before being ousted by Michigan.

**Quick Strike:** Twelve times this season, Minnesota has scored a goal in the first minute of a period. Against North Dakota in the season opener, Jeff Taffe scored 31 seconds into the second period and Jordan Leopold scored 27 seconds into the third period as the Golden Gophers won 7-5. In the 11 games that Minnesota scored in the opening minute of a period, the team is 10-0-1. Both Leopold and Taffe have three goals in the opening minute of a period.

**Balancing It Out:** Despite 75 points from John Pohl, the Golden Gophers have been able to get scoring from a variety of players. Last year, 13 players reached double figures in points. This season, 16 have surpassed double digits.

In 2000-01, three skaters reached 40-plus points, while four players have reached that plateau this year. Last season, six Golden Gophers reached 30-plus points, as compared to seven this year.



# Minnesota in the NCAA Tournament

## 1953 - Second Place

*Semifinals* - Minnesota 3, RPI 2  
*Finals* - Michigan 7, Minnesota 3

## 1954 - Second Place

*Semifinals* - Minnesota 14, B.C. 1  
*Finals* - RPI 5, Minnesota 4 (ot)

## 1961 - Third Place

*Semifinals* - Denver 6, Minnesota 1  
*Third-Place* - Minnesota 4, RPI 3

## 1971 - Second Place

*Semifinals* - Minnesota 6, Harvard 5  
*Finals* - Boston U. 4, Minnesota 2

## 1974 - First Place

*Semifinals* - Minnesota 6, Boston U. 4  
*Finals* - Minnesota 4, Mich. Tech 2

## 1975 - Second Place

*Semifinals* - Minnesota 6, Harvard 4  
*Finals* - Mich. Tech 6, Minnesota 1

## 1976 - First Place

*Semifinals* - Minnesota 4, Boston U. 2  
*Finals* - Minnesota 6, Mich. Tech 3

## 1979 - First Place

*Semifinals* - Minnesota 4, New Hampshire 3  
*Finals* - Minnesota 4, North Dakota 3

## 1981 - Second Place

*First Round* - Minnesota 9, Colgate 4;  
 Minnesota 5, Colgate 4  
*Semifinals* - Minnesota 7, Mich. Tech 2  
*Finals* - Wisconsin 6, Minnesota 3

## 1983 - Fourth Place

*First Round* - Minnesota 9, New Hampshire 6;  
 Minnesota 7, New Hampshire 2  
*Semifinals* - Harvard 5, Minnesota 3  
*Third-Place* - Providence 4, Minnesota 3

## 1985

*First Round* - Minnesota 7, B.C. 5; B.C. 4, Minnesota 1 (B.C. wins total goals)

## 1986 - Third Place

*First Round* - Minnesota 6, Boston U. 5; Minnesota 5, Boston U. 3,  
*Semifinals* - Michigan State 6, Minnesota 4  
*Third-Place* - Minnesota 6, Denver 4

## 1987 - Third Place

*First Round* - Minnesota 4, B.C. 1; B.C. 3, Minnesota 2 (MN wins total goals)  
*Semifinals* - Michigan State 5, Minnesota 3  
*Third-Place* - Minnesota 6, Harvard 3

## 1988 - Fourth Place

*First Round* - Minnesota 4, Mich. State 2; Minnesota 4, Mich. State 3  
*Semifinals* - St. Lawrence 3, Minnesota 2  
*Third-Place* - Maine 5, Minnesota 2

## 1989 - Second Place

*First Round* - Minnesota 4, Wisconsin 2; Minnesota 4, Wisconsin 2  
*Semifinals* - Minnesota 7, Maine 4  
*Finals* - Harvard 4, Minnesota 3 (ot)

## 1990

*First Round* - Minnesota 6, Clarkson 1;  
 Minnesota 5, Clarkson 1  
*Quarterfinals* - B.C. 4, Minnesota 2;  
 Minnesota 2, B.C. 1; B.C. 6, Minnesota 1

## 1991

*First Round* - Providence 4, Minnesota 3; Minnesota 8, Providence 4; Minnesota 8, Providence 3  
*Quarterfinals* - Maine 4, Minnesota 0; Maine 5, Minnesota 3

## 1992

*West Regional* - Lake Superior State 8, Minnesota 3

## 1993

*East Regional* - Minnesota 2, Clarkson 1; Maine 6, Minnesota 2

## 1994 - Third Place

*West Regional* - Minnesota 2, UMass-Lowell 1 (2 ot)  
*Semifinals* - Boston U. 4, Minnesota 1

## 1995 - Third Place

*West Regional* - Minnesota 3, RPI 0; Minnesota 5, Colorado College 2  
*Semifinals* - Boston U. 7, Minnesota 3

## 1996

*West Regional* - Minnesota 3, Providence 1;  
 Michigan 4, Minnesota 3

## 1997

*West Regional* - Minnesota 6, Michigan State 3;  
 Michigan 7, Minnesota 4

## 2001

*East Regional* - Maine 5, Minnesota 4 (ot)

## 2001

*West Regional* - Minnesota 4, Colorado College 2

## NCAA Record vs. Opponents

| Team              | Series | Last Meeting      |
|-------------------|--------|-------------------|
| Boston U.         | 4-3    | 3/30/95, L 3-7    |
| Boston College    | 4-4    | 3/22/86, L 1-6    |
| Bowling Green     | 1-0    | 3/18/79, W 6-3    |
| Clarkson          | 3-0    | 3/26/93, W 2-1    |
| Colgate           | 2-0    | 3/21/81, W 5-4    |
| Colorado College  | 2-0    | 3/23/02, W 4-2    |
| Denver            | 1-1    | 3/28/86, W 6-4    |
| Harvard           | 3-2    | 4/1/89, L 3-4 ot  |
| Lake Superior St. | 0-1    | 3/29/92, L 3-8    |
| Maine             | 1-5    | 3/23/01, L 4-5 ot |
| Michigan          | 0-3    | 3/23/97, L 4-7    |
| Michigan State    | 3-2    | 3/22/97, W 6-3    |
| Michigan Tech     | 3-1    | 3/26/81, W 7-2    |
| New Hampshire     | 3-0    | 3/19/83, W 7-2    |
| North Dakota      | 1-0    | 3/23/79, W 4-3    |
| No. Michigan      | 0-1    | 3/22/80, L 3-4    |
| Providence        | 3-2    | 3/23/96, W 5-1    |
| RPI               | 3-1    | 3/24/95, W 3-0    |
| St. Lawrence      | 0-1    | 4/1/88, L 2-3     |
| Wisconsin         | 2-1    | 3/10/82, L 2-6    |
| UMass-Lowell      | 1-0    | 3/27/94, W 2-1 ot |

## Minnesota in the NCAA Tournament

26 APPEARANCES - 1953-54-61-71-74-75-76-79-80-81-83-85-86-87-88-89-90-91-92-93-94-95-96-97-2001-02  
 (OVERALL RECORD OF 40-28, .588)

16 FINAL FOUR APPEARANCES  
 (15-15, .500)

THREE NCAA CHAMPIONSHIPS -  
 1974-76-79

SIX RUNNER--UP FINISHES -  
 1953-54-71-75-81-89

FIVE THIRD-PLACE FINISHES -  
 1961-86-87-94-95

TWO FOURTH-PLACE FINISHES -  
 1983-88

## Minnesota All-Time vs. 2002 NCAA Field

| TEAM              | MN RECORD         |
|-------------------|-------------------|
| Boston University | 10-11-0           |
| Colorado College  | 143-73-6          |
| Cornell           | 1-0-0             |
| Denver            | 82-54-9           |
| Harvard           | 19-6-0            |
| Maine             | 8-11-0            |
| Michigan          | 115-109-16        |
| Michigan State    | 97-41-7           |
| New Hampshire     | 10-1-0            |
| Quinnipiac        | 1-0-0             |
| St. Cloud State   | 30-17-7           |
| <b>Total</b>      | <b>519-320-45</b> |

## Minnesota vs. the NCAA Field in 2001-02

| TEAM              | MN RECORD    |
|-------------------|--------------|
| Boston University | 0-0-0        |
| Colorado College  | 2-1-0        |
| Cornell           | 0-0-0        |
| Denver            | 2-3-0        |
| Harvard           | 0-0-0        |
| Maine             | 0-0-0        |
| Michigan          | 1-0-0        |
| Michigan State    | 0-0-1        |
| New Hampshire     | 0-0-0        |
| Quinnipiac        | 0-0-0        |
| St. Cloud State   | 3-1-1        |
| <b>Total</b>      | <b>8-5-2</b> |

# MINNESOTA INDIVIDUAL POSTSEASON STATISTICS

| Player           | Total Games | WCHA 1st Round<br>(G-A--Pts/Pen-Min) | WCHA Final Five<br>(G-A--Pts/Pen-Min) | NCAA Tournament<br>(G-A--Pts/Pen-Min) | Postseason Total<br>(G-A--Pts/Pen-Min) |
|------------------|-------------|--------------------------------------|---------------------------------------|---------------------------------------|--|
| John Pohl        | 20          | 3-5--8/1-2                           | 3-11--14/7-14                         | 2-3--5/2-4                            | 8-19--27/10-20                         |
| Jordan Leopold   | 20          | 1-4--5/2-4                           | 2-5--7/1-2                            | 0-2--2/0-0                            | 3-11--14/3-6                           |
| Troy Riddle      | 10          | 2-2--4/0-0                           | 3-2--5/1-2                            | 0-2--2/1-2                            | 5-6--11/2-4                            |
| Nick Anthony     | 12          | 3-5--8/2-4                           | 0-0--0/0-0                            | 0-0--0/1-2                            | 3-5--8/3-6                             |
| Jeff Taffe       | 15          | 3-2--5/2-4                           | 2-0--2/4-8                            | 1-0--1/1-2                            | 6-2--8/7-14                            |
| Dan Welch        | 10          | 1-3--4/1-2                           | 1-2--3/1-2                            | 0-1--1/0-0                            | 2-6--8/3-6                             |
| Erik Wendell     | 18          | 2-2--4/2-4                           | 1-1--2/6-12                           | 0-0--0/0-0                            | 3-3--6/8-16                            |
| Paul Martin      | 10          | 0-5--5/0-0                           | 0-0--0/0-0                            | 0-1--1/3-6                            | 0-6--6/3-6                             |
| Matt Koalska     | 10          | 0-4--4/1-2                           | 1-1--2/1-2                            | 0-0--0/1-2                            | 1-5--6/3-6                             |
| Barry Tallackson | 5           | 1-1--2/2-4                           | 0-3--3/0-0                            | 0-0--0/2-4                            | 1-4--5/4-8                             |
| Grant Potulny    | 10          | 1-1--2/0-0                           | 0-0--0/3-6                            | 3-0--3/1-2                            | 4-1--5/4-8                             |
| Matt DeMarchi    | 14          | 1-0--1/6-12                          | 0-3--3/7-25                           | 0-0--0/4-8                            | 1-3--4/17-45                           |
| Keith Ballard    | 5           | 2-0--2/2-4                           | 1-0--1/2-4                            | 0-1--1/1-2                            | 3-1--4/5-10                            |
| Nick Angell      | 20          | 1-0--1/2-4                           | 0-2--2/5-10                           | 1-0--1/0-0                            | 2-2--4/7-14                            |
| Pat O'Leary      | 14          | 0-1--1/1-2                           | 0-0--0/0-0                            | 0-0--0/0-0                            | 0-1--1/1-2                             |
| Jon Waibel       | 10          | 0-0--0/5-10                          | 0-0--0/0-0                            | 0-0--0/0-0                            | 0-0--0/5-10                            |
| Joey Martin      | 1           | 0-0--0/0-0                           | -----                                 | -----                                 | 0-0--0/0-0                             |
| Jake Fleming     | 5           | 0-0--0/0-0                           | 0-0--0/1-2                            | 0-0--0/0-0                            | 0-0--0/1-2                             |
| Judd Stevens     | 5           | 0-0--0/0-0                           | 0-0--0/0-0                            | 0-0--0/0-0                            | 0-0--0/0-0                             |
| Adam Hauser      | 19          | 8-0-0, 1.43 GAA, .941 sv %           | 2-5-0, 4.94 GAA, .856 sv %            | 1-1-0, 3.16 GAA, .905 sv %            | 11-5-0, 2.86 GAA, .900 sv %            |

**WCHA First Round • Cumulative**

| Player (gms)   | G-A--Pts                   | Pen-Min |
|----------------|----------------------------|---------|
| Anthony (4)    | 3-5--8                     | 2-4     |
| Pohl (8)       | 3-5--8                     | 1-2     |
| P. Martin (4)  | 0-5--5                     | 0-0     |
| Leopold (8)    | 1-4--5                     | 2-4     |
| Taffe (6)      | 3-2--5                     | 2-4     |
| Wendell (8)    | 2-2--4                     | 2-4     |
| Riddle (4)     | 2-2--4                     | 0-0     |
| Koalska (4)    | 0-4--4                     | 1-2     |
| Welch (4)      | 1-3--4                     | 1-2     |
| Potulny (4)    | 1-1--2                     | 0-0     |
| Ballard (2)    | 2-0--2                     | 2-4     |
| Tallackson (2) | 1-1--2                     | 2-4     |
| Angell (8)     | 1-0--1                     | 2-4     |
| DeMarchi (5)   | 1-0--1                     | 6-12    |
| O'Leary (8)    | 0-1--1                     | 1-2     |
| Waibel (4)     | 0-0--0                     | 5-10    |
| Hauser (8)     | 8-0-0, 1.42 GAA, .941 sv % |         |

|              |        |     |
|--------------|--------|-----|
| Taffe (2)    | 1-0--1 | 0-0 |
| DeMarchi (2) | 0-1--1 | 2-4 |
| Angell (2)   | 0-1--1 | 1-2 |
| Wendell (2)  | 0-0--0 | 2-4 |
| Welch (2)    | 0-0--0 | 1-2 |
| Potulny (2)  | 0-0--0 | 3-6 |

**2001 WCHA Final Five**

| Player (gms) | G-A--Pts                   | Pen-Min |
|--------------|----------------------------|---------|
| Pohl (2)     | 1-2--3                     | 3-6     |
| Leopold (2)  | 0-3--3                     | 0-0     |
| Riddle (2)   | 1-0--1                     | 1-2     |
| Angell (2)   | 0-0--0                     | 1-2     |
| Wendell (2)  | 0-0--0                     | 1-2     |
| DeMarchi (2) | 0-0--0                     | 4-19    |
| Taffe (2)    | 0-0--0                     | 4-8     |
| Koalska (2)  | 0-0--0                     | 0-0     |
| Hauser (1)   | 0-1-0, 3.00 GAA, .857 sv % |         |

**2000 WCHA Final Five**

| Player (gms) | G-A--Pts                   | Pen-Min |
|--------------|----------------------------|---------|
| Pohl (3)     | 1-6--7                     | 3-6     |
| Leopold (3)  | 2-1--3                     | 0-0     |
| Welch (3)    | 1-2--3                     | 0-0     |
| DeMarchi (2) | 0-2--2                     | 1-2     |
| Taffe (3)    | 1-0--1                     | 0-0     |
| Angell (3)   | 0-0--0                     | 3-6     |
| Hauser (3)   | 1-2-0, 5.45 GAA, .857 sv % |         |

**1999 WCHA Final Five**

| Player (gms) | G-A--Pts                   | Pen-Min |
|--------------|----------------------------|---------|
| Pohl (3)     | 1-1--2                     | 3-6     |
| Wendell (3)  | 1-1--2                     | 3-6     |
| Angell (3)   | 0-1--1                     | 0-0     |
| Leopold (3)  | 0-1--1                     | 0-0     |
| Hauser (3)   | 1-2-0, 5.40 GAA, .856 sv % |         |

**NCAA Tournament • Cumulative**

| Player (gms)  | G-A--Pts | Pen-Min |
|---------------|----------|---------|
| Pohl (2)      | 2-3--5   | 2-4     |
| Potulny (2)   | 3-0--3   | 1-2     |
| Leopold (2)   | 0-2--2   | 0-0     |
| Riddle (2)    | 0-2--2   | 1-2     |
| P. Martin (2) | 0-1--1   | 3-6     |
| Angell (2)    | 1-0--1   | 0-0     |
| Taffe (2)     | 1-0--1   | 1-2     |
| Welch (1)     | 0-1--1   | 0-0     |

**WCHA Final Five • Cumulative**

| Player (gms)   | G-A--Pts                   | Pen-Min |
|----------------|----------------------------|---------|
| Pohl (10)      | 3-11--14                   | 8-16    |
| Leopold (10)   | 2-5--7                     | 0-0     |
| Wendell (8)    | 1-1--2                     | 6-12    |
| DeMarchi (6)   | 0-3--3                     | 7-25    |
| Taffe (7)      | 2-0--2                     | 4-8     |
| Riddle (4)     | 3-2--5                     | 1-2     |
| Angell (10)    | 0-2--2                     | 3-6     |
| Koalska (4)    | 1-1--2                     | 1-2     |
| Ballard (2)    | 1-0--1                     | 2-4     |
| Tallackson (2) | 0-3--3                     | 0-0     |
| Potulny (4)    | 0-0--0                     | 3-6     |
| Fleming (2)    | 0-0--0                     | 1-2     |
| Welch (5)      | 1-2--3                     | 2-4     |
| Hauser (9)     | 2-5-0, 4.94 GAA, .856 sv % |         |

**2002 WCHA Final Five**

| Player (gms)   | G-A--Pts | Pen-Min |
|----------------|----------|---------|
| Riddle (2)     | 2-2--4   | 0-0     |
| Tallackson (2) | 0-3--3   | 0-0     |
| Pohl (2)       | 0-2--2   | 1-2     |
| Leopold (2)    | 1-1--2   | 1-2     |
| Koalska (2)    | 1-1--2   | 0-0     |
| Ballard (2)    | 1-0--1   | 2-4     |
| Fleming (2)    | 0-1--1   | 1-2     |

|                |                            |     |
|----------------|----------------------------|-----|
| Ballard (1)    | 0-1--1                     | 1-2 |
| DeMarchi (2)   | 0-0--0                     | 4-8 |
| Anthony (2)    | 0-0--0                     | 1-2 |
| Koalska (2)    | 0-0--0                     | 1-2 |
| O'Leary (2)    | 0-0--0                     | 0-0 |
| Waibel (2)     | 0-0--0                     | 0-0 |
| Wendell (2)    | 0-0--0                     | 1-2 |
| Tallackson (1) | 0-0--0                     | 2-4 |
| Hauser (2)     | 1-1-0, 3.16 GAA, .905 sv % |     |

**2002 NCAA Tournament**

| Player (gms)   | G-A--Pts                   | Pen-Min |
|----------------|----------------------------|---------|
| Pohl (1)       | 1-1--2                     | 1-2     |
| Riddle (1)     | 0-2--2                     | 0-0     |
| Angell (1)     | 1-0--1                     | 0-0     |
| Potulny (1)    | 1-0--1                     | 0-0     |
| Taffe (1)      | 1-0--1                     | 1-2     |
| Ballard (1)    | 0-1--1                     | 1-2     |
| Welch (1)      | 0-1--1                     | 0-0     |
| Anthony (1)    | 0-0--0                     | 1-2     |
| DeMarchi (1)   | 0-0--0                     | 2-4     |
| Koalska (1)    | 0-0--0                     | 1-2     |
| P. Martin (1)  | 0-0--0                     | 2-4     |
| Tallackson (1) | 0-0--0                     | 2-4     |
| Wendell (1)    | 0-0--0                     | 1-2     |
| Hauser (1)     | 1-0-0, 2.00 GAA, .943 sv % |         |

**2001 NCAA Tournament**

| Player (gms)  | G-A--Pts                   | Pen-Min |
|---------------|----------------------------|---------|
| Pohl (1)      | 1-2--3                     | 1-2     |
| Potulny (1)   | 2-0--2                     | 1-2     |
| Leopold (1)   | 0-2--2                     | 0-0     |
| P. Martin (1) | 0-1--1                     | 1-2     |
| DeMarchi (1)  | 0-0--0                     | 2-4     |
| Riddle (1)    | 0-0--0                     | 1-2     |
| Angell (1)    | 0-0--0                     | 0-0     |
| Anthony (1)   | 0-0--0                     | 0-0     |
| Koalska (1)   | 0-0--0                     | 0-0     |
| O'Leary (1)   | 0-0--0                     | 0-0     |
| Taffe (1)     | 0-0--0                     | 0-0     |
| Waibel (1)    | 0-0--0                     | 0-0     |
| Wendell (1)   | 0-0--0                     | 0-0     |
| Hauser (1)    | 0-1-0, 4.11 GAA, .872 sv % |         |

## THE LAST TIME IT HAPPENED

### Minnesota Swept A Road Series:

February 8-9, 2002 at North Dakota (6-4, 4-3)

### Minnesota Was Swept In A Road Series:

December 1-2, 2000 at Denver (4-0, 4-1)

### Minnesota Swept A Home Series:

March 8-9, 2002 vs. North Dakota (7-2, 4-3 ot)

### Minnesota Was Swept In A Home Series:

February 25-26, 2000 vs. Wisconsin (4-2, 5-4)

### Minnesota Shut Out An Opponent:

October 27, 2001 vs. Colgate

(Justin Johnson, 9-0)

### An Opponent Shut Out Minnesota:

March 16, 2001 vs. St. Cloud State (Scott Meyer, 3-0)

### Minnesota Player Scored A Hat Trick:

November 23, 2001 at Michigan

(Jeff Taffe, 5-2 Minnesota win)

### Minnesota Player Scored A Pure Hat Trick:

February 26, 1999 at Minnesota-Duluth

(Wyatt Smith, 4-1 Minnesota win)

### An Opponent Scored A Hat Trick:

March 2, 2001 vs. St. Cloud State

(Jon Cullen, three goals, 6-1, Minnesota loss)

### Minnesota Player Scored Four Goals In A Game:

February 27, 1999 at Minnesota-Duluth

(Reggie Berg, 10-7 Minnesota win)

### Minnesota Won When Trailing After Two Periods:

February 8, 2002 at North Dakota

(4-3/trailing 3-1 heading into third period)

### Minnesota Had 50 or More Shots On Goal In A Game:

March 9, 2002 vs. North Dakota

(52 shots, 4-3 Minnesota win)

### Opponent Had 50 or More Shots On Goal In A Game:

January 31, 1997 at North Dakota

(51 shots, 6-4 Minnesota loss)

### Minnesota Player Scored A Shorthanded Goal:

March 23, 2002 vs. Wisconsin

(John Pohl, third period, 4-2 win)

### Minnesota Won In Overtime:

March 9, 2002 vs. North Dakota (4-3)

### Minnesota Lost In Overtime:

March 23, 2001 vs. Maine (5-4)

### Minnesota Tied In Overtime:

December 1, 2001 at St. Cloud State (2-2)

### Minnesota Scored 10 Goals Or More In A Game:

December 9, 2000 vs. Quinnipiac

(11-2 Minnesota win)

### Opponent Scored 10 Goals Or More In A Game:

January 30, 1993 at Michigan Tech

(10-2 Minnesota loss)

## Career Game Highs

### #1 Adam Hauser

Goals Allowed: 0 (8 times, last 10/26/01 vs. Colgate)

Saves: 45 (12/1/01 at SCSU)

Saves %: 1.000 (8 times, last 10/26/01 vs. Colgate)

### #3 Jordan Leopold

Goals: 2 (6 times, last 1/6/02 vs. UND)

Assists: 3 (5 times, last 3/17/01 vs. CC)

Points: 4 (2 times, 1/20/01 at Wis.)

### #5 Jon Waibel

Goals: 1 (6 times, last 2/9/02 at UND)

Assists: 1 (9 times, last 12/8/01 at DU)

Points: 2 (11/17/01 vs. UMD)

### #6 Judd Stevens

Goals: 1 (12/29/01 vs. Prov.)

Assists: 2 (2 times, last 10/27/01 vs. Colgate)

Points: 2 (3 times, last 12/29/01 vs. Prov.)

### #9 John Pohl

Goals: 3 (1/15/00 vs. Denver)

Assists: 5 (10/27/01 vs. Colgate)

Points: 5 (10/27/01 vs. Colgate)

### #10 Paul Martin

Goals: 1 (11 times, last 3/2/02 vs. SCSU)

Assists: 3 (2 times, last 1/12/02 at UW)

Points: 3 (2 times, last 1/12/02 at UW)

### #11 Erik Wendell

Goals: 2 (2/2/01 vs. MTU)

Assists: 2 (10/5/01 at UND)

Points: 2 (6 times, last 11/17/01 vs. UMD)

### #13 Keith Ballard

Goals: 2 (1/26/02 vs. Denver)

Assists: 2 (2 times, last 11/17/01 vs. UMD)

Points: 2 (3 times, last 1/26/02 vs. Denver)

### #15 Mike Erickson

Goals: 1 (10/5/01 at UND)

Assists: 2 (10/26/01 vs. Colgate)

Points: 2 (10/26/01 vs. Colgate)

### #16 Nick Anthony

Goals: 2 (2 times, last 2/15/02 vs. CC)

Assists: 2 (5 times, last 3/8/02 vs. UND)

Points: 3 (4 times, last 3/8/02 vs. UND)

### #17 Garrett Smaagaard

Goals: 1 (1/12/02 at UW)

Assists: 1 (2 times, last 12/29/01 vs. Prov.)

Points: 1 (2 times, last 12/29/01 vs. Prov.)

### #18 Grant Potulny

Goals: 3 (1/20/01 at Wis.)

Assists: 2 (2 times, last 2/23/02 vs. UW)

Points: 3 (4 times, last 10/27/01 vs. Colgate)

### #19 Matt DeMarchi

Goals: 1 (8 times, last 2/22/02 vs. UW)

Assists: 2 (2 times, last 2/16/01 vs. CC)

Points: 2 (5 times, last 2/15/02 vs. CC)

### #20 Joey Martin

Goals: n/a

Assists: 1 (6 times, last 2/16/02 vs. CC)

Points: 1 (6 times, last 2/16/02 vs. CC)

### #21 Troy Riddle

Goals: 2 (4 times, last 10/26/01 vs. Colgate)

Assists: 4 (2/15/02 vs. CC)

Points: 4 (2/15/02 vs. CC)

### #22 Jeff Taffe

Goals: 3 (11/23/01 at Michigan)

Assists: 4 (2/18/00 at MTU)

Points: 5 (10/19/01 vs. BSU)

### #23 Dan Welch

Goals: 2 (2/18/00 at MTU)

Assists: 1 (14 times, last 3/23/02 vs. CC)

Points: 2 (3 times, last 3/9/02 vs. UND)

### #24 Matt Koalska

Goals: 2 (10/27/01 vs. Colgate)

Assists: 3 (10/19/01 vs. BSU)

Points: 4 (10/27/01 vs. Colgate)

### #25 Pat O'Leary

Goals: 2 (2 times, last 12/30/00 vs. LSSU)

Assists: 1 (8 times, last 12/28/01 at FSU)

Points: 2 (3 times, last 1/6/01 at UAA)

### #26 Nick Angell

Goals: 1 (11 times, last 3/23/02 vs. CC)

Assists: 3 (11/2/01 at MTU)

Points: 3 (11/2/01 at MTU)

### #27 Barry Tallackson

Goals: 2 (2/8/02 at UND)

Assists: 2 (3/16/02 vs. Denver)

Points: 2 (3 times, last 3/16/02 vs. Denver)

### #28 Brett MacKinnon

Goals: 1 (11/23/01 at MSU)

Assists: 1 (2 times, last 12/29/01 vs. Prov.)

Points: 1 (3 times, last 12/29/01 vs. Prov.)

### #29 Jake Fleming

Goals: 1 (3 times, last 2/9/02 at UND)

Assists: 1 (9 times, last 3/15/02 vs. SCSU)

Points: 1 (12 times, last 3/15/02 vs. SCSU)

### #31 Travis Weber

Goals Allowed: 1 (3 times, last 1/6/02 vs. UND)

Saves: 24 (2 times, last 2/15/02 vs. CC)

Saves %: .960 (12/29/01 vs. Prov.)

### #33 Justin Johnson

Goals Allowed: 0 (10/27/01 vs. Colgate)

Saves: 31 (11/10/01 vs. MSU-M)

Saves %: 1.000 (10/27/01 vs. Colgate)

## Home vs. Away

| Home   | Record        | Away   |
|--------|---------------|--------|
| 18-4-0 |               | 10-3-4 |
| 5.0    | Goals For     | 4.2    |
| 2.2    | Goals Against | 3.4    |
| 29.8   | Power-Play    | 25.6   |
| 87.1   | Penalty Kill  | 81.2   |
| 39.5   | Shots For     | 34.6   |
| 25.3   | Shots Against | 29.9   |

## Series Comparison (WCHA)

| 1st Game | Record        | 2nd Game |
|----------|---------------|----------|
| 7-6-1    |               | 11-1-2   |
| 3.9      | Goals For     | 4.1      |
| 3.6      | Goals Against | 2.4      |
| 23.7     | Power-Play    | 26.9     |
| 83.6     | Penalty Kill  | 82.9     |
| 37.3     | Shots For     | 35.3     |
| 27.1     | Shots Against | 29.1     |

**CAREER GOALS – CURRENT PLAYERS**

|                        |    |
|------------------------|----|
| John Pohl.....         | 70 |
| Jeff Taffe.....        | 55 |
| Jordan Leopold.....    | 45 |
| Grant Potulny.....     | 34 |
| Troy Riddle.....       | 32 |
| Erik Wendell.....      | 24 |
| Matt Koalska.....      | 19 |
| Nick Anthony.....      | 18 |
| Pat O'Leary.....       | 15 |
| Barry Tallackson.....  | 13 |
| Paul Martin.....       | 11 |
| Nick Angell.....       | 11 |
| Dan Welch.....         | 10 |
| Keith Ballard.....     | 9  |
| Matt DeMarchi.....     | 8  |
| Jon Waibel.....        | 6  |
| Jake Fleming.....      | 3  |
| Mike Erickson.....     | 1  |
| Brett MacKinnon.....   | 1  |
| Garrett Smaagaard..... | 1  |
| Judd Stevens.....      | 1  |

**CAREER ASSISTS – CURRENT PLAYERS**

|                        |     |
|------------------------|-----|
| John Pohl.....         | 126 |
| Jordan Leopold.....    | 97  |
| Jeff Taffe.....        | 56  |
| Paul Martin.....       | 47  |
| Troy Riddle.....       | 43  |
| Matt Koalska.....      | 37  |
| Grant Potulny.....     | 30  |
| Nick Angell.....       | 28  |
| Nick Anthony.....      | 24  |
| Matt DeMarchi.....     | 23  |
| Erik Wendell.....      | 20  |
| Judd Stevens.....      | 15  |
| Dan Welch.....         | 14  |
| Keith Ballard.....     | 13  |
| Jon Waibel.....        | 11  |
| Barry Tallackson.....  | 10  |
| Pat O'Leary.....       | 9   |
| Jake Fleming.....      | 9   |
| Joey Martin.....       | 6   |
| Brett MacKinnon.....   | 3   |
| Mike Erickson.....     | 2   |
| Adam Hauser.....       | 2   |
| Garrett Smaagaard..... | 2   |

**CAREER POINTS – CURRENT PLAYERS**

|                        |     |
|------------------------|-----|
| John Pohl.....         | 196 |
| Jordan Leopold.....    | 142 |
| Jeff Taffe.....        | 111 |
| Troy Riddle.....       | 74  |
| Grant Potulny.....     | 64  |
| Paul Martin.....       | 58  |
| Matt Koalska.....      | 55  |
| Erik Wendell.....      | 44  |
| Nick Anthony.....      | 42  |
| Nick Angell.....       | 38  |
| Matt DeMarchi.....     | 31  |
| Pat O'Leary.....       | 24  |
| Dan Welch.....         | 24  |
| Barry Tallackson.....  | 21  |
| Keith Ballard.....     | 21  |
| Jon Waibel.....        | 17  |
| Judd Stevens.....      | 16  |
| Jake Fleming.....      | 12  |
| Joey Martin.....       | 6   |
| Mike Erickson.....     | 3   |
| Brett MacKinnon.....   | 3   |
| Garrett Smaagaard..... | 3   |
| Adam Hauser.....       | 2   |

**CAREER GAMES – CURRENT PLAYERS**

|                        |     |
|------------------------|-----|
| John Pohl.....         | 162 |
| Jordan Leopold.....    | 161 |
| Nick Angell.....       | 153 |
| Adam Hauser.....       | 148 |
| Erik Wendell.....      | 147 |
| Jeff Taffe.....        | 117 |
| Pat O'Leary.....       | 117 |
| Matt DeMarchi.....     | 111 |
| Nick Anthony.....      | 91  |
| Matt Koalska.....      | 83  |
| Jon Waibel.....        | 83  |
| Grant Potulny.....     | 82  |
| Paul Martin.....       | 79  |
| Troy Riddle.....       | 79  |
| Dan Welch.....         | 53  |
| Barry Tallackson.....  | 41  |
| Jake Fleming.....      | 40  |
| Judd Stevens.....      | 38  |
| Keith Ballard.....     | 38  |
| Joey Martin.....       | 29  |
| Brett MacKinnon.....   | 20  |
| Garrett Smaagaard..... | 19  |
| Travis Weber.....      | 10  |
| Mike Erickson.....     | 9   |
| Chad Roberg.....       | 9   |
| Justin Johnson.....    | 6   |

**2001-02 WCHA Standings/Schedule**

| Team (Overall Record, win %)     | GP | W  | L  | T | Pts | GF  | GA  | GDif |
|----------------------------------|----|----|----|---|-----|-----|-----|------|
| Denver (32-8-1, .793)            | 28 | 21 | 6  | 1 | 43  | 108 | 63  | +45  |
| St. Cloud State (29-11-2, .714)  | 28 | 19 | 7  | 2 | 40  | 117 | 65  | +52  |
| Minnesota (30-8-4, .762)         | 28 | 18 | 7  | 3 | 39  | 113 | 84  | +29  |
| Colorado College (27-13-3, .663) | 28 | 16 | 10 | 2 | 34  | 95  | 74  | +21  |
| Wisconsin (16-19-4, .462)        | 28 | 12 | 13 | 3 | 27  | 88  | 90  | -2   |
| MSU, Mankato (16-20-2, .447)     | 28 | 11 | 15 | 2 | 24  | 84  | 107 | -23  |
| Alaska Anchorage (12-19-5, .403) | 28 | 10 | 14 | 4 | 24  | 79  | 96  | -17  |
| North Dakota (16-19-2, .459)     | 28 | 11 | 15 | 2 | 24  | 103 | 100 | +3   |
| Minnesota-Duluth (13-24-3, .363) | 28 | 6  | 19 | 3 | 15  | 72  | 112 | -40  |
| Michigan Tech (8-28-2, .237)     | 28 | 4  | 22 | 2 | 10  | 66  | 134 | -68  |

**2001-02 Season Highs/Lows**

**Team**

|   |   |
|---|---|
| <b>MOST GOALS/GAME</b>                    | (9) 10/27 vs. Colgate   |
| <b>LEAST GOALS/GAME</b>                   | (1) 1/25 vs. Denver   |
| <b>MOST ASSISTS/GAME</b>                  | (14) 10/27 vs. Colgate  |
| <b>LEAST ASSISTS/GAME</b>                 | (2) 1/25 vs. Denver   |
| <b>MOST GOALS AGAINST/GAME</b>            | (8) 1/11 at Wisconsin   |
| <b>LEAST GOALS AGAINST/GAME</b>           | (0) two times, last 10/27 vs. Colgate                                 |
| <b>MOST ASSISTS AGAINST/GAME</b>          | (11) 1/11 at Wisconsin  |
| <b>LEAST ASSISTS AGAINST/GAME</b>         | (0) two times, last 10/27 vs. Colgate                                 |
| <b>MOST GOALS/PERIOD</b>                  | (5) 11/2 at Michigan Tech - second period                             |
| <b>MOST GOALS AGAINST/PERIOD</b>          | (4) four times, last 2/1 vs. UMD - second period                      |
| <b>MOST POWER PLAY GOALS/GAME</b>         | (5) 10/19 vs. BSU   |
| <b>MOST POWER PLAY GOALS ALLOWED/GAME</b> | (3) two times, last 2/1 at UMD  |
| <b>MOST SHOTS ON GOAL/GAME</b>            | (53) 1/11 at Wisconsin  |
| <b>LEAST SHOTS ON GOAL/GAME</b>           | (23) two times, last 1/18 at Alaska Anchorage                         |
| <b>MOST SHOTS AGAINST/GAME</b>            | (47) 12/1 at SCSU   |
| <b>LEAST SHOTS AGAINST/GAME</b>           | (18) 10/26 vs. Colgate  |
| <b>MOST SHOTS ON GOAL/PERIOD</b>          | (22) 10/20 vs. BSU - first period                                     |
| <b>MOST SHOTS AGAINST/PERIOD</b>          | (19) 12/1 at SCSU - second period                                     |
| <b>MOST PENALTIES/GAME</b>                | (15) 1/26 vs. Denver  |
| <b>LEAST PENALTIES/GAME</b>               | (3) three times, last 1/25 vs. Denver                                 |
| <b>MOST PIM/GAME</b>                      | (48) 1/11 at Wisconsin  |
| <b>LEAST PIM/GAME</b>                     | (6) three times, last 1/25 vs. Denver                                 |
| <b>MOST OPP. PENALTIES/GAME</b>           | (14) 1/26 vs. Denver  |
| <b>LEAST OPP. PENALTIES/GAME</b>          | (4) 11/23 at Michigan   |
| <b>MOST OPP. PIM/GAME</b>                 | (29) 2/9 at North Dakota  |
| <b>LEAST OPP. PIM/GAME</b>                | (8) 11/23 at Michigan   |
| <b>QUICKEST TWO GOALS</b>                 | (0:09) 11/2 at Michigan Tech – second period (Anthony, Wendell)       |
| <b>QUICKEST THREE GOALS</b>               | (2:23) 11/2 at Michigan Tech – second period (Pohl, P. Martin, Taffe) |

**Individual**

|                           |   |
|---------------------------|---|
| <b>GOALS/GAME</b>         | (3) Jeff Taffe, 11/23 at Michigan                       |
| <b>GOALS/PERIOD</b>       | (2) five times, last John Pohl, 2/9 at UND              |
| <b>ASSISTS/GAME</b>       | (5) John Pohl, 10/27 vs. Colgate                        |
| <b>ASSISTS/PERIOD</b>     | (3) Troy Riddle, 2/15 vs. CC - second period            |
| <b>POINTS/GAME</b>        | (5) two times, last John Pohl, 10/27 vs. Colgate        |
| <b>POINTS/PERIOD</b>      | (3) four times, Troy Riddle, 2/16 vs. CC - third period |
| <b>PENALTIES/GAME</b>     | (4) four times, last Jon Waibel, 3/8 vs. North Dakota   |
| <b>PIM/GAME</b>           | (19) Jeff Taffe, 11/17 vs. UMD                          |
| <b>SHOTS ON GOAL/GAME</b> | (11) Jordan Leopold, 11/3 at Michigan Tech              |
| <b>SAVES/GAME</b>         | (45) Adam Hauser, 12/1 at SCSU                          |

**WCHA Home Records**

| Team             | Record        | Team             | Record        |
|------------------|---------------|------------------|---------------|
| Colorado College | 18-3-1 (.841) | Wisconsin        | 12-8-2 (.591) |
| St. Cloud State  | 16-3-1 (.825) | MSU, Mankato     | 7-8-2 (.471)  |
| Minnesota        | 18-4-0 (.818) | Minnesota-Duluth | 9-11-0 (.450) |
| Denver           | 15-3-1 (.816) | North Dakota     | 7-9-1 (.441)  |
| Alaska Anchorage | 9-5-4 (.611)  | Michigan Tech    | 6-9-2 (.412)  |

## Hauser Watch

### VICTORIES

| Rk. | Player       | Wins | Years        |
|-----|--------------|------|--------------|
| 1.  | Adam Hauser  | 81   | 1998-present |
| 2.  | Robb Stauber | 73   | 1986-89      |

### GAMES PLAYED

| Rk. | Player       | GP  | Years        |
|-----|--------------|-----|--------------|
| 1.  | Adam Hauser  | 149 | 1998-present |
| 2.  | Robb Stauber | 98  | 1986-89      |

### MINUTES PLAYED

| Rk. | Player       | MP    | Years        |
|-----|--------------|-------|--------------|
| 1.  | Adam Hauser  | 8,696 | 1998-present |
| 2.  | Robb Stauber | 5,717 | 1986-89      |

### SAVES

| Rk. | Player      | Saves | Years        |
|-----|-------------|-------|--------------|
| 1.  | Adam Hauser | 3,708 | 1998-present |

### SAVE PERCENTAGE

| Rk. | Player           | SV % | Years        |
|-----|------------------|------|--------------|
| 1.  | Jim Mattson      | .906 | 1951-54      |
|     | Robb Stauber     | .906 | 1986-89      |
| 3.  | Murray McLachlin | .902 | 1967-70      |
| 4.  | Adam Hauser      | .899 | 1998-present |

### GOALS-AGAINST-AVERAGE

| Rk. | Player       | GAA  | Years        |
|-----|--------------|------|--------------|
| 1.  | Jim Mattson  | 2.48 | 1951-54      |
| 2.  | Robb Stauber | 2.77 | 1986-89      |
| 3.  | Adam Hauser  | 2.87 | 1998-present |

## WCHA Recordbook

### GAMES PLAYED - OVERALL

| Rk. | Player               | GP  | Years        |
|-----|----------------------|-----|--------------|
| 1.  | Adam Hauser          | 149 | 1998-present |
| 2.  | Graham Melanson (UW) | 140 | 1997-2001    |

### MINUTES PLAYED - OVERALL

| Rk. | Player          | MP    | Years        |
|-----|-----------------|-------|--------------|
| 1.  | Adam Hauser     | 8,696 | 1998-present |
| 2.  | Graham Melanson | 8,179 | 1997-2001    |

### SAVES - OVERALL

| Rk. | Player               | SV    | Years        |
|-----|----------------------|-------|--------------|
| 1.  | Robbie Moore (Mich.) | 4,434 | 1973-76      |
| 6.  | Adam Hauser          | 3,708 | 1998-present |

### SAVES - WCHA ONLY

| Rk. | Player               | SV    | Years        |
|-----|----------------------|-------|--------------|
| 1.  | Robbie Moore (Mich.) | 3,665 | 1973-76      |
|     | Adam Hauser          | 2,585 | 1998-present |

### WINS - OVERALL

| Rk. | Player           | SO | Years        |
|-----|------------------|----|--------------|
| 1.  | Ron Grahame (DU) | 82 | 1969-73      |
| 2t. | Adam Hauser      | 81 | 1998-present |

### SHUTOUTS - OVERALL

| Rk. | Player              | SO | Years        |
|-----|---------------------|----|--------------|
| 1.  | Karl Goehring (UND) | 15 | 1997-2001    |
| 7t. | Adam Hauser         | 8  | 1998-present |

## Multiple-Point Games (season/career)

| Player (Games)         | Last Time                        | Record         |
|------------------------|----------------------------------|----------------|
| John Pohl (26/59)      | 3/23/02 vs. CC (1g, 1a)          | 22-2-2/46-10-3 |
| Jeff Taffe (17/29)     | 3/9/02 at UND (1g, 1a)           | 16-1-0/24-4-1  |
| Troy Riddle (12/20)    | 3/23/02 vs. CC (2a)              | 11-1-0/19-1-0  |
| Paul Martin (10/16)    | 1/19/02 at UAA (1g, 1a)          | 8-0-1/13-1-1   |
| Jordan Leopold (10/30) | 3/15/02 vs. SCSU (1g, 1a)        | 8-1-1/19-8-3   |
| Matt Koalska (8/15)    | 3/1/02 at SCSU (2a)              | 7-1-0/14-1-0   |
| Nick Anthony (5/10)    | 3/8/02 vs. UND (1g, 2a)          | 3-1-0/8-1-0    |
| Grant Potulny (4/14)   | 2/23/02 vs. UW (2a)              | 2-2-0/10-3-1   |
| Erik Wendell (3/6)     | 12/29/01 vs. Providence (1g, 1a) | 3-0-0/6-0-0    |
| Judd Stevens (3/3)     | 12/29/01 vs. Providence (1g, 1a) | 3-0-0/3-0-0    |
| Keith Ballard (3/3)    | 1/26/02 vs. DU (2g)              | 3-0-0/3-0-0    |
| Barry Tallackson (3/3) | 3/16/02 vs. DU (2a)              | 2-1-0/2-1-0    |
| Dan Welch (2/3)        | 3/9/02 vs. UND (1g, 1a)          | 2-0-0/3-0-0    |
| Matt DeMarchi (1/4)    | 2/15/02 vs. C.C. (1g, 1a)        | 0-1-0/3-1-0    |
| Nick Angell (1/4)      | 11/2/01 at MTU (3a)              | 1-0-0/3-1-0    |
| Mike Erickson (1/1)    | 10/26/01 vs. Colgate (2a)        | 1-0-0/1-0-0    |
| Jon Waibel (1/1)       | 11/17/01 vs. UMD (1g, 1a)        | 1-0-0/1-0-0    |
| Pat O'Leary (0/3)      | 1/6/01 at UAA (1g, 1a)           | 0-0-0/3-0-0    |

## Multiple-Goal Games (season/career)

| Player (Games)         | Last Time                 | Record       |
|------------------------|---------------------------|--------------|
| Jeff Taffe (7/8)       | 2/22/02 vs. UW (2g)       | 7-0-0/7-1-0  |
| John Pohl (7/13)       | 3/8/02 vs. UND (2g)       | 7-0-0/13-0-0 |
| Jordan Leopold (3/6)   | 1/6/02 vs. UND (2g)       | 3-0-0/4-2-0  |
| Troy Riddle (2/4)      | 10/26/01 vs. Colgate (2g) | 2-0-0/4-0-0  |
| Nick Anthony (2/2)     | 2/15/02 vs. CC (2g)       | 1-1-0/1-1-0  |
| Grant Potulny (1/4)    | 10/27/01 vs. Colgate (2g) | 1-0-0/4-0-0  |
| Matt Koalska (1/1)     | 10/27/01 vs. Colgate (2g) | 1-0-0/1-0-0  |
| Keith Ballard (1/1)    | 1/26/01 vs. Denver (2g)   | 1-0-0/1-0-0  |
| Barry Tallackson (1/1) | 2/8/02 at UND (2g)        | 1-0-0/1-0-0  |
| Pat O'Leary (0/2)      | 12/30/00 vs. LSSU (2g)    | 0-0-0/2-0-0  |
| Dan Welch (0/1)        | 2/18/00 at MTU (2g)       | 0-0-0/1-0-0  |
| Erik Wendell (0/1)     | 2/2/01 at MTU (2g)        | 0-0-0/1-0-0  |

## Leopold Watch

### POINTS BY A DEFENSESMAN

|    |                |     |         |
|----|----------------|-----|---------|
| 1. | Todd Richards  | 158 | 1985-89 |
| 2. | Mike Crowley   | 157 | 1994-97 |
| 3. | Jordan Leopold | 142 | 1998-   |

### GOALS BY A DEFENSESMAN

|    |                |    |       |
|----|----------------|----|-------|
| 1. | Jordan Leopold | 45 | 1998- |
|----|----------------|----|-------|

### ASSISTS BY A DEFENSESMAN

|    |                 |     |         |
|----|-----------------|-----|---------|
| 1. | Todd Richards   | 128 | 1985-89 |
| 4. | Travis Richards | 98  | 1989-93 |
| 5. | Jordan Leopold  | 97  | 1998-   |

### WCHA RECORD (OVERALL) - GOALS BY A DEFENSESMAN

|    |                   |    |         |
|----|-------------------|----|---------|
| 1. | Doug Lidster (CC) | 56 | 1979-83 |
| 4. | George Konik (DU) | 46 | 1958-61 |
| 5. | Jordan Leopold    | 45 | 1998-   |

## Pohl Watch

### POINTS

|    |               |     |         |
|----|---------------|-----|---------|
| 1. | John Mayasich | 298 | 1951-55 |
| 8. | Tim Harrer    | 201 | 1976-80 |
| 9. | John Pohl     | 196 | 1998-   |

### ASSISTS

|    |               |     |         |
|----|---------------|-----|---------|
| 1. | Larry Olimb   | 159 | 1988-92 |
| 5. | Todd Richards | 128 | 1985-89 |
| 6. | John Pohl     | 126 | 1998-   |

## 2001-02 Goal Breakdown

| Player            | Unassisted | Even Strength | 1st 5 Minutes |
|-------------------|------------|---------------|---------------|
| Nick Angell       | 1          | 1             | 0             |
| Nick Anthony      | 1          | 8             | 0             |
| Keith Ballard     | 1          | 7             | 2             |
| Matt DeMarchi     | 0          | 3             | 0             |
| Mike Erickson     | 0          | 1             | 0             |
| Jake Fleming      | 0          | 1             | 0             |
| Matt Koalska      | 0          | 6             | 0             |
| Jordan Leopold    | 1          | 12            | 1             |
| Brett MacKinnon   | 0          | 1             | 0             |
| Paul Martin       | 1          | 5             | 0             |
| Pat O'Leary       | 0          | 4             | 1             |
| John Pohl         | 3          | 9             | 2             |
| Grant Potulny     | 0          | 6             | 2             |
| Troy Riddle       | 3          | 9             | 2             |
| Garrett Smaagaard | 0          | 1             | 0             |
| Judd Stevens      | 0          | 1             | 0             |
| Jeff Taffe        | 1          | 18            | 1             |
| Barry Tallackson  | 0          | 10            | 2             |
| Jon Waibel        | 0          | 5             | 0             |
| Dan Welch         | 0          | 4             | 0             |
| Erik Wendell      | 0          | 5             | 1             |

## 2001-02 vs. Ranked Teams...

| Player                  | Totals                                   |
|-------------------------|--|
| John Pohl               | 4-18--22                                 |
| Troy Riddle             | 5-14--19                                 |
| Jeff Taffe              | 9-7--16                                  |
| Jordan Leopold          | 7-6--13                                  |
| Matt Koalska            | 4-8--12                                  |
| Paul Martin             | 3-8--11                                  |
| Grant Potulny           | 5-5--10                                  |
| Keith Ballard           | 4-6--10                                  |
| Barry Tallackson        | 4-5--9                                   |
| Matt DeMarchi           | 2-6--8                                   |
| Erik Wendell            | 4-1--5                                   |
| Nick Anthony            | 3-2--5                                   |
| Judd Stevens            | 0-4--4                                   |
| Jake Fleming            | 0-3--3                                   |
| Nick Angell             | 3-0--3                                   |
| Pat O'Leary             | 1-1--2                                   |
| Jon Waibel              | 1-1--2                                   |
| Dan Welch               | 1-2--3                                   |
| Mike Erickson           | 1-0--1                                   |
| Joey Martin             | 0-1--1                                   |
| <b>Total - 15 Games</b> | <i>(opponent ranked at time of game)</i> |

## Career Shutouts

| Player                 | Shutouts   |
|------------------------|--|
| Adam Hauser (8, 6H/2A) | 10/26/01 vs. Colgate (8-0, 18 svcs)<br>2/24/01 at UMD (4-0, 23 svcs)<br>11/17/00 at SCSU (2-0, 25 svcs)<br>11/3/00 vs. Wisconsin (4-0, 31 svcs)<br>11/20/99 vs. UMD (4-0, 31 svcs)<br>3/13/99 vs. UAA (1-0, 17 svcs)<br>3/12/99 vs. UAA (4-0, 26 svcs)<br>10/23/98 vs. SCSU (3-0, 26 svcs) |
| Justin Johnson (1, 1H) | 10/27/01 vs. Colgate (9-0, 28 svcs)  |

## Career Goalie Record When...

### Minnesota Scores 3 or more:

|                |          |
|----------------|----------|
| Adam Hauser    | 75-22-10 |
| Travis Weber   | 4-1-0    |
| Justin Johnson | 3-0-0    |

### Minnesota Scores 2 or less:

|                |        |
|----------------|--------|
| Adam Hauser    | 6-28-6 |
| Travis Weber   | 1-1-0  |
| Justin Johnson | 0-0-0  |

### Opponent Scores 3 or more:

|                |          |
|----------------|----------|
| Adam Hauser    | 21-49-10 |
| Travis Weber   | 1-2-0    |
| Justin Johnson | 1-0-0    |

### Opponent Scores 2 or less:

|                |        |
|----------------|--------|
| Adam Hauser    | 60-1-6 |
| Travis Weber   | 4-0-0  |
| Justin Johnson | 2-0-0  |

## Career 3+ Point Games

| Player         | 3pts | 4pts | 5pts | Total |
|----------------|------|------|------|-------|
| John Pohl      | 17   | 5    | 1    | 23    |
| Jeff Taffe     | 8    | 2    | 1    | 11    |
| Jordan Leopold | 8    | 2    | 0    | 10    |
| Troy Riddle    | 6    | 1    | 0    | 7     |
| Grant Potulny  | 4    | 0    | 0    | 4     |
| Matt Koalska   | 2    | 1    | 0    | 3     |
| Paul Martin    | 2    | 0    | 0    | 2     |
| Nick Anthony   | 3    | 0    | 0    | 3     |
| Nick Angell    | 1    | 0    | 0    | 1     |

## Game-Winning Goals/Assists

| Player            | Career GWGs | Career Assists on GWGs |
|-------------------|-------------|------------------------|
| Jeff Taffe        | 13 (3)      | 6                      |
| Grant Potulny     | 6 (0)       | 4                      |
| Jordan Leopold    | 6 (3)       | 13                     |
| Dan Welch         | 5 (0)       | 1                      |
| John Pohl         | 4 (0)       | 21                     |
| Erik Wendell      | 3 (1)       | 2                      |
| Nick Angell       | 3 (1)       | 3                      |
| Keith Ballard     | 3 (1)       | 5                      |
| Troy Riddle       | 3 (0)       | 2                      |
| Matt Koalska      | 2 (0)       | 7                      |
| Pat O'Leary       | 2 (1)       | 1                      |
| Jon Waibel        | 2 (1)       | 1                      |
| Barry Tallackson  | 2 (0)       | 2                      |
| Nick Anthony      | 2 (0)       | 2                      |
| Troy Riddle       | 1 (1)       | 9                      |
| Paul Martin       | 1 (0)       | 10                     |
| Garrett Smaagaard | 1 (0)       | 2                      |
| Matt DeMarchi     | 0 (0)       | 4                      |
| Joey Martin       | 0 (0)       | 2                      |
| Judd Stevens      | 0 (0)       | 1                      |
| Jake Fleming      | 0 (0)       | 1                      |

*GWGs in one-goal games in parenthesis*

## Career Hat Tricks

| Player        | No. | Date                          |
|---------------|-----|-------------------------------|
| Jeff Taffe    | 1   | 11/23/01 at Michigan (3-0--3) |
| Grant Potulny | 1   | 1/20/01 at Wisconsin (3-0--3) |
| John Pohl     | 1   | 11/15/00 vs. Denver (3-1--4)  |

## Goal Breakdown

|                              | MN  | OPP |
|------------------------------|-----|-----|
| 5-on-5                       | 108 | 71  |
| 5-on-4                       | 55  | 26  |
| 6-on-5                       | 3   | 0   |
| 4-on-5                       | 14  | 7   |
| 4-on-4                       | 5   | 5   |
| 5-on-3                       | 4   | 4   |
| 4-on-3                       | 1   | 0   |
| Power Play                   | 60  | 31  |
| Shorthanded                  | 14  | 7   |
| Empty Net                    | 3   | 2   |
| First Minute of Game         | 3   | 0   |
| First 2 Minutes of Game      | 6   | 1   |
| First 5 Minutes of Game      | 13  | 6   |
| First 10 Minutes of Game     | 24  | 17  |
| First Goal of Game           | 18  | 24  |
| First Minute of Period       | 14  | 3   |
| Last Minute of Period        | 10  | 6   |
| Last Minute of Game          | 7   | 3   |
| Last 5 Minutes of Game       | 14  | 9   |
| To Tie Game - Last 5 Minutes | 2   | 1   |
| To Win Game - Last 5 Minutes | 2   | 1   |
| Unassisted                   | 17  | 10  |
| One Assist                   | 50  | 35  |
| Two Assists                  | 123 | 68  |
| Home                         | 114 | 52  |
| Road                         | 61  | 52  |
| Neutral                      | 10  | 7   |
| Overtime                     | 2   | 0   |

### GOAL SCORED AFTER OPPONENTS' GOAL

|                       | MN | OPP |
|-----------------------|----|-----|
| Less Than One Minute  | 4  | 2   |
| One To Three Minutes  | 13 | 7   |
| Three To Five Minutes | 9  | 5   |

## Record When Having a Point

| Player            | No. of Games | Record        |
|-------------------|--------------|---------------|
| John Pohl         | 36 of 42     | 29-4-3 (.847) |
| Jordan Leopold    | 33 of 42     | 24-6-3 (.773) |
| Jeff Taffe        | 32 of 41     | 27-3-2 (.875) |
| Troy Riddle       | 27 of 42     | 20-5-2 (.778) |
| Grant Potulny     | 26 of 41     | 18-5-3 (.750) |
| Paul Martin       | 24 of 42     | 19-2-3 (.854) |
| Matt Koalska      | 21 of 42     | 15-4-2 (.762) |
| Barry Tallackson  | 20 of 42     | 14-3-3 (.775) |
| Keith Ballard     | 19 of 37     | 16-2-1 (.868) |
| Erik Wendell      | 14 of 42     | 13-0-1 (.964) |
| Judd Stevens      | 13 of 38     | 9-2-2 (.769)  |
| Jake Fleming      | 12 of 41     | 7-1-4 (.750)  |
| Nick Anthony      | 10 of 23     | 9-1-0 (.900)  |
| Nick Angell       | 10 of 42     | 8-2-0 (.800)  |
| Matt DeMarchi     | 9 of 30      | 7-2-0 (.778)  |
| Jon Waibel        | 8 of 42      | 5-2-1 (.750)  |
| Dan Welch         | 8 of 15      | 7-1-0 (.875)  |
| Pat O'Leary       | 5 of 39      | 3-1-1 (.700)  |
| Joey Martin       | 5 of 10      | 4-1-0 (.800)  |
| Garrett Smaagaard | 3 of 18      | 3-0-0 (1.00)  |
| Brett MacKinnon   | 3 of 19      | 2-0-1 (.833)  |
| Mike Erickson     | 2 of 9       | 2-0-0 (1.00)  |

## A Comparison...

| Players        | Totals                | Diff. |
|----------------|-----------------------|-------|
| John Pohl      | 26-49--75 (19-26--45) | +30   |
| Jeff Taffe     | 33-23--56 (12-23--35) | +21   |
| Paul Martin    | 8-30--38 (3-17--20)   | +18   |
| Troy Riddle    | 16-29--45 (16-14--30) | +15   |
| Erik Wendell   | 8-9--17 (5-2--7)      | +10   |
| Matt Koalska   | 9-23--32 (10-14--24)  | +8    |
| Nick Angell    | 4-9--13 (3-5--8)      | +5    |
| Jon Waibel     | 5-4--9 (1-7--8)       | +1    |
| Nick Anthony   | 9-8--17 (5-12--17)    | --    |
| Jordan Leopold | 20-26--46 (12-35--47) | -1    |
| Grant Potulny  | 12-19--31 (22-11--33) | -2    |
| Matt DeMarchi  | 3-8--11 (4-9--13)     | -2    |
| Pat O'Leary    | 4-2--6 (5-4--9)       | -3    |

(2000-01 totals after 39 games in parenthesis)

## 2001-02 Month-By-Month

| Month         | Home          | Away          | WCHA          | Overall       |
|---------------|---------------|---------------|---------------|---------------|
| October       | 4-0-0         | 1-0-0         | 0-0-0         | 5-0-0         |
| November      | 4-1-0         | 2-0-2         | 5-1-1         | 6-1-2         |
| December      | 2-0-0         | 1-1-1         | 1-1-1         | 3-1-1         |
| January       | 2-2-0         | 2-1-1         | 4-3-1         | 4-3-1         |
| February      | 3-1-0         | 3-1-0         | 6-2-0         | 6-2-0         |
| March         | 3-0-0         | 1-0-0         | 2-0-0         | 6-1-0         |
| <b>Totals</b> | <b>18-4-0</b> | <b>10-3-4</b> | <b>18-7-3</b> | <b>30-8-4</b> |

| Month             | GF         | GA         | PP          | PK          |
|-------------------|------------|------------|-------------|-------------|
| October (5 games) | 7.6        | 1.6        | 50.0        | 90.9        |
| November (9)      | 4.7        | 2.9        | 31.5        | 75.5        |
| December (5)      | 3.2        | 2.0        | 18.2        | 92.6        |
| January (8)       | 3.6        | 3.0        | 22.0        | 88.9        |
| February (8)      | 4.5        | 3.5        | 21.6        | 84.4        |
| March (7)         | 4.1        | 2.6        | 19.5        | 84.2        |
| <b>Totals</b>     | <b>4.5</b> | <b>2.7</b> | <b>26.9</b> | <b>84.8</b> |

## Scoring Breakdown (By Period)

| Player            | 1st      | 2nd      | 3rd/OT    | Total     |
|-------------------|----------|----------|-----------|-----------|
| Nick Angell       | 0-4--4   | 4-4--8   | 0-1--1    | 4-9--13   |
| Nick Anthony      | 0-3--3   | 6-4--10  | 3-1--4    | 9-8--17   |
| Keith Ballard     | 2-2--4   | 4-6--10  | 3-5--8    | 9-13--22  |
| Matt DeMarchi     | 0-3--3   | 2-3--5   | 1-2--3    | 3-8--11   |
| Mike Erickson     | 1-0--1   | 0-1--1   | 0-1--1    | 1-2--3    |
| Jake Fleming      | 2-3--5   | 0-3--3   | 1-3--4    | 3-9--12   |
| Matt Koalska      | 3-4--7   | 3-15--18 | 3-4--7    | 9-23--32  |
| Jordan Leopold    | 4-7--11  | 7-9--16  | 9-10--19  | 20-26--46 |
| Brett MacKinnon   | 1-1--2   | 0-0--0   | 0-2--2    | 1-3--4    |
| Joey Martin       | 0-0--0   | 0-1--1   | 0-3--3    | 0-4--4    |
| Paul Martin       | 3-9--12  | 3-10--13 | 2-11--13  | 8-30--38  |
| Pat O'Leary       | 1-1--2   | 2-1--3   | 1-0--1    | 4-2--6    |
| John Pohl         | 4-17--21 | 9-13--22 | 13-19--32 | 26-49--75 |
| Grant Potulny     | 7-9--16  | 2-5--7   | 3-5--8    | 12-19--31 |
| Troy Riddle       | 6-8--14  | 5-12--17 | 5-9--14   | 16-29--45 |
| Garrett Smaagaard | 0-2--2   | 1-0--1   | 0-0--0    | 1-2--3    |
| Judd Stevens      | 0-6--6   | 0-6--6   | 1-3--4    | 1-15--16  |
| Jeff Taffe        | 11-9--20 | 11-7--18 | 11-7--18  | 33-23--56 |
| Barry Tallackson  | 5-1--6   | 3-7--10  | 5-2--7    | 13-10--23 |
| Jon Waibel        | 2-2--4   | 1-2--3   | 2-0--2    | 5-4--9    |
| Dan Welch         | 0-0--0   | 4-5--9   | 0-1--1    | 4-6--10   |
| Erik Wendell      | 3-3--6   | 3-6--9   | 2-0--2    | 8-9--17   |

## Month-By-Month

| No. | Player            | Oct.              | Nov.               | Dec.              | Jan.              | Feb.              | March             | Total              |
|-----|-------------------|-------------------|--------------------|-------------------|-------------------|-------------------|-------------------|--------------------|
| 1   | Adam Hauser       | 2-0-0, 2.14, .891 | 5-0-2, 2.27, .909  | 2-1-1, 2.22, .933 | 1-3-1, 3.39, .874 | 5-0-0, 2.11, .928 | 5-1-0, 2.33, .915 | 21-6-4, 2.41, .912 |
| 3   | Jordan Leopold    | 4-4--8 (5)        | 6-5--11 (9)        | 1-2--3 (5)        | 4-5--9 (8)        | 3-6--9 (8)        | 2-4--6 (7)        | 20-26--46 (42)     |
| 5   | Jon Waibel        | 1-0--1 (5)        | 1-2--3 (9)         | 0-1--1 (5)        | 2-0--2 (8)        | 1-1--2 (8)        | 0-0--0 (7)        | 5-4--9 (42)        |
| 6   | Judd Stevens      | 0-4--4 (5)        | 0-4--4 (9)         | 1-2--3 (5)        | 0-2--2 (8)        | 0-1--1 (5)        | 0-2--2 (7)        | 1-15--16 (39)      |
| 9   | John Pohl         | 4-9--13 (5)       | 5-9--14 (9)        | 2-5--7 (5)        | 3-9--12 (8)       | 8-10--18 (8)      | 4-7--11 (7)       | 26-49--75 (42)     |
| 10  | Paul Martin       | 2-8--10 (5)       | 1-7--8 (9)         | 2-3--5 (5)        | 1-8--9 (8)        | 1-2--3 (8)        | 1-2--3 (7)        | 8-30--38 (42)      |
| 11  | Erik Wendell      | 1-4--5 (5)        | 3-1--4 (9)         | 2-1--3 (5)        | 1-2--3 (8)        | 1-0--1 (8)        | 0-1--1 (7)        | 8-9--17 (42)       |
| 13  | Keith Ballard     | 2-4--6 (5)        | 2-4--6 (9)         | 0-1--1 (3)        | 2-1--3 (7)        | 0-1--1 (8)        | 3-2--5 (7)        | 9-13--22 (39)      |
| 14  | Chad Roberg       | 0-0--0 (0)        | 0-0--0 (0)         | 0-0--0 (1)        | 0-0--0 (1)        | 0-0--0 (0)        | 0-0--0 (0)        | 0-0--0 (2)         |
| 15  | Mike Erickson     | 1-2--3 (4)        | 0-0--0 (5)         | 0-0--0 (0)        | 0-0--0 (0)        | 0-0--0 (0)        | 0-0--0 (0)        | 1-2--3 (9)         |
| 16  | Nick Anthony      | 2-2--4 (5)        | 2-1--3 (7)         | 0-0--0 (3)        | 0-0--0 (0)        | 4-2--6 (4)        | 1-3--4 (5)        | 9-8--17 (23)       |
| 17  | Garrett Smaagaard | 0-1--1 (3)        | 0-0--0 (6)         | 0-1--1 (2)        | 1-0--1 (7)        | 0-0--0 (0)        | 0-0--0 (0)        | 1-2--3 (18)        |
| 18  | Grant Potulny     | 2-2--4 (4)        | 3-5--8 (9)         | 1-1--2 (5)        | 3-5--8 (8)        | 1-5--6 (8)        | 2-1--3 (7)        | 12-19--31 (41)     |
| 19  | Matt DeMarchi     | 0-0--0 (1)        | 1-2--3 (6)         | 0-2--2 (5)        | 0-0--0 (7)        | 2-2--4 (8)        | 0-2--2 (7)        | 3-8--11 (34)       |
| 20  | Joey Martin       | 0-1--1 (2)        | 0-0--0 (0)         | 0-1--1 (3)        | 0-2--2 (3)        | 0-1--1 (3)        | 0-0--0 (0)        | 0-4--4 (11)        |
| 21  | Troy Riddle       | 5-3--8 (5)        | 2-5--7 (9)         | 1-1--2 (5)        | 3-4--7 (8)        | 1-10--11 (8)      | 4-6--10 (7)       | 16-29--45 (42)     |
| 22  | Jeff Taffe        | 6-5--11 (5)       | 7-5--12 (9)        | 3-2--5 (5)        | 6-3--9 (7)        | 6-3--9 (8)        | 5-4--9 (7)        | 33-23--56 (41)     |
| 23. | Dan Welch         | -----             | -----              | -----             | 0-1--1 (2)        | 3-2--5 (8)        | 1-3--4 (7)        | 4-6--10 (17)       |
| 24  | Matt Koalska      | 4-6--10 (5)       | 2-5--7 (9)         | 1-1--2 (5)        | 0-4--4 (8)        | 0-4--4 (8)        | 2-4--6 (7)        | 9-24--33 (42)      |
| 25  | Pat O'Leary       | 2-0--2 (4)        | 0-1--1 (8)         | 0-1--1 (4)        | 1-0--1 (7)        | 1-0--1 (8)        | 0-0--0 (7)        | 4-2--6 (38)        |
| 26  | Nick Angell       | 0-3--3 (5)        | 1-3--4 (9)         | 0-0--0 (5)        | 0-1--1 (8)        | 1-1--2 (8)        | 2-1--3 (7)        | 4-9--13 (42)       |
| 27  | Barry Tallackson  | 2-2--4 (5)        | 3-0--3 (9)         | 2-0--2 (5)        | 2-1--3 (8)        | 2-3--5 (8)        | 2-4--6 (7)        | 13-10--23 (42)     |
| 28  | Brett MacKinnon   | 0-1--1 (1)        | 0-0--0 (1)         | 0-1--1 (5)        | 0-0--0 (5)        | 0-1--1 (4)        | 0-0--0 (2)        | 1-3--4 (20)        |
| 29  | Jake Fleming      | 0-1--1 (4)        | 2-1--3 (9)         | 0-3--3 (5)        | 0-3--3 (8)        | 1-0--1 (8)        | 0-1--1 (7)        | 3-9--12 (41)       |
| 31  | Travis Weber      | 2-0-0, 1.80, .917 | 0-0-0, 14.05, .692 | 1-0-0, 1.00, .960 | 3-0-0, 2.10, .901 | 0-2-0, 7.59, .787 | 0-0-0, 0.00, .000 | 6-2-0, 3.29, .870  |
| 33  | Justin Johnson    | 1-0-0, 0.00, 1.00 | 1-0-0, 3.59, .875  | 0-0-0, 0.00, .000 | 0-0-0, 0.00, .000 | 1-0-0, 4.67, .837 | 0-0-0, 0.00, .000 | 3-0-0, 3.08, .892  |

## WCHA Freshmen Scoring

| Rk. | Team             | Fr. Scoring | Leader                        |
|-----|------------------|-------------|-------------------------------|
| 1.  | North Dakota     | 43-64--107  | Brandon Bochenski (17-15--32) |
| 2.  | St. Cloud State  | 34-70--103  | Peter Szabo (7-26--33)        |
| 3.  | Michigan Tech    | 24-54--78   | Colin Murphy (8-19--27)       |
| 4.  | Minnesota        | 30-54--84   | B. Tallackson (13-10--23)     |
| 5.  | Denver           | 21-50--71   | Jon Foster (7-19--26)         |
| 6.  | MSU, Mankato     | 19-48--67   | Steven Johns (1-19--20)       |
| 7.  | Minnesota-Duluth | 23-42--65   | Evan Schwabe (7-7--14)        |
| 8.  | Colorado College | 13-26--39   | Scott Polaski (4-11--15)      |
| 9.  | Alaska Anchorage | 12-26--38   | John Hopson (7-8--15)         |
| 10. | Wisconsin        | 10-11--21   | Alex Leavitt (10-11--21)      |

## WCHA Defensemen Goal Scoring

| Rk. | Team             | Goals | Leader                |
|-----|------------------|-------|-----------------------|
| 1.  | Minnesota        | 45    | Jordan Leopold (20)   |
| 2.  | St. Cloud State  | 29    | Derek Eastman (8)     |
| 3.  | North Dakota     | 26    | Aaron Schneekloth (8) |
| 4.  | Minnesota-Duluth | 25    | Andy Reierson (16)    |
| 5.  | Colorado College | 23    | Tom Preissing (6)     |
| 6.  | Alaska Anchorage | 21    | Two tied at 7         |
| 7.  | MSU, Mankato     | 16    | Andy Hedlund (5)      |
| 8.  | Denver           | 15    | Aaron MacKenzie (5)   |
| 9.  | Michigan Tech    | 14    | Justin Brown (5)      |
| 10. | Wisconsin        | 12    | Dan Boeser (5)        |

## Minnesota Fastest Goals

### To Start a Game

|      |  |
|------|--|
| 0:43 | Grant Potulny vs. UMD, Nov. 16 (5-1 win)               |
| 0:55 | Jordan Leopold vs. St. Cloud State, March 15 (4-1 win) |
| 1:00 | Barry Tallackson vs. Providence, Dec. 29 (6-1 win)     |
| 1:10 | Grant Potulny at St. Cloud State, March 1 (5-4 win)    |
| 1:33 | John Pohl vs. Bemidji State, Oct. 20 (7-1 win)         |

### To Start a Period

|      |   |
|------|---|
| 0:17 | Troy Riddle vs. Colorado College, Feb. 16 (3rd, 7-3 win)    |
| 0:18 | Nick Anthony vs. North Dakota, March 8 (2nd, 7-2 win)       |
| 0:19 | Jeff Taffe at St. Cloud State, March 1 (2nd, 5-4 win)       |
| 0:22 | Jordan Leopold vs. MSU, Mankato, Nov. 9 (2nd, 5-3 win)      |
| 0:26 | John Pohl at Alaska Anchorage, Jan. 18 (3rd, 3-3 tie)       |
| 0:27 | Jordan Leopold at North Dakota, Oct. 5 (3rd, 7-5 win)       |
| 0:27 | Nick Anthony vs. Wisconsin, Feb. 22 (3rd, 6-3 win)          |
| 0:27 | John Pohl vs. St. Cloud State, March 2 (3rd, 3-1 win)       |
| 0:31 | Jeff Taffe at North Dakota, Oct. 5 (2nd, 7-5 win)           |
| 0:35 | Jeff Taffe vs. St. Cloud State, March 15 (3rd, 4-1 win)     |
| 0:43 | Grant Potulny vs. UMD, Nov. 16 (1st, 5-1 win)               |
| 0:55 | Jordan Leopold vs. St. Cloud State, March 15 (1st, 4-1 win) |

## Stats By Class

|               | G-A--Pts    | P/M    | PP | SH | GW |
|---------------|-------------|--------|----|----|----|
| Senior (6)    | 63-95--158  | 73/157 | 28 | 4  | 7  |
| Junior (4)    | 44-38--82   | 73/176 | 13 | 2  | 8  |
| Sophomore (7) | 54-115--169 | 81/162 | 15 | 4  | 9  |
| Freshman (7)  | 30-54--84   | 44/88  | 4  | 3  | 6  |



## 2001-02 Minnesota Schedule/Results

| <u>Date</u> | <u>Opponent</u>            | <u>Result</u> | <u>MN/OPP</u><br><u>Rank</u> | <u>MN/OPP</u><br><u>Shots</u> | <u>MN/OPP</u><br><u>Power-Play</u> | <u>MN/OPP</u><br><u>Penalties</u> | <u>Goaltender</u> | <u>Attend.</u> |
|-------------|----------------------------|---------------|------------------------------|-------------------------------|------------------------------------|-----------------------------------|-------------------|----------------|
| 10/5        | at North Dakota#* (FSN)    | W 7-5         | 3/2                          | 40-22                         | 1-4/1-3                            | 6-12/7-14                         | Weber (1-0-0)     | 11,690         |
| 10/19       | BEMIDJI STATE## (FSN)      | W 7-2         | 2/NR                         | 31-22                         | 5-7/1-5                            | 5-10/7-14                         | Weber (2-0-0)     | 9,569          |
| 10/20       | BEMIDJI STATE# (KSTC)      | W 7-1         | 2/NR                         | 46-20                         | 3-5/0-4                            | 5-10/6-12                         | Hauser (1-0-0)    | 9,562          |
| 10/26       | COLGATE# (FSN)             | W 8-0         | 2/NR                         | 36-18                         | 3-7/0-5                            | 10-20/12-24                       | Hauser (2-0-0)    | 9,684          |
| 10/27       | COLGATE## (KSTC)           | W 9-0         | 2/NR                         | 38-28                         | 2-5/0-5                            | 10-20/10-20                       | Johnson (1-0-0)   | 9,730          |
| 11/2        | at Michigan Tech*          | W 7-3         | 1/NR                         | 43-27                         | 1-6/0-3                            | 6-12/9-18                         | Hauser (3-0-0)    | 2,555          |
| 11/3        | at Michigan Tech           | T 5-5 (ot)    | 1/NR                         | 41-32                         | 3-8/1-8                            | 10-20/10-20                       | Hauser (3-0-1)    | 2,545          |
| 11/9        | MSU, MANKATO (FSN)         | W 5-3         | 2/NR                         | 32-27                         | 3-8/2-10                           | 11-22/9-18                        | Hauser (4-0-1)    | 9,804          |
| 11/10       | MSU, MANKATO (KSTC)        | W 4-2         | 2/NR                         | 52-33                         | 1-6/2-5                            | 8-16/9-18                         | Johnson (2-0-0)   | 9,871          |
| 11/16       | MINN.-DULUTH* (FSN)        | W 5-1         | 1/NR                         | 40-21                         | 1-5/0-5                            | 7-14/7-14                         | Hauser (5-0-1)    | 9,899          |
| 11/17       | MINN.-DULUTH (KSTC)        | W 5-3         | 1/NR                         | 41-19                         | 3-6/2-5                            | 9-29/9-18                         | Hauser (6-0-1)    | 9,917          |
| 11/23       | at Michigan# (FSN)         | W 5-2         | 1/9                          | 32-35                         | 1-3/0-2                            | 3-6/4-8                           | Hauser (7-0-1)    | 6,917          |
| 11/25       | at Michigan State##        | T 4-4 (ot)    | 1/4                          | 38-24                         | 2-6/3-8                            | 14-28/12-24                       | Hauser (7-0-2)    | 6,871          |
| 11/30       | ST. CLOUD STATE (FSN)      | L 2-3         | 1/2                          | 39-22                         | 2-6/2-3                            | 7-14/4-8                          | Hauser (7-1-2)    | 10,231         |
| 12/1        | St. Cloud State (FSN)      | T 2-2 (ot)    | 1/2                          | 27-47                         | 1-4/1-7                            | 9-18/6-12                         | Hauser (7-1-3)    | 6,685          |
| 12/7        | at Denver* (FSN)           | W 2-1         | 2/2                          | 23-31                         | 0-5/0-6                            | 7-14/6-12                         | Hauser (8-1-3)    | 6,013          |
| 12/8        | at Denver (KSTC)           | L 3-4         | 2/2                          | 31-30                         | 0-3/1-6                            | 11-22/8-16                        | Hauser (8-2-3)    | 6,013          |
| 12/28       | FERRIS STATE## (KSTC)      | W 3-2         | 2/NR                         | 32-27                         | 1-4/0-3                            | 5-10/4-8                          | Hauser (9-2-3)    | 10,040         |
| 12/29       | PROVIDENCE* (FSN)          | W 6-1         | 2/NR                         | 50-25                         | 2-6/0-5                            | 9-18/10-20                        | Weber (3-0-0)     | 10,074         |
| 1/5         | NORTH DAKOTA (FSN)         | L 3-4         | 3/NR                         | 40-25                         | 1-6/0-5                            | 6-12/7-14                         | Hauser (9-3-3)    | 10,214         |
| 1/6         | NORTH DAKOTA* (KSTC)       | W 2-1         | 3/NR                         | 38-22                         | 0-5/0-3                            | 5-10/7-14                         | Weber (4-0-0)     | 10,183         |
| 1/11        | at Wisconsin* (FSN)        | L 3-8         | 4/NR                         | 53-27                         | 2-8/1-5                            | 7-14/10-20                        | Hauser (9-4-3)    | 12,937         |
| 1/12        | at Wisconsin (FSN)         | W 6-2         | 4/NR                         | 33-36                         | 1-4/2-7                            | 13-48/10-20                       | Hauser (10-4-3)   | 14,711         |
| 1/18        | at Alaska Anchorage        | T 3-3 (ot)    | 5/NR                         | 23-23                         | 2-6/0-4                            | 8-24/7-25                         | Hauser (10-4-4)   | 4,658          |
| 1/19        | at Alaska Anchorage        | W 5-2         | 5/NR                         | 26-22                         | 0-2/0-2                            | 3-6/4-19                          | Weber (5-0-0)     | 5,230          |
| 1/25        | DENVER (FSN)               | L 1-3         | 4/1                          | 35-21                         | 0-3/0-1                            | 3-6/5-10                          | Hauser (10-5-4)   | 10,176         |
| 1/26        | DENVER (FSN)               | W 6-1         | 4/1                          | 46-23                         | 3-7/1-8                            | 15-30/14-28                       | Weber (6-0-0)     | 10,217         |
| 2/1         | at Minnesota-Duluth (FSN)  | L 2-5         | 3/NR                         | 32-33                         | 0-7/3-8                            | 14-28/13-26                       | Weber (6-1-0)     | 5,405          |
| 2/2         | at Minnesota-Duluth (FSN)  | W 2-1         | 3/NR                         | 44-33                         | 1-4/0-2                            | 4-8/6-12                          | Hauser (11-5-4)   | 5,405          |
| 2/8         | at North Dakota* (FSN)     | W 6-4         | 5/NR                         | 39-33                         | 2-3/1-4                            | 8-16/7-14                         | Johnson (3-0-0)   | 11,815         |
| 2/9         | at North Dakota (FSN)      | W 4-3         | 5/NR                         | 35-23                         | 1-5/0-3                            | 6-12/9-29                         | Hauser (12-5-4)   | 12,189         |
| 2/15        | COLORADO COLLEGE (FSN)     | L 5-6         | 4/6                          | 48-30                         | 0-5/0-3                            | 3-6/5-10                          | Weber (6-2-0)     | 10,219         |
| 2/16        | COLORADO COLLEGE (FSN)     | W 7-3         | 4/6                          | 25-28                         | 1-2/0-3                            | 8-16/7-14                         | Hauser (13-5-4)   | 10,221         |
| 2/22        | WISCONSIN (FSN)            | W 6-4         | 6/NR                         | 46-29                         | 1-4/0-4                            | 5-10/5-10                         | Hauser (14-5-4)   | 10,192         |
| 2/23        | WISCONSIN (FSN)            | W 4-3 (ot)    | 6/NR                         | 32-34                         | 2-7/1-5                            | 8-16/10-20                        | Hauser (15-5-4)   | 10,228         |
| 3/1         | at St. Cloud State (FSN)   | W 5-4         | 6/2                          | 29-30                         | 3-4/2-6                            | 8-16/6-12                         | Hauser (16-5-4)   | 6,685          |
| 3/2         | ST. CLOUD STATE* (FSN)     | W 3-1         | 6/2                          | 23-26                         | 1-4/1-5                            | 6-12/5-10                         | Hauser (17-5-4)   | 10,248         |
| 3/8         | NORTH DAKOTA (FSN)         | W 7-2         | 3/NR                         | 46-23                         | 1-10/0-4                           | 11-22/20-48                       | Hauser (18-5-4)   | 10,203         |
| 3/8         | NORTH DAKOTA (FSN)         | W 4-3 (ot)    | 3/NR                         | 52-33                         | 0-3/1-5                            | 7-14/5-10                         | Hauser (19-5-4)   | 10,216         |
| 3/15        | vs. St. Cloud State (FSN)  | W 4-1         | 3/5                          | 33-27                         | 1-6/1-8                            | 10-20/10-20                       | Hauser (20-5-4)   | 18,523         |
| 3/16        | vs. Denver (FSN)           | L 2-5         | 3/1                          | 40-27                         | 1-7/1-4                            | 6-12/9-18                         | Hauser (20-6-4)   | 18,126         |
| 3/23        | vs. Colorado College (FSN) | W 4-2         | 3/10                         | 41-35                         | 1-7/0-6                            | 12-24/10-20                       | Hauser (21-6-4)   |                |
| 4/4         | NCAA Semifinals            |               |                              |                               |                                    |                                   |                   |                |
| 4/6         | NCAA Finals                |               |                              |                               |                                    |                                   |                   |                |

#Non-Conference

\* Game can be heard on KCCO AM 950 (All others on WCCO AM 830)

The Automated ScoreBook  
 Minnesota Overall Team Statistics (as of Mar 23, 2002)  
 All games

Overall: 30-8-4    Conf: 18-7-3    Home: 18-4-0    Away: 10-3-4    Neut: 2-1-0

| TEAM STATISTICS           | MINN      | OPP       |
|---------------------------|-----------|-----------|
| -----                     |           |           |
| SHOT STATISTICS.....      |           |           |
| Goals-Shot attempts.....  | 190-1571  | 114-1153  |
| Shot pct.....             | .121      | .099      |
| Goals/Game.....           | 4.5       | 2.7       |
| Shots/Game.....           | 37.4      | 27.5      |
| Assists.....              | 306       | 174       |
| POWER PLAYS.....          |           |           |
| Goals-Power Plays.....    | 60-223    | 31-204    |
| Conversion Percent.....   | .269      | .152      |
| Shot Attempts.....        | 420       | 255       |
| Shot Percent.....         | .143      | .122      |
| SHORT-HANDED.....         |           |           |
| Goals-Shot attempts.....  | 14-72     | 7-49      |
| Shot Percent.....         | .194      | .143      |
| GOAL BREAKDOWN.....       |           |           |
| Total Goals.....          | 190       | 114       |
| Power Play.....           | 60        | 31        |
| Short-handed.....         | 14        | 7         |
| Empty net.....            | 3         | 2         |
| Penalty.....              | 0         | 0         |
| Unassisted.....           | 13        | 10        |
| Overtime.....             | 2         | 0         |
| Shootout.....             | 0         | 0         |
| Delayed Penalty.....      | 2         | 0         |
| PENALTIES.....            |           |           |
| Number.....               | 324       | 344       |
| Minutes.....              | 689       | 732       |
| Penalties/Game.....       | 7.7       | 8.2       |
| Pen minutes/Game.....     | 16.4      | 17.4      |
| Minor.....                | 299       | 323       |
| Major.....                | 3         | 2         |
| 10-minute Misconduct..... | 0         | 2         |
| Game Misconduct.....      | 2         | 0         |
| Gross Misconduct.....     | 0         | 0         |
| Match.....                | 1         | 0         |
| FACEOFFS (W-L).....       | 1571-1362 | 1362-1571 |
| Faceoff W-L Pct.....      | .536      | .464      |
| SHOOTOUTS (Made-Att)..... | 0-0       | 0-0       |
| ATTENDANCE.....           |           |           |
| Total.....                | 220698    | 128324    |
| Dates/Avg Per Date.....   | 22/10032  | 17/7548   |
| Neutral Site #/Avg.....   | 3/12216   |           |

| GOALS BY PERIOD | 1  | 2  | 3  | OT | Total |
|-----------------|----|----|----|----|-------|
| -----           |    |    |    |    |       |
| Minnesota.....  | 54 | 72 | 62 | 2  | - 190 |
| Opponents.....  | 36 | 43 | 35 | 0  | - 114 |

| SHOTS BY PERIOD | 1   | 2   | 3   | OT | Total  |
|-----------------|-----|-----|-----|----|--------|
| -----           |     |     |     |    |        |
| Minnesota.....  | 497 | 565 | 490 | 19 | - 1571 |
| Opponents.....  | 367 | 394 | 382 | 10 | - 1153 |

| SAVES BY PERIOD | 1 | 2 | 3 | OT | Total |
|-----------------|---|---|---|----|-------|
| -----           |   |   |   |    |       |

**The Automated ScoreBook**  
**Minnesota Overall Individual Statistics (as of Mar 23, 2002)**  
**All games**

**Overall: 30-8-4    Conf: 18-7-3    Home: 18-4-0    Away: 10-3-4    Neut: 2-1-0**

| ## Name               | -----SHOTS----- |     |     |     |       |      | -----PENALTIES----- |     |     |     | -----GOALS----- |    |    |    |     |    |    |    |    |  |
|-----------------------|-----------------|-----|-----|-----|-------|------|---------------------|-----|-----|-----|-----------------|----|----|----|-----|----|----|----|----|--|
|                       | GP              | G   | A   | Pts | Shots | Pct  | No-Min              | Min | Maj | Oth | PP              | SH | FG | GW | GTG | OT | HT | PN | UA |  |
| 9 POHL, John          | 42              | 26  | 49  | 75  | 103   | .252 | 13-26               | 12  | 0   | 0   | 14              | 3  | 3  | 0  | 0   | 0  | 0  | 0  | 3  |  |
| 22 TAFFE, Jeff        | 41              | 33  | 23  | 56  | 169   | .195 | 30-82               | 25  | 2   | 2   | 14              | 1  | 3  | 7  | 0   | 0  | 1  | 0  | 1  |  |
| 3 LEOPOLD, Jordan     | 42              | 20  | 26  | 46  | 219   | .091 | 14-28               | 14  | 0   | 0   | 8               | 1  | 1  | 3  | 2   | 1  | 0  | 0  | 1  |  |
| 21 RIDDLE, Troy       | 42              | 16  | 29  | 45  | 160   | .100 | 23-46               | 20  | 0   | 0   | 4               | 3  | 1  | 3  | 0   | 0  | 0  | 0  | 3  |  |
| 10 MARTIN, Paul       | 42              | 8   | 30  | 38  | 103   | .078 | 11-22               | 11  | 0   | 0   | 3               | 0  | 1  | 1  | 0   | 0  | 0  | 0  | 1  |  |
| 24 KOALSKA, Matt      | 42              | 9   | 23  | 32  | 94    | .096 | 16-32               | 16  | 0   | 0   | 2               | 1  | 1  | 1  | 0   | 0  | 0  | 0  | 0  |  |
| 18 POTULNY, Grant     | 41              | 12  | 19  | 31  | 97    | .124 | 16-32               | 15  | 0   | 0   | 6               | 0  | 2  | 1  | 0   | 0  | 0  | 0  | 0  |  |
| 27 TALLACKSON, Barry  | 42              | 13  | 10  | 23  | 77    | .169 | 22-44               | 21  | 0   | 0   | 3               | 0  | 2  | 2  | 1   | 0  | 0  | 0  | 0  |  |
| 13 BALLARD, Keith     | 39              | 9   | 13  | 22  | 112   | .080 | 19-38               | 19  | 0   | 0   | 1               | 1  | 2  | 3  | 0   | 1  | 0  | 0  | 1  |  |
| 16 ANTHONY, Nick      | 23              | 9   | 8   | 17  | 29    | .310 | 3-6                 | 3   | 0   | 0   | 0               | 1  | 0  | 1  | 0   | 0  | 0  | 0  | 1  |  |
| 11 WENDELL, Erik      | 42              | 8   | 9   | 17  | 78    | .103 | 21-42               | 19  | 0   | 0   | 3               | 0  | 1  | 3  | 0   | 0  | 0  | 0  | 0  |  |
| 6 STEVENS, Judd       | 39              | 1   | 15  | 16  | 38    | .026 | 6-12                | 5   | 0   | 0   | 0               | 0  | 0  | 0  | 0   | 0  | 0  | 0  | 0  |  |
| 26 ANGELL, Nick       | 42              | 4   | 9   | 13  | 60    | .067 | 25-61               | 23  | 1   | 1   | 2               | 1  | 0  | 1  | 0   | 0  | 0  | 0  | 1  |  |
| 29 FLEMING, Jake      | 41              | 3   | 9   | 12  | 44    | .068 | 3-6                 | 2   | 0   | 0   | 0               | 2  | 0  | 0  | 0   | 0  | 0  | 0  | 0  |  |
| 19 DeMARCHI, Matt     | 34              | 3   | 8   | 11  | 41    | .073 | 50-108              | 45  | 0   | 0   | 0               | 0  | 0  | 0  | 0   | 0  | 0  | 0  | 1  |  |
| 23 WELCH, Dan         | 17              | 4   | 6   | 10  | 27    | .148 | 5-10                | 4   | 0   | 0   | 0               | 0  | 0  | 1  | 0   | 0  | 0  | 0  | 0  |  |
| 5 WAIBEL, Jon         | 42              | 5   | 4   | 9   | 53    | .094 | 18-36               | 17  | 0   | 0   | 0               | 0  | 0  | 2  | 0   | 0  | 0  | 0  | 0  |  |
| 25 O'LEARY, Pat       | 38              | 4   | 2   | 6   | 35    | .114 | 9-18                | 9   | 0   | 0   | 0               | 0  | 1  | 0  | 0   | 0  | 0  | 0  | 0  |  |
| 28 MacKINNON, Brett   | 21              | 1   | 3   | 4   | 11    | .091 | 0-0                 | 0   | 0   | 0   | 0               | 0  | 0  | 0  | 0   | 0  | 0  | 0  | 0  |  |
| 20 MARTIN, Joey       | 11              | 0   | 4   | 4   | 1     | .000 | 7-14                | 7   | 0   | 0   | 0               | 0  | 0  | 0  | 0   | 0  | 0  | 0  | 0  |  |
| 15 ERICKSON, Mike     | 9               | 1   | 2   | 3   | 3     | .333 | 1-2                 | 1   | 0   | 0   | 0               | 0  | 0  | 0  | 0   | 0  | 0  | 0  | 0  |  |
| 17 SMAAGAARD, Garrett | 19              | 1   | 2   | 3   | 15    | .067 | 1-2                 | 1   | 0   | 0   | 0               | 0  | 0  | 1  | 0   | 0  | 0  | 0  | 0  |  |
| 1 HAUSER, Adam        | 33              | 0   | 2   | 2   | 0     | .000 | 4-8                 | 4   | 0   | 0   | 0               | 0  | 0  | 0  | 0   | 0  | 0  | 0  | 0  |  |
| 2 NENOVICH, Mark      | 5               | 0   | 1   | 1   | 2     | .000 | 2-4                 | 2   | 0   | 0   | 0               | 0  | 0  | 0  | 0   | 0  | 0  | 0  | 0  |  |
| 33 JOHNSON, Justin    | 7               | 0   | 0   | 0   | 0     | .000 | 0-0                 | 0   | 0   | 0   | 0               | 0  | 0  | 0  | 0   | 0  | 0  | 0  | 0  |  |
| 14 ROBERG, Chad       | 3               | 0   | 0   | 0   | 0     | .000 | 0-0                 | 0   | 0   | 0   | 0               | 0  | 0  | 0  | 0   | 0  | 0  | 0  | 0  |  |
| TM TEAM               | 7               | 0   | 0   | 0   | 0     | .000 | 5-10                | 4   | 0   | 0   | 0               | 0  | 0  | 0  | 0   | 0  | 0  | 0  | 0  |  |
| Total.....            | 42              | 190 | 306 | 496 | 1571  | .121 | 324-689             | 299 | 3   | 3   | 60              | 14 | 18 | 30 | 3   | 2  | 1  | 0  | 13 |  |
| Opponents.....        | 42              | 114 | 174 | 288 | 1153  | .099 | 344-732             | 323 | 2   | 2   | 31              | 7  | 24 | 8  | 1   | 0  | 1  | 0  | 10 |  |

| ## Name            | ---GOAL AVERAGE--- |         |     |      | ---SAVES--- |      | ---RECORD--- |    |   |     | ---GOALS--- |    |    |     |     |
|--------------------|--------------------|---------|-----|------|-------------|------|--------------|----|---|-----|-------------|----|----|-----|-----|
|                    | GP-GS              | Minutes | GA  | Avg  | Saves       | Pct  | W            | L  | T | Sho | PP          | SH | EN | PEN | SOG |
| 1 HAUSER, Adam     | 33-28              | 1865:39 | 75  | 2.41 | 773         | .912 | 21           | 6  | 4 | 1   | 20          | 6  | 0  | 0   | 0   |
| 33 JOHNSON, Justin | 7-5                | 233:31  | 12  | 3.08 | 99          | .892 | 3            | 0  | 0 | 1   | 5           | 0  | 0  | 0   | 0   |
| 31 WEBER, Travis   | 10-8               | 456:09  | 25  | 3.29 | 167         | .870 | 6            | 2  | 0 | 0   | 6           | 1  | 0  | 0   | 0   |
| TM EMPTY NET       | 7-0                | 5:18    | 0   | 0.00 | 0           | .000 | 0            | 0  | 0 | 0   | 0           | 0  | 2  | 0   | 0   |
| Total.....         | 42-0               | 2560:37 | 114 | 2.67 | 1039        | .903 | 30           | 8  | 4 | 2   | 31          | 7  | 2  | 0   | 0   |
| Opponents.....     | 42-0               | 2560:37 | 190 | 4.45 | 1381        | .881 | 8            | 30 | 4 | 0   | 60          | 14 | 3  | 0   | 0   |

The Automated ScoreBook  
 Minnesota Overall Individual Statistics (as of Mar 23, 2002)  
 All games

| ## | FACEOFFS           | GP | W   | L   | Pct   |
|----|--------------------|----|-----|-----|-------|
| 28 | MacKINNON, Brett   | 21 | 1   | 0   | 1.000 |
| 17 | SMAAGAARD, Garrett | 19 | 1   | 0   | 1.000 |
| 10 | MARTIN, Paul       | 42 | 2   | 0   | 1.000 |
| 9  | POHL, John         | 42 | 485 | 299 | .619  |
| 11 | WENDELL, Erik      | 42 | 6   | 5   | .545  |
| 29 | FLEMING, Jake      | 41 | 123 | 108 | .532  |
| 22 | TAFFE, Jeff        | 41 | 400 | 356 | .529  |
| 18 | POTULNY, Grant     | 41 | 12  | 11  | .522  |
| 24 | KOALSKA, Matt      | 42 | 337 | 318 | .515  |
| 16 | ANTHONY, Nick      | 23 | 64  | 62  | .508  |
| 23 | WELCH, Dan         | 17 | 2   | 2   | .500  |
| 25 | O'LEARY, Pat       | 38 | 46  | 55  | .455  |
| 21 | RIDDLE, Troy       | 42 | 20  | 27  | .426  |
| 5  | WAIBEL, Jon        | 42 | 71  | 112 | .388  |
| 27 | TALLACKSON, Barry  | 42 | 1   | 4   | .200  |
| 33 | JOHNSON, Justin    | 7  | 0   | 1   | .000  |
| 13 | BALLARD, Keith     | 39 | 0   | 1   | .000  |
| 19 | DeMARCHI, Matt     | 34 | 0   | 1   | .000  |

| ## | POWER PLAYS        | GP | G  | A  | Pts | Sh | Pct  |
|----|--------------------|----|----|----|-----|----|------|
| 9  | POHL, John         | 42 | 14 | 21 | 35  | 41 | .341 |
| 22 | TAFFE, Jeff        | 41 | 14 | 15 | 29  | 73 | .192 |
| 3  | LEOPOLD, Jordan    | 42 | 8  | 16 | 24  | 91 | .088 |
| 10 | MARTIN, Paul       | 42 | 3  | 18 | 21  | 28 | .107 |
| 18 | POTULNY, Grant     | 41 | 6  | 8  | 14  | 46 | .130 |
| 24 | KOALSKA, Matt      | 42 | 2  | 11 | 13  | 22 | .091 |
| 21 | RIDDLE, Troy       | 42 | 4  | 5  | 9   | 32 | .125 |
| 13 | BALLARD, Keith     | 39 | 1  | 7  | 8   | 31 | .032 |
| 11 | WENDELL, Erik      | 42 | 3  | 4  | 7   | 11 | .273 |
| 27 | TALLACKSON, Barry  | 42 | 3  | 3  | 6   | 15 | .200 |
| 26 | ANGELL, Nick       | 42 | 2  | 2  | 4   | 7  | .286 |
| 6  | STEVENS, Judd      | 39 | 0  | 3  | 3   | 11 | .000 |
| 1  | HAUSER, Adam       | 33 | 0  | 1  | 1   | 0  | .000 |
| 5  | WAIBEL, Jon        | 42 | 0  | 0  | 0   | 2  | .000 |
| 25 | O'LEARY, Pat       | 38 | 0  | 0  | 0   | 1  | .000 |
| 23 | WELCH, Dan         | 17 | 0  | 0  | 0   | 2  | .000 |
| 16 | ANTHONY, Nick      | 23 | 0  | 0  | 0   | 1  | .000 |
| 17 | SMAAGAARD, Garrett | 19 | 0  | 0  | 0   | 1  | .000 |

| ## | PENALTY KILL      | GP | G | A | Pts | Sh | Pct  |
|----|-------------------|----|---|---|-----|----|------|
| 9  | POHL, John        | 42 | 3 | 2 | 5   | 10 | .300 |
| 21 | RIDDLE, Troy      | 42 | 3 | 2 | 5   | 7  | .429 |
| 29 | FLEMING, Jake     | 41 | 2 | 0 | 2   | 4  | .500 |
| 22 | TAFFE, Jeff       | 41 | 1 | 1 | 2   | 10 | .100 |
| 24 | KOALSKA, Matt     | 42 | 1 | 1 | 2   | 8  | .125 |
| 3  | LEOPOLD, Jordan   | 42 | 1 | 1 | 2   | 12 | .083 |
| 5  | WAIBEL, Jon       | 42 | 0 | 2 | 2   | 3  | .000 |
| 13 | BALLARD, Keith    | 39 | 1 | 0 | 1   | 6  | .167 |
| 16 | ANTHONY, Nick     | 23 | 1 | 0 | 1   | 2  | .500 |
| 26 | ANGELL, Nick      | 42 | 1 | 0 | 1   | 3  | .333 |
| 10 | MARTIN, Paul      | 42 | 0 | 1 | 1   | 1  | .000 |
| 23 | WELCH, Dan        | 17 | 0 | 1 | 1   | 1  | .000 |
| 27 | TALLACKSON, Barry | 42 | 0 | 0 | 0   | 3  | .000 |
| 18 | POTULNY, Grant    | 41 | 0 | 0 | 0   | 2  | .000 |

**The Automated ScoreBook**  
**Minnesota Category Leaders (as of Mar 23, 2002)**  
**All games**

| ## | POINTS            | GP | G  | A  | Pts | Shots |
|----|-------------------|----|----|----|-----|-------|
| 9  | POHL, John        | 42 | 26 | 49 | 75  | 103   |
| 22 | TAFFE, Jeff       | 41 | 33 | 23 | 56  | 169   |
| 3  | LEOPOLD, Jordan   | 42 | 20 | 26 | 46  | 219   |
| 21 | RIDDLE, Troy      | 42 | 16 | 29 | 45  | 160   |
| 10 | MARTIN, Paul      | 42 | 8  | 30 | 38  | 103   |
| 24 | KOALSKA, Matt     | 42 | 9  | 23 | 32  | 94    |
| 18 | POTULNY, Grant    | 41 | 12 | 19 | 31  | 97    |
| 27 | TALLACKSON, Barry | 42 | 13 | 10 | 23  | 77    |
| 13 | BALLARD, Keith    | 39 | 9  | 13 | 22  | 112   |
| 16 | ANTHONY, Nick     | 23 | 9  | 8  | 17  | 29    |

| ## | ASSISTS           | GP | G  | A  | Pts | Shots |
|----|-------------------|----|----|----|-----|-------|
| 9  | POHL, John        | 42 | 26 | 49 | 75  | 103   |
| 10 | MARTIN, Paul      | 42 | 8  | 30 | 38  | 103   |
| 21 | RIDDLE, Troy      | 42 | 16 | 29 | 45  | 160   |
| 3  | LEOPOLD, Jordan   | 42 | 20 | 26 | 46  | 219   |
| 22 | TAFFE, Jeff       | 41 | 33 | 23 | 56  | 169   |
| 24 | KOALSKA, Matt     | 42 | 9  | 23 | 32  | 94    |
| 18 | POTULNY, Grant    | 41 | 12 | 19 | 31  | 97    |
| 6  | STEVENS, Judd     | 39 | 1  | 15 | 16  | 38    |
| 13 | BALLARD, Keith    | 39 | 9  | 13 | 22  | 112   |
| 27 | TALLACKSON, Barry | 42 | 13 | 10 | 23  | 77    |

| ## | GOALS             | GP | G  | A  | Pts | Shots |
|----|-------------------|----|----|----|-----|-------|
| 22 | TAFFE, Jeff       | 41 | 33 | 23 | 56  | 169   |
| 9  | POHL, John        | 42 | 26 | 49 | 75  | 103   |
| 3  | LEOPOLD, Jordan   | 42 | 20 | 26 | 46  | 219   |
| 21 | RIDDLE, Troy      | 42 | 16 | 29 | 45  | 160   |
| 27 | TALLACKSON, Barry | 42 | 13 | 10 | 23  | 77    |
| 18 | POTULNY, Grant    | 41 | 12 | 19 | 31  | 97    |
| 24 | KOALSKA, Matt     | 42 | 9  | 23 | 32  | 94    |
| 13 | BALLARD, Keith    | 39 | 9  | 13 | 22  | 112   |
| 16 | ANTHONY, Nick     | 23 | 9  | 8  | 17  | 29    |
| 10 | MARTIN, Paul      | 42 | 8  | 30 | 38  | 103   |

| ## | SHOTS             | GP | G  | A  | Pts | Shots | Pct  |
|----|-------------------|----|----|----|-----|-------|------|
| 3  | LEOPOLD, Jordan   | 42 | 20 | 26 | 46  | 219   | .091 |
| 22 | TAFFE, Jeff       | 41 | 33 | 23 | 56  | 169   | .195 |
| 21 | RIDDLE, Troy      | 42 | 16 | 29 | 45  | 160   | .100 |
| 13 | BALLARD, Keith    | 39 | 9  | 13 | 22  | 112   | .080 |
| 9  | POHL, John        | 42 | 26 | 49 | 75  | 103   | .252 |
| 10 | MARTIN, Paul      | 42 | 8  | 30 | 38  | 103   | .078 |
| 18 | POTULNY, Grant    | 41 | 12 | 19 | 31  | 97    | .124 |
| 24 | KOALSKA, Matt     | 42 | 9  | 23 | 32  | 94    | .096 |
| 11 | WENDELL, Erik     | 42 | 8  | 9  | 17  | 78    | .103 |
| 27 | TALLACKSON, Barry | 42 | 13 | 10 | 23  | 77    | .169 |

| ## | POWER-PLAY GOALS  | GP | PPG |
|----|-------------------|----|-----|
| 9  | POHL, John        | 42 | 14  |
| 22 | TAFFE, Jeff       | 41 | 14  |
| 3  | LEOPOLD, Jordan   | 42 | 8   |
| 18 | POTULNY, Grant    | 41 | 6   |
| 21 | RIDDLE, Troy      | 42 | 4   |
| 27 | TALLACKSON, Barry | 42 | 3   |
| 10 | MARTIN, Paul      | 42 | 3   |
| 11 | WENDELL, Erik     | 42 | 3   |
| 24 | KOALSKA, Matt     | 42 | 2   |
| 26 | ANGELL, Nick      | 42 | 2   |

| ## | SHOT PCT          | GP | G  | A  | Pts | Shots | Pct  |
|----|-------------------|----|----|----|-----|-------|------|
| 15 | ERICKSON, Mike    | 9  | 1  | 2  | 3   | 3     | .333 |
| 16 | ANTHONY, Nick     | 23 | 9  | 8  | 17  | 29    | .310 |
| 9  | POHL, John        | 42 | 26 | 49 | 75  | 103   | .252 |
| 22 | TAFFE, Jeff       | 41 | 33 | 23 | 56  | 169   | .195 |
| 27 | TALLACKSON, Barry | 42 | 13 | 10 | 23  | 77    | .169 |
| 23 | WELCH, Dan        | 17 | 4  | 6  | 10  | 27    | .148 |
| 18 | POTULNY, Grant    | 41 | 12 | 19 | 31  | 97    | .124 |
| 25 | O'LEARY, Pat      | 38 | 4  | 2  | 6   | 35    | .114 |
| 11 | WENDELL, Erik     | 42 | 8  | 9  | 17  | 78    | .103 |
| 21 | RIDDLE, Troy      | 42 | 16 | 29 | 45  | 160   | .100 |

| ## | SHORT-HANDED GOALS | GP | SHG |
|----|--------------------|----|-----|
| 21 | RIDDLE, Troy       | 42 | 3   |
| 9  | POHL, John         | 42 | 3   |
| 29 | FLEMING, Jake      | 41 | 2   |
| 26 | ANGELL, Nick       | 42 | 1   |
| 24 | KOALSKA, Matt      | 42 | 1   |
| 22 | TAFFE, Jeff        | 41 | 1   |
| 13 | BALLARD, Keith     | 39 | 1   |
| 16 | ANTHONY, Nick      | 23 | 1   |
| 3  | LEOPOLD, Jordan    | 42 | 1   |

| ## | PENALTIES         | GP | Pen | Min |
|----|-------------------|----|-----|-----|
| 19 | DeMARCHI, Matt    | 34 | 50  | 108 |
| 22 | TAFFE, Jeff       | 41 | 30  | 82  |
| 26 | ANGELL, Nick      | 42 | 25  | 61  |
| 21 | RIDDLE, Troy      | 42 | 23  | 46  |
| 27 | TALLACKSON, Barry | 42 | 22  | 44  |
| 11 | WENDELL, Erik     | 42 | 21  | 42  |
| 13 | BALLARD, Keith    | 39 | 19  | 38  |
| 5  | WAIBEL, Jon       | 42 | 18  | 36  |
| 24 | KOALSKA, Matt     | 42 | 16  | 32  |
| 18 | POTULNY, Grant    | 41 | 16  | 32  |

| ## | GAME-WINNING GOALS | GP | GWG |
|----|--------------------|----|-----|
| 22 | TAFFE, Jeff        | 41 | 7   |
| 11 | WENDELL, Erik      | 42 | 3   |
| 21 | RIDDLE, Troy       | 42 | 3   |
| 3  | LEOPOLD, Jordan    | 42 | 3   |
| 13 | BALLARD, Keith     | 39 | 3   |
| 27 | TALLACKSON, Barry  | 42 | 2   |
| 5  | WAIBEL, Jon        | 42 | 2   |

| ## | PENALTY MINUTES   | GP | Pen | Min |
|----|-------------------|----|-----|-----|
| 19 | DeMARCHI, Matt    | 34 | 50  | 108 |
| 22 | TAFFE, Jeff       | 41 | 30  | 82  |
| 26 | ANGELL, Nick      | 42 | 25  | 61  |
| 21 | RIDDLE, Troy      | 42 | 23  | 46  |
| 27 | TALLACKSON, Barry | 42 | 22  | 44  |
| 11 | WENDELL, Erik     | 42 | 21  | 42  |
| 13 | BALLARD, Keith    | 39 | 19  | 38  |
| 5  | WAIBEL, Jon       | 42 | 18  | 36  |
| 18 | POTULNY, Grant    | 41 | 16  | 32  |
| 24 | KOALSKA, Matt     | 42 | 16  | 32  |

| ## | PLUS/MINUS | GP | +/- |
|----|------------|----|-----|
|----|------------|----|-----|

## The Automated ScoreBook

### Minnesota Combined Team Statistics (as of Mar 23, 2002)

#### Conference games

| DATE          | OPPONENT            | W/L  | SCORE | ATTEND | RECORD:             | OVERALL    | HOME       | AWAY       | NEUTRAL    |
|---------------|---------------------|------|-------|--------|---------------------|------------|------------|------------|------------|
| *Nov 02, 2001 | at Michigan Tech    | W    | 7-3   | 2555   | ALL GAMES.....      | (18- 7- 3) | (10- 4- 0) | ( 8- 3- 3) | ( 0- 0- 0) |
| *Nov 03, 2001 | at Michigan Tech    | T OT | 5-5   | 2545   | CONFERENCE.....     | (18- 7- 3) | (10- 4- 0) | ( 8- 3- 3) | ( 0- 0- 0) |
| *Nov 09, 2001 | MSU, MANKATO        | W    | 5-3   | 9804   | NON-CONFERENCE..... | ( 0- 0- 0) | ( 0- 0- 0) | ( 0- 0- 0) | ( 0- 0- 0) |
| *Nov 10, 2001 | MSU, MANKATO        | W    | 4-2   | 9871   |                     |            |            |            |            |
| *Nov 16, 2001 | MINNESOTA-DULUTH    | W    | 5-1   | 9899   |                     |            |            |            |            |
| *Nov 17, 2001 | MINNESOTA-DULUTH    | W    | 5-3   | 9917   |                     |            |            |            |            |
| *Nov 30, 2001 | ST. CLOUD STATE     | L    | 2-3   | 10231  |                     |            |            |            |            |
| *Dec. 1, 2001 | at St. Cloud State  | T OT | 2-2   | 6685   |                     |            |            |            |            |
| *Dec 7, 2001  | at Denver Pioneers  | W    | 2-1   | 6013   |                     |            |            |            |            |
| *Dec 8, 2001  | at Denver Pioneers  | L    | 3-4   | 6013   |                     |            |            |            |            |
| *Jan 05, 2002 | NORTH DAKOTA        | L    | 3-4   | 10214  |                     |            |            |            |            |
| *Jan 06, 2002 | NORTH DAKOTA        | W    | 2-1   | 10183  |                     |            |            |            |            |
| *Jan 11, 2002 | at Wisconsin        | L    | 3-8   | 12937  |                     |            |            |            |            |
| *Jan 12, 2002 | at Wisconsin        | W    | 6-2   | 14711  |                     |            |            |            |            |
| *Jan 18, 2002 | at Alaska Anchorage | T OT | 3-3   | 4658   |                     |            |            |            |            |
| *Jan 19, 2002 | at Alaska Anchorage | W    | 5-2   | 5230   |                     |            |            |            |            |
| *Jan 25, 2002 | DENVER PIONEERS     | L    | 1-3   | 10176  |                     |            |            |            |            |
| *Jan 26, 2002 | DENVER PIONEERS     | W    | 6-1   | 10217  |                     |            |            |            |            |
| *Feb. 1, 2002 | at Minnesota-Duluth | L    | 2-5   | 5405   |                     |            |            |            |            |
| *Feb. 2, 2002 | at Minnesota-Duluth | W    | 2-1   | 5405   |                     |            |            |            |            |
| *Feb 08, 2002 | at North Dakota     | W    | 6-4   | 11815  |                     |            |            |            |            |
| *Feb 09, 2002 | at North Dakota     | W    | 4-3   | 12189  |                     |            |            |            |            |
| *Feb 15, 2002 | COLORADO COLLEGE    | L    | 5-6   | 10219  |                     |            |            |            |            |
| *Feb 16, 2002 | COLORADO COLLEGE    | W    | 7-3   | 10221  |                     |            |            |            |            |
| *Feb 22, 2002 | WISCONSIN           | W    | 6-3   | 10192  |                     |            |            |            |            |
| *Feb 23, 2002 | WISCONSIN           | W OT | 4-3   | 10228  |                     |            |            |            |            |
| *Mar 01, 2002 | at St. Cloud State  | W    | 5-4   | 6685   |                     |            |            |            |            |
| *Mar 02, 2002 | ST. CLOUD STATE     | W    | 3-1   | 10248  |                     |            |            |            |            |

| TEAM STATISTICS           | MINN     | OPP      |
|---------------------------|----------|----------|
| SHOT STATISTICS.....      |          |          |
| Goals-Shot attempts.....  | 113-1016 | 84-787   |
| Shot pct.....             | .111     | .107     |
| Goals/Game.....           | 4.0      | 3.0      |
| Shots/Game.....           | 36.3     | 28.1     |
| POWER PLAYS.....          |          |          |
| Goals-Power Plays.....    | 36-143   | 23-137   |
| Conversion Percent.....   | .252     | .168     |
| Shot Attempts.....        | 274      | 177      |
| Shot Percent.....         | .131     | .130     |
| SHORT-HANDED.....         |          |          |
| Goals-Shot attempts.....  | 9-52     | 5-32     |
| Shot Percent.....         | .173     | .156     |
| GOAL BREAKDOWN.....       |          |          |
| Power Play.....           | 36       | 23       |
| Short-handed.....         | 9        | 5        |
| Empty net.....            | 3        | 1        |
| Penalty.....              | 0        | 0        |
| Unassisted.....           | 7        | 4        |
| Overtime.....             | 1        | 0        |
| Shootout.....             | 0        | 0        |
| Delayed Penalty.....      | 1        | 0        |
| PENALTIES.....            |          |          |
| Number.....               | 212      | 217      |
| Minutes.....              | 465      | 467      |
| Penalties/Game.....       | 7.6      | 7.8      |
| Pen minutes/Game.....     | 16.6     | 16.7     |
| FACEOFFS (W-L).....       | 1024-933 | 933-1024 |
| Faceoff W-L Pct.....      | .523     | .477     |
| SHOOTOUTS (Made-Att)..... | 0-0      | 0-0      |

| ## INDIVIDUAL (by pts) | GP | G   | A   | Pts | Shots | Pct  | NO-MIN  | PP | SH |
|------------------------|----|-----|-----|-----|-------|------|---------|----|----|
| 9 POHL, John           | 28 | 17  | 29  | 46  | 68    | .250 | 10-20   | 9  | 2  |
| 3 LEOPOLD, Jordan      | 28 | 14  | 19  | 33  | 148   | .095 | 10-20   | 6  | 0  |
| 22 TAFFE, Jeff         | 27 | 17  | 14  | 31  | 112   | .152 | 16-54   | 8  | 1  |
| 21 RIDDLER, Troy       | 28 | 8   | 19  | 27  | 107   | .075 | 22-44   | 0  | 2  |
| 18 POTULNY, Grant      | 28 | 8   | 15  | 23  | 60    | .133 | 10-20   | 5  | 0  |
| 10 MARTIN, Paul        | 28 | 5   | 17  | 22  | 73    | .068 | 6-12    | 2  | 0  |
| 24 KOALSKA, Matt       | 28 | 4   | 14  | 18  | 56    | .071 | 12-24   | 1  | 0  |
| 27 TALLACKSON, Barry   | 28 | 8   | 4   | 12  | 61    | .131 | 14-28   | 2  | 0  |
| 13 BALLARD, Keith      | 27 | 3   | 8   | 11  | 69    | .043 | 9-18    | 1  | 0  |
| 16 ANTHONY, Nick       | 13 | 6   | 4   | 10  | 16    | .375 | 1-2     | 0  | 1  |
| 6 STEVENS, Judd        | 25 | 0   | 10  | 10  | 23    | .000 | 5-10    | 0  | 0  |
| 11 WENDELL, Erik       | 28 | 5   | 3   | 8   | 40    | .125 | 11-22   | 1  | 0  |
| 5 WAIBEL, Jon          | 28 | 4   | 4   | 8   | 32    | .125 | 11-22   | 0  | 0  |
| 26 ANGELL, Nick        | 28 | 3   | 5   | 8   | 40    | .075 | 15-41   | 1  | 1  |
| 29 FLEMING, Jake       | 28 | 3   | 4   | 7   | 30    | .100 | 2-4     | 0  | 2  |
| 19 DEMARCHI, Matt      | 24 | 2   | 5   | 7   | 24    | .083 | 36-80   | 0  | 0  |
| 23 WELCH, Dan          | 12 | 3   | 3   | 6   | 20    | .150 | 3-6     | 0  | 0  |
| 20 MARTIN, Joey        | 7  | 0   | 3   | 3   | 0     | .000 | 4-8     | 0  | 0  |
| 25 O'LEARY, Pat        | 26 | 2   | 0   | 2   | 17    | .118 | 7-14    | 0  | 0  |
| 1 HAUSER, Adam         | 22 | 0   | 2   | 2   | 0     | .000 | 2-4     | 0  | 0  |
| 17 SMAGAARD, Garrett   | 12 | 1   | 0   | 1   | 10    | .100 | 1-2     | 0  | 0  |
| 28 MacKINNON, Brett    | 15 | 0   | 1   | 1   | 9     | .000 | 0-0     | 0  | 0  |
| 2 NENOVICH, Mark       | 3  | 0   | 1   | 1   | 0     | .000 | 1-2     | 0  | 0  |
| 15 ERICKSON, Mike      | 5  | 0   | 0   | 0   | 1     | .000 | 1-2     | 0  | 0  |
| 14 ROBERG, Chad        | 2  | 0   | 0   | 0   | 0     | .000 | 0-0     | 0  | 0  |
| TM TEAM                | 5  | 0   | 0   | 0   | 0     | .000 | 3-6     | 0  | 0  |
| Total.....             | 28 | 113 | 184 | 297 | 1016  | .111 | 212-465 | 36 | 9  |
| Opponents.....         | 28 | 84  | 136 | 220 | 787   | .107 | 217-467 | 23 | 5  |

| ## GOALTENDERS     | GP | Time    | GA  | EN | Avg  | Save | Pct  | W  | L  | T |
|--------------------|----|---------|-----|----|------|------|------|----|----|---|
| 1 HAUSER, Adam     | 22 | 1223:01 | 50  | 0  | 2.45 | 522  | .913 | 13 | 5  | 3 |
| 33 JOHNSON, Justin | 5  | 173:31  | 12  | 0  | 4.15 | 71   | .855 | 2  | 0  | 0 |
| 31 WEBER, Travis   | 7  | 296:09  | 21  | 0  | 4.25 | 110  | .840 | 3  | 2  | 0 |
| TM EMPTY NET       | 5  | 4:20    | 0   | 1  | 0.00 | 0    | .000 | 0  | 0  | 0 |
| Total.....         | 28 | 1697:01 | 84  | 1  | 2.97 | 703  | .894 | 18 | 7  | 3 |
| Opponents.....     | 28 | 1697:01 | 113 | 3  | 4.00 | 903  | .891 | 7  | 18 | 3 |

| ATTENDANCE SUMMARY      | MINN     | OPP     |
|-------------------------|----------|---------|
| Total.....              | 141620   | 102846  |
| Dates/Avg Per Date..... | 14/10116 | 14/7346 |
| Neutral Site #/Avg..... | 0/0      |         |

| GOALS BY PERIOD | 1  | 2  | 3  | OT | Total |
|-----------------|----|----|----|----|-------|
| Minnesota.....  | 26 | 47 | 39 | 1  | 113   |
| Opponents.....  | 27 | 32 | 25 | 0  | 84    |

| SHOTS BY PERIOD | 1   | 2   | 3   | OT | Total |
|-----------------|-----|-----|-----|----|-------|
| Minnesota.....  | 317 | 373 | 320 | 6  | 1016  |
| Opponents.....  | 261 | 274 | 249 | 3  | 787   |

| SAVES BY PERIOD | 1   | 2   | 3   | OT | Total |
|-----------------|-----|-----|-----|----|-------|
| Minnesota.....  | 234 | 242 | 224 | 3  | 703   |
| Opponents.....  | 291 | 326 | 281 | 5  | 903   |

**The Automated ScoreBook**  
**Minnesota Combined Team Statistics (as of Mar 26, 2002)**  
**2002 Postseason**

| DATE         | OPPONENT            | W/L  | SCORE | ATTEND | RECORD:             | OVERALL    | HOME       | AWAY       | NEUTRAL    |
|--------------|---------------------|------|-------|--------|---------------------|------------|------------|------------|------------|
| Mar 08, 2002 | NORTH DAKOTA        | W    | 7-2   | 10203  | ALL GAMES.....      | ( 4- 1- 0) | ( 2- 0- 0) | ( 0- 0- 0) | ( 2- 1- 0) |
| Mar 09, 2002 | NORTH DAKOTA        | W OT | 4-3   | 10216  | CONFERENCE.....     | ( 0- 0- 0) | ( 0- 0- 0) | ( 0- 0- 0) | ( 0- 0- 0) |
| Mar 15, 2002 | vs St. Cloud State  | W    | 4-1   | 18523  | NON-CONFERENCE..... | ( 4- 1- 0) | ( 2- 0- 0) | ( 0- 0- 0) | ( 2- 1- 0) |
| Mar 16, 2002 | vs Denver Pioneers  | L    | 2-5   | 18126  |                     |            |            |            |            |
| Mar 23, 2002 | vs Colorado College | W    | 4-2   | -      |                     |            |            |            |            |

\* denotes conference game

|                             |         |         |  | -----SHOTS-----           |     |        |    | --PEN--            |       | GOALS |        |    |    |   |
|-----------------------------|---------|---------|--|---------------------------|-----|--------|----|--------------------|-------|-------|--------|----|----|---|
|                             |         |         |  | ## INDIVIDUAL (by pts)    | GP  | G      | A  | Pts                | Shots | Pct   | No-Min | PP | SH |   |
| <b>TEAM STATISTICS</b>      |         |         |  | MINN                      | OPP |        |    |                    |       |       |        |    |    |   |
| <b>SHOT STATISTICS.....</b> |         |         |  |                           |     |        |    |                    |       |       |        |    |    |   |
| Goals-Shot attempts.....    | 21-212  | 13-145  |  | 21 RIDDLE, Troy           | 5   | 3      | 6  | 9                  | 18    | .167  | 0-0    | 1  | 0  |   |
| Shot pct.....               | .099    | .090    |  | 9 POHL, John              | 5   | 3      | 5  | 8                  | 15    | .200  | 2-4    | 1  | 1  |   |
| Goals/Game.....             | 4.2     | 2.6     |  | 22 TAFTE, Jeff            | 5   | 4      | 2  | 6                  | 22    | .182  | 2-4    | 0  | 0  |   |
| Shots/Game.....             | 42.4    | 29.0    |  | 27 TALLACKSON, Barry      | 5   | 1      | 4  | 5                  | 2     | .500  | 4-8    | 0  | 0  |   |
| <b>POWER PLAYS.....</b>     |         |         |  | 13 BALLARD, Keith         | 5   | 3      | 1  | 4                  | 16    | .188  | 5-10   | 0  | 0  |   |
| Goals-Power Plays.....      | 4-33    | 3-27    |  | 3 LEOPOLD, Jordan         | 5   | 2      | 2  | 4                  | 35    | .057  | 1-2    | 0  | 0  |   |
| Conversion Percent.....     | .121    | .111    |  | 23 WELCH, Dan             | 5   | 1      | 3  | 4                  | 7     | .143  | 2-4    | 0  | 0  |   |
| Shot Attempts.....          | 58      | 36      |  | 16 ANTHONY, Nick          | 3   | 1      | 2  | 3                  | 6     | .167  | 1-2    | 0  | 0  |   |
| Shot Percent.....           | .069    | .083    |  | 24 KOALSKA, Matt          | 5   | 1      | 2  | 3                  | 16    | .062  | 1-2    | 1  | 0  |   |
| <b>SHORT-HANDED.....</b>    |         |         |  | 26 ANGELL, Nick           | 5   | 1      | 1  | 2                  | 9     | .111  | 3-6    | 1  | 0  |   |
| Goals-Shot attempts.....    | 1-4     | 2-7     |  | 18 POTULNY, Grant         | 5   | 1      | 1  | 2                  | 16    | .062  | 3-6    | 0  | 0  |   |
| Shot Percent.....           | .250    | .286    |  | 10 MARTIN, Paul           | 5   | 0      | 2  | 2                  | 15    | .000  | 2-4    | 0  | 0  |   |
| <b>GOAL BREAKDOWN.....</b>  |         |         |  | 19 DeMARCHI, Matt         | 5   | 0      | 1  | 1                  | 7     | .000  | 7-14   | 0  | 0  |   |
| Power Play.....             | 4       | 3       |  | 29 FLEMING, Jake          | 5   | 0      | 1  | 1                  | 4     | .000  | 1-2    | 0  | 0  |   |
| Short-handed.....           | 1       | 2       |  | 11 WENDEL, Erik           | 5   | 0      | 1  | 1                  | 8     | .000  | 4-8    | 0  | 0  |   |
| Empty net.....              | 0       | 1       |  | 1 HAUSER, Adam            | 5   | 0      | 0  | 0                  | 0     | .000  | 2-4    | 0  | 0  |   |
| Penalty.....                | 0       | 0       |  | 33 JOHNSON, Justin        | 1   | 0      | 0  | 0                  | 0     | .000  | 0-0    | 0  | 0  |   |
| Unassisted.....             | 2       | 4       |  | 28 MacKINNON, Brett       | 2   | 0      | 0  | 0                  | 1     | .000  | 0-0    | 0  | 0  |   |
| Overtime.....               | 1       | 0       |  | 25 O'LEARY, Pat           | 5   | 0      | 0  | 0                  | 8     | .000  | 1-2    | 0  | 0  |   |
| Shootout.....               | 0       | 0       |  | 6 STEVENS, Judd           | 5   | 0      | 0  | 0                  | 2     | .000  | 0-0    | 0  | 0  |   |
| Delayed Penalty.....        | 0       | 0       |  | 5 WAIBEL, Jon             | 5   | 0      | 0  | 0                  | 5     | .000  | 4-8    | 0  | 0  |   |
| <b>PENALTIES.....</b>       |         |         |  | TM TEAM                   | 1   | 0      | 0  | 0                  | 0     | .000  | 1-2    | 0  | 0  |   |
| Number.....                 | 46      | 54      |  | Total.....                | 5   | 21     | 34 | 55                 | 212   | .099  | 46-92  | 4  | 1  |   |
| Minutes.....                | 92      | 116     |  | Opponents.....            | 5   | 13     | 14 | 27                 | 145   | .090  | 54-116 | 3  | 2  |   |
| Penalties/Game.....         | 9.2     | 10.8    |  | <b>---GOAL AVERAGE---</b> |     |        |    | <b> --SAVES-- </b> |       |       |        |    |    |   |
| Pen minutes/Game.....       | 18.4    | 23.2    |  | ## GOALTENDERS            | GP  | Time   | GA | EN                 | Avg   | Save  | Pct    | W  | L  | T |
| FACEOFFS (W-L).....         | 213-168 | 168-213 |  | 1 HAUSER, Adam            | 5   | 317:43 | 12 | 0                  | 2.27  | 132   | .917   | 4  | 1  | 0 |
| Faceoff W-L Pct.....        | .559    | .441    |  | TM EMPTY NET              | 1   | 0:53   | 0  | 1                  | 0.00  | 0     | .000   | 0  | 0  | 0 |
| SHOOTOUTS (Made-Att).....   | 0-0     | 0-0     |  | Total.....                | 5   | 318:36 | 13 | 1                  | 2.45  | 132   | .917   | 4  | 1  | 0 |
|                             |         |         |  | Opponents.....            | 5   | 318:36 | 21 | 0                  | 3.95  | 191   | .901   | 1  | 4  | 0 |

| <b>ATTENDANCE SUMMARY</b> |  |  |  | MINN    | OPP |
|---------------------------|--|--|--|---------|-----|
| Total.....                |  |  |  | 20419   | 0   |
| Dates/Avg Per Date.....   |  |  |  | 2/10210 | 0/0 |
| Neutral Site #/Avg.....   |  |  |  | 3/12216 |     |

| <b>GOALS BY PERIOD</b> |   |    |   |    |       |
|------------------------|---|----|---|----|-------|
|                        | 1 | 2  | 3 | OT | Total |
| Minnesota.....         | 4 | 11 | 5 | 1  | 21    |
| Opponents.....         | 3 | 5  | 5 | 0  | 13    |

| <b>SHOTS BY PERIOD</b> |    |    |    |    |       |
|------------------------|----|----|----|----|-------|
|                        | 1  | 2  | 3  | OT | Total |
| Minnesota.....         | 54 | 79 | 67 | 12 | 212   |
| Opponents.....         | 43 | 50 | 46 | 6  | 145   |

| <b>SAVES BY PERIOD</b> |    |    |    |    |       |
|------------------------|----|----|----|----|-------|
|                        | 1  | 2  | 3  | OT | Total |
| Minnesota.....         | 40 | 45 | 41 | 6  | 132   |
| Opponents.....         | 50 | 68 | 62 | 11 | 191   |

**The Automated ScoreBook**  
**Minnesota Combined Team Statistics (as of Mar 23, 2002)**  
**Last 10 Games**

| DATE                             | OPPONENT         | W/L  | SCORE | ATTEND | RECORD:             | OVERALL    | HOME       | AWAY       | NEUTRAL    |
|----------------------------------|------------------|------|-------|--------|---------------------|------------|------------|------------|------------|
| *Feb 16, 2002                    | COLORADO COLLEGE | W    | 7-3   | 10221  | ALL GAMES.....      | ( 9- 1- 0) | ( 6- 0- 0) | ( 1- 0- 0) | ( 2- 1- 0) |
| *Feb 22, 2002                    | WISCONSIN        | W    | 6-3   | 10192  | CONFERENCE.....     | ( 5- 0- 0) | ( 4- 0- 0) | ( 1- 0- 0) | ( 0- 0- 0) |
| *Feb 23, 2002                    | WISCONSIN        | W OT | 4-3   | 10228  | NON-CONFERENCE..... | ( 4- 1- 0) | ( 2- 0- 0) | ( 0- 0- 0) | ( 2- 1- 0) |
| *Mar 01, 2002 at St. Cloud State |                  | W    | 5-4   | 6685   |                     |            |            |            |            |
| *Mar 02, 2002                    | ST. CLOUD STATE  | W    | 3-1   | 10248  |                     |            |            |            |            |
| Mar 08, 2002                     | NORTH DAKOTA     | W    | 7-2   | 10203  |                     |            |            |            |            |
| Mar 09, 2002                     | NORTH DAKOTA     | W OT | 4-3   | 10216  |                     |            |            |            |            |
| Mar 15, 2002 vs St. Cloud State  |                  | W    | 4-1   | 18523  |                     |            |            |            |            |
| Mar 16, 2002 vs Denver Pioneers  |                  | L    | 2-5   | 18126  |                     |            |            |            |            |
| Mar 23, 2002 vs Colorado College |                  | W    | 4-2   | -      |                     |            |            |            |            |
| * denotes conference game        |                  |      |       |        |                     |            |            |            |            |

| TEAM STATISTICS           | MINN    | OPP     |
|---------------------------|---------|---------|
| SHOT STATISTICS.....      |         |         |
| Goals-Shot attempts.....  | 46-367  | 27-292  |
| Shot pct.....             | .125    | .092    |
| Goals/Game.....           | 4.6     | 2.7     |
| Shots/Game.....           | 36.7    | 29.2    |
| POWER PLAYS.....          |         |         |
| Goals-Power Plays.....    | 12-54   | 7-50    |
| Conversion Percent.....   | .222    | .140    |
| Shot Attempts.....        | 101     | 67      |
| Shot Percent.....         | .119    | .104    |
| SHORT-HANDED.....         |         |         |
| Goals-Shot attempts.....  | 2-11    | 2-7     |
| Shot Percent.....         | .182    | .286    |
| GOAL BREAKDOWN.....       |         |         |
| Power Play.....           | 12      | 7       |
| Short-handed.....         | 2       | 2       |
| Empty net.....            | 0       | 1       |
| Penalty.....              | 0       | 0       |
| Unassisted.....           | 5       | 4       |
| Overtime.....             | 2       | 0       |
| Shootout.....             | 0       | 0       |
| Delayed Penalty.....      | 0       | 0       |
| PENALTIES.....            |         |         |
| Number.....               | 81      | 87      |
| Minutes.....              | 162     | 182     |
| Penalties/Game.....       | 8.1     | 8.7     |
| Pen minutes/Game.....     | 16.2    | 18.2    |
| FACEOFFS (W-L).....       | 410-324 | 324-410 |
| Faceoff W-L Pct.....      | .559    | .441    |
| SHOOTOUTS (Made-Att)..... | 0-0     | 0-0     |

| ## INDIVIDUAL (by pts) | GP | G  | A  | Pts | Shots | Pct  | ---PEN--- | GOALS |
|------------------------|----|----|----|-----|-------|------|-----------|-------|
|                        |    |    |    |     |       |      | No-Min    | PP SH |
| 9 POHL, John           | 10 | 7  | 12 | 19  | 28    | .250 | 4-8       | 3 1   |
| 22 TAFFE, Jeff         | 10 | 8  | 7  | 15  | 36    | .222 | 3-6       | 2 1   |
| 21 RIDDLE, Troy        | 10 | 5  | 10 | 15  | 32    | .156 | 6-12      | 1 0   |
| 3 LEOPOLD, Jordan      | 10 | 4  | 6  | 10  | 58    | .069 | 2-4       | 0 0   |
| 16 ANTHONY, Nick       | 8  | 3  | 5  | 8   | 13    | .231 | 1-2       | 0 0   |
| 27 TALLACKSON, Barry   | 10 | 2  | 6  | 8   | 8     | .250 | 6-12      | 0 0   |
| 23 WELCH, Dan          | 10 | 2  | 5  | 7   | 14    | .143 | 3-6       | 0 0   |
| 13 BALLARD, Keith      | 10 | 3  | 3  | 6   | 28    | .107 | 7-14      | 0 0   |
| 18 POTULNY, Grant      | 10 | 3  | 3  | 6   | 26    | .115 | 6-12      | 2 0   |
| 24 KOALSKA, Matt       | 10 | 2  | 4  | 6   | 25    | .080 | 4-8       | 1 0   |
| 26 ANGELL, Nick        | 10 | 3  | 1  | 4   | 16    | .188 | 4-8       | 2 0   |
| 10 MARTIN, Paul        | 10 | 2  | 2  | 4   | 25    | .080 | 2-4       | 1 0   |
| 19 DeMARCHI, Matt      | 10 | 1  | 3  | 4   | 11    | .091 | 15-30     | 0 0   |
| 6 STEVENS, Judd        | 8  | 0  | 3  | 3   | 5     | .000 | 0-0       | 0 0   |
| 11 WENDELL, Erik       | 10 | 1  | 1  | 2   | 16    | .062 | 6-12      | 0 0   |
| 29 FLEMING, Jake       | 10 | 0  | 1  | 1   | 5     | .000 | 1-2       | 0 0   |
| 20 MARTIN, Joey        | 2  | 0  | 1  | 1   | 0     | .000 | 1-2       | 0 0   |
| 1 HAUSER, Adam         | 10 | 0  | 0  | 0   | 0     | .000 | 3-6       | 0 0   |
| 33 JOHNSON, Justin     | 1  | 0  | 0  | 0   | 0     | .000 | 0-0       | 0 0   |
| 28 MacKINNON, Brett    | 2  | 0  | 0  | 0   | 1     | .000 | 0-0       | 0 0   |
| 25 O'LEARY, Pat        | 10 | 0  | 0  | 0   | 10    | .000 | 1-2       | 0 0   |
| 5 WALBEL, Jon          | 10 | 0  | 0  | 0   | 10    | .000 | 5-10      | 0 0   |
| TM TEAM                | 1  | 0  | 0  | 0   | 0     | .000 | 1-2       | 0 0   |
| Total.....             | 10 | 46 | 73 | 119 | 367   | .125 | 81-162    | 12 2  |
| Opponents.....         | 10 | 27 | 37 | 64  | 292   | .092 | 87-182    | 7 2   |

| ## GOALTENDERS | GP | Time   | GA | EN | Avg Save | ---GOAL AVERAGE--- | ---SAVES--- | Pct  | W | L | T |
|----------------|----|--------|----|----|----------|--------------------|-------------|------|---|---|---|
| 1 HAUSER, Adam | 10 | 619:44 | 26 | 0  | 2.52     | 265                | .911        | .911 | 9 | 1 | 0 |
| TM EMPTY NET   | 1  | 0:53   | 0  | 1  | 0.00     | 0                  | .000        | .000 | 0 | 0 | 0 |
| Total.....     | 10 | 620:37 | 27 | 1  | 2.61     | 265                | .911        | .911 | 9 | 1 | 0 |
| Opponents..... | 10 | 620:37 | 46 | 0  | 4.45     | 321                | .875        | .875 | 1 | 9 | 0 |

| ATTENDANCE SUMMARY      | MINN    | OPP    |
|-------------------------|---------|--------|
| Total.....              | 61308   | 6685   |
| Dates/Avg Per Date..... | 6/10218 | 1/6685 |
| Neutral Site #/Avg..... | 3/12216 |        |

| GOALS BY PERIOD | 1 | 2  | 3  | OT | Total |
|-----------------|---|----|----|----|-------|
| Minnesota.....  | 9 | 24 | 11 | 2  | 46    |
| Opponents.....  | 6 | 12 | 9  | 0  | 27    |

| SHOTS BY PERIOD | 1   | 2   | 3   | OT | Total |
|-----------------|-----|-----|-----|----|-------|
| Minnesota.....  | 110 | 139 | 104 | 14 | 367   |
| Opponents.....  | 88  | 98  | 100 | 6  | 292   |

| SAVES BY PERIOD | 1   | 2   | 3  | OT | Total |
|-----------------|-----|-----|----|----|-------|
| Minnesota.....  | 82  | 86  | 91 | 6  | 265   |
| Opponents.....  | 101 | 115 | 93 | 12 | 321   |



**The Automated ScoreBook**  
**Minnesota Combined Team Statistics (as of Mar 23, 2002)**  
**Since Feb. 2**

| DATE                      | OPPONENT            | W/L     | SCORE | ATTEND | RECORD:              | OVERALL      | HOME       | AWAY       | NEUTRAL    |      |
|---------------------------|---------------------|---------|-------|--------|----------------------|--------------|------------|------------|------------|------|
| *Feb. 2, 2002             | at Minnesota-Duluth | W       | 2-1   | 5405   | ALL GAMES.....       | (12- 2- 0)   | ( 6- 1- 0) | ( 4- 0- 0) | ( 2- 1- 0) |      |
| *Feb 08, 2002             | at North Dakota     | W       | 6-4   | 11815  | CONFERENCE.....      | ( 8- 1- 0)   | ( 4- 1- 0) | ( 4- 0- 0) | ( 0- 0- 0) |      |
| *Feb 09, 2002             | at North Dakota     | W       | 4-3   | 12189  | NON-CONFERENCE.....  | ( 4- 1- 0)   | ( 2- 0- 0) | ( 0- 0- 0) | ( 2- 1- 0) |      |
| *Feb 15, 2002             | COLORADO COLLEGE    | L       | 5-6   | 10219  |                      |              |            |            |            |      |
| *Feb 16, 2002             | COLORADO COLLEGE    | W       | 7-3   | 10221  |                      |              |            |            |            |      |
| *Feb 22, 2002             | WISCONSIN           | W       | 6-3   | 10192  |                      |              |            |            |            |      |
| *Feb 23, 2002             | WISCONSIN           | W OT    | 4-3   | 10228  |                      |              |            |            |            |      |
| *Mar 01, 2002             | at St. Cloud State  | W       | 5-4   | 6685   | 9 POHL, John         | 14 12 17 29  | 38         | .316       | 4-8        | 4 3  |
| *Mar 02, 2002             | ST. CLOUD STATE     | W       | 3-1   | 10248  | 21 RIDDLE, Troy      | 14 5 15 20   | 56         | .089       | 8-16       | 1 0  |
| Mar 08, 2002              | NORTH DAKOTA        | W       | 7-2   | 10203  | 22 TAFEE, Jeff       | 14 10 8 18   | 51         | .196       | 3-6        | 4 1  |
| Mar 09, 2002              | NORTH DAKOTA        | W OT    | 4-3   | 10216  | 3 LEOPOLD, Jordan    | 14 4 10 14   | 83         | .048       | 5-10       | 0 0  |
| Mar 15, 2002              | vs St. Cloud State  | W       | 4-1   | 18523  | 16 ANTHONY, Nick     | 9 5 5 10     | 16         | .312       | 1-2        | 0 0  |
| Mar 16, 2002              | vs Denver Pioneers  | L       | 2-5   | 18126  | 27 TALLACKSON, Barry | 14 4 6 10    | 21         | .190       | 9-18       | 1 0  |
| Mar 23, 2002              | vs Colorado College | W       | 4-2   | -      | 23 WELCH, Dan        | 14 4 5 9     | 21         | .190       | 4-8        | 0 0  |
| * denotes conference game |                     |         |       |        | 18 POTULNY, Grant    | 14 3 5 8     | 36         | .083       | 7-14       | 2 0  |
|                           |                     |         |       |        | 24 KOALSKA, Matt     | 14 2 6 8     | 35         | .057       | 4-8        | 1 0  |
|                           |                     |         |       |        | 13 BALLARD, Keith    | 14 3 3 6     | 36         | .083       | 7-14       | 0 0  |
|                           |                     |         |       |        | 19 DeMARCHI, Matt    | 14 2 4 6     | 15         | .133       | 21-42      | 0 0  |
|                           |                     |         |       |        | 10 MARTIN, Paul      | 14 2 4 6     | 39         | .051       | 3-6        | 1 0  |
|                           |                     |         |       |        | 26 ANGELL, Nick      | 14 3 2 5     | 21         | .143       | 5-10       | 2 0  |
|                           |                     |         |       |        | 6 STEVENS, Judd      | 11 0 3 3     | 6          | .000       | 0-0        | 0 0  |
|                           |                     |         |       |        | 29 FLEMING, Jake     | 14 1 1 2     | 11         | .091       | 1-2        | 0 0  |
|                           |                     |         |       |        | 5 WAIBEL, Jon        | 14 1 1 2     | 13         | .077       | 6-12       | 0 0  |
|                           |                     |         |       |        | 11 WENDELL, Erik     | 14 1 1 2     | 20         | .050       | 6-12       | 0 0  |
|                           |                     |         |       |        | 25 O'LEARY, Pat      | 14 1 0 1     | 12         | .083       | 2-4        | 0 0  |
|                           |                     |         |       |        | 28 MacKINNON, Brett  | 5 0 1 1      | 3          | .000       | 0-0        | 0 0  |
|                           |                     |         |       |        | 20 MARTIN, Joey      | 3 0 1 1      | 0          | .000       | 2-4        | 0 0  |
|                           |                     |         |       |        | 1 HAUSER, Adam       | 12 0 0 0     | 0          | .000       | 3-6        | 0 0  |
|                           |                     |         |       |        | 33 JOHNSON, Justin   | 4 0 0 0      | 0          | .000       | 0-0        | 0 0  |
|                           |                     |         |       |        | TM TEAM              | 2 0 0 0      | 0          | .000       | 1-2        | 0 0  |
|                           |                     |         |       |        | Total.....           | 14 63 98 161 | 533        | .118       | 102-204    | 16 4 |
|                           |                     |         |       |        | Opponents.....       | 14 41 59 100 | 411        | .100       | 114-247    | 8 2  |
|                           |                     |         |       |        |                      |              |            |            |            |      |
| TEAM STATISTICS           | MINN                | OPP     |       |        |                      |              |            |            |            |      |
| SHOT STATISTICS.....      |                     |         |       |        |                      |              |            |            |            |      |
| Goals-Shot attempts.....  | 63-533              | 41-411  |       |        |                      |              |            |            |            |      |
| Shot pct.....             | .118                | .100    |       |        |                      |              |            |            |            |      |
| Goals/Game.....           | 4.5                 | 2.9     |       |        |                      |              |            |            |            |      |
| Shots/Game.....           | 38.1                | 29.4    |       |        |                      |              |            |            |            |      |
| POWER PLAYS.....          |                     |         |       |        |                      |              |            |            |            |      |
| Goals-Power Plays.....    | 16-71               | 8-62    |       |        |                      |              |            |            |            |      |
| Conversion Percent.....   | .225                | .129    |       |        |                      |              |            |            |            |      |
| Shot Attempts.....        | 143                 | 86      |       |        |                      |              |            |            |            |      |
| Shot Percent.....         | .112                | .093    |       |        |                      |              |            |            |            |      |
| SHORT-HANDED.....         |                     |         |       |        |                      |              |            |            |            |      |
| Goals-Shot attempts.....  | 4-17                | 2-10    |       |        |                      |              |            |            |            |      |
| Shot Percent.....         | .235                | .200    |       |        |                      |              |            |            |            |      |
| GOAL BREAKDOWN.....       |                     |         |       |        |                      |              |            |            |            |      |
| Power Play.....           | 16                  | 8       |       |        |                      |              |            |            |            |      |
| Short-handed.....         | 4                   | 2       |       |        |                      |              |            |            |            |      |
| Empty net.....            | 1                   | 1       |       |        |                      |              |            |            |            |      |
| Penalty.....              | 0                   | 0       |       |        |                      |              |            |            |            |      |
| Unassisted.....           | 6                   | 4       |       |        |                      |              |            |            |            |      |
| Overtime.....             | 2                   | 0       |       |        |                      |              |            |            |            |      |
| Shootout.....             | 0                   | 0       |       |        |                      |              |            |            |            |      |
| Delayed Penalty.....      | 0                   | 0       |       |        |                      |              |            |            |            |      |
| PENALTIES.....            |                     |         |       |        |                      |              |            |            |            |      |
| Number.....               | 102                 | 114     |       |        |                      |              |            |            |            |      |
| Minutes.....              | 204                 | 247     |       |        |                      |              |            |            |            |      |
| Penalties/Game.....       | 7.3                 | 8.1     |       |        |                      |              |            |            |            |      |
| Pen minutes/Game.....     | 14.6                | 17.6    |       |        |                      |              |            |            |            |      |
| FACEOFFS (W-L).....       | 546-451             | 451-546 |       |        |                      |              |            |            |            |      |
| Faceoff W-L Pct.....      | .548                | .452    |       |        |                      |              |            |            |            |      |
| SHOOTOUTS (Made-Att)..... | 0-0                 | 0-0     |       |        |                      |              |            |            |            |      |

| ## INDIVIDUAL (by pts) | GP | G  | A  | SHOTS |       |      | Pct     | --PEN-- | GOALS |
|------------------------|----|----|----|-------|-------|------|---------|---------|-------|
|                        |    |    |    | Pts   | Shots | Pct  |         |         |       |
| 9 POHL, John           | 14 | 12 | 17 | 29    | 38    | .316 | 4-8     | 4 3     |       |
| 21 RIDDLE, Troy        | 14 | 5  | 15 | 20    | 56    | .089 | 8-16    | 1 0     |       |
| 22 TAFEE, Jeff         | 14 | 10 | 8  | 18    | 51    | .196 | 3-6     | 4 1     |       |
| 3 LEOPOLD, Jordan      | 14 | 4  | 10 | 14    | 83    | .048 | 5-10    | 0 0     |       |
| 16 ANTHONY, Nick       | 9  | 5  | 5  | 10    | 16    | .312 | 1-2     | 0 0     |       |
| 27 TALLACKSON, Barry   | 14 | 4  | 6  | 10    | 21    | .190 | 9-18    | 1 0     |       |
| 23 WELCH, Dan          | 14 | 4  | 5  | 9     | 21    | .190 | 4-8     | 0 0     |       |
| 18 POTULNY, Grant      | 14 | 3  | 5  | 8     | 36    | .083 | 7-14    | 2 0     |       |
| 24 KOALSKA, Matt       | 14 | 2  | 6  | 8     | 35    | .057 | 4-8     | 1 0     |       |
| 13 BALLARD, Keith      | 14 | 3  | 3  | 6     | 36    | .083 | 7-14    | 0 0     |       |
| 19 DeMARCHI, Matt      | 14 | 2  | 4  | 6     | 15    | .133 | 21-42   | 0 0     |       |
| 10 MARTIN, Paul        | 14 | 2  | 4  | 6     | 39    | .051 | 3-6     | 1 0     |       |
| 26 ANGELL, Nick        | 14 | 3  | 2  | 5     | 21    | .143 | 5-10    | 2 0     |       |
| 6 STEVENS, Judd        | 11 | 0  | 3  | 3     | 6     | .000 | 0-0     | 0 0     |       |
| 29 FLEMING, Jake       | 14 | 1  | 1  | 2     | 11    | .091 | 1-2     | 0 0     |       |
| 5 WAIBEL, Jon          | 14 | 1  | 1  | 2     | 13    | .077 | 6-12    | 0 0     |       |
| 11 WENDELL, Erik       | 14 | 1  | 1  | 2     | 20    | .050 | 6-12    | 0 0     |       |
| 25 O'LEARY, Pat        | 14 | 1  | 0  | 1     | 12    | .083 | 2-4     | 0 0     |       |
| 28 MacKINNON, Brett    | 5  | 0  | 1  | 1     | 3     | .000 | 0-0     | 0 0     |       |
| 20 MARTIN, Joey        | 3  | 0  | 1  | 1     | 0     | .000 | 2-4     | 0 0     |       |
| 1 HAUSER, Adam         | 12 | 0  | 0  | 0     | 0     | .000 | 3-6     | 0 0     |       |
| 33 JOHNSON, Justin     | 4  | 0  | 0  | 0     | 0     | .000 | 0-0     | 0 0     |       |
| TM TEAM                | 2  | 0  | 0  | 0     | 0     | .000 | 1-2     | 0 0     |       |
| Total.....             | 14 | 63 | 98 | 161   | 533   | .118 | 102-204 | 16 4    |       |
| Opponents.....         | 14 | 41 | 59 | 100   | 411   | .100 | 114-247 | 8 2     |       |

| ## GOALTENDERS     | GP | ---GOAL AVERAGE--- |    |    | --SAVES-- |      |      |    |    |   |
|--------------------|----|--------------------|----|----|-----------|------|------|----|----|---|
|                    |    | Time               | GA | EN | Avg       | Save | Pct  | W  | L  | T |
| 1 HAUSER, Adam     | 12 | 719:20             | 27 | 0  | 2.25      | 310  | .920 | 11 | 1  | 0 |
| 33 JOHNSON, Justin | 4  | 89:55              | 7  | 0  | 4.67      | 36   | .837 | 1  | 0  | 0 |
| 31 WEBER, Travis   | 1  | 49:39              | 6  | 0  | 7.25      | 24   | .800 | 0  | 1  | 0 |
| TM EMPTY NET       | 2  | 1:43               | 0  | 1  | 0.00      | 0    | .000 | 0  | 0  | 0 |
| Total.....         | 14 | 860:37             | 41 | 1  | 2.86      | 370  | .902 | 12 | 2  | 0 |
| Opponents.....     | 14 | 860:37             | 63 | 1  | 4.39      | 470  | .883 | 2  | 12 | 0 |

| ATTENDANCE SUMMARY      | MINN    | OPP    |
|-------------------------|---------|--------|
| Total.....              | 71527   | 36094  |
| Dates/Avg Per Date..... | 7/10218 | 4/9024 |
| Neutral Site #/Avg..... | 3/12216 |        |

| GOALS BY PERIOD | 1  | 2  | 3  | OT | Total |
|-----------------|----|----|----|----|-------|
| Minnesota.....  | 11 | 31 | 19 | 2  | 63    |
| Opponents.....  | 11 | 15 | 15 | 0  | 41    |

| SHOTS BY PERIOD | 1   | 2   | 3   | OT | Total |
|-----------------|-----|-----|-----|----|-------|
| Minnesota.....  | 167 | 200 | 152 | 14 | 533   |
| Opponents.....  | 131 | 136 | 138 | 6  | 411   |

| SAVES BY PERIOD | 1   | 2   | 3   | OT | Total |
|-----------------|-----|-----|-----|----|-------|
| Minnesota.....  | 120 | 121 | 123 | 6  | 370   |
| Opponents.....  | 156 | 169 | 133 | 12 | 470   |

**The Automated ScoreBook**  
**Minnesota Combined Team Statistics (as of Mar 23, 2002)**  
**Home Games**

| DATE          | OPPONENT         | W/L  | SCORE | ATTEND | RECORD:             | OVERALL    | HOME       | AWAY       | NEUTRAL    |
|---------------|------------------|------|-------|--------|---------------------|------------|------------|------------|------------|
| Oct 19, 2001  | BEMIDJI STATE    | W    | 7-2   | 9569   | ALL GAMES.....      | (18- 4- 0) | (18- 4- 0) | ( 0- 0- 0) | ( 0- 0- 0) |
| Oct 20, 2001  | BEMIDJI STATE    | W    | 7-1   | 9562   | CONFERENCE.....     | (10- 4- 0) | (10- 4- 0) | ( 0- 0- 0) | ( 0- 0- 0) |
| Oct 26, 2001  | COLGATE          | W    | 8-0   | 9684   | NON-CONFERENCE..... | ( 8- 0- 0) | ( 8- 0- 0) | ( 0- 0- 0) | ( 0- 0- 0) |
| Oct 27, 2001  | COLGATE          | W    | 9-0   | 9730   |                     |            |            |            |            |
| *Nov 09, 2001 | MSU, MANKATO     | W    | 5-3   | 9804   |                     |            |            |            |            |
| *Nov 10, 2001 | MSU, MANKATO     | W    | 4-2   | 9871   |                     |            |            |            |            |
| *Nov 16, 2001 | MINNESOTA-DULUTH | W    | 5-1   | 9899   |                     |            |            |            |            |
| *Nov 17, 2001 | MINNESOTA-DULUTH | W    | 5-3   | 9917   |                     |            |            |            |            |
| *Nov 30, 2001 | ST. CLOUD STATE  | L    | 2-3   | 10231  |                     |            |            |            |            |
| Dec 28, 2001  | FERRIS STATE     | W    | 3-2   | 10040  |                     |            |            |            |            |
| Dec 29, 2001  | PROVIDENCE       | W    | 6-1   | 10074  |                     |            |            |            |            |
| *Jan 05, 2002 | NORTH DAKOTA     | L    | 3-4   | 10214  |                     |            |            |            |            |
| *Jan 06, 2002 | NORTH DAKOTA     | W    | 2-1   | 10183  |                     |            |            |            |            |
| *Jan 25, 2002 | DENVER PIONEERS  | L    | 1-3   | 10176  |                     |            |            |            |            |
| *Jan 26, 2002 | DENVER PIONEERS  | W    | 6-1   | 10217  |                     |            |            |            |            |
| *Feb 15, 2002 | COLORADO COLLEGE | L    | 5-6   | 10219  |                     |            |            |            |            |
| *Feb 16, 2002 | COLORADO COLLEGE | W    | 7-3   | 10221  |                     |            |            |            |            |
| *Feb 22, 2002 | WISCONSIN        | W    | 6-3   | 10192  |                     |            |            |            |            |
| *Feb 23, 2002 | WISCONSIN        | W OT | 4-3   | 10228  |                     |            |            |            |            |
| *Mar 02, 2002 | ST. CLOUD STATE  | W    | 3-1   | 10248  |                     |            |            |            |            |
| Mar 08, 2002  | NORTH DAKOTA     | W    | 7-2   | 10203  |                     |            |            |            |            |
| Mar 09, 2002  | NORTH DAKOTA     | W OT | 4-3   | 10216  |                     |            |            |            |            |

\* denotes conference game

| ##        | INDIVIDUAL (by pts) | GP | SHOTS |     |     |       | Pct  | --PEN-- | GOALS |    |
|-----------|---------------------|----|-------|-----|-----|-------|------|---------|-------|----|
|           |                     |    | G     | A   | Pts | Shots |      |         | PP    | SH |
| 9         | POHL, John          | 22 | 17    | 28  | 45  | 56    | .304 | 4-8     | 10    | 1  |
| 22        | TAFFE, Jeff         | 22 | 16    | 17  | 33  | 96    | .167 | 18-47   | 9     | 1  |
| 22        | LEOPOLD, Jordan     | 22 | 13    | 13  | 26  | 107   | .121 | 5-10    | 4     | 0  |
| 21        | RIDDLE, Troy        | 22 | 8     | 17  | 25  | 84    | .095 | 15-30   | 3     | 1  |
| 10        | MARTIN, Paul        | 22 | 5     | 16  | 21  | 54    | .093 | 6-12    | 2     | 0  |
| 22        | KOALSKA, Matt       | 22 | 6     | 12  | 18  | 48    | .125 | 6-12    | 1     | 1  |
| 18        | POTULNY, Grant      | 21 | 5     | 11  | 16  | 53    | .094 | 4-8     | 2     | 0  |
| 16        | ANTHONY, Nick       | 14 | 8     | 5   | 13  | 24    | .333 | 1-2     | 0     | 1  |
| 19        | BALLARD, Keith      | 19 | 7     | 6   | 13  | 75    | .093 | 10-20   | 1     | 1  |
| 27        | TALLACKSON, Barry   | 22 | 6     | 6   | 12  | 41    | .146 | 10-20   | 2     | 0  |
| 11        | WENDELL, Erik       | 22 | 5     | 6   | 11  | 45    | .111 | 10-20   | 2     | 0  |
| 20        | STEVENS, Judd       | 20 | 1     | 9   | 10  | 23    | .043 | 1-2     | 0     | 0  |
| 6         | WELCH, Dan          | 9  | 3     | 5   | 8   | 16    | .188 | 2-4     | 0     | 0  |
| 26        | ANGELL, Nick        | 22 | 2     | 4   | 6   | 36    | .056 | 17-34   | 0     | 1  |
| 19        | DeMARCHI, Matt      | 17 | 2     | 4   | 6   | 24    | .083 | 26-52   | 0     | 0  |
| 25        | O'LEARY, Pat        | 19 | 3     | 1   | 4   | 17    | .176 | 3-6     | 0     | 0  |
| 29        | FLEMING, Jake       | 21 | 1     | 3   | 4   | 22    | .045 | 1-2     | 0     | 1  |
| 20        | MARTIN, Joey        | 7  | 0     | 3   | 3   | 1     | .000 | 5-10    | 0     | 0  |
| 5         | WABEL, Jon          | 22 | 1     | 1   | 2   | 31    | .032 | 10-20   | 0     | 0  |
| 15        | ERICKSON, Mike      | 7  | 0     | 2   | 2   | 2     | .000 | 1-2     | 0     | 0  |
| 28        | MackINNON, Brett    | 7  | 0     | 2   | 2   | 3     | .000 | 0-0     | 0     | 0  |
| 17        | SMAAGAARD, Garrett  | 12 | 0     | 2   | 2   | 8     | .000 | 1-2     | 0     | 0  |
| 1         | HAUSER, Adam        | 15 | 0     | 1   | 1   | 0     | .000 | 1-2     | 0     | 0  |
| 2         | NENOVICH, Mark      | 3  | 0     | 0   | 0   | 2     | .000 | 1-2     | 0     | 0  |
| 14        | ROBERG, Chad        | 1  | 0     | 0   | 0   | 0     | .000 | 0-0     | 0     | 0  |
| TM        | TEAM                | 4  | 0     | 0   | 0   | 0     | .000 | 1-2     | 0     | 0  |
| Total     |                     | 22 | 109   | 174 | 283 | 868   | .126 | 159-329 | 36    | 8  |
| Opponents |                     | 22 | 48    | 69  | 117 | 556   | .086 | 181-370 | 13    | 4  |

| TEAM STATISTICS           | MINN    | OPP     |
|---------------------------|---------|---------|
| SHOT STATISTICS.....      |         |         |
| Goals-Shot attempts.....  | 109-868 | 48-556  |
| Shot pct.....             | .126    | .086    |
| Goals/Game.....           | 5.0     | 2.2     |
| Shots/Game.....           | 39.5    | 25.3    |
| POWER PLAYS.....          |         |         |
| Goals-Power Plays.....    | 36-121  | 13-101  |
| Conversion Percent.....   | .298    | .129    |
| Shot Attempts.....        | 251     | 117     |
| Shot Percent.....         | .143    | .111    |
| SHORT-HANDED.....         |         |         |
| Goals-Shot attempts.....  | 8-44    | 4-28    |
| Shot Percent.....         | .182    | .143    |
| GOAL BREAKDOWN.....       |         |         |
| Power Play.....           | 36      | 13      |
| Short-handed.....         | 8       | 4       |
| Empty net.....            | 1       | 1       |
| Penalty.....              | 0       | 0       |
| Unassisted.....           | 8       | 5       |
| Overtime.....             | 2       | 0       |
| Shootout.....             | 0       | 0       |
| Delayed Penalty.....      | 1       | 0       |
| PENALTIES.....            |         |         |
| Number.....               | 159     | 181     |
| Minutes.....              | 329     | 370     |
| Penalties/Game.....       | 7.2     | 8.2     |
| Pen minutes/Game.....     | 15.0    | 16.8    |
| FACEOFFS (W-L).....       | 836-674 | 674-836 |
| Faceoff W-L Pct.....      | .554    | .446    |
| SHOOTOUTS (Made-Att)..... | 0-0     | 0-0     |

| ##        | GOALTENDERS     | GP | GOAL AVERAGE |     |    | SAVES |      |      |    |    |   |
|-----------|-----------------|----|--------------|-----|----|-------|------|------|----|----|---|
|           |                 |    | Time         | GA  | EN | Avg   | Save | Pct  | W  | L  | T |
| 33        | JOHNSON, Justin | 4  | 153:07       | 5   | 0  | 1.96  | 63   | .926 | 2  | 0  | 0 |
| 1         | HAUSER, Adam    | 15 | 894:48       | 31  | 0  | 2.08  | 334  | .915 | 12 | 3  | 0 |
| 31        | WEBER, Travis   | 5  | 289:39       | 11  | 0  | 2.28  | 111  | .910 | 4  | 1  | 0 |
| TM        | EMPTY NET       | 4  | 3:03         | 0   | 1  | 0.00  | 0    | .000 | 0  | 0  | 0 |
| Total     |                 | 22 | 1340:37      | 48  | 1  | 2.15  | 508  | .915 | 18 | 4  | 0 |
| Opponents |                 | 22 | 1340:37      | 109 | 1  | 4.88  | 759  | .875 | 4  | 18 | 0 |

| ATTENDANCE SUMMARY      |  | MINN     | OPP |
|-------------------------|--|----------|-----|
| Total.....              |  | 220698   | 0   |
| Dates/Avg Per Date..... |  | 22/10032 | 0/0 |
| Neutral Site #/Avg..... |  | 0/0      |     |

| GOALS BY PERIOD | 1  | 2  | 3  | OT | Total |
|-----------------|----|----|----|----|-------|
| Minnesota.....  | 30 | 44 | 33 | 2  | 109   |
| Opponents.....  | 12 | 21 | 15 | 0  | 48    |

| SHOTS BY PERIOD | 1   | 2   | 3   | OT | Total |
|-----------------|-----|-----|-----|----|-------|
| Minnesota.....  | 283 | 312 | 259 | 14 | 868   |
| Opponents.....  | 164 | 185 | 201 | 6  | 556   |

| SAVES BY PERIOD | 1   | 2   | 3   | OT | Total |
|-----------------|-----|-----|-----|----|-------|
| Minnesota.....  | 152 | 164 | 186 | 6  | 508   |
| Opponents.....  | 253 | 268 | 226 | 12 | 759   |

**The Automated ScoreBook**  
**Minnesota Combined Team Statistics (as of Mar 23, 2002)**  
**Away/Neutral Games**

| DATE          | OPPONENT            | W/L  | SCORE | ATTEND | RECORD:             | OVERALL    | HOME       | AWAY       | NEUTRAL    |
|---------------|---------------------|------|-------|--------|---------------------|------------|------------|------------|------------|
| Oct 05, 2001  | at North Dakota     | W    | 7-5   | 11690  | ALL GAMES.....      | (12- 4- 4) | ( 0- 0- 0) | (10- 3- 4) | ( 2- 1- 0) |
| *Nov 02, 2001 | at Michigan Tech    | W    | 7-3   | 2555   | CONFERENCE.....     | ( 8- 3- 3) | ( 0- 0- 0) | ( 8- 3- 3) | ( 0- 0- 0) |
| *Nov 03, 2001 | at Michigan Tech    | T OT | 5-5   | 2545   | NON-CONFERENCE..... | ( 4- 1- 1) | ( 0- 0- 0) | ( 2- 0- 1) | ( 2- 1- 0) |
| Nov 23, 2001  | at Michigan         | W    | 5-2   | 6917   |                     |            |            |            |            |
| Nov 25, 2001  | at Michigan State   | T OT | 4-4   | 6871   |                     |            |            |            |            |
| *Dec. 1, 2001 | at St. Cloud State  | T OT | 2-2   | 6685   |                     |            |            |            |            |
| *Dec 7, 2001  | at Denver Pioneers  | W    | 2-1   | 6013   |                     |            |            |            |            |
| *Dec 8, 2001  | at Denver Pioneers  | L    | 3-4   | 6013   |                     |            |            |            |            |
| *Jan 11, 2002 | at Wisconsin        | L    | 3-8   | 12937  |                     |            |            |            |            |
| *Jan 12, 2002 | at Wisconsin        | W    | 6-2   | 14711  |                     |            |            |            |            |
| *Jan 18, 2002 | at Alaska Anchorage | T OT | 3-3   | 4658   |                     |            |            |            |            |
| *Jan 19, 2002 | at Alaska Anchorage | W    | 5-2   | 5230   |                     |            |            |            |            |
| *Feb. 1, 2002 | at Minnesota-Duluth | L    | 2-5   | 5405   |                     |            |            |            |            |
| *Feb. 2, 2002 | at Minnesota-Duluth | W    | 2-1   | 5405   |                     |            |            |            |            |
| *Feb 08, 2002 | at North Dakota     | W    | 6-4   | 11815  |                     |            |            |            |            |
| *Feb 09, 2002 | at North Dakota     | W    | 4-3   | 12189  |                     |            |            |            |            |
| *Mar 01, 2002 | at St. Cloud State  | W    | 5-4   | 6685   |                     |            |            |            |            |
| Mar 15, 2002  | vs St. Cloud State  | W    | 4-1   | 18523  |                     |            |            |            |            |
| Mar 16, 2002  | vs Denver Pioneers  | L    | 2-5   | 18126  |                     |            |            |            |            |
| Mar 23, 2002  | vs Colorado College | W    | 4-2   | -      |                     |            |            |            |            |

| TEAM STATISTICS           | MINN    | OPP     |
|---------------------------|---------|---------|
| SHOT STATISTICS.....      |         |         |
| Goals-Shot attempts.....  | 81-703  | 66-597  |
| Shot pct.....             | .115    | .111    |
| Goals/Game.....           | 4.1     | 3.3     |
| Shots/Game.....           | 35.2    | 29.9    |
| POWER PLAYS.....          |         |         |
| Goals-Power Plays.....    | 24-102  | 18-103  |
| Conversion Percent.....   | .235    | .175    |
| Shot Attempts.....        | 169     | 138     |
| Shot Percent.....         | .142    | .130    |
| SHORT-HANDED.....         |         |         |
| Goals-Shot attempts.....  | 6-28    | 3-21    |
| Shot Percent.....         | .214    | .143    |
| GOAL BREAKDOWN.....       |         |         |
| Power Play.....           | 24      | 18      |
| Short-handed.....         | 6       | 3       |
| Empty net.....            | 2       | 1       |
| Penalty.....              | 0       | 0       |
| Unassisted.....           | 5       | 5       |
| Overtime.....             | 0       | 0       |
| Shootout.....             | 0       | 0       |
| Delayed Penalty.....      | 1       | 0       |
| PENALTIES.....            |         |         |
| Number.....               | 165     | 163     |
| Minutes.....              | 360     | 362     |
| Penalties/Game.....       | 8.2     | 8.1     |
| Pen minutes/Game.....     | 18.0    | 18.1    |
| FACEOFFS (W-L).....       | 735-688 | 688-735 |
| Faceoff W-L Pct.....      | .517    | .483    |
| SHOOTOUTS (Made-Att)..... | 0-0     | 0-0     |

| ## INDIVIDUAL (by pts) | GP | SHOTS |     |     |       | Pct   | --PEN-- | GOALS  |    |
|------------------------|----|-------|-----|-----|-------|-------|---------|--------|----|
|                        |    | G     | A   | Pts | Shots |       |         | No-Min | PP |
| 9 POHL, John           | 20 | 9     | 21  | 30  | 47    | .191  | 9-18    | 4      | 2  |
| 22 TAFFE, Jeff         | 19 | 17    | 6   | 23  | 73    | .233  | 12-35   | 5      | 0  |
| 21 RIDDLE, Troy        | 20 | 8     | 12  | 20  | 76    | .105  | 8-16    | 1      | 2  |
| 3 LEOPOLD, Jordan      | 20 | 7     | 13  | 20  | 112   | .062  | 9-18    | 4      | 1  |
| 10 MARTIN, Paul        | 20 | 3     | 14  | 17  | 49    | .061  | 5-10    | 1      | 0  |
| 18 POTULNY, Grant      | 20 | 7     | 8   | 15  | 44    | .159  | 12-24   | 4      | 0  |
| 24 KOALSKA, Matt       | 20 | 3     | 11  | 14  | 46    | .065  | 10-20   | 1      | 0  |
| 27 TALLACKSON, Barry   | 20 | 7     | 4   | 11  | 36    | .194  | 12-24   | 1      | 0  |
| 13 BALLARD, Keith      | 20 | 2     | 7   | 9   | 37    | .054  | 9-18    | 0      | 0  |
| 29 FLEMING, Jake       | 20 | 2     | 6   | 8   | 22    | .091  | 2-4     | 0      | 1  |
| 5 WAIBEL, Jon          | 20 | 4     | 3   | 7   | 22    | .182  | 8-16    | 0      | 0  |
| 26 ANGELL, Nick        | 20 | 2     | 5   | 7   | 24    | .083  | 8-27    | 2      | 0  |
| 11 WENDELL, Erik       | 20 | 3     | 3   | 6   | 33    | .091  | 11-22   | 1      | 0  |
| 6 STEVENS, Judd        | 19 | 0     | 6   | 6   | 15    | .000  | 5-10    | 0      | 0  |
| 19 DEMARCHI, Matt      | 17 | 1     | 4   | 5   | 17    | .059  | 24-56   | 0      | 0  |
| 16 ANTHONY, Nick       | 9  | 1     | 3   | 4   | 5     | .200  | 2-4     | 0      | 0  |
| 28 MacKINNON, Brett    | 14 | 1     | 1   | 2   | 8     | .125  | 0-0     | 0      | 0  |
| 25 O'LEARY, Pat        | 19 | 1     | 1   | 2   | 18    | .056  | 6-12    | 0      | 0  |
| 23 WELCH, Dan          | 8  | 1     | 1   | 2   | 11    | .091  | 3-6     | 0      | 0  |
| 15 ERICKSON, Mike      | 2  | 1     | 0   | 1   | 1     | 1.000 | 0-0     | 0      | 0  |
| 17 SMAAGAARD, Garrett  | 7  | 1     | 0   | 1   | 7     | .143  | 0-0     | 0      | 0  |
| 1 HAUSER, Adam         | 18 | 0     | 1   | 1   | 0     | .000  | 3-6     | 0      | 0  |
| 20 MARTIN, Joey        | 4  | 0     | 1   | 1   | 0     | .000  | 2-4     | 0      | 0  |
| 2 NENOVICH, Mark       | 2  | 0     | 1   | 1   | 0     | .000  | 1-2     | 0      | 0  |
| 33 JOHNSON, Justin     | 3  | 0     | 0   | 0   | 0     | .000  | 0-0     | 0      | 0  |
| 14 ROBERG, Chad        | 2  | 0     | 0   | 0   | 0     | .000  | 0-0     | 0      | 0  |
| TM TEAM                | 3  | 0     | 0   | 0   | 0     | .000  | 4-8     | 0      | 0  |
| Total.....             | 20 | 81    | 132 | 213 | 703   | .115  | 165-360 | 24     | 6  |
| Opponents.....         | 20 | 66    | 105 | 171 | 597   | .111  | 163-362 | 18     | 3  |

| ## GOALTENDERS     | GP | GOAL AVERAGE |    |    | -SAVES-  |     |             |
|--------------------|----|--------------|----|----|----------|-----|-------------|
|                    |    | Time         | GA | EN | Avg Save | Pct | W L T       |
| 1 HAUSER, Adam     | 18 | 970:51       | 44 | 0  | 2.72     | 439 | .909 9 3 4  |
| 31 WEBER, Travis   | 5  | 166:30       | 14 | 0  | 5.05     | 56  | .800 2 1 0  |
| 33 JOHNSON, Justin | 3  | 80:24        | 7  | 0  | 5.22     | 36  | .837 1 0 0  |
| TM EMPTY NET       | 3  | 2:15         | 0  | 1  | 0.00     | 0   | .000 0 0 0  |
| Total.....         | 20 | 1220:00      | 66 | 1  | 3.25     | 531 | .891 12 4 4 |
| Opponents.....     | 20 | 1220:00      | 81 | 2  | 3.98     | 622 | .887 4 12 4 |

| ATTENDANCE SUMMARY      | MINN    | OPP     |
|-------------------------|---------|---------|
| Total.....              | 0       | 128324  |
| Dates/Avg Per Date..... | 0/0     | 17/7548 |
| Neutral Site #/Avg..... | 3/12216 |         |

| GOALS BY PERIOD | 1  | 2  | 3  | OT | Total |
|-----------------|----|----|----|----|-------|
| Minnesota.....  | 24 | 28 | 29 | 0  | 81    |
| Opponents.....  | 24 | 22 | 20 | 0  | 66    |

| SHOTS BY PERIOD | 1   | 2   | 3   | OT | Total |
|-----------------|-----|-----|-----|----|-------|
| Minnesota.....  | 214 | 253 | 231 | 5  | 703   |
| Opponents.....  | 203 | 209 | 181 | 4  | 597   |

| SAVES BY PERIOD | 1   | 2   | 3   | OT | Total |
|-----------------|-----|-----|-----|----|-------|
| Minnesota.....  | 179 | 187 | 161 | 4  | 531   |
| Opponents.....  | 190 | 225 | 202 | 5  | 622   |