

GOLDEN GOPHER FOOTBALL

University of Minnesota Men's Athletics, Media Relations Office
 Phone: 612.625.4090 Fax: 612.625.0359 Dec. 8, 1999
 www.gophersports.com



MINNESOTA SCHEDULE/RESULTS

Sept. 4	OHIO (MSC)	33-7 W
Sept. 11	UL MONROE (MSC)	35-0 W
Sept. 18	ILLINOIS ST. (MSC, TD)	55-7 W
Oct. 2	at Northwestern (MSC, TD)	33-14 W
Oct. 9	WISCONSIN (ESPNReg.)	20-17 L (ot)
Oct. 16	at Illinois (ESPN2)	37-7 W
Oct. 23	OHIO ST. (ESPN)	20-17 L
Oct. 30	PURDUE* (ESPN)	33-28 L
Nov. 6	at Penn State (ESPN2)	24-23 W
Nov. 13	INDIANA (ESPN Reg.)	44-20 W
Nov. 20	at Iowa (MSC)	25-21 W

All times are Central * Homecoming

Head Coach: Glen Mason (Ohio State '72)

Career (Seasons): 75-82-1 (14th season)

Minnesota (Seasons): 16-18 (3rd season)

OREGON SCHEDULE/RESULTS

Sept. 2	at Michigan State (ESPN)	27-20 L
Sept. 11	TEXAS-EL PASO	47-28 W
Sept. 18	NEVADA	72-10 W
Sept. 25	USC (Fox Sports)	33-30 W (3ot)
Oct. 2	at Washington (Fox Sports)	34-20 L
Oct. 9	at UCLA (Fox Sports)	34-29 L
Oct. 23	at Arizona	44-41 W
Oct. 30	ARIZONA ST.	20-17 W
Nov. 6	WASHINGTON ST. (FSN)	52-10 W
Nov. 13	at CALIFORNIA	24-19 W
Nov. 20	OREGON STATE	25-14 W

Head Coach: Mike Bellotti (Cal-Davis '73)

Career (Seasons): 61-45-2 (10th season)

Oregon (Seasons): 38-20 (5th season)

The 66th Annual Wells Fargo Sun Bowl

No. 12*/12** Minnesota (8-3, 5-3) vs. Oregon (8-3, 6-2)

Friday, Dec. 31, 1999 • Sun Bowl Stadium (51,270)
 Kickoff: 1:15 p.m. (Central) • El Paso, Texas (AP*/USA Today**)

The Series: Minnesota leads the series 2-0

Last Meeting: Minnesota defeated Oregon 10-7 at Memorial Stadium on Sept. 27, 1975.

TV: CBS, Sean McDonough, play-by-play; Todd Blackledge, color; Michele Tafoya, sideline reporter.

Radio: 830 WCCO-AM (also www.gophersports.com) Ray Christensen, play-by-play; Dave Mona & Darrell Thompson, color analysts.

GOPHERS NOTCH FOUR FIRST TEAM ALL-BIG TEN PICKS

The Golden Gophers had four players earn first-team All-Big Ten honors this year. Running back Thomas Hamner and safety Tyrone Carter were both selected All-Big Ten by the coaches and the media. Center Ben Hamilton was a first team selection by the coaches and defensive end Karon Riley was a first team selection by the media. The four first team selections is the largest number for Minnesota since 1978, when running back Marion Barber, kicker Paul Rogind, defensive end Stan Sytsma and defensive back Keith Brown were honored. The largest number of Golden Gophers ever chosen for this award was in 1934 when Butch Larson, Francis "Pug" Lund, Bob Tenner, Phil Bengston, Ed Widseth and Bill Bevan were all named to the All-Big Ten team.

MASON NAMED NATIONAL AND BIG TEN COACH OF THE YEAR

Head Coach Glen Mason was named the National Coach of the Year by the *Football News* on Dec. 1 and the Dave McClain Big Ten Coach of the Year on Nov. 30. This is the first time since the inception of the Big Ten award in 1972 that a Minnesota coach has won the award. Mason is also the first coach to receive national coach of the year honors since Murray Warmath did in 1960, when he led Minnesota to the Rose Bowl and an Associated Press National Championship. Mason is also the third coach in NCAA history (Denny Stolz/Mich. St., Bowling Green, San Diego St.; John Mackovic/Wake Forest, Illinois, Texas; Glen Mason/Kent, Kansas, Minnesota), to win conference coach of the year honors in three different conferences.

Fact Box

DID YOU KNOW?

Minnesota's 8-3 record is the best the school has posted since 1967 when they were 8-2 and Big Ten co-Champions. The 4-0 mark on the road is the first time the Golden Gophers have gone unbeaten on the road since 1961 when they were 3-0 en route to an 8-2 record, a Big Ten title and a Rose Bowl victory over UCLA. The 4-0 road mark is the best at the school since Dr. Henry L. Williams' 1904 team was 4-0 on the road en route to a 13-0 mark and a Big Ten title.

GOLDEN GOPHER FOOTBALL

minnesota **2** - deep

SPECIALISTS

THE OFFENSE

First Unit

7 - Luke Levenson (6-0, 181, Sr)
 3 - Ron Johnson (6-3, 212, So)
 84 - Alex Hass (6-5, 269, Sr)
 74 - Adam Haayer (6-6, 289, Jr)
 68 - Derek Burns (6-5, 279, So)
 55 - Ben Hamilton (6-5, 274, Jr)
 66 - Ryan Roth (6-3, 297, So)
 73 - Josh Rawlings (6-5, 315, Sr)
 5 - Billy Cockerham (6-1, 217, Sr)
 12 - Thomas Hamner (6-0, 186, Sr)
 23 - Arland Bruce (5-10, 191, Sr)

Pos.

WR
 WR
 TE
 LT
 LG
 C
 RG
 RT
 QB
 RB
 WR

Second Unit

83 - Spencer Dettman (5-11, 170, Sr)
 15 - Jermaine Mays (6-0, 190, So)
 81 - Zach Vevea (6-6, 256, So)
 75 - Jake Kuppe (6-7, 336, Fr)
 77 - Pat Hau (6-6, 310, Sr)
 51 - Akeem Akinwale (6-3, 274, So)
 60 - Joe Palke (6-5, 292, Fr)
 70 - Erik Larson (6-6, 290, Jr)
 11 - Andy Persby (6-3, 228, Jr)
 36 - Byron Evans (5-9, 220, Sr)
 4 - Antoine Henderson (5-7, 163, Jr)

Punt - 35 Ryan Rindels.

14 Preston Gruening
PAT/FG - 28 Dan Nystrom.

14 Preston Gruening
KO - 14 Preston Gruening.
 29 Mike Albert

Long Snaps - 18 Derek Rackley.
 58 Val Zemke-LS. 60 Joe Palke-SS

Holder - 35 Ryan Rindels.

5 Billy Cockerham
P/Return - 22 Tyrone Carter.
 7 Luke Levenson

KO/Return - 22 Tyrone Carter,
 4 Antoine Henderson, 32 Tellis
 Redmon, 23 Arland Bruce

THE DEFENSE

First Unit

95 - Jon Michals (6-4, 266, Sr)
 92 - Dyron Russ (6-1, 302, Sr)
 93 - John Schlecht (6-1, 275, Jr)
 91 - Karon Riley (6-4, 247, Jr)
 45 - Sean Hoffman (6-3, 244, Jr)
 48 - Astein Osei (6-2, 230, So)
 97 - Ben Mezera (6-4, 237, Jr)
 30 - Jimmy Wyrick (5-9, 176, Sr)
 22 - Tyrone Carter (5-9, 184, Sr)
 21 - Delvin Jones (6-0, 184, So)
 42 - Willie Middlebrooks (6-2, 194, So)

Pos.

DE
 DT
 DT
 DE
 WLB
 SLB
 DLB
 CB
 SS
 FS
 CB

Second Unit

50 - Greg White (6-2, 265, So)
 99 - Matt Anderle (6-6, 298, So)
 96 - Dave Sykora (6-6, 295, Fr)
 90 - Drew Dehnicke (6-3, 259, So)
 6 - Jimmy Henry (6-1, 192, So)
 9 - Curtese Poole (6-3, 243, Jr)
 52 - Luke Braaten (6-4, 241, Sr)
 13 - Trevis Graham (5-10, 183, Jr)
 26 - Clorenzo Griffin (5-10, 183, Jr)
 2 - Jack Brewer (6-1, 186, So)
 39 - Mike Lehan (6-1, 190, Fr)

The Captains

Senior strong safety Tyrone Carter, senior quarterback Billy Cockerham and junior center Ben Hamilton are serving as team captains for the Golden Gophers in 1999.

GAME - BY - GAME STARTING LINEUPS

OFF.	WR	TE/WR	LT	LG	C	RG	RT	WR/TE	QB	RB	WR
Ohio	Levenson	Hass	Haayer	Hau	Hamilton	Roth	Rawlings	Bruce	Cockerham	Hamner	Johnson
ULM	Levenson	Mays	Haayer	Hau	Hamilton	Roth	Rawlings	Bruce	Cockerham	Hamner	Johnson
Ill. St.	Levenson	Hass	Haayer	Hau	Akinwale	Roth	Rawlings	Bruce	Cockerham	Hamner	Johnson
NW	Levenson	Hass	Haayer	Hau	Hamilton	Roth	Rawlings	Bruce	Cockerham	Hamner	Johnson
Wis.	Levenson	Bruce	Haayer	Burns	Hamilton	Roth	Rawlings	Mays	Cockerham	Hamner	Johnson
Ill.	Levenson	Hass	Haayer	Burns	Hamilton	Roth	Rawlings	Bruce	Cockerham	Hamner	Johnson
OSU	Levenson	Hass	Haayer	Burns	Hamilton	Roth	Rawlings	Vevea	Cockerham	Hamner	Johnson
Purdue	Levenson	Hass	Haayer	Burns	Hamilton	Roth	Rawlings	Vevea	Cockerham	Hamner	Johnson
PSU	Levenson	Hass	Kuppe	Burns	Hamilton	Roth	Rawlings	Bruce	Cockerham	Hamner	Johnson
Ind.	Levenson	Mays	Haayer	Burns	Hamilton	Roth	Larson	Bruce	Cockerham	Hamner	Johnson
Iowa	Brewer	Hass	Haayer	Burns	Hamilton	Roth	Rawlings	Vevea	Cockerham	Hamner	Johnson
DEF.	DE	DT	DT	DE	WLB	SLB	DLB	CB	SS	FS	CB
Ohio	Cernoch	Russ	Schlecht	Riley	Hall	Hoffman	Mezera	Graham	Carter	Jones	Middlebrooks
ULM	Cernoch	Russ	Schlecht	Riley	Hall	Hoffman	Mezera	Graham	Carter	Jones	Middlebrooks
Ill. St.	Cernoch	Russ	Schlecht	Riley	Hall	Hoffman	Mezera	Graham	Carter	Jones	Middlebrooks
NW	Michals	Russ	Schlecht	Riley	Poole	Hoffman	Mezera	Graham	Carter	Jones	Wyrick
Wis.	Michals	Russ	Schlecht	Riley	Hoffman	Osei	Mezera	Graham	Carter	Jones	Middlebrooks
Ill.	Michals	Russ	Schlecht	Riley	Osei	Hoffman	Mezera	Graham	Carter	Jones	Middlebrooks
OSU	Michals	Anderle	Schlecht	Riley	Osei	Hoffman	Mezera	Wyrick	Carter	Jones	Middlebrooks
Purdue*	Mezera	Russ	Schlecht	Riley	Henry	Hoffman	Brewer	Wyrick	Carter	Jones	Graham
PSU	Michals	Russ	Schlecht	Riley	Osei	Hoffman	Mezera	Wyrick	Carter	Jones	Middlebrooks
Ind.	Michals	Russ	Schlecht	Riley	Hoffman	Osei	Mezera	Wyrick	Carter	Jones	Middlebrooks
Iowa	Michals	Russ	Schlecht	Riley	Hoffman	Poole	Mezera	Wyrick	Carter	Jones	Middlebrooks

* nickel defense

GOLDENGOPHERFOOTBALL

NOTES & OTHER STUFF

FORWARD PROGRESS

It's no secret that the Golden Gophers are a team on the rise in the Big Ten under Head Coach Glen Mason. Listed below are the Golden Gophers' final Big Ten rankings in the key offensive and defensive statistical categories for each of the past four seasons.

BIG TEN RANKINGS

	Before Mason	Under Mason		
	1996	1997	1998	1999
Rushing Offense	11th	9th	7th	2nd#
Passing Offense	1st	10th	7th	9th
Total Offense	9th	10th	8th	4th@
Scoring Offense	9th	9th	8th	4th#
Rushing Defense	11th	5th	4th#	6th
Passing Defense	11th	9th	8th	1st+
Total Defense	11th	5th	6th	3rd*
Scoring Defense	10th	9th	6th	2nd*
Average Ranking	9.1	8.3	6.8	3.9*
Big Ten Finish	9th	9th	7th	4th#

* Best since 1967

+ Best since 1969

Best since 1986

@ Best since 1993

Mason At A Glance



- ✓ Named the national coach of the year by the Football News
- ✓ Named the 1999 Dave McClain Big Ten Coach of the Year, the first time a Minnesota coach has won this honor
- ✓ Only the third coach in NCAA history to be named conference coach of the year in three different conferences (Kent-'86, Kansas-'91 & '95, Minnesota-'99)
- ✓ Has led Minnesota to an 8-3 record, its best record since 1967 when they notched a 8-2 record and were Big Ten champs
- ✓ Directed three of the most monumental turnarounds in college football at Kent, Kansas and now Minnesota
- ✓ Led a young Minnesota team to a 5-6 finish in 1998, the program's best since going 6-5 in 1990
- ✓ 1992 & 1995 Football Writers Bear Bryant National Coach of the Year Award finalist
- ✓ 188-137-4 overall record in his 28th season as a head/assistant coach

Minnesota Finishes With Eight Wins: The Golden Gophers notched their eighth win with a 25-21 road win over the Iowa Hawkeyes in the season finale. The victory gave Minnesota a 4-0 mark on the road for the first time since 1904 when they went 4-0 on the road, with a 13-0 overall record. The last time Minnesota won eight regular season games was in 1967 when they posted an 8-2 record (6-1), good for a Big Ten co-Championship. The school record for wins in a season was set in 1903 when Dr. Henry L. Williams won the school's second Big Ten title with a 14-0-1 record.

Minnesota Climbs To No. 12: The Golden Gophers jumped to No. 12 in the AP poll after beating Iowa. The No. 12 ranking is Minnesota's highest ranking since the Golden Gophers were ranked 10th in the AP poll on Dec. 3, 1962. This week's appearance in the polls is the seventh of this season. That is the most times a Minnesota team has appeared in the polls since 1960 when Minnesota appeared in the AP Poll 10 times en route to a 8-2 record and a national title. The Golden Gophers are also ranked 12th in the ESPN/USA Today Coaches Poll.

Golden Gophers to Play Ducks in 66th Annual Sun Bowl: The University of Minnesota and the University of Oregon will face off for only the third time in the 66th Annual Sun Bowl, Friday, Dec. 31, at 1 p.m. in El Paso, Texas. The two teams have identical 8-3 records, with Minnesota boasting a 5-3 conference record and a fourth place finish, while the Ducks were 6-2 in the Pac-10 and finished tied for second.

Forward Progress: In the three years that Glen Mason has been at Minnesota the program has made huge improvements in all areas. The Golden Gophers had their best season since the 1960's on the defensive side of the ball. They have also made huge improvements on the offensive side of the ball, especially in rushing and scoring. The chart at the top of this page gives the details of the improvements in the specific areas.

Minnesota Appears In BCS Rankings: The Golden Gophers moved up to the No. 13 spot in the final Bowl Championship Series Poll. Minnesota had been ranked No. 14 for the previous

GOLDEN GOPHER FOOTBALL

NOTES & OTHER STUFF

two weeks. The Big Ten has five teams in the BCS poll (15 teams).

Golden Gophers vs. The Ducks: Minnesota and Oregon have met twice, with Minnesota winning both games. Following are summaries from those games:

1975- Kicker Brian Kocourek's 37-yard field goal with 32 seconds left in the game, gave the Golden Gophers a 10-7 victory over the Oregon Ducks at Memorial Stadium on Sept. 27, 1975. With the game tied at 7-7 and 8:52 left in the game, Minnesota quarterback Tony Dungy engineered a 14 play, 59-yard drive that took 8:20 seconds off the clock. Dungy converted a crucial fourth down and five with an eight-yard run, a play that he was injured on. After Marc Trestman came in for one play, Dungy returned to the game setting up the Golden Gophers for the game-winning kick. The game was as close as the score would indicate as the Gophers rolled up 305 yards of total offense while the Ducks totaled 306 yards. Minnesota outrushed the Ducks 260-110, while the Ducks pass attack rolled up 196 yards to the Golden Gopher's 45. Tony Dungy ran for 33 yards and threw for 45 on 6-of-13 passing.

1961- With Minnesota trailing 7-0 at halftime, Sandy Stephens scored touchdowns in the third and fourth quarters to give the Golden Gophers a 14-7 win over Oregon in front of 50,499 at Memorial Stadium on Oct. 7 1961. Stephens scored on an 8-yard run in the third quarter with Jim Cairns adding a two-point conversion to give Minnesota an 8-7 lead. In the fourth quarter, Stephens scored on a 3-yard run with 6:55 remaining in the game to seal the win. Minnesota's defense was the key of the game, yielding only nine first downs and a total of 162 yards. The defense also held Oregon to only 57 yards on the ground. Stephens led the Golden Gophers ground attack rushing for a game-high 92 yards on 21 carries, he was 2-of-8 for 27 yards through the air.

The Last Time: The last time Minnesota was 5-3 in the Big Ten was 1990, when after starting 1-2 in the nonconference, John Gutekunst's team rebounded to finish 6-5. The last time Minnesota was in a postseason bowl game was 1986 when they lost 21-14 to Tennessee in the Liberty Bowl. The last time Minnesota had a winning season was 1990 when they posted a 6-5 record. The last time Minnesota won nine games in a season was in 1905 when the Golden Gophers were 10-1.

Carter and Hamilton Named All-American by *Sporting News*: Senior defensive back Tyrone Carter and junior center Ben Hamilton were both named first team All-American by the *Sporting News*. In addition, freshman kicker Dan Nystrom was honored as a second team freshman All-America selection.

Simply the Best: Senior All-American Tyrone Carter is the all-time NCAA Division I leader in tackles by a defensive back with 511. He passed Mike Staid of Tulane (481/1991-94) when he

WHAT THE EXPERTS SAID.....

Prior to the start of this season, most of the expert prognosticators in the various publications had the Golden Gophers finishing in seventh place in the Big Ten conference. In the national rankings, the experts had Minnesota ranked 38th or higher, or not ranked at all. Below is a list of preseason publications and where they had Minnesota ranked:

PRESEASON RANKINGS

	<u>NATIONAL</u>	<u>BIG TEN</u> (records when given)
<i>Sports Illustrated</i>	40th	7th
<i>The Sporting News</i>	38th	7th
<i>Lindy's</i>	46th	7th
<i>Street & Smith's</i>	NR	7th
<i>Playboy</i>	NR	5th (7-4)
<i>Preview Sports</i>	NR	7th (6-5, 3-5)
UM's Actual Rank/Finish	12th	4th
Season/Conference Record	8-3	5-3

Check This Out

www.gophersports.com

Voted "Best Website in the State" in 1997 by the Minnesota Magazine Publishers Association. www.gopher-sports.com is the ultimate source for the most up-to-date information on the Golden Gophers. The site contains news releases, statistics, rosters, schedules, coach and player profiles, links to the Big Ten and NCAA web sites. In conjunction with Channel 4000, the live WCCO-AM broadcast of every Golden Gopher game this season is once again available on the site.

Golden Gopher Hotline

The Golden Gopher Hotline features daily interviews with coaches and student-athletes. It is changed by noon (Central) each day. The Hotline is available to the media 24 hours a day by calling (612) 625-7887. Do not release the phone number to the public. This week's schedule is as follows:

Wednesday, Dec. 8

Sophomore forward Dusty Rychart previews the Maine game

Thursday, Dec. 9

Hockey coach Don Lucia and forward Erik Westrum preview the St. Cloud State series

Friday, Dec. 10

Assistant basketball coach Mike Petersen previews the Maine game

Saturday-Sunday, Dec. 11-12

Monson's postgame news conference from the Maine game

Fax On Demand

The University of Minnesota Fax on Demand "cell" numbers are listed below. Call the Big Ten Conference Communications Office at (847) 696-1010 for more information.
2210# Weekly release
2211# Team/individual statistics
2212# Rosters/schedule
2213# Stats from most recent game

Big Ten Championships

Minnesota is ranked third overall

GOLDEN GOPHER FOOTBALL

NOTES & OTHER STUFF

tallied eight tackles vs. Penn State two weeks ago. The record-breaking tackle was an assisted tackle with Sean Hoffman at the 6:31 mark of the third quarter on Penn State's Larry Johnson after a one-yard gain. His next tackle set the Minnesota career-record for tackles with 483 when he had a solo tackle that saved a touchdown on Penn State's Larry Johnson after a 22-yard gain at the 2:06 mark of the third quarter. He passed Peter Najarian's record of 482 (1982-85). Carter leads Minnesota with 127 tackles, 99 of them unassisted. He is the catalyst of one of the nation's top defenses. Carter's 397 unassisted tackles in his career is the second-most by any player in Division I history. The NCAA Division I all-time solo tackles leader is Greg Garnica of Ball State University who tallied 401 during his career (1986-89). Carter already is the Big Ten's all-time leader in this category.

Carter Named Finalist For Thorpe Award: Tyrone Carter was named one of three finalists for the Thorpe Award honoring the nation's top defensive back on Nov. 22. Carter joins Deon Grant of Tennessee and Brian Urlacher of New Mexico. The award winner will be announced at the ESPN Home Depot College Football Awards Show on Thursday, Dec. 9, at Disney's Wide World of Sports complex in Orlando, Fla. The formal presentation of the award will take place Feb. 17, 2000, in Oklahoma City.

Carter Named Finalist For Bronko Nagurski Award: Tyrone Carter was named one of five finalists for the Bronko Nagurski Trophy which recognizes the top defensive player at any position in college football. Carter is the only defensive back in the group. He joins LaVar Arrington and Courtney Brown of Penn State, Corey Moore of Virginia Tech and Corey Simon of Florida State.

Carter Named Semi-finalist For Defensive Player of the Year Award: Tyrone Carter was named a semifinalist for the Football News Defensive Player of the Year Award. Carter, the all-time tackling leader for defensive backs in Division I history, joins 14 other players as a semifinalist.

Mason Named National Coach of the Year: Head Coach Glen Mason was named the *Football News* National Coach of the Year award on Nov. 30. Mason beat out Frank Beamer of Virginia Tech, June Jones of Hawaii, Steve Logan of East Carolina and Tyrone Willingham of Stanford, who were the other finalists.

GOLDEN GOPHERS SCORE BIG IN CONFERENCE HONORS

Minnesota scored big in the conference postseason honors department. The four first team selections was the most since 1978. In addition, Minnesota had a total of 13 players honored this year (four first team, two second team and seven honorable mention), the most since 13 players were honored in 1986.

	Media Selections	Coaches Selections
First Team	Tyrone Carter, DB Thomas Hamner, RB Karon Riley, DE	Tyrone Carter, DB Thomas Hamner, RB Ben Hamilton, OL
Second Team	Ben Hamilton, OL John Schlecht, DT	Karon Riley, DE John Schlecht, DT Willie Middlebrooks, DB
Honorable Mention	Willie Middlebrooks, DB Adam Haayer, OL Alex Haas, TE Sean Hoffman, LB Dan Nystrom, PK Dyron Russ, DT	Adam Haayer, OL Billy Cockerham, QB Alex Haas, TE Sean Hoffman, LB Dan Nystrom, PK Dyron Russ, DT Ron Johnson, WR
Dave McClain Coach of the Year	Glen Mason	

more...

Check This Out

with 18 Big Ten football team titles. Michigan leads the way with 39 league crowns, followed by Ohio State with 28. A complete listing of Big Ten titles by school follows:

1. Michigan 39
2. Ohio State 28
3. MINNESOTA 18
4. Illinois 14
5. Wisconsin 11
6. Iowa 9
7. Purdue 7
- Northwestern
Chicago
10. Michigan State 6
11. Indiana 2
12. Penn State 1

AND THE WINNER IS:

The University of Minnesota football program has charted a 578-400-44 (.586) overall record heading into the 66th annual Sun Bowl vs. Oregon.

6 National Titles	18 Big Ten Titles
1934	1900
1935	1903
1936	1904
1940	1906
1941	1909
1960	1910
	1911
	1915
	1927
	1933
	1934
	1935
	1937
	1938
	1940
	1941
	1960
	1967

GOLDEN GOPHER FOOTBALL

NOTES & OTHER STUFF

Hamner Named First Team All-Big Ten: Thomas Hamner was named a consensus pick for the All-Big Ten first team. A second team pick last year, he is the first Golden Gopher running back to notch the honor since Chris Darkins was named in 1994.

T-Ham Runs For A Grand: Thomas Hamner surpassed the 1,000-yard plateau for the first time in his career against Purdue when he rushed for 166 yards. He finished the regular season with 1,362 yards. The senior running back is having an exceptional year. He rushed for 100-plus yards in five consecutive games (Oct. 2-Oct. 30), breaking a school record held by Paul Giel (1951-53), but had that streak ended vs. Penn State. With seven 100-yard games this year, Hamner is tied with Darrell Thompson for the record for the most 100-plus yard games in a season, with seven, which Thompson accomplished twice in four seasons (1986, 1989).

Mr. Consistency: Thomas Hamner has been one of the most consistent running backs in the Big Ten this season and has steadily climbed in the Minnesota's record book. His solid play, coupled with an improving offensive line, is why Minnesota is ranked 11th in the nation in rushing offense. He is second in the Big Ten in rushing with 123.8 yards per game, which is 12th in the nation. An excellent receiver as well, he is second in the Big Ten and is 14th in the nation in all-purpose yardage with 150.9 yards per game, and has averaged 7.1 points per game. Hamner has 15 career 100-plus yard games, and that ranks him second all-time behind Darrell Thompson's 23 (1986-89).

Climbing The Charts: Hamner is the first Golden Gopher to rush for over a 1,000 yards in a season since Chris Darkins tallied 1,443 in 1994. The 1,443 mark by Darkins is the school's single-season record. Hamner trails that mark by just 81 yards. He is the seventh player in school history to break the 1,000 yard barrier. Hamner had a career-high 60-yard TD vs. Purdue, capping a game in which he rushed for 166 yards on 20 carries (8.3). He was honored as Big Ten co-Offensive Player of the Week (along with Wisconsin's Nick Davis) for his efforts following the 35-0 Golden Gopher win over UL Monroe earlier this season. Hamner, who received the honor for the first time in his career, registered a then career-high in rushing with 174 yards and three TDs. The Doak Walker Award nominee carried the ball on all 11 plays of the Golden Gophers' 63-yard scoring drive in the fourth quarter. "T Ham," who has led the Golden Gophers in rushing every year he has been at Minnesota (883 yards in 1996, 663 yards in 1997, 838 yards in 1998), is ranked second on the all-time U of M rushing list with 3,746, trailing Darrell Thompson's 4,654 yards (1986-89). Hamner is ranked second on the all-time school list with 862 career rushing attempts and third with 4,292 career all-purpose yards. Hamner's 78 points this season ties him for second for points in a season, 12 points behind kicker Dan Nystrom, who set the new record this season with 90 points.

Dynamic Duo: Hamner and Cockerham form one of the most explosive rushing combinations in the country (minimum of 9.1 carries each per game). They lead the nation in combined rushing yards for a backfield duo with a total of 2,167 yards for an average of 197.0 yards per game. Hamner has 1,362 yards on 288 carries, while Cockerham has 805 yards on 156 carries. Hamner and Cockerham are both ranked in the top 10 in the Big Ten in rushing with Hamner second (123.8) and Cockerham ninth (73.2).

Running In Pairs: Cockerham and Hamner each ran for over 100 yards vs. Indiana, marking the second time (@Illinois) this season Minnesota has had two rushers in the same game tally more than 100 yards each. The last time that happened was in 1980 when Marion Barber had 162 yards and Gary White had 103 yards vs. Illinois (11/1/80) and Barber had 118 yards and Duane Gregory had 128 yards vs. Northwestern (10/4/80). The last time that Minnesota had three games in a season with a pair of 100-yard rushers was in 1972. John King and Bob Morgan had 174 and 127 yards respectively vs. Indiana (9/16/72). King and Doug Beaudoin had 173 and 135 yards respectively vs. Iowa (10/23/72) and King, Beaudoin and Morgan had 188, 157 and 133 yards respectively vs. Northwestern (11/11/72).

"T" Taking Care of the Ball: Thomas Hamner does an excellent job of protecting the football. He is third in the nation amongst running backs with 500 or more career touches for lowest fumble ratio. Hamner's ratio is 1:184. He trails Darren Davis of Iowa State at 1:240 and Travis Prentice of Miami (Ohio) at 1:547. Hamner has just five fumbles in his career in 922 career chances (carries, receptions, returns). In the past two seasons, he has just two fumbles in 529 chances for a 1:265 ratio.

more...

Check This Out

MINNESOTA'S 1999 BIG TEN PLAYER OF THE WEEK HONOREES

Sept 12 - Offensive Player of the Week: Thomas Hamner - 174 yards, 33 carries, 3 TDs in 35-0 win over UL-Monroe.

Oct. 3 - Defensive Player of the Week: Sean Hoffman - career-high 10 tackles (7 solo), school record six tackles for loss and a sack in 33-14 win over Northwestern.

Nov. 7 Offensive Player of the Week: Billy Cockerham - 14 of 24 for a career-high 277 yards and 2 TDs, rushed for 44 yards and 1 TD in 24-23 upset win over No. 2 Penn State.

Nov. 7 Special Teams Player of the Week: Dan Nystrom - kicked game-winning field goal in 24-23 win over No. 2 Penn State; was 2-for-2 on FGs (27, 32).

Nov. 14 Special Teams Player of the Week: Dan Nystrom - tallied 14 pts, 3-for-3 FGs (51, 25, 24) and 5-for-5 on PATs; 51-yard FG set school record for longest FG by a freshman, points by a kicker, points in a season, marked first time in Minnesota history that a person has won the award on back-to-back weeks.

Nov. 21 - Defensive Player of the Week: Tyrone Carter - season-high 16 tackles (14 solo), No. 2 all-time in solo tackles in NCAA history

GOLDEN GOPHER FOOTBALL

NOTES & OTHER STUFF

Oh What A Play!: The Billy Cockerham to Ron Johnson to Arland Bruce 27-yard tipped pass on fourth and 16 that set up Dan Nystrom's game-winning field goal vs. Penn State, was named the Compaq College Football Play of the Week.

Minnesota/Penn State Game Sets Record: The Golden Gophers upset of the Nittany Lions was the most watched game in ESPN2 history. The game posted a 2.1 rating, which translates to 1.37 million households.

Oh So Close: Minnesota's three losses this season have come by an average of 3.7 points. In fact, five of Minnesota's last six losses dating back to last season, have come by five points or less, with three of the games being decided by three points or less (15-10 vs. Michigan, 20-19 @Indiana, 20-17 (ot) vs. Wisconsin, 20-17 vs. Ohio State, 33-28 vs. Purdue). The lone double-digit loss in that span was a 26-7 loss to Wisconsin at Camp Randall Stadium on Nov. 7, 1998. Minnesota has also had a couple of close wins in that span. They had a one point win over Michigan State (19-18) last season to go with the one point victory (24-23) over the Nittany Lions on Nov. 6 and a four point win at Iowa on Nov. 20.

Quick Start: En route to its 8-3 record this season, Minnesota has outscored its opponents by a 348-172 margin, including a 189-104 margin in the first two quarters. The Golden Gophers have scored first in six of the 11 games, and have trailed only three times at halftime (10-7 Purdue), (14-9 Penn State), (21-10 Iowa), and three times entering the fourth quarter (19-7 Purdue), (17-15 Penn State), (21-15 Iowa).

You Don't Say: The 172 points allowed (15.6 per game) by the Golden Gophers in 1999 is the lowest point total in a season since Minnesota allowed 106 (10.6 per game) points in 1967. That 1967 team was coached by Murray Warmath and posted an 8-2 record, and were Big Ten Co-Champions.

Dynamite D: Defensive Coordinator David Gibbs' attacking team defense has been one of the keys to Minnesota's resurgence. The Golden Gophers have improved dramatically since Head Coach Glen Mason put Gibbs in charge of the defense. The Minnesota defense is ranked third in the Big Ten and 20th in the nation in total defense (313.4). The U of M is second in the Big Ten and tied for eighth in the nation in scoring defense (15.6), first in the Big Ten in pass defense (174.6) and second in the Big Ten and eighth in the nation in pass defense efficiency (98.3).

Cockerham Breaks QB Touchdown Record: Senior quarterback Billy Cockerham broke the school record for rushing touchdowns in a season by a quarterback when he tallied two vs. Indiana to give him 10 for the season. The previous record was held by Rickey Foggie and Sandy Stephens who each tallied nine rushing TDs in a season. Foggie in 1985, Stephens in 1960. Cockerham also broke Foggie's quarterback rushing record with his 111 yards on 19 carries performance. He has 805 yards on the year, surpassing Foggie's mark of 647 yards on 145 carries, set in 1984.

The "Red Zone": The Golden Gophers have scored 27 touchdowns in 46 trips into the "Red Zone" (the 20-yard line on in) this season, or 59 percent of the time. Minnesota has scored 18 of their last 19 times in the Red Zone, with 11 TDs in that span.

Well Ain't That Special: Outstanding special teams play has become a trademark of the Golden Gopher program under Coach Glen Mason. Special teams play contributed directly to four touchdowns and a safety for Minnesota in 1998, and the Golden Gophers have already blocked three punts in 1999 that have produced two safeties and a touchdown. The punt return unit has a 74-yard punt return for a TD to its credit as well. Luke Levenson notched that return vs. Illinois and it was the third-longest in school history. The school record of 80 yards was set by Bill Crockett vs. Nebraska in 1964.

These Guys Are Special: Sophomore free safety Delvin Jones and junior cornerback Trevis Graham, are also big play, special teams performers for the Golden Gophers. In the win over UL Monroe, Graham blasted through to block an Indians' punt early in the second quarter. Redshirt freshman running back Tellis Redmon took it out of midair and ran 15 yards for a touchdown and a 21-0 Golden Gopher lead. Graham also blocked a punt at then top-ranked Ohio State in 1998 that sailed out of the end zone for a safety. He also recovered a fumble in the end zone for a touchdown after a botched Michigan punt last season. Jones blocked an Ohio punt in the 1999 season opener that flew out of the end zone for a safety and a 16-7 Golden Gopher lead, early in the second quarter. It also marked Jones' second career blocked punt (1998 vs. Memphis, which Graham scooped up and returned for a touchdown). Jones also recovered a fumble midway through the

MINNESOTA IN THE POLLS:

	AP	ESPN/USA Today
Preseason	NR	NR
Aug. 30	NR	NR
Sept. 7/6	NR	NR
Sept. 14/13	NR	NR
Sept. 21/20	RV	NR
Sept. 28/27	RV	NR
Oct. 4/3	25	NR
Oct. 11/10	NR	NR
Oct. 18/17	24	25
Oct. 25/24	RV	RV
Oct. 31/Nov. 1	RV	RV
Nov. 8/7	20	21
Nov. 15/14	17	18
Nov. 22/21	13	14
Nov. 29/28	13	13
Dec. 5	12	12

BOWL NOTES

- Minnesota is 2-3 in bowl games, including a 1-1 record vs. teams from the Pac-10.
- Minnesota and Oregon have played in three common bowls; Rose Bowl, Liberty Bowl and the Independence Bowl.
- Oregon has an 9-3 all-time record vs. Big Ten teams, including an 0-3 record in bowl games.
- Minnesota has a 23-20-2 record vs. Pac-10 teams, including a 1-1 record in bowl games.
- This is Minnesota's first appearance in the Sun Bowl. Oregon appeared in the 1963 Sun Bowl and defeated SMU 21-14.
- This is Minnesota's first appearance in a bowl game since 1986 (Liberty Bowl). Oregon is appearing in its sixth consecutive bowl and its 14th overall.
- The team's don't have a common opponent. Oregon lost at Michigan State, 27-20, on Sept. 2. Minnesota is 4-3 vs. MSU's and UM's common opponents.

GOLDEN GOPHER FOOTBALL

NOTES & OTHER STUFF

fourth quarter after a botched Ohio punt attempt that led to a Golden Gopher touchdown three plays later and the final points in the 33-7 win. In the Northwestern game, redshirt freshman Mike Lehan blocked a punt that was kicked out of the end zone for a safety. He also picked off a Northwestern pass and returned it 45 yards to help seal the victory. Senior Luke Braaten caused a fumble on a kickoff vs. Indiana and recovered it as well, setting up a Dan Nystrom field goal.

Billy Ball: Senior quarterback Billy Cockerham is having an excellent final season. In the win over Penn State, Cockerham set a new career mark in passing with 277 yards (14-24) through the air and two TDs. He is a dangerous threat on the ground or in the air. He is averaging 73.2 yards per game rushing, 5.2 yards per carry with 10 TDs. In the air, Cockerham is averaging 166.7 yards per game with 12 TDs and is completing 53.6 percent of his passes (239-128-8).

Golden Gophers Set School Sack Record: Under the direction of defensive coordinator David Gibbs, Minnesota's defense has been successful in putting pressure on the opposing quarterbacks the past three seasons. They set a new school record for sacks in a season with 43 sacks, after they notched five vs. Iowa. That broke the previous school record of 41 sacks in 1997. To put that into perspective, Minnesota had just eight sacks for the entire 1996 season — the year before Glen Mason's arrival — and only 12 sacks in 1995.

Sack Attack — Part Two: Junior defensive end Karon Riley, a transfer from SMU, and junior linebacker Ben Mezera key the Golden Gophers' sack attack. Riley's 16 sacks led the Big Ten this year. His 16 sacks this season puts him second on the all-time school single-season list and third on the all-time career sacks list. He tied the single-game school record twice this season with three sacks vs. Iowa and UL-Monroe. Riley needs three sacks to pass former Golden Gopher All-American Lamanzer Williams as the single-season sack leader. Williams racked up 18.5 sacks in his senior season of 1997.

More Sacks: Junior linebacker Ben Mezera has moved into second-place on the all-time school records list with 20 career sacks after notching one at Iowa. He now has 12 sacks this season, which is third in the Big Ten. Mezera is eighth in the Big Ten in tackles for loss with 17. Senior linebacker Sean Hoffman had his fourth sack of the season vs. Iowa and 11th all-time, putting him fifth on the all-time career list. Junior defensive tackle John Schlecht tallied his 10th career sack against Wisconsin to move into a tie for seventh-place on the school's career sack list.

Riley Named Top 10 Transfer By *Sports Illustrated*: Junior defensive end Karon Riley was named one of the nation's top 10 transfers by *Sports Illustrated* magazine. Riley, the Big Ten's sacks leader with 16, is also third in tackles for loss (23). He joined the Golden Gophers after two seasons at SMU.

They Keep On Going and Going...: Four Golden Gopher seniors have demonstrated remarkable durability and consistency during their careers. Tyrone Carter, Thomas Hamner, Luke Leverson and punter/holder Ryan Rindels have never missed a game, appearing in 46 straight contests for the U of M heading into the Sun Bowl.

A Full-Time Guy: Senior Derek Rackley is doing it all both on and off the field in 1999. In addition to working full-time in sales at General Mills, the Apple Valley, Minn., native is a three-year letterwinner at long snapper for the Golden Gophers. A former quarterback, the backup tight end caught his first career pass in the win over Illinois State. The 44-yard reception in the first quarter set up Thomas Hamner's two-yard TD run on the very next play which gave the Golden Gophers a 14-0 lead.

Coming At You In Waves: The Golden Gophers' receiving corps is a deep and talented group. Led by sophomore Ron Johnson, an honorable mention All-Big Ten selection, with 36 receptions for 520 yards and five TDs, a total of 14 different players (eight wide receivers) have caught passes for the Golden Gophers this season. Six players have more than 100 yards receiving and five different players have scored receiving touchdowns. In addition, 10 players are averaging more than 10 yards per catch and the team is averaging 14.6 yards per reception.

Getting His Kicks: Freshman kicker Dan Nystrom is establishing himself as one of the top kickers in the country. The pure freshman has had an unbelievable season and was rewarded with honorable mention All-Big Ten honors. On his very first collegiate attempt, true freshman place-kicker Dan Nystrom tied the school freshman record (Paul Rogind vs. Ohio State in 1976) with a 49-yard field goal in the season opener vs. Ohio. He broke his own record with the 51-yarder vs. Indiana. He has now set the U of M single-season scoring record and the freshman scoring record by a kicker with 90 points, which puts him in a tie for 26th in the nation in scoring at 8.2 points per game. Nystrom had a big game vs. Illinois when he hit three-of-three field goals (26, 24, 20), marking the first time a freshman kicker had notched three field goals in a game since Lohmiller hit three kicks (40, 36, 34) vs. Iowa in 1984, in the last game of his freshman season. Nystrom equaled that again with three field goals vs. Indiana and vs. Iowa. He tallied nine points on three field goals and a pair of conversions vs. Iowa. Nystrom is 17-of-21 on the year, which breaks Lohmiller's freshman kicking record for field goals of 11 set in 1984. Nystrom is 39-of-40 on extra point conversions.

What a Streak: Dan Nystrom broke the school record for consecutive field goals when he hit three straight at Iowa to raise his streak to 13 straight, breaking Chip Lohmiller's record of 10 consecutive set in 1985. His 17 field goals this season is just one short of Paul Rogind's school record of 18 in a season set in 1977.

Super Frosh: Dan Nystrom was named one of the nation's top 10 pure freshman by *Sports Illustrated* magazine. Nystrom has set numerous kicking and scoring records in his first season as a Golden Gopher. He is ranked seventh in the Big Ten and tied for 26th in the nation in scoring at 8.2 points per game.

GOLDEN GOPHER FOOTBALL

NOTES & OTHER STUFF

The Streak: With the 55-7 win over Illinois State, Minnesota has now won six straight non-conference games over the past two seasons. That marks the program's best non-conference winning streak since the U of M reeled off 15 straight non-league victories from 1944-49.

Pretty Good Company: Tyrone Carter is attempting to become the first repeat All-America choice in school history since Bobby Bell (1961 & 1962). A member of the College Football Hall of Fame, Bell also charted a storybook professional career with the Kansas City Chiefs.

That's A Record: Tyrone Carter is already the all-time school record holder with 397 career solo tackles. He surpassed Peter Najarian's (1982-85) previous school record of 237 career solo stops against Ohio State last season.

This Guy's Something Else: One of the country's most exciting players, All-American Tyrone Carter has now reached double digits in tackles in 26 of the past 31 games for the Golden Gophers. He had a season-high 16 tackles vs. Iowa.

He Does It All: Tyrone Carter does it all for the Golden Gophers. In addition to being the leader of the Golden Gopher defense, he has been a record-breaking kickoff returner throughout his career, and is also a member of the team's kick coverage unit.

T.C. Breaks Another Record: Tyrone Carter has added three more school records to his ever-growing list of accomplishments at Minnesota. He had 110 yards in punt returns in the win over UL Monroe to break the previous single-game school record of 108 yards set by Bob Thompson vs. Purdue in 1950. The ever-dangerous Carter was close to breaking it all the way on a couple of occasions. With seven punt returns against both UL Monroe and Illinois State, he also tied the single-game school record (Rodney Heath vs. Kansas State and Pacific in 1994; teammate Luke Levenson vs. Michigan State in 1998). He has 356 yards in punt returns this season, breaking the single-season school record of 305 yards set by Rick Upchurch in 1973. Carter is ranked fourth in the Big Ten and 23rd in the nation with a 11.9 average on punt returns.

"Touchdown Tyrone": Nicknamed "Touchdown Tyrone" after scoring 23 TDs during his final prep season at Ely High School in Pompano Beach, Fla., Tyrone Carter made his first collegiate start a memorable one in a two-point win over the Donovan McNabb-led Syracuse Orangemen in 1996. Carter returned two fumbles for touchdowns in the game to set an NCAA single-game record in front of a national television audience on ESPN2. With a kickoff return and a fumble return for touchdowns in 1998, the multi-talented strong safety, who terrorizes opposing offenses, has now scored four TDs during his collegiate career.

Don't Tell Me There's More!: Tyrone Carter has already racked up an amazing 511 total tackles during his career to rank first on the all-time Minnesota career list, passing Peter Najarian's mark of 482 tackles, which once thought to be unreachable. Carter, who had a career-high 23 tackles at Iowa in the 1997 season finale, had 158 total tackles in 1998 which ranks second on the all-time U of M list behind Bill Light's single-season school record 172 tackles set in 1970. With 127 solo tackles in 1998, he also topped his own single-season record of 116 solo stops set in 1997. Carter's eight sacks last season ranks fourth on the all-time school single-season list behind Ben Mezera (12), Karon Riley (16), this year, and Lamanzer Williams, who set the school record with 18.5 sacks in 1997 en route to earning All-America honors. His nine career sacks also puts him into a tie for 10th place on the all-time career list.

Am I Seeing Double?: At one point vs. Wisconsin, it looked like there were two Tyrone Carters on the field, as sophomore free safety Delvin Jones, had a Carter-like performance vs. the Badgers. Jones led the team with 18 tackles, including 14 solo. He is now second on the team behind Carter (127) with 95 tackles, 74 of them unassisted. He followed that game with another stellar performance at Illinois, making seven tackles, five solo, breaking up a pass, intercepting a pass and recovering a fumble. He has had 10 or more tackles in five of the past seven games.

Center of Attention: Junior center Ben Hamilton has started 31 of the past 32 games over the past three seasons for the Golden Gophers and has been a dominating force blocking in the middle. The All-Big Ten first team selection is one of 16 players named to the Outland Trophy (best interior lineman in college football) "Watch List." He was dominant in the season-opening win over Ohio University with an incredible nine knockdown blocks. For the season he has 66 knockdown blocks. In addition to not having a penalty called against him as a sophomore in 1998, he also allowed only one sack and had 43 knockdown blocks to his credit. The son of former Minnesota Vikings' offensive lineman Wes Hamilton, he earned honorable mention All-Big Ten honors his first two seasons. It's no secret that Hamilton is one of the best centers in the nation.

The "O" Line: The offensive line has done a solid job in 1999. There have been a few players banged up, but others have stepped forward and played well. With Ben Hamilton on the sidelines for the Illinois State game with a knee injury, sophomore Akeem Akinwale stepped into the starting lineup for the first time in his career and played well. Senior right tackle Josh Rawlings, sophomore right guard Ryan Roth, senior left guard Pat Hau, junior left tackle Adam Haayer, senior tight end Alex Hass and sophomore tight end Zach Vevea, have joined Hamilton and Akinwale to help the offense put up some good numbers. The line has done an excellent job of protecting the passer, allowing just 17 sacks on the year, which is the second fewest in the conference. That 17 sacks allowed thru 11 games (1.5) compares to last year when the team allowed 48 sacks (4.4) and 1997 when they also allowed 48 for 12 games (4.0).

Burns Steps In: Sophomore offensive tackle Derek Burns stepped in at left offensive tackle during the Wisconsin game for the injured Pat Hau. Burns played very well in his first start and has started seven straight games. Minnesota has run the ball successfully behind the left side all year long.

Osei You Say?: Sophomore linebacker Astein Osei, who filled in as a starter for the injured Justin Hall vs. Wisconsin, responded with a seven-tackle performance that included three tackles for loss and a sack. Osei is ninth on the team with 38 tackles.

GOLDEN GOPHER FOOTBALL

NOTES & OTHER STUFF

Poole Sees Action: Junior linebacker Curtese Poole, a projected starter before the season, who has been hobbled by injuries all year and has played in only five games, came into the Indiana game for Osei, when he sprained his knee. Poole, seeing his first extended action since the Northwestern game, added some team speed and was crucial in slowing down Antwan Randle El. Poole was on the field for a season-high 45 plays. Poole followed that with his second start of the year vs. Iowa and was in on 71 plays with five tackles and a pass breakup. Poole will have surgery on his knee following the season.

Wyrick Rebounds In Style: Senior cornerback Jimmy Wyrick has rebounded from his foot injury that kept him out all of 1998. Wyrick was used as a backup for the first three games of the year, before gaining his first start of the year vs. Northwestern. He made a big impact right away, when he picked off a Northwestern pass and returned it 54 yards to set up a Minnesota score. His 61-yard interception return for a TD clinched the Minnesota win over Indiana. He has started six of the last eight games, including the last four.

What A Rush!: Minnesota ranked fourth in the Big Ten and 13th in the nation by allowing just 103.7 yards per game on the ground during the 1998 season. That's the lowest since 1962 when the Golden Gophers set the single-season school record by allowing opponents just 52.2 yards per game on the ground. Minnesota is ranked sixth in the Big Ten and 47th in the nation allowing an average of 138.7 yards per game.

What A Rush! — Part Two: Minnesota has made dramatic improvements in its rushing defense the last three seasons. In 1997 the Golden Gophers ranked fifth in the Big Ten and 51st in the nation in rushing defense by allowing 138.6 yards per game on the ground. In contrast, Minnesota ranked 11th in the Big Ten and 104th in the nation in 1996 — the year before Glen Mason's arrival at Minnesota — by allowing a whopping 246.5 yards rushing per game.

Like Father, Like Son: Sophomore wide receiver Ron Johnson leads the team with 36 receptions for 520 yards and five TDs. He broke his career-high for receiving yardage with six catches for 108 yards and a TD vs. Indiana. He is emerging as one of the top young receivers in the Big Ten. He has scored a TD in four consecutive games. Johnson, who had a career-high nine receptions for 100 yards at Wisconsin last fall, set freshman single-season school records with 38 receptions and four receiving TDs in 1998. The previous records of 24 receptions and three TD receptions were set by Ryan Thelwell in 1994. With 395 receiving yards, Johnson narrowly missed Thelwell's freshman record of 406 receiving yards. He is the son of Ron Johnson Sr., who earned two Super Bowl rings (1978 and 1979) as a cornerback for the NFL's Pittsburgh Steelers.

Fargo Flash: Junior linebacker Sean Hoffman of Fargo, N.D., an honorable mention All-Big Ten selection, who ranked third on the team in 1998 with 76 tackles, is ranked third on the team this season behind Tyrone Carter (127) and Delvin Jones (95) with 75 tackles. He has 11 career sacks to rank fifth on the all-time list at Minnesota. Hoffman batted down what could have been the winning TD pass for Iowa on the last play of the game in the end zone to give Minnesota its eighth win. He was named the Big Ten Defensive Player of the Week on Oct. 4, when he had 12 tackles, including a school-record six tackles for loss, against Northwestern. He also caused a fumble and had a sack. Hoffman had a career-high 13 tackles vs. Michigan last season. That included a sack and a forced fumble against the Wolverines. He had a sack, a pass breakup and his fourth career interception that set up a TD in the 49-7 win over Iowa in the 1998 season finale. That was his team-leading third "pick" of the season. He turned in another fine game at Wisconsin last season with 10 tackles, which included two tackles for loss and a sack, to go along with his third career interception. Hoffman recorded his second career interception in the win over Memphis on Sept. 19. He collected his first career interception in the 1997 season opener at Hawaii. Hoffman was also third on the team in 1997 with 101 total tackles en route to earning *The Sporting News* Freshman All-America first-team honors. A tough, hard-nosed player, he was also tied for the team lead with three fumble recoveries in 1997.

Diamond In The Rough: Junior defensive tackle John Schlecht has proven to be a real find for the Golden Gophers. The consensus All-Big Ten second team selection has 10 career sacks at the U of M. Schlecht is tied for sixth on the all-time school records list. He is currently ranked second on the team and is tied for fourth in the Big Ten with 20 tackles for loss. The transfer from Division II St. Cloud (Minn.) State, where he was named the team's Freshman of the Year in 1996, walked-on to the U of M in 1997. A native of White Bear Lake, Minn., he not only earned a scholarship with his outstanding play, but he started every game of the 1998 season and had 46 tackles. He finished 1998 ranked second on the team both in tackles for loss and sacks with 11 and six, respectively. Schlecht racked up a career-high 11 tackles vs. Wisconsin, including three for loss with one sack. Schlecht is fourth on the team with 74 tackles this season.


Middlebrooks Shines: Sophomore Willie Middlebrooks, who was a second team All-Big Ten selection, is an emerging star at cornerback for the Golden Gophers. Midway through the second quarter vs. UL Monroe, he intercepted a pass and returned it 26 yards for a touchdown to give the Golden Gophers a 28-0 lead. It was his third career interception. In last season's win at Houston, he had six tackles, forced a fumble, broke up a pass and then put the game on ice with an acrobatic interception with 32 seconds remaining. Ranked sixth on the team with 51 tackles in 1998, he also tied for second on the team with two interceptions and was fourth with five pass breakups. He leads the team and is third in the Big Ten in 1999 with 17 pass breakups.

Well Fargo Sun Bowl Ticket Information: Minnesota fans can purchase tickets through the Athletic Ticket Office at (612) 624-8080 or 1-800-UGOPHER. The tickets are \$35 each with a \$5 per order handling charge per order.

Bowl Game Seating Priority: Current season ticket holders and new season ticket holders who sign up for 2000 season tickets before Dec. 31, will have bowl game priority and can place orders for tickets right now. New season ticket holders can lock in 2000 season tickets at 1999 prices, if they put a \$50 deposit down now. The season ticket price now is \$126, it will jump to \$144 after Dec. 31, 1999.

Alumni Association Sun Bowl Tour: The University of Minnesota Alumni Association, among others is sponsoring a U of M Bowl Game Tour. For the information on their packages call 1-877-GO-4-BOWL (464-2695) or check out their web site at www.umaa.umn.edu for the latest news.

GOLDEN GOPHER FOOTBALL



Tyrone Carter

No. 22

Senior Strong Safety
5-9, 184
Pompano Beach, Fla.

*** BRONKO NAGURSKI AWARD FINALIST ***
*** JIM THORPE AWARD FINALIST ***
*** 1999 FIRST TEAM ALL-BIG TEN ***

One of the nation's premier players • named first-team All-America on the *Football News*, *The Sporting News*,

AFCB/Burger King, *College Sports News* and *CBS Sportline* All-America lists • named as a semifinalist for the *Football News*' Defensive Player of the Year award • became the first Golden Gopher since Darrell Thompson ('89) to be named to the Playbo's preseason All-America team • became the first Golden Gopher since Bobby Bell ('61 & '62) to earn back-to-back first-team All-America honors • ranks first in the Big Ten in tackles among defensive backs • broke Pete Najarian's all-time school record for tackles with 511 career stops • ranked first in the nation in total tackles among active Division I-A defensive backs • broke Mike Staid's (Tulane, 1991-94, 481 tackles) all-time record for tackles among defensive backs with his seventh of eight tackles in the third quarter of Minnesota's 24-23 victory over Penn State • already owns the U of M school record with 397 career solo tackles • ranks second on the Division I-A all-time solo tackles list • durable performer who has never missed a game during his career, appearing in 45 consecutive contests • has tallied double digits in tackles in 26 of the past 31 games • had a season-high 16 tackles against Iowa earning him

Tyrone Carter's Career Defensive Stats

Year	G	Solo	Ass't	Tot.	T/L	Int.	PBU	FR	Sack
1996	11	55	28	83	0/0	1	1	3	0/0
1997	12	116	27	143	0/0	1	6	0	0/0
1998	11	127	31	158	15/73	1	8	3	8/60
1999	11	99	28	127	4/10	0	2	1	1/2
Total	45	397	114	511	19/83	3	17	7	9/62


Carter's Career Kickoff Return Stats

Year	No.	Yds.	Avg.	Long	TD
1996	19	357	18.8	33 vs. Syracuse	0
1997	17	455	26.8	55 vs. Indiana	0
1998	13	347	26.7	86 vs. Ark. State	1
1999	15	261	17.4	28 vs. Wisconsin	0
Total	64	1,420	22.2	86 vs. Ark. State	1

Carter's Career Punt Return Stats

Year	No.	Yds.	Avg.	Long	TD
1999	30	356	11.9	36 vs. Indiana	0

the fourth Big Ten Defensive Player of the Week honor in his career • triple threat as a kick and punt returner • broke the school's single-season mark for punt return yards in a season with 356 • ranked 23rd in the nation with an average of 11.9 yards per punt return • set school single-game record with 110 punt return yards against UL Monroe • also tied the school record for most punt returns in a game with seven against both UL Monroe and Illinois State • consummate team player who is also on the Golden Gophers' kickoff coverage unit • nicknamed "Touchdown Tyrone" in high school, he has a real nose for the ball • has scored four touchdowns during his collegiate career (three fumble returns, one kickoff return).



Carter: Game-by-Game In '96

Opp.	Solo	Ass't	Tot.	T/L	Int.	PBU	FR	Sack
NE La.	1	2	3	0/0	0	0	0	0/0
BSU	0	0	0	0/0	0	0	0	0/0
Syr.	7	1	8	0/0	0	0	2	0/0
Purdue	6	3	9	0/0	0	0	0	0/0
NW	6	3	9	0/0	0	0	0	0/0
MSU	9	3	12	0/0	0	1	0	0/0
Mich.	2	3	5	0/0	0	0	0	0/0
OSU	5	5	10	0/0	1	0	0	0/0
Wis.	6	5	11	0/0	0	0	0	0/0
Ill.	2	1	3	0/0	0	0	1	0/0
Iowa	11	2	13	0/0	0	0	0	0/0
Total	55	28	83	0/0	1	1	3	0/0

Carter: Game-by-Game In '97

Opp.	Solo	Ass't	Tot.	T/L	Int.	PBU	FR	Sack
Hawaii	7	3	10	0/0	0	0	0	0/0
Iowa St.	5	2	7	0/0	0	1	0	0/0
Memphis6	2	8	0/0	0	0	0	0/0	
Houston12	3	15	0/0	0	0	0	0/0	
MSU	11	3	14	0/0	0	1	0	0/0
Purdue	5	0	5	0/0	0	1	0	0/0
PSU	11	0	11	0/0	1	0	0	0/0
Wis.	7	3	10	0/0	0	0	0	0/0
Mich.	11	3	14	0/0	0	0	0	0/0
OSU	8	1	9	0/0	0	2	0	0/0
Ind.	14	3	17	0/0	0	1	0	0/0
Iowa	19	4	23	0/0	0	0	0	0/0
Total	116	27	143	0/0	1	6	0	0/0

Carter: Game-by-Game In '98

Opp.	Solo	Ass't	Tot.	T/L	Int.	PBU	FR	Sack
Ark. St.	13	2	15	2/10	0	0	0	1/9
Houston12	4	16	2/6	0	0	1	0/0	
Memphis8	2	10	1/10	0	2	2	1/10	
Purdue	16	2	18	3/9	0	2	0	1/5
PSU	17	4	21	0/0	0	1	0	0/0
OSU	13	2	15	1/5	0	0	0	1/5
MSU	11	4	15	1/5	0	0	0	1/5
Mich.	10	2	12	2/12	0	2	0	1/11
Wis.	11	5	16	0/0	0	0	0	0/0
Ind.	8	2	10	1/10	0	0	0	1/10
Iowa	8	2	10	2/6	1	1	0	1/5
Totals	127	31	158	15/73	1	8	3	8/60

Carter: Game-by-Game In '99

Opp.	Solo	Ass't	Tot.	T/L	Int.	PBU	FR	Sack
Ohio	7	3	10	2/5	0	0	0	1/2
ULM	11	2	13	0/0	0	0	0	0/0
Ill. St.	5	1	6	1/2	0	1	0	0/0
NW	11	2	13	0/0	0	0	1	0/0
Wis.	9	5	14	0/0	0	0	0	0/0
Ill.	5	3	8	0/0	0	0	0	0/0
OSU	9	3	12	0/0	0	0	0	0/0
Purdue	11	4	15	0/0	0	0	0	0/0
PSU	6	2	8	0/0	0	0	0	0/0
Ind.	11	1	12	1/3	0	1	0	0/0
Iowa	14	2	16	0/0	0	0	0	0/0
Total	99	28	127	4/10	0	2	1	1/2

Carter's Single-Game Defensive Bests

Tackles: 23 at Iowa (11-22-97)
Solo: 19 at Iowa (11-22-97)
Pass Breakups: 2, four times, most recently vs. Michigan (10-31-98)
Fumbles Recovered: 2, two times, last vs. Memphis (9-19-98)

GOLDEN GOPHER FOOTBALL

What they're saying about TC...

"Pound for pound, Tyrone is as good a player as there is in college football."

*Minnesota Head Coach
Glen Mason*

"I think Tyrone Carter is as good a defensive player as we've ever played against since I've been here. I think he's just a great all-around player with all the things he can do on the football field."

*Penn State Head Coach
Joe Paterno*

"I don't know if I've seen a better defensive player in this league in a long, long time than Tyrone Carter. I marvel at the job he is doing. He is an outstanding football player who will certainly get my vote this year for the Thorpe Award."

*Ohio State Head Coach
John Cooper*

"Pound for pound, Tyrone Carter is one of the most remarkable defensive players in the country today."

*Bill Curry
ESPN Analyst*

"I've never seen a secondary guy make as many hits as he does."

*Wisconsin Head Coach
Barry Alvarez*

"He's like a fly because he's always around you. He is a great, great defensive back."

*Wisconsin running back
and Heisman Trophy
candidate Ron Dayne*

"Tyrone Carter is as good a football player as I've seen in a long time. He is outstanding. He has great instincts, great bursts and is a great tackler."

*Illinois Head Coach
Ron Turner*

"Tyrone Carter is as good of a defensive back as I've seen. We haven't played against anyone better. He's a next-level type player and always goes top speed. We've admired him all year."

*Ohio University Head
Coach Jim Grobe*

"He's a great football player who forces opposing teams into making mistakes. That's why he's an All-American."

*Illinois State Head Coach
Todd Berry*

All-Time Career Tacklers Among DBs

Name (School, Years)	Tackles (Solos, Assists)
1. Tyrone Carter (Minnesota, 1996-present)	511 (397 solos, 114 assists)
2. Mike Staid (Tulane, 1991-94)	481 (274 solos, 207 assists)
3. Omar Stoutmire (Fresno State, 1993-96)	458 (252 solos, 206 assists)
4. Rod Woodson (Purdue, 1983-86)	445 (320 solos, 125 assists)
5. Paul Haynes (Kent, 1987-91)	440 (236 solos, 204 assists)
6. William Bennett (Northwestern, 1992-95)	418 (244 solos, 174 assists)
7. DeMontie Cross (Missouri, 1994-96)	415 (249 solos, 166 assists)
8. Erwin Sampson (Duke, 1988-91)	415 (231 solos, 184 assists)
9. Don Rogers (UCLA, 1980-83)	405 (291 solos, 114 assists)
10. Ron Cortell (Colorado State, 1985-88)	404 (296 solos, 108 assists)

All-Time Solo Tackles - Any position

Name (School, Years)	Solo Tackles
1. Greg Garnica (Ball State, 1986-89)	401
2. Tyrone Carter (Minnesota, 1996-pres.)	397
3. Jim Collins (Syracuse, 1976, 1978-80)	389
4. Frank Lewandoski (N. Illinois, 1976-79)	379
5. Steve Cockerham (Akron, 1974-77)	375
6. Rick Razzano (Virginia Tech, 1974-77)	368
7. Dana Howard (Illinois, 1992-94)	360
8. John Offerdhal (W. Michigan, 1982-85)	359
9. Andy Spiva (Tennessee, 1976-79)	354
10. Brad Reese (Akron, 1978-81)	352
11. Mike Singletary (Baylor, 1977-80)	351

Carter's Assault on the School Record Book

Career Total Tackles Leaders

Player	Years	Tackles
1. Tyrone Carter	1996-pres.	511
2. Pete Najarian	1982-85	482
3. Bill Light	1969-71	395
4. Steve Stewart	1974-77	355
5. Parc Williams	1995-98	351
6. Russ Heath	1990-93	329
7. Bruce Holmes	1983-86	323
8. Joel Staats	1988-91	319
9. Justin Conzemius	1992-95	317
10. Glenn Howard	1978-81	308

Career Solo Tackles Leaders

Player	Years	Solos
1. Tyrone Carter	1996-pres.	397
2. Pete Najarian	1982-85	237
3. Parc Williams	1995-98	234
4. Sean Lumpkin	1988-91	203
Bill Light	1969-71	203
6. Steve Stewart	1974-77	179
7. Joel Staats	1988-91	177
8. Russ Heath	1990-93	170
Bruce Holmes	1983-86	170
10. Glenn Howard	1978-81	164

Career Sacks Leaders

Player	Years	Sacks
1. Lamazner Williams	1994-97	23.5
2. Ben Mezera	1997-pres.	20
3. Karon Riley	1999-pres.	16
4. Ben Williams	1988-91	13
5. Sean Hoffman	1997-pres.	11
6. Dennis Cappella	1990-93	10.5
7. John Schlecht	1998-pres.	10
Andy Kratochvil	1990-93	10
Skeeter Akre	1988-90	10
10. Tyrone Carter	1996-pres.	9
Anthony Bryant	1988-91	9
Gary Hadd	1984-87	9
Mike Sunvold	1987-90	9
14. Jon Michals	1996-pres.	7

Carter's Season/Game Records

Solo Tackles, Season 127 in 1998 (broke his own record of 116 set in 1997)
Kickoff Return Average, Season 26.8 in 1997 (also averaged 26.7 in 1998)
Fumble Returns for Touchdowns, Career 3
Fumble Returns for Touchdowns, Season 2 in 1996
Fumble Returns for Touchdowns, Game 2 vs. Syracuse (9-21-96) (also an NCAA & Big Ten record)
Punt Return Yards, Game 110 vs. UL Monroe (9-11-99)
Punt Returns, Game 7 vs. UL Monroe (9-11-99); Illinois State (9-18-99) (ties school record)
Punt Return Yards, Season 356 in 1999

GOLDEN GOPHER FOOTBALL

Cockerham: Game-by-Game In '97

Passing Statistics

	Att.	Com.	Yds	Pct.	TD	Int.
Hawaii	(Did not play)					
Iowa St.	1	1	8	1.000	1	0
Memphis	(Did not play)					
Houston	(Did not play)					
MSU	3	3	96	1.000	1	0
Purdue	7	4	78	.571	1	1
PSU	3	2	14	.667	0	0
Wis.	2	1	25	.500	0	0
Mich.	3	0	0	.000	0	0
OSU	4	1	11	.250	0	1
Indiana	(Did not play)					
Iowa	5	1	10	.200	0	0
Total	28	13	242	.464	3	2

Rushing Statistics

	Att.	Yds	Avg.	TD	Long
Hawaii	(Did not play)				
Iowa St.	4	9	2.3	0	5
Memphis	(Did not play)				
Houston	(Did not play)				
MSU	4	12	3.0	0	7
Purdue	11	56	5.1	0	15
PSU	4	14	3.5	0	14
Wis.	5	22	4.4	0	22
Mich.	8	-2	-0.3	0	7
OSU	7	15	2.1	0	5
Indiana	(Did not play)				
Iowa	2	5	2.5	0	4
Total	45	131	2.9	0	22

Cockerham: Game-by-Game In '98

Passing Statistics

	Att.	Com.	Yds	Pct.	TD	Int.
Ark. State	14	9	79	.643	0	0
Houston	30	15	186	.500	2	0
Memphis	14	9	145	.643	1	1
Purdue	11	5	71	.455	1	0
PSU	2	2	21	1.000	1	0
OSU	7	3	12	.429	0	1
MSU	9	5	77	.556	1	0
Mich.	20	6	83	.300	0	3
Wis.	29	13	161	.448	1	4
Indiana	21	16	176	.762	2	2
Iowa	23	9	139	.391	2	1
Total	180	92	1,150	.511	11	12

Rushing Statistics

	Att.	Yds	Avg.	TD	Long
Ark. State	15	65	4.3	0	18
Houston	12	-7	-0.6	0	11
Memphis	9	38	4.2	0	36
Purdue	12	9	0.8	0	9
PSU	3	10	3.3	0	20
OSU	6	22	3.7	0	8
MSU	5	30	6.0	0	25
Mich.	19	50	2.6	0	12
Wis.	8	-4	-0.5	0	17
Indiana	25	41	1.6	0	9
Iowa	13	57	4.4	2	18
Total	127	311	2.4	2	36

Billy Cockerham

No. 5

Senior Quarterback

6-1, 217

Clayton, Calif.



Two-year starter at quarterback • talented all-around athlete who possesses outstanding speed and quickness • runs the 40 in 4.5 seconds • was named honorable mention All-Big Ten • earned his first career Big Ten Offensive Player of the Week honor when he threw for a career-high 277 yards and accounted for a rushing and two passing touchdowns in the Golden Gophers' 24-23 win over No. 2 ranked Penn State • became the only Golden Gopher quarterback to rush for 100 yards four times in a season when he rushed for 122 yards in 25-21 victory over Iowa • set the school record for most rushing TDs by a quarterback in a season with 10 • also set the school single-season rushing record for a quarterback with 805 yards • had a career day against Illinois State, throwing for 218 yards and running for a career-high 156 yards to finish with a career-high 374 yards of total offense • also set a career-high with 18 completions and tied a career-high with two passing and two rushing touchdowns vs. the Redbirds • threw an 89-yard scoring strike, the longest pass play for the Golden Gophers since 1992 and the longest of his career, to Antoine Henderson against Ohio University • is fourth on the school's all-time touchdown passes list with 26 • is seventh on the school's all-time total offense list with 4,480 yards • is eighth on the school's all-time list for completions (233) and passing yards (3,226) • broke the school's single-season record for total offense with 2,639 yards • the 128 completions this season is the 10th best in school history.

Cockerham: Game-by-Game In '99

Passing Statistics

	Att.	Com.	Yds	Pct.	TD	Int.
Ohio	23	14	212	.609	1	0
ULM	15	4	36	.267	0	2
Ill. St.	22	18	218	.818	2	0
NW	38	17	222	.447	1	0
Wis.	27	12	197	.444	2	1
Ill.	15	9	95	.600	1	0
OSU	11	6	100	.545	0	1
Purdue	24	13	179	.542	1	1
PSU	24	14	277	.583	2	0
Ind.	16	7	123	.438	1	3
Iowa	24	14	175	.583	1	0
Total	239	128	1,834	.536	12	8

Rushing Statistics

	Att.	Yds	Avg.	TD	Long
Ohio	14	59	4.2	2	35
ULM	3	8	2.7	0	4
Ill. St.	17	156	9.2	2	56
NW	10	19	1.9	1	11
Wis.	9	42	4.7	0	17
Ill.	23	100	4.3	0	21
OSU	19	66	3.5	1	11
Purdue	15	78	5.2	1	31
PSU	12	44	3.7	1	29
Ind.	19	111	5.8	2	15
Iowa	15	122	8.1	0	47
Total	156	805	5.2	10	56

Billy Cockerham's Career Passing Stats

Year	G	Att	Com	Pct	Yds	TD	Int
1996	2	1	0	.000	0	0	0
1997	8	28	13	.464	242	3	2
1998	11	180	92	.511	1,150	11	12
1999	11	239	128	.536	1,834	12	8
Total	32	448	233	.520	3,226	26	22

Cockerham's Career Rushing Stats

Year	G	Att	Yds	Avg.	TD	Long
1996	2	1	7	7.0	0	7
1997	8	45	131	2.9	0	22
1998	11	127	311	2.4	2	36
1999	11	156	805	5.2	10	56
Total	32	329	1,254	3.8	12	56

Cockerham's Single-Game Passing Bests

Attempts: 38 at Northwestern (10-2-99)
 Completions: 18 vs. Illinois State (9-18-99)
 Yards: 277 at Penn State (11-6-99)
 TDs: 2, six times, last at Penn State (11-6-99)

Cockerham's Single-Game Rushing Bests

Attempts: 25 at Indiana (11-14-98)
 Yards: 156 vs. Illinois State (9-18-99)
 TDs: 2, four times, last vs. Indiana (11-13-99)


Career Leaders — Touchdown Passes

Player	Years	TDs
1. Cory Sauter	1994-97	40
2. Rickey Foggie	1984-87	34
3. Mike Hohensee	1981-82	33
4. Billy Cockerham	1996-pres.	26
5. Tony Dungy	1973-76	25
6. Scott Schaffner	1987-91	22
Tim Schade	1993-94	22
8. Marquel Fleetwood	1989-92	18
9. Mark Carlson	1976-79	17
10. Craig Curry	1969-71	16
John Hankinson	1962-65	16

Career Leaders — Total Offense

Player	Years	Yards
1. Rickey Foggie	1984-87	7,312
2. Cory Sauter	1994-97	6,608
3. Marquel Fleetwood	1989-92	6,154
4. Mike Hohensee	1981-82	4,855
5. Tony Dungy	1973-76	4,680
6. Darrell Thompson	1986-89	4,676
7. Billy Cockerham	1999-pres.	4,480
8. Paul Giel	1951-53	4,110
9. Tim Schade	1993-94	4,017

GOLDEN GOPHER FOOTBALL



Thomas Hamner

No. 12

Senior Running Back
6-0, 186
Hamilton, Ohio

Doak Walker Award nominee • was named to first-team All-Big Ten • earned Big Ten co-Offensive Player of the Week honors for his outstanding performance in Minnesota's 35-0 victory over UL Monroe • set a career high with three touchdowns in the game • had a career-high 38 rushes for 98 yards in 24-23 upset of then No. 2-ranked Penn State • has rushed for over 100 yards in

seven of his last 10 Big Ten games • tied with Golden Gopher great Darrell Thompson for the most 100-yard rushing performances in a season (7) • broke the school record for most carries in a season with 288 • ranks second in the Big Ten and 14th in the nation in all-purpose yards with 150.9 per game • ranked second in the Big Ten and 12th in the nation with an average of 123.8 yards rushing per game • second team All-Big Ten selection in '98 • has led the Golden Gophers in rushing in each of the past three seasons • a real workhorse who runs the 40 in 4.44 • has never missed a game during his career, appearing in 45 straight contests with 41 starts • ranks second on the all-time school rushing list with 3,746 yards • second on the school's career rushing attempts list with 862 • tied for fourth on the all-time rushing touchdown list with 21 • has surpassed the 100-yard mark in rushing 15 times during his career including eight of his last 12 games • also a great receiver out of the backfield • has 60 career receptions for 546 yards and four TDs, including a career-long 64-yard reception in the victory over Northwestern • third place on the all-time school career records list with 4,292 all-purpose yards.

Career Rushing Leaders

Player	Years	Att.	Yards
1. Darrell Thompson	1986-89	936	4,654
2. Thomas Hamner	1996-pres.	862	3,746
3. Chris Darkins	1992-95	643	3,235
4. Marion Barber	1977-80	660	3,094
5. Garry White	1977-80	444	2,353

Career Rushing Attempts

Player	Years	Att.
1. Darrell Thompson	1986-89	936
2. Thomas Hamner	1996-pres.	862
3. Marion Barber	1977-80	660
4. Chris Darkins	1992-95	643
5. Paul Giel	1951-53	551

Career Rushing Touchdowns

Player	Years	Tds
1. Darrell Thompson	1986-89	40
2. Marion Barber	1977-80	34
3. Rickey Foggie	1984-87	25
4. Thomas Hamner	1996-pres.	21
Chris Darkins	1992-95	21

Career All-Purpose Yards

Player	Years	Yards
1. Darrell Thompson	1986-89	5,109
2. Chris Darkins	1992-95	4,347
3. Thomas Hamner	1996-pres.	4,292
4. Tutu Atwell	1994-97	3,907
5. Marion Barber	1977-80	3,791

Rushing Yards, Season

Season	Yards
1. Chris Darkins, 1994	1,443
2. Darrell Thompson, 1986	1,376
3. Thomas Hamner, 1999	1,362
4. Darrell Thompson, 1987	1,229
5. Marion Barber, 1978	1,210

Rushing Attempts, Season

Season	Att.
1. Thomas Hamner, 1999	288
2. Chris Darkins, 1994	277
3. Darrell Thompson, 1989	260
4. Marion Barber, 1978	247
5. Darrell Thompson, 1986	242

Thomas Hamner's Career Rushing Stats

Year	G	Att	Yds	Avg	TD	Long
1996	11	195	883	4.5	3	32 vs. NE La.
1997	12	170	663	3.9	4	35 vs. Hawaii
1998	11	209	838	4.0	4	56 vs. Iowa
1999	11	288	1,362	4.7	10	60 vs. Purdue
Total	45	862	3,746	4.3	21	60 vs. Purdue

Hamner's Career Receiving Stats

Year	G	Rec	Yds	Avg	TD	Long
1996	11	15	81	5.4	0	13 twice
1997	12	13	95	7.3	1	23 vs. Indiana
1998	11	13	72	5.5	0	18 vs. Memp.
1999	11	19	298	15.7	3	64 at N'western
Total	45	60	546	9.1	4	64 at N'western

Hamner's Single-Game Rushing Bests

Attempts: 38 at Penn State (11-6-99)
Yards: 184 at Illinois, (10-16-99)
TDs: 3 vs. ULM, (9-11-99)

Career 100-yard Rushing Games

Player	Years	Games
1. Darrell Thompson	1986-89	23
2. Thomas Hamner	1996-pres.	15
3. Francis "Pug" Lund	1932-35	10
4. Paul Giel	1951-53	9
5. Chris Darkins	1992-95	8

100-yard Rushing Games, Season

Player	Year	Games
Thomas Hamner	1999	7
Darrell Thompson	1989	7

Hamner: Game-by-Game In '96

	Rush/Yds	Rec./Yds
NE La.	22/158/1	1/4
BSU	21/98	1/0
Syr.	22/98/1	0/0
Purdue	14/51	3/24
NW	26/128/1	0/0
MSU	18/77	0/0
Mich.	20/78	5/39
OSU	12/22	2/11
Wis.	15/76	0/0
Ill.	16/67	2/7
Iowa	9/30	1/(-4)
Total	195/883/3	15/81

Hamner: Game-by-Game In '97

	Rush/Yds	Rec./Yds
Hawaii	22/104	2/14
Iowa St.	14/89/2	2/19
Memphis	23/102/2	1/4
Houston	3/7	0/0
MSU	6/20	1/4
Purdue	12/55	1/6
PSU	32/154	1/7
Wis.	3/9	1/7
Mich.	10/26	1/6
OSU	8/25	0/0
Ind.	14/22	2/38/1
Iowa	23/50	1/10
Total	170/663/4	13/95/1

Hamner: Game-by-Game In '98

	Rush/Yds	Rec./Yds
Ark. State	33/137/1	2/21
Houston	19/40	2/4
Memphis	22/128/1	1/18
Purdue	16/63	2/9
PSU	11/41	1/2
OSU	10/20	1/9
MSU	16/59	0/0
Mich.	23/87	0/0
Wis.	11/22	1/1
Ind.	30/93/1	3/12
Iowa	18/148/1	0/0
Total	209/838/4	13/72

Hamner: Game-by-Game In '99

	Rush/Yds	Rec./Yds
Ohio	17/74/1	2/22
ULM	33/174/3	1/12
Ill. St.	12/34/1	2/17
NW	25/118/1	1/64/1
Wis.	27/144	7/92/1
Ill.	32/184/1	0/0
OSU	25/115/1	0/0
Purdue	20/166/2	1/7
PSU	38/96	3/58/1
Ind.	34/174	0/0
Iowa	25/83	2/26
Total	288/1,362/10	19/298/3

GOLDEN GOPHER FOOTBALL


Sean Hoffman

No. 45

Junior Linebacker

6-3, 244

Fargo, N.D.



Hard-nosed, physical player who has made 34 consecutive starts in his career • classic sam (middle) linebacker who loves to mix it up • was All-Big Ten honorable mention • ranked third on the team with 75 total tackles • earned Big Ten Defensive Player of the Week honors for his outstanding performance against Northwestern • registered six tackles, a sack, a tackle for loss and two pass break ups in win over Iowa • last pass break up preserved the win as he tipped away a pass in the end zone with eight seconds left in the game • had 12 tackles, including a school-record six tackles for loss, a sack and caused a fumble in the 33-14 victory over Northwestern • registered 10 tackles, seven solo, against Purdue • had eight solo tackles, a sack and two tackles for loss in win over Penn State • has registered 252 tackles, 24 tackles for loss, 11 sacks, four interceptions and four fumble recoveries in his career • ranks fifth on the school's all-time sack list with 11 sacks • impact performer who is a real emotional leader for the defense • named to *The Sporting News*' First-Team Freshman All-America squad in '97.

Sean Hoffman's Career Defensive Stats

Year	G	Solo	Ass't	Tot.	T/L	Int.	PBU	FR	Sack
1997	12	64	37	101	7/14	1	3	3	3/11
1998	11	52	24	76	5/40	3	2	0	4/39
1999	11	58	17	75	12/35	0	4	1	4/15
Total	34	174	78	252	24/89	4	9	4	11/65

Hoffman: Game-by-Game in '97

Opp.	Solo	Ass't	Tot.	T/L	Int.	PBU	FR	Sack
Hawaii	4	4	8	1/1	1	1	0	0/0
ISU	3	4	7	0/0	0	1	1	0/0
Memph.	6	3	9	1/1	0	0	0	0/0
Houston	2	1	3	0/0	0	0	0	0/0
MSU	6	2	8	0/0	0	0	1	0/0
Purdue	6	2	8	0/0	0	0	0	0/0
PSU	5	3	8	0/0	0	0	0	0/0
Wis.	4	6	10	1/5	0	0	1	0.5/5
Mich.	8	2	10	2/2	0	1	0	1/1
OSU	5	4	9	1/4	0	0	0	0.5/4
Ind.	6	3	9	0/0	0	0	0	0/0
Iowa	9	3	12	1/1	0	0	0	1/1
Total	64	37	101	7/14	1	3	3	3/11

Hoffman: Game-by-Game in '98

Opp.	Solo	Ass't	Tot.	T/L	Int.	PBU	FR	Sack
Ark. St.	7	1	8	1/10	0	0	0	1/10
Houston	5	3	8	0/0	0	0	0	0/0
Memph.	4	1	5	0/0	1	0	0	0/0
Purdue	4	2	6	0/0	0	0	0	0/0
PSU	2	1	3	0/0	0	0	0	0/0
OSU	3	0	3	0/0	0	0	0	0/0
MSU	3	2	5	0/0	0	1	0	0/0
Mich.	9	4	13	1/12	0	0	0	1/12
Wis.	6	4	10	2/9	1	0	0	1/8
Indiana	5	4	9	0/0	0	0	0	0/0
Iowa	4	2	6	1/9	1	1	0	1/9
Totals	52	24	76	5/40	3	2	0	4/39

Hoffman: Game-by-Game In '99

Opp.	Solo	Ass't	Tot.	T/L	Int.	PBU	FR	Sack
Ohio	6	3	9	1/3	0	0	1	0/0
ULM	3	3	6	0/0	0	0	0	0/0
Ill. St.	3	0	3	0/0	0	0	0	0/0
NW	9	3	12	6/12	0	0	0	1/1
Wis.	3	1	4	1/1	0	0	0	0/0
Ill.	7	0	7	0/0	0	2	0	0/0
OSU	3	2	5	0/0	0	0	0	0/0
Purdue	7	3	10	0/0	0	0	0	0/0
PSU	8	0	8	2/15	0	0	0	1/10
Ind.	4	1	5	1/3	0	0	0	1/3
Iowa	5	1	6	1/1	0	2	0	1/1
Total	58	17	75	12/35	0	4	1	4/15

Hoffman's Single-Game Defensive Bests

Tackles: 13 vs. Michigan (10-31-98)
Solo: 9, two times, last at Northwestern (10-2-99)
Tackles for Loss: 6 at Northwestern (10-2-99)



Ben Hamilton

No. 55

Junior Center

6-5, 274

Plymouth, Minn.

Named first-team All-America by *The Sporting News* and CBS Sportsline • named to the Outland Trophy "Watch List" • named first team All-Big Ten in the coaches poll, second team by media • *Champaign News-Gazette* preseason First Team All-Big Ten selection • the leader of the Golden Gopher offensive line • returned to the line-up for the Northwestern game after missing the Illinois State game due to knee surgery • had nine knockdown blocks against Ohio University in a dominating season-opening performance • only given up one sack this season • has 66 knockdown blocks to his credit in 10 games played this season • had eight knockdown blocks and did not allow a sack against Iowa • did not have a penalty called against him and gave up only one sack in '98 • had 43 knockdown blocks to his credit last year • talented performer who has a strong work ethic • heady player who possesses great footwork • runs the 40 in 4.9 • quickly developing into one of the finest centers in school history • the son of former Minnesota Vikings' offensive lineman Wes Hamilton.


"Ben Hamilton is the best center that I have seen since I started broadcasting in 1997. He is the only center I have seen who is a 'difference maker', meaning (the Minnesota) coaches can structure their offense around the way this kid plays the game."

ESPN Analyst
Bill Curry

"If there is a center better than Ben Hamilton anywhere, I'd like to see him."

Minnesota Head
Coach Glen Mason

GOLDEN GOPHER FOOTBALL



Luke Levenson

No. 7

Senior Wide Receiver
6-0, 181
Miami, Fla.

Football News preseason first-team All-Big Ten selection • three-year letterwinner who is the veteran leader of the Golden Gopher receiving corps • speedy receiver with great hands • has a 36-inch vertical leap • spent his first two seasons learning the ropes behind record-breaking receiver Tutu Atwell • came into his own in '98 earning honorable mention on the Coaches' All-Big Ten Team • has never missed a game during his career, appearing in 44 straight contests • is fifth on the all-time school records list in career receptions (126) • is third on career receiving yards list (1,717) • is sixth in career receiving touchdowns (10) • matched his season-high with seven receptions for 80 yards in victory at Iowa • is second on the team in receptions (35) • opened up the scoring against Illinois with a career-high 74-yard punt return for a touchdown • his flashy 68-yard punt return for a touchdown in last season's win over Michigan State was named the Compaq College Football National Plays of the Week "Best Kick Return."

Levenson: Game-by-Game In '96

	Rec.	Yards	Avg.	TD	Long
NE La.	0	0	—	0	—
BSU	0	0	—	0	—
Syr.	0	0	—	0	—
Purdue	0	0	—	0	—
NW	0	0	—	0	—
MSU	0	0	—	0	—
Mich.	0	0	—	0	—
OSU	1	9	9.0	0	9
Wis.	1	13	13.0	0	13
Ill.	1	20	20.0	0	20
Iowa	0	0	—	0	—
Total	3	42	14.0	0	20

Levenson: Game-by-Game In '97

	Rec.	Yards	Avg.	TD	Long
Hawaii	5	51	10.2	0	17
Iowa State	0	0	—	0	—
Memphis	4	66	16.5	0	23
Houston	5	81	16.2	0	19
MSU	3	96	32.0	1	75
Purdue	1	10	10.0	0	10
PSU	2	13	6.5	0	7
Wis.	0	0	—	0	—
Mich.	1	3	3.0	0	3
OSU	3	29	9.7	0	23
Indiana	4	51	12.8	0	16
Iowa	0	0	—	0	—
Total	28	400	14.3	1	75

Levenson: Game-by-Game In '98

	Rec.	Yards	Avg.	TD	Long
Ark. State	5	45	9.0	0	12
Houston	6	112	18.7	1	42
Memphis	2	36	18.0	0	28
Purdue	5	110	22.0	2	52
PSU	8	97	12.1	2	29
OSU	12	108	9.0	0	22
MSU	10	137	13.7	1	37
Mich.	2	15	7.5	0	8
Wis.	3	73	24.3	1	53
Indiana	2	14	7.0	0	8
Iowa	5	107	21.4	2	31
Total	60	854	14.2	9	53

Levenson: Game-by-Game In '99

	Rec.	Yards	Avg.	TD	Long
Ohio	4	38	9.5	0	17
ULM	1	6	6.0	0	6
Ill. St.	6	86	14.3	0	35
NW	7	68	9.7	0	28
Wis.	0	0	—	0	—
Ill.	2	19	9.5	0	18
OSU	2	44	22.0	0	38
Purdue	4	56	14.0	0	22
PSU	2	24	12.0	0	15
Ind.	0	0	—	0	—
Iowa	7	80	11.4	0	30
Total	35	421	12.0	0	38

Luke Levenson's Career Receiving Stats

Year	G	Rec	Yds	Avg	TD	Long
1996	11	3	42	14.0	0	20 vs. Illinois
1997	12	28	400	14.3	1	75 at MSU
1998	11	60	854	14.2	9	53 at Wis.
1999	11	35	421	12.0	0	38 vs. Ohio St.
Total	45	126	1,717	13.6	10	75 at MSU

Levenson's Career Punt Return Stats

Year	No.	Yds.	Avg.	Long	TD
1996	0	0	—	—	0
1997	0	0	—	—	0
1998	35	257	7.3	68 vs. MSU	1
1999	9	150	16.7	74 at Illinois	1
Total	44	407	9.3	74 at Illinois	2

Levenson's Single-Game Receiving Bests

Catches: 12 at Ohio State (10-17-98)
Yards: 137 vs. Michigan State (10-24-98)
TDs: 2 three times, most recently vs. Iowa (11-21-98)

Career Leaders — Receptions

Player	Years	Rec.
1. Tutu Atwell	1994-97	171
2. Ryan Thelwell	1994-96	136
3. Chuck Rios	1990-94	132
4. Omar Douglas	1990-93	130
5. Luke Levenson	1996-pres.	126
6. Aaron Osterman	1990-94	111
7. Dwayne McMullen	1981-84	95
8. Chris Gaiters	1987-89	86
9. Ken Last	1964-66	82
10. Elmer Bailey	1977-79	79

Career Leaders — Receiving Yards

Player	Years	Yards
1. Tutu Atwell	1994-97	2,640
2. Ryan Thelwell	1994-96	2,232
3. Luke Levenson	1996-pres.	1,717
4. Omar Douglas	1990-93	1,681
5. Dwayne McMullen	1981-84	1,627
6. Aaron Osterman	1990-94	1,598
7. Chester Cooper	1978-81	1,317
8. Elmer Bailey	1977-79	1,266
9. Melvin Anderson	1983-86	1,265
10. Chris Gaiters	1987-89	1,161

Career Leaders — TD Receptions

Player	Years	TD's
1. Tutu Atwell	1994-97	17
2. Dwayne McMullen	1981-84	15
3. Omar Douglas	1990-93	14
Ryan Thelwell	1994-96	14
5. Elmer Bailey	1977-79	12
6. Luke Levenson	1996-pres.	10
Jay Carroll	1981-83	10
8. Ron Johnson	1998-pres.	9
Chris Gaiters	1987-89	9
10. Ken Last	1964-66	8
Chester Cooper	1978-81	8

Single-Season Leaders — Receptions

Player	Rec.
1. Tutu Atwell (1996)	62
2. Omar Douglas (1992)	61
3. Luke Levenson (1998)	60
Omar Douglas (1993)	60
5. Ryan Thelwell (1995)	58
Chester Cooper (1981)	58
Tutu Atwell (1997)	58
8. Ryan Thelwell (1996)	54
9. Chuck Rios (1994)	52
10. Chuck Rios (1993)	48

Single Season Leaders — Rec. Yards

Player	Yards
1. Ryan Thelwell (1996)	1,051
2. Chester Cooper (1981)	1,012
3. Tutu Atwell (1997)	924
4. Omar Douglas (1993)	880
5. Luke Levenson (1998)	854
6. Tutu Atwell (1996)	822
7. Ryan Thelwell (1995)	775
8. Tutu Atwell (1995)	735
9. Omar Douglas (1992)	669
10. D. McMullen (1982)	640

GOLDEN GOPHER FOOTBALL



Ben Mezera

No. 97

Junior Linebacker
6-4, 237
Waupaca, Wis.

Two-year starter at drop linebacker • has racked up 127 tackles, 29 tackles for loss, two interceptions and four fumble recoveries in 33 career games • second on the all-time school records list with 20 career sacks • tied for fourth on the career tackles for loss list with 29 • ranks third in the Big Ten averaging 1.1 sacks per game

• tied a career-high with eight tackles against Wisconsin • tied a school record with three sacks against Northwestern, one of which caused a fumble • also had eight tackles, including three for loss, in the Big Ten opening-day victory over the Wildcats • tallied 10 tackles, three tackles for loss and a sack against Ohio State • had eight tackles, two sacks, a fumble recovery and a pass breakup in the shutout of UL Monroe • talented athlete who has a 36-inch vertical leap • possesses a knack for being in the right place at the right time.

Ben Mezera's Career Defensive Stats

Year	G	Solo	Ass't	Tot.	T/L	Int.	PBU	FR	Sack
1997	11	16	8	24	6/44	2	1	3	4/35
1998	11	31	11	42	7/46	0	2	0	4/39
1999	11	46	15	61	16/92	0	2	1	12/64
Total	33	93	34	127	29/182	2	5	4	20/138

Mezera: Game-by-Game In '99

Opp.	Solo	Ass't	Tot.	T/L	Int.	PBU	FR	Sack
Ohio	2	1	3	0/0	0	0	0	0/0
ULM	5	3	8	2/6	0	1	1	2/6
Ill. St.	1	1	2	1/11	0	0	0	1/11
NW	8	0	8	3/17	0	0	0	3/17
Wis.	6	2	8	1/9	0	0	0	0/0
Ill.	4	1	5	1/5	0	1	0	1/5
OSU	5	5	10	3/16	0	0	0	1/4
Purdue	5	0	5	1/4	0	0	0	1/4
PSU	3	1	4	0/0	0	0	0	0/0
Ind.	4	0	4	2/11	0	0	0	2/11
Iowa	3	1	4	2/13	0	0	0	1/6
Total	46	15	61	16/92	0	2	1	12/64

Riley: Game-by-Game In '99

Opp.	Solo	Ass't	Tot.	T/L	Int.	PBU	FR	Sack
Ohio	5	2	7	3/19	0	0	0	2/12
ULM	5	1	6	3/16	0	0	0	3/16
Ill. St.	3	1	4	2/12	0	0	0	2/12
NW	4	1	5	1/5	0	0	0	1/4
Wis.	6	1	7	1/2	0	0	0	0/0
Ill.	3	1	4	3/22	0	0	0	2/19
OSU	6	3	9	2/13	0	1	0	1/11
Purdue	4	1	5	1/2	0	0	0	0/0
PSU	3	0	3	2/4	0	0	0	1/3
Ind.	1	2	3	1/3	0	0	0	1/3
Iowa	5	0	5	3/21	0	0	0	3/21
Total	45	13	58	22/119	0	1	0	016/101

Riley's Single-Game Defensive Bests

Tackles: 9 twice, last vs. Ohio State (10-23-99)

Solo: 6 twice, last vs. Ohio State (10-23-99)

Sacks: 3 twice, last vs. Iowa (11-20-99)

Tackles For Loss: 3, three times, last vs. Iowa (11-20-99)

Karon Riley

No. 91

Junior Defensive End
6-4, 247
Detroit, Mich.

Has become a dominant player at defensive end for the Golden Gophers • named first team All-Big Ten by media • transferred to the U of M before the '98 season after two years at SMU • outstanding athlete who has all the tools • possesses superior size, strength and speed • can bench press in excess of 400 pounds • has a 36-inch vertical leap • can run the 40 in 4.55 seconds • named by *Sports Illustrated* as one of the top ten transfers • leads the Big Ten with 16 sacks in 11 games • third in the Big Ten with 2.0 tackles for loss per game • sixth on the team in tackles with 58 • tied a career-high with nine tackles, including six solo against Ohio State • had seven tackles, three tackles for loss, two sacks and a forced fumble in his debut as a Golden Gopher vs. Ohio University • tied the single-game school record with three sacks against UL Monroe • tied that record again with three sacks in win over Iowa.



Mezera: Game-by-Game In '97

Opp.	Solo	Ass't	Tot.	T/L	Int.	PBU	FR	Sack
Hawaii	(Did not play)							
ISU	2	0	2	2/23	1	0	0	2/23
Memp.	2	1	3	2/9	0	1	2	0.5/0
Houst.	0	0	0	0/0	0	0	0	0/0
MSU	1	1	2	0/0	0	0	0	0/0
Purdue	4	1	5	0/0	0	0	0	0/0
PSU	0	3	3	0/0	1	0	1	0/0
Wis.	2	1	3	1/5	0	0	0	0.5/5
Mich.	2	1	3	1/7	0	0	0	1/7
OSU	1	0	1	0/0	0	0	0	0/0
Ind.	2	0	2	0/0	0	0	0	0/0
Iowa	0	0	0	0/0	0	0	0	0/0
Total	16	8	24	6/44	2	1	3	4/35

Mezera: Game-by-Game In '98

Opp.	Solo	Ass't	Tot.	T/L	Int.	PBU	FR	Sack
Ark. St.	2	2	4	1/15	0	0	0	1/15
Houst.	3	0	3	0/0	0	0	0	0/0
Memp.	4	2	6	1/1	0	0	0	0/0
Purdue	0	0	0	0/0	0	0	0	0/0
PSU	2	0	2	1/2	0	0	0	0/0
OSU	4	0	4	0/0	0	0	0	0/0
MSU	4	1	5	1/12	0	0	0	1/12
Mich.	3	1	4	1/9	0	0	0	1/9
Wis.	2	2	4	0/0	0	0	0	0/0
Ind.	4	0	4	1/4	0	1	0	0/0
Iowa	3	3	6	1/3	0	1	0	1/3
Totals	31	11	42	7/46	0	2	0	4/39

Mezera's Single-Game Defensive Bests

Tackles: 8 three times, last vs. Wisconsin (10-9-99)

Solo: 8 at NW (10-2-99)

Sacks: 3 at NW (10-2-99)

Tackles for Loss: 3 twice, last vs. Ohio St. (10-23-99)

Fumbles Recovered: 2 at Memphis (9-20-97)

Karon Riley's Career Defensive Stats

Year	G	Solo	Ass't	Tot.	T/L	Int.	PBU	FR	Sack
1996*	5	20	10	30	2/10	0	3	0	0/0
1997*	9	8	12	20	3/25	0	0	1	3/25
1998	(Did not play)								
1999	11	45	13	58	22/119	0	1	0	016/101
Total	24	73	35	103	27/144	0	4	1	119/126

* At Southern Methodist University

GOLDEN GOPHER FOOTBALL

Schlecht: Game-by-Game In '98

Opp.	Solo	Ass't	Tot.	T/L	Int.	PBU	FR	Sack
Ark. St.	1	2	0/0	0	1	0	0/0	
Houst.	2	1	3	2/11	0	0	0	1/8
Memp.	1	1	2	1/4	0	0	0	1/4
Purdue	2	2	4	0/0	0	0	0	0/0
PSU	1	1	2	0/0	0	0	0	0/0
OSU	1	0	1	0/0	0	0	0	0/0
MSU	6	1	7	3/18	0	0	0	2/17
Mich.	3	4	7	2/10	0	0	0	1/8
Wis.	5	3	8	1/1	0	0	0	0/0
Ind.	2	4	6	1/2	0	0	0	0/0
Iowa	3	1	4	1/5	0	0	0	1/5
Total	27	19	46	11/51	0	1	0	6/42

John Schlecht

No. 93

Junior Defensive Tackle
6-1, 275
White Bear Lake, Minn.



Returning starter at defensive tackle • has proven to be a real diamond in the rough for the Golden Gophers • named second team All-Big Ten • transfer from Division II St. Cloud (Minn.) State University who walked-on to the U of M in '97 and then earned a scholarship • moved into the starting lineup during '98 prefall camp and has remained a fixture there ever since • has established himself as one of the finest athletes on the team • team leader in the weight room with a bench press of 450 pounds, a hang clean of 465 pounds and a back squat of 600 pounds to his credit • has a 32-inch vertical leap • runs the 40 in 4.7 seconds • third on the school's all-time tackles for loss list with 30 • tied for seventh on the school's all-time record list with 10 sacks • had a career-high 11 tackles against Wisconsin • second on the team and sixth with 19 tackles for loss • tied for third on the team with four sacks • had six solo tackles, three tackles for loss, two sacks and one pass breakup in win over UL Monroe • had nine tackles, six solo, two tackles for loss, a pass break up and a forced fumble against Iowa.

John Schlecht's Def. Stats at Minnesota

Year	G	Solo	Ass't	Tot.	T/L	Int.	PBU	FR	Sack
1998	11	27	19	46	11/51	0	1	0	6/42
1999	11	45	29	74	19/61	0	4	1	4/24
Total	22	72	48	120	30/112	0	5	1	10/66

Schlecht's Single-Game Defensive Bests

Tackles: 11 vs. Wisconsin (10-9-99)
Solo: 6 three times, last vs. Iowa (11-20-99)
Sacks: 2 two times, last vs. ULM (9-11-99)
Tackles for Loss: 3, five times, last at Penn State (11-6-99)

Schlecht: Game-by-Game In '99

Opp.	Solo	Ass't	Tot.	T/L	Int.	PBU	FR	Sack
Ohio	4	1	5	2/4	0	0	1	1/3
ULM	6	0	6	3/17	0	1	0	2/15
Ill. St.	3	1	4	2/13	0	0	0	0/0
NW	3	4	7	1/1	0	0	0	0/0
Wis.	5	6	11	3/8	0	0	0	1/6
Ill.	1	1	2	0/0	0	1	0	0/0
OSU	4	5	9	3/6	0	0	0	0/0
Purdue	6	2	8	0/0	0	1	0	0/0
PSU	4	3	7	3/7	0	0	0	0/0
Ind.	3	3	6	0/0	0	0	0	0/0
Iowa	6	3	9	2/5	0	1	0	0/0
Total	45	29	74	19/61	0	4	1	4/24

DEFENSIVE RECORDS TO WATCH...

Career Sacks Leaders

Player	Years	Sacks
1. Lamanzer Williams	1994-97	23.5
2. Ben Mezera	1997-pres.	20
3. Karon Riley	1999-pres.	16
4. Ben Williams	1988-91	13
5. Sean Hoffman	1997-pres.	11
6. Dennis Cappella	1990-93	10.5
7. John Schlecht	1998-pres.	10
Andy Kratochvil	1990-93	10
Skeeter Akre	1988-90	10
10. Tyrone Carter	1996-pres.	9
Anthony Bryant	1988-91	9
Gary Hadd	1984-87	9
Mike Sunvold	1987-90	9
14. Jon Michals	1996-pres.	7

Single-Season Sacks Leaders

Player	Year	Sacks
1. Lamanzer Williams	1997	18.5
2. Karon Riley	1999	16
3. Ben Mezera	1999	12
4. Tyrone Carter	1998	8
5. Dennis Cappella	1992	7.5
6. John Schlecht	1998	6
Ben Williams	1990	6
Ben Williams	1991	6
9. Andy Kratochvil	1992	5
10. John Schlecht	1999	4
Sean Hoffman	1999	4
Ben Mezera	1998	4
Sean Hoffman	1998	4
Ben Mezera	1997	4

(five others tied for 10th with four sacks)

Career Tackles for Loss Leaders

Player	Year	TFLs/Yds
1. Steve Neils	1971-73	33/213
2. Lamanzer Williams	1994-97	31/162
3. John Schlecht	1998-pres.	30/112
4. Ben Mezera	1997-pres.	29/182
Craig Sauer	1992-95	27/113
Ed Hawthorne	1991-94	27/85
7. Stan Sytsma	1976-78	26/133
Ron Goetz	1986-89	26/100
9. Sean Hoffman	1997-pres.	24/89
Karl Mecklenberg	1980-82	24/124
Jon Leverenz	1986-89	24/92
11. Dennis Cappella	1990-93	23/86
Gary Hadd	1984-87	23/140
Tyrone Carter	1996-pres.	19/83

Single-Season Tackles for Loss Leaders

Player	Year	TFLs/Yds
1. Lamanzer Williams	1997	24/118
2. Karon Riley	1999	22/119
3. John Schlecht	1999	19/61
4. Ben Mezera	1999	16/92
5. Tyrone Carter	1998	15/73
Steve Neils	1973	14/81
7. Karl Mecklenberg	1981	13/62
Jon Leverenz	1987	13/47
Dennis Cappella	1992	13/64
10. Sean Hoffman	1999	12/35
Stan Sytsma	1977	12/67
Craig Sauer	1993	12/54
13. John Schlecht	1998	11/51

(six others tied for 13th with 11 TFLs)

GOLDEN Gopher FOOTBALL

THE LAST TIME.....

Minnesota Individual Game

250 yards rushing: 294, Chris Darkins vs. Purdue, 10/7/95
 200 yards rushing: 294, Chris Darkins vs. Purdue, 10/7/95
 150 yards rushing: 174, Thomas Hamner vs. Indiana, 11/14/99
 100 yards rushing: 122, Billy Cockerham vs. Iowa, 11/20/99
 Two players with 100 yards rushing: 174, Thomas Hamner and 111, B. Cockerham vs. Indiana, 11/13/99
 200 yards receiving: 228, Ryan Thelwell vs. Ball State, 9/14/96
 100 yards receiving: 107, Luke Levenson vs. Iowa, 11/21/98
 Two receivers with 100 yards receiving: 142, Ryan Thelwell and 105, Tutu Atwell vs. Wisconsin, 11/9/96
 50+ yard pass play: 64, Billy Cockerham to Thomas Hamner vs. Northwestern, 10/2/99

10 or more receptions: 10, Luke Levenson vs. Michigan St., 10/24/98
 200 all-purpose yards: 236, Thomas Hamner vs. Wis., 10/9/99
 450 yards passing: 478, Tim Schade vs. Penn State, 9/4/93
 400 yards passing: 404, Cory Sauter vs. Michigan St., 10/21/95
 350 yards passing: 368, Cory Sauter vs. Houston, 9/27/97
 300 yards passing: 368, Cory Sauter vs. Houston, 9/27/97
 Consecutive 300-yard passing games: 2, Cory Sauter vs. Northwestern (303, 10/14/94) and Michigan State (404, 10/21/95)

Four TDs rushing: 4, Darrell Thompson vs. B. Green, 9/13/86
 Three TDs rushing: 3, Thomas Hamner vs. ULM, 9/11/99
 Five TDs receiving: 5, Omar Douglas vs. Purdue, 10/9/93
 Three TDs receiving: 3, Ryan Thelwell vs. Ball State, 9/16/95
 Two TDs receiving: 2, Luke Levenson vs. Iowa, 11/21/98
 Six TDs passing: 6, Scott Eckers vs. Purdue, 10/9/93
 Five TDs passing: 5, Mike Hohensee vs. Ohio State, 11/7/81
 Four TDs passing: 4, Cory Sauter vs. Michigan State, 10/21/95
 Three TDs passing: 3, Cory Sauter vs. Houston, 9/27/97
 Two TDs passing: 2, Billy Cockerham at Penn St., 11/6/99
 500 yds. total offense: 536, Tim Schade vs. Penn State, 9/4/93
 400 yds. total offense: 425, Cory Sauter vs. Houston, 9/27/97
 Five field goals: 5, Adam Bailey vs. Penn State, 10/18/97
 Four field goals: 5, Adam Bailey vs. Penn State, 10/18/97
 Three field goals: 3, Dan Nystrom vs. Indiana, 11/13/99
 Two field goals: 3, Dan Nystrom vs. Indiana, 11/13/99
 Three interceptions: 3, Jeff Wright vs. Michigan State, 11/14/70
 Two interceptions: 2, Rodney Heath vs. Arkansas St., 9/30/95
 Blocked a punt: Mike Lehan at NW, 10/2/99
 (Team credited safety on the play)

Blocked a field goal: Rodney Heath vs. Illinois, 11/6/93
 Int. return for TD: Jimmy Wyrick vs. Indiana (61 yds.), 11/13/99
 Punt return for TD: Luke Levenson at Illinois (74 yds.), 10/16/99
 Kickoff return for TD: Tyrone Carter vs. Arkansas St. (86 yds.), 9/5/98
 Fumble rec. for TD: Trevis Graham vs. Michigan (10/31/98)
 Blocked FG rt. for TD: Fred Foggie vs. Indiana (98 yards), 10/21/89
 Safety: Iowa's Scott Mullen sacked in the end zone - team credited with safety
 Two-point conversion: Jim Bean run vs. Purdue, 10/11/97

Minnesota Team

100 points: 146 vs. Grinnell (146-0), 10/22/04
 80 points: 81 vs. Butler (81-0), 11/13/26
 60 points: 62 vs. Montana (62-17), 9/21/85
 50 points: 55 vs. Ill. State (55-7), 9/18/99
 40 points: 44 vs. Indiana (44-20), 11/13/99

30 points: 37 at Illinois, (37-7) 10/16/99
 0 points: vs. Iowa (0-31) 11/22/97
 300 rushing yards: 312 vs. Iowa, 11/20/99
 200 rushing yards: 312 vs. Iowa, 11/20/99
 700 total net yards: 742 vs. Ohio, 9/11/82
 600 total net yards: 616 vs. Purdue, 10/8/94
 500 total net yards: 571 vs. Ill. St., 9/18/99
 400 total net yards: 472 vs. Iowa, 11/20/99

Opponent Individual Game

400 yards passing: 604, Drew Brees, Purdue, 10/3/98
 300 yards passing: 340, Scott Mullen, Iowa, 11/20/99
 200 yards passing: 340, Scott Mullen, Iowa, 11/20/99
 300 yards rushing: 315, Robert Holcombe, Illinois, 11/16/96
 250 yards rushing: 315, Robert Holcombe, Illinois, 11/16/96
 200 yards rushing: 315, Robert Holcombe, Illinois, 11/16/96
 150 yards rushing: 183, Ron Dayne, Wisconsin, 10/25/97
 100 yards rushing: 123, Levron Williams, Indiana, 11/13/99
 150 yds. in receptions: 192, Tai Streets, Michigan, 10/31/98
 100 yds. in receptions: 101, Chris Daniels, Purdue, 10/30/99
 50+ yard rush play: 50, Antwaan Randle El, Indiana, 11/14/98
 50+ yard pass play: 51, Drew Brees to Vinny Sutherland, Purdue, 10/30/99

Four Field Goals: 4, Matt Davenport, Wisconsin, 11/7/98

Team Opponent

300 yards rushing: 333, Illinois, 11/16/96
 200 yards rushing: 202, Indiana, 11/13/99
 < 100 yards rushing: 77, Iowa, 11/20/99
 400 yards passing: 604, Purdue, 10/3/98
 300 yards passing: 340, Iowa, 11/20/99
 < 100 yards passing: 93, Ill. St., 9/18/99
 600 total net yards: 692, Purdue, 10/3/98
 500 total net yards: 586, Ohio State, 10/17/98
 400 total net yards: 417, Iowa, 11/20/99
 300 total net yards: 387, Indiana, 11/13/99
 < 200 total net yards: 191, Ill. St., 9/18/99
 60 or more points: 63, Oklahoma, (63-0), 9/20/86
 50 or more points: 56, Purdue, 10/3/98
 40 or more points: 45, Ohio State, 10/17/98
 30 or more points: 33, Purdue, 10/30/99
 0 points: ULM, (35-0), 9/11/99
 Missed PAT: Michigan, 10/26/96
 Made two-point conversion: Cordell Mitchell pass from Kevin Thompson, Penn State, 10/10/98
 Punt return for TD: Tim Dwight (44 yards), Iowa, 11/22/97
 Kickoff return for TD: Aaron Stecker (100 yards), Wisconsin, 11/11/95
 Intercept. rt. for TD: Central McClellion (60 yards), Ohio State, 10/17/98
 Fumble return for TD: Micah Malone (55 yards), Houston, 9/27/97
 Fumble rec. for TD: Richard Willock, Iowa, recovered fumble in end zone, 11/23/96
 Safety: Michigan, Cockerham sacked in end zone, 10/31/98
 Two players with 100 yards rushing: Northwestern, 10/15/94 (Dennis Lundy, 213 and Darnell Autry, 100)

1999 Performances in bold

GOLDENGOPIER FOOTBALL

SCHOOL RECORDS TO WATCH...

RECORDS SET THIS SEASON

RUSHING

CONSECUTIVE 100-YARD RUSHING GAMES

5, Paul Giel, 1951; Thomas Hamner, 1999

RUSHING ATTEMPTS, SEASON

288, Thomas Hamner, 1999

RUSHING YARDS BY A SENIOR

1,362 Thomas Hamner, 1999

100-YARD RUSHING GAMES, SEASON

7, Darrell Thompson, 1989, Thomas Hamner, 1999

RUSHING YARDS BY A QUARTERBACK, SEASON

805, Billy Cockerham, 1999

RUSHING TDs BY A QUARTERBACK, SEASON

10, Billy Cockerham, 1999

TOTAL OFFENSE IN A SEASON

	Rush	Pass	Total
Billy Cockerham, 1999	805	1,834	2,639

TEAM OFFENSIVE RECORDS

TOTAL OFFENSIVE YARDS IN A SEASON

4,569, 1999

AVERAGE YARDS PER GAME

415.4, 1999

AVERAGE YARDS PER PLAY

5.9, 1999

TACKLES

CAREER TACKLES

511, Tyrone Carter, 1996-99

CAREER SOLO TACKLES

397, Tyrone Carter, 1996-99

PATs

PATs IN A SEASON

39, Dan Nystrom, 1999

FIELD GOALS

FIELD GOALS BY A FRESHMAN

17, Dan Nystrom, 1999

CONSECUTIVE FIELD GOALS WITHOUT A MISS

13, Dan Nystrom, 1999

SCORING

POINTS IN A SEASON

90, Dan Nystrom, 1999

POINTS IN A SEASON BY A KICKER

90, Dan Nystrom, 1999

POINTS IN A SEASON BY A FRESHMAN

90, Dan Nystrom, 1999

POINTS IN A SEASON, TEAM

348, 1999

TOUCHDOWNS IN A SEASON, TEAM

42, 1999

PUNT RETURNS

PUNT RETURN YARDS IN A GAME

110, Tyrone Carter vs. UL Monroe, 9/11/99

PUNT RETURN YARDS IN A GAME, TEAM

144 vs. UL Monroe, 9/11/99

PUNT RETURNS IN A SEASON

44, 1999, 1961

PUNT RETURN YARDS IN A SEASON, TEAM

605

PUNT RETURN YARDS IN A SEASON, INDIVIDUAL

356, Tyrone Carter, 1999

TEAM DEFENSIVE RECORDS

SACKS IN A SEASON

43, 1999

RECORDS IN JEOPARDY

OFFENSIVE RECORDS

RUSHING YARDS, SEASON

Season	Yards
1. Chris Darkins, 1994	1,443
2. Darrell Thompson, 1986	1,376
3. Thomas Hamner, 1999	1,362

RUSHING TDs, SEASON

Season	TDs
Jim Perkins, 1976	13
Darrell Thompson, 1987	13
Thomas Hamner, 1999	10
Billy Cockerham, 1999	10

RECEIVING TDs BY A SOPHOMORE

Season	TDs
Jay Carroll, 1981	6
Ryan Thelwell, 1995	6
Ron Johnson, 1999	5

TEAM OFFENSIVE RECORDS

TEAM RUSHING YARDS, SEASON

Season	Yards
1987	2,651
1999	2,630

RUSHING TOUCHDOWNS, SEASON

Season	TDs
1960, 1973	27
1999	25

FIRST DOWNS RUSHING, SEASON

Season	First Downs
1972	145
1999	133

DEFENSIVE RECORDS

CAREER SACKS LEADERS

	Years	Sacks
Lamanzer Williams	1994-97	23.5
Ben Mezera	1997-pres.	20
Karon Riley	1999-pres.	16
Sean Hoffman	1997-pres.	11
John Schlecht	1998-pres.	10
Tyrone Carter	1996-pres.	9
Jon Michals	1996-pres.	7

SINGLE-SEASON SACKS LEADERS

	Sacks
Lamanzer Williams, 1997	18.5
Karon Riley, 1999	16
Ben Mezera, 1999	12

CAREER TACKLES FOR LOSS LEADERS

	TFLs/Yds
Steve Neils	1971-73 33/213
Lamanzer Williams	1994-97 31/162
John Schlecht	1998-pres. 30/112
Ben Mezera	1997-pres. 29/182
Sean Hoffman	1997-pres. 24/89
Tyrone Carter	1996-pres. 19/83

SINGLE-SEASON TACKLES FOR LOSS LEADERS

	TFLs/Yds
Lamanzer Williams, 1997	24/118
Karon Riley, 1999	22/119
John Schlecht, 1999	19/61
Ben Mezera, 1999	16/92
Sean Hoffman, 1999	12/35

FIELD GOALS

FIELD GOALS IN A SEASON

Season	Field Goals
Paul Rogind, 1977	18
Dan Nystrom, 1999	17

GOLDEN GOPHER FOOTBALL

Game #1 • Minnesota vs. Ohio
Sept. 4, 1999 • Metrodome (35,552)

SCOREBOARD	1	2	3	4	Final
Ohio	7	0	0	0	7
MINNESOTA	14	5	7	7	33

SCORING SUMMARY

- 1st Qtr.: OU-11:36-Patterson 2 run (Kerr kick)
 UM-9:04-Cockerham 35 run (Nystrom kick)
 UM-5:39-Hamner 4 run (Nystrom kick)
- 2nd Qtr.: UM-12:59-Safety, punt blocked out of end zone
 UM-2:35-Nystrom 49 FG
- 3rd Qtr.: UM-8:21-Henderson 89 pass from Cockerham
 (Nystrom kick)
- 4th Qtr.: UM-9:44-Cockerham 3 run (Nystrom kick)

	MINNESOTA	Ohio
First Downs	19	12
Rushing Yards	155	160
Passing Yards	246	50
Net Yards	401	210
Att/Comp/Int	28/17/0	15/5/1
Punts/Avg	6/43.0	9/38.6
Fumbles/Lost	3/1	3/3
Penalties/Yds	8/47	8/50

RUSHING

UM: Thomas Hamner - 17/74, 1 TD
 OU: Jamel Patterson - 8/60, 1 TD

PASSING

UM: Billy Cockerham - 23/14/0, 212 yards
 OU: Dan Jordan - 7/1/1, 15 yards
 Dontrell Jackson - 7/3/0, 25 yards

RECEIVING

UM: Ron Johnson - 5/5/1; Luke Levenson - 4/38
 OU: Jason Caesar - 2/8

HIGHLIGHTS

The Golden Gophers opened their 1999 season with a 33-7 victory over Ohio University in front of 35,552 fans at the Metrodome. After Ohio scored on the game's opening drive, Minnesota scored 33 unanswered points to seal the win. Senior quarterback Billy Cockerham completed 14-of-23 pass attempts for a career-high 212 yards, which included a career-long 89-yard touchdown pass to junior Antoine Henderson in the third quarter. The pass play was the longest in school history since 1992, when Marquel Fleetwood connected with John Lewis on a 94-yard touchdown pass vs. Michigan. Cockerham also carried the ball 14 times for 59 yards and scored two touchdowns, including a 35-yard touchdown run. Senior Thomas Hamner finished the day as the leading rusher with 17 carries for 74 yards and a touchdown. On his first collegiate attempt, placekicker Dan Nystrom tied the school freshman record by splitting the uprights from 49 yards out. Sophomore Ron Johnson led all receivers with five catches for 51 yards, while senior Luke Levenson caught four passes for 38 yards. On the other side of the ball, senior Tyrone Carter led the team with 10 tackles, while sophomore free safety Delvin Jones collected nine tackles. Jones also blocked a punt that resulted in a safety and recovered a fumble that led to a touchdown. Junior Karon Riley had seven tackles, including three for a loss of 19 yards and two sacks.

Game #2 • Minnesota vs. UL Monroe
Sept. 11, 1999 • Metrodome (38,137)

SCOREBOARD	1	2	3	4	Final
UL Monroe	0	0	0	0	0
MINNESOTA	7	21	0	7	35

SCORING SUMMARY

- 1st Qtr.: UM-5:51-Hamner 8 run (Nystrom kick)
 2nd Qtr.: UM-14:57-Hamner 1 run (Nystrom kick)
 UM-12:32-Redmon 15 blocked punt return
 (Nystrom kick)
 UM-6:01-Middlebrooks 26 interception return
 (Nystrom kick)
- 3rd Qtr.: No scoring
- 4th Qtr.: UM-8:36-Hamner 6 run (Nystrom kick)

	MINNESOTA	UL Monroe
First Downs	17	9
Rushing Yards	239	70
Passing Yards	41	52
Net Yards	280	122
Att/Comp/Int	17/5/2	25/9/1
Punts/Avg	4/41.8	10/36.7
Fumbles/Lost	2/2	1/1
Penalties/Yds	7/73	4/47

RUSHING

UM: Thomas Hamner - 33/174, 3 TDs
 OU: Mark Henderson - 8/33

PASSING

UM: Billy Cockerham - 15/4/2, 36 yards
 OU: Andy Chance - 17/7/0, 33 yards

RECEIVING

UM: Thomas Hamner - 1/12
 OU: Kevin Stevenson - 2/18

HIGHLIGHTS

The Golden Gophers improved their record to 2-0 with a 35-0 shutout of the University of Louisiana at Monroe at the Metrodome. Senior running back Thomas Hamner fueled Minnesota's attack with a career-high 174 yards on 33 carries (tied his career-high). Hamner also scored a career-high three touchdowns in the victory. Hamner was named Big Ten Co-Offensive Player of the Week for his efforts. In the second quarter, junior Trevis Graham blocked Jason White's punt, and it was scooped out of midair by freshman Tellis Redmon and returned 15 yards for a touchdown. Later in the quarter, sophomore Willie Middlebrooks picked off quarterback Ben Beach's pass and returned it 26 yards for a touchdown. The shutout was the first for the Golden Gophers since 1990, when Minnesota blanked Indiana 12-0. Senior strong safety Tyrone Carter led the defense with 13 tackles, 11 of which were solos. Carter also set a single-game school record with 110 yards on seven punt returns. The seven returns tied the single-game school record. The defensive unit collected seven sacks. Junior defensive end Karon Riley tied the single-game school record with three sacks for a loss of 16 yards. Overall, Minnesota held Louisiana-Monroe to 122 yards in total offense.

GOLDEN GOPHER FOOTBALL

Game #3 • Minnesota vs. Illinois State
Sept. 18, 1999 • Metrodome (33,726)

SCOREBOARD	1	2	3	4	Final
Illinois State	0	0	7	0	7
MINNESOTA	17	17	21	0	55

SCORING SUMMARY

1st Qtr.: UM-12:49-Cockerham 56 run (Nystrom kick)
UM-10:16-Hamner 2 run (Nystrom kick)
UM-6:39-Nystrom 29 FG

2nd Qtr.: UM-9:49-Johnson 3 pass from Cockerham (Nystrom kick)
UM-6:16-Henderson 29 pass from Cockerham (Nystrom kick)
UM-:01-Nystrom 43 FG

3rd Qtr.: UM-10:46-Cockerham 9 run (Nystrom kick)
UM-9:16-Redmon 1 run (Nystrom kick)
ISU-5:00-Glenn 5 run (Strader kick)
UM-1:51-Mays 28 pass from Cockerham (Nystrom kick)

4th Qtr.: No Scoring

	MINNESOTA	Illinois State
First Downs	22	9
Rushing Yards	287	98
Passing Yards	284	93
Net Yards	571	191
Att/Comp/Int	29/21/0	28/8/0
Punts/Avg	6/47.7	12/43.9
Fumbles/Lost	1/0	0/0
Penalties/Yds	9/88	10/56

RUSHING

UM: Billy Cockerham - 17/156, 2 TDs
ISU: Walter James - 12/46

PASSING

UM: Billy Cockerham - 22/18/0, 218 yards, 2 TDs
ISU: Kevin Glenn - 25/6/0, 88 yards

RECEIVING

UM: Luke Levenson - 6/86
ISU: Cory Grow - 3/55

HIGHLIGHTS

Senior quarterback Billy Cockerham set career highs in both rushing and passing to lead the Golden Gophers to a 55-7 thumping of Illinois State. Cockerham completed 18-of-22 pass attempts for a career-high 218 yards and two touchdowns. He also carried the ball 17 times for a career-high 156 yards and two touchdowns. Cockerham scored on the first possession of the game, a career-high 56-yarder and the rout was on. He also connected with sophomore Ron Johnson on a three-yard touchdown pass and to junior Antoine Henderson on a 29-yard touchdown pass. In the third quarter, Cockerham scored again on a nine-yard run to put Minnesota up 41-0. Senior running back Thomas Hamner scored his fifth touchdown of the year with a two-yard run in the first quarter, and freshman Tellis Redmon scored on a one-yard touchdown run in the third quarter. Freshman placekicker Dan Nystrom connected on field goals from 29 and 43 yards out, respectively. The defense nearly completed its second shutout in a row, but Illinois State quarterback Kevin Glenn scored on a five-yard touchdown run late in the third quarter. The touchdown snapped an impressive streak of nine-plus quarters - 156 minutes, 36 seconds to be exact - of scoreless football for the Golden Gopher defense.

Game #4 • Minnesota at Northwestern
Oct. 2, 1999 • Ryan Field (24,439)

SCOREBOARD	1	2	3	4	Final
MINNESOTA	14	3	7	9	33
Northwestern	7	0	7	0	14

SCORING SUMMARY

1st Qtr.: UM-10:52-Cockerham 2 run (Nystrom kick)
UM-4:21-Hamner 7 run (Nystrom kick)
NU-1:08-Johnson 49 pass from Kustok (Long kick)

2nd Qtr.: UM-3:55-Nystrom 27 FG

3rd Qtr.: NU-12:13-Kustok 11 run (Long kick)
UM-:07-Hamner 64 pass from Cockerham (Nystrom kick)

4th Qtr.: UM-14:46-Levenson 16 run (Nystrom kick)
UM-9:35-Team safety

	MINNESOTA	Northwestern
First Downs	18	14
Rushing Yards	220	95
Passing Yards	222	225
Net Yards	442	320
Att/Comp/Int	38/17/0	28/10/3
Punts/Avg	8/34.1	8/28.1
Fumbles/Lost	2/2	4/3
Penalties/Yds	11/78	5/31

RUSHING

UM: Thomas Hamner - 25/118, 1 TD
NU: Damien Anderson - 20/48

PASSING

UM: Billy Cockerham - 38/17/0, 222 yards, 1 TD
NU: Zak Kustok - 15/7/1, 173 yards, 1 TD

RECEIVING

UM: Luke Levenson - 7/68
NU: Jay Tant - 3/42

HIGHLIGHTS

The Golden Gophers opened up their 1999 Big Ten season with a 33-14 victory over Northwestern at Ryan Field in Evanston, Ill. The victory marks the first time Minnesota has won a Big Ten road game since a 17-14 win over Wisconsin, Oct. 22, 1994. It's also the first time Minnesota has won a Big Ten road opener since a 19-7 win over Purdue, Oct. 6, 1990. Big plays on both sides of the ball told the story of the day. The defense tallied seven team sacks, a blocked punt which resulted in a safety and three interceptions, while the offense had a 63-yard reverse play and a 64-yard passing touchdown. Junior linebacker Ben Mezera led the sack attack with three sacks for a loss of 17 yards. Senior strong safety Tyrone Carter paced the defense with 13 tackles, while junior linebacker Sean Hoffman collected 12 tackles including a school record six for loss en route to earning Big Ten Defensive Player of the Week honors. Minnesota led the game 17-7 at halftime with touchdowns from Billy Cockerham and Thomas Hamner from two and seven yards out respectively. Northwestern scored early in the second half to bring the score to 17-14. After Northwestern missed a 39-yard field goal to even the score late in the third quarter, the Golden Gophers scored two touchdowns, including the career-high 64-yard touchdown reception by Hamner with seven seconds remaining in the third quarter. Minnesota also blocked their third punt of the season to score two points on a safety to seal the 33-14 win. Hamner finished the day with 118 yards on 25 carries, his 10th 100-yard rushing game of his career. Cockerham completed 17-of-38 pass attempts for a career-high 222 yards and one touchdown.

GOLDEN GOPHER FOOTBALL

Game #5 • Minnesota vs. Wisconsin
Oct. 9, 1999 • Metrodome (63,108)

SCOREBOARD	1	2	3	4	OT	Final
Wisconsin	0	14	0	3	3	20
MINNESOTA	7	7	0	3	0	17

SCORING SUMMARY

1st Qtr.: UM-12:44-Bruce 24 pass from Cockerham (Nystrom kick)
2nd Qtr.: UW-9:30-Dayne 3 run (Pisetsky kick)
 UM-6:29-Hamner 49 pass from Cockerham (Nystrom kick)
 UW-2:07-Davis 81 pass from Bollinger (Pisetsky kick)
3rd Qtr.: No Scoring
4th Qtr.: UM-12:51-Nystrom 37 FG
 UW-2:59-Pisetsky 36 FG
OT: UW-Pisetsky 31 FG

	MINNESOTA	Wisconsin
First Downs	17	22
Rushing Yards	188	156
Passing Yards	197	212
Net Yards	385	368
Att/Comp/Int	27/12/1	21/11/0
Punts/Avg	8/42.0	8/41.8
Fumbles/Lost	1/0	0/0
Penalties/Yds	9/85	9/75

RUSHING

UM: Thomas Hamner - 27/144
 UW: Ron Dayne - 25/80, 1 TD

PASSING

UM: Billy Cockerham - 27/12/1, 197 yards, 2 TDs
 UW: Brooks Bollinger - 21/11/0, 212 yards, 1 TD

RECEIVING

UM: Thomas Hamner - 7/92, 1 TD
 UW: Nick Davis - 3/91, 1 TD

HIGHLIGHTS

The 109th game between Minnesota and Wisconsin will go down in the history books as one of the greatest games between the two schools all-time. The two teams battled to a 17-17 tie in regulation. Minnesota had the first possession in the overtime period, but failed to capitalize. Wisconsin then advanced the ball 11 yards and kicker Vitaly Pisetsky split the uprights from 31 yards out to win the game 20-17. Minnesota started the game with an 86-yard scoring drive that ended with a 24-yard touchdown pass from Billy Cockerham to senior Arland Bruce. Wisconsin answered in the second quarter when Ron Dayne punched the ball in from three yards out. Minnesota regained the lead when Cockerham found Thomas Hamner on a 49-yard touchdown pass. Once again Wisconsin answered with an 81-yard touchdown strike from Brooks Bollinger to Nick Davis to tie the game at 14 at halftime. After a scoreless third quarter, freshman Dan Nystrom split the uprights from 37 yards out to make the score 17-14. Wisconsin kicker Vitaly Pisetsky once again tied the game, 17-17, with 2:59 remaining. Hamner finished the day with 144 rushing yards on 27 carries. He also caught seven passes for 92 yards and a touchdown. Sophomore Delvin Jones paced the defense with 18 tackles, including 14 unassisted.

Game #6 • Minnesota at Illinois
Oct. 16, 1999 • Memorial Stadium (49,152)

SCOREBOARD	1	2	3	4	Final
MINNESOTA	14	3	10	10	37
Illinois	0	7	0	0	7

SCORING SUMMARY

1st Qtr.: UM-4:30-Leverson 74 punt return (Nystrom kick)
 UM-1:25-Mays 6 pass from Cockerham (Nystrom kick)
2nd Qtr.: UM-11:59-Nystrom 26 FG
 ILL.-:54-Moorehead 32 pass from Kittner (Rackers kick)
3rd Qtr.: UM-8:53-Nystrom 24 FG
 UM-4:03-Hamner 19 run (Nystrom kick)
4th Qtr.: UM-10:23-Nystrom 20 FG
 UM-2:12-Evans 3 run (Nystrom kick)

	MINNESOTA	Illinois
First Downs	27	18
Rushing Yards	367	145
Passing Yards	95	180
Net Yards	462	325
Att/Comp/Int	16/9/1	45/19/1
Punts/Avg	3/38.7	6/45.3
Fumbles/Lost	0/0	1/0
Penalties/Yds	6/70	3/34

RUSHING

UM: Thomas Hamner - 32/184, 1 TD
 ILL: Steve Havard - 10/60

PASSING

UM: Billy Cockerham - 15/9/0, 95 yards, 1 TD
 ILL: Kurt Kittner - 45/19/1, 180 yards, 1 TD

RECEIVING

UM: Ron Johnson - 4/53
 ILL: Elmer Hickman - 7/40

HIGHLIGHTS

The Golden Gophers won their second Big Ten road game of the season with an impressive 37-7 victory over the University of Illinois. Minnesota struck first when senior wide receiver Luke Leverson returned a punt for a career-high 74-yard touchdown at the 4:50 mark of the first quarter. At the end of the first quarter, the Golden Gophers tacked on seven more points when senior quarterback Billy Cockerham connected with sophomore Jermaine Mays on a six-yard touchdown pass. Freshman kicker Dan Nystrom hit a 26-yard field goal early in the second. Illinois collected its only points of the game on a 32-yard touchdown pass from quarterback Kurt Kittner to Aaron Moorehead with just 54 seconds left in the first half. The second half was all Minnesota, as they collected 261 yards on the ground. Senior running back Thomas Hamner scored on a 19-yard touchdown run. Nystrom hit two more field goals from 24 and 20 yards out and with just two minutes left in the game, senior running back Byron Evans ran it in for a three-yard score. Hamner finished the day with a career-high 184 yards on 32 carries and a touchdown. Cockerham also rushed for 100 yards on 23 carries. The defense held the Fighting Illini to just 145 yards rushing. Senior strong safety Tyrone Carter added eight tackles to raise his career total to 448. Carter surpassed Rod Woodson of Purdue, who had 445 career tackles, as the all-time Big Ten tackles leader for defensive backs.

GOLDEN GOPHER FOOTBALL

Game #7 • Minnesota vs. Ohio State
Oct. 23, 1999 • Metrodome (50,842)

SCOREBOARD	1	2	3	4	Final
Ohio State	7	0	7	6	20
MINNESOTA	0	10	7	0	17

SCORING SUMMARY

1st Qtr.: OSU-13:19-Wiley 3 run (Stultz kick)
 2nd Qtr.: UM-14:55-Cockerham 9 run (Nystrom kick)
 UM-9:36-Nystrom 30 FG
 3rd Qtr.: OSU-7:07-Wiley 44 run (Stultz kick)
 UM-1:23-Hamner 7 run (Nystrom kick)
 4th Qtr.: OSU-6:18-Stultz 43 FG
 OSU-1:15-Stultz 40 FG

	MINNESOTA	Ohio State
First Downs	13	15
Rushing Yards	181	155
Passing Yards	100	117
Net Yards	281	272
Att/Comp/Int	11/6/1	23/12/0
Punts/Avg	8/39.9	8/40.9
Fumbles/Lost	1/1	1/1
Penalties/Yds	6/53	4/31

RUSHING

UM: Thomas Hamner - 25/115, 1TD
 OSU: Michael Wiley - 22/118, 2 TDs

PASSING

UM: Billy Cockerham - 11/6/1, 100 yards
 OSU: Steve Bellisari - 12/6/0, 40 yards
 Austin Moherman - 10/5/0, 49 yards

RECEIVING

UM: Luke Levenson - 2/44
 OSU: Ken-Yon Rambo - 4/38

HIGHLIGHTS

The Golden Gophers dropped their second Big Ten home game of the year with a 20-17 loss to Ohio State in front of 50,842 at the Metrodome. It was a tale of two halves as Minnesota dominated the game in the first half holding the Buckeyes to just two first downs and 12 yards rushing, but only led 10-7 at the break. In the second half Ohio State rushed for 143 yards and racked up 13 first downs en route to scoring one touchdown and two field goals, while holding Minnesota to three first downs and 67 yards rushing. A pair of fourth quarter field goals were the difference as OSU scored the come from behind victory. Minnesota gave up the first score of the game for only the second time this season, when OSU converted a Billy Cockerham interception into seven points on a three-yard run by Michael Wiley. Minnesota tallied 10 points on 187 yards of offense as the Minnesota defense held OSU to just 46 yards of offense. The Buckeyes turned the tables in the second half, scoring 13 points to Minnesota's seven. They did it by keeping the Golden Gophers pinned back in their own end of the field. Five of Minnesota's six drives started inside their own 25, and none of those five progressed past their own 35-yard line. In the critical fourth quarter, OSU tied and took the lead on a pair of 40-plus yard field goals by Dan Stultz. They forced Minnesota to start all three of its drives inside its own 25, and none of those three drives resulted in a first down. Conversely, OSU's drives that led to the two field goals started on their own 48 and 38-yard lines respectively.

Game #8 • Purdue vs. Minnesota
Oct. 30, 1999 • Metrodome (48,869)

SCOREBOARD	1	2	3	4	Final
Purdue	10	0	9	14	33
MINNESOTA	0	7	0	21	28

SCORING SUMMARY

1st Qtr.: PUR-8:39-Stratton 11 pass from Brees (Dorsch kick)
 PUR-1:54-Dorsch 30 FG
 2nd Qtr.: UM-14:32-Hamner 9 run (Nystrom run)
 3rd Qtr.: PUR-9:42-Dorsch 26 FG
 PUR-3:23-Lowe 2 run (Lowe run failed)
 4th Qtr.: UM-14:01-Cockerham 1 run (Nystrom kick)
 PUR-11:16-Lowe 1 run (Dorsch kick)
 MN-9:52-Hamner 60 run (Nystrom kick)
 PUR-5:22-Lane 8 pass from Brees (Dorsch kick)
 UM-2:43-Johnson 12 pass from Cockerham (Nystrom kick)

	MINNESOTA	Purdue
First Downs	19	27
Rushing Yards	249	192
Passing Yards	179	283
Net Yards	428	475
Att/Comp/Int	25/13/1	41/28/0
Punts/Avg	3/43.3	3/36.7
Fumbles/Lost	2/1	1/0
Penalties/Yds	8/43	2/10

RUSHING

UM: Thomas Hamner - 20/166, 2 TDs
 PUR: Montrell Lowe - 28/127, 2 TDs

PASSING

UM: Billy Cockerham - 24/13/1, 179 yards, 1 TD
 PUR: Drew Brees - 41/28/0, 283 yards, 2 TDs

RECEIVING

UM: Ron Johnson - 4/64, 1 TD
 Luke Levenson - 4/56
 PUR: Chris Daniels - 13/101

HIGHLIGHTS

Minnesota lost its third game this season by less than a touchdown, dropping a 33-28 loss to Purdue at the Metrodome. It was a game that matched the No. 1 ranked defense in the Big Ten against the No. 1 ranked offense in the Big Ten. Last year Purdue and Heisman candidate quarterback Drew Brees racked up a school-record 692 yards in total offense en route to scoring 56 points. This year Minnesota defensive coordinator David Gibbs changed the defensive scheme, eliminating long pass plays and forcing the Boilermakers into four long drives of five-plus minutes and 10-12 plays. The Golden Gophers held Purdue to just 10 points in the first half. A touchdown and a field goal added in the third quarter gave the Boilermakers a 19-7 advantage. A total of 35 points combined were scored in the fourth quarter. Despite a 21-point rally by the Golden Gophers, Purdue came out on top. First half turnovers hurt Minnesota, especially an interception thrown by Billy Cockerham and a fumble on the Purdue 16-yard line by Thomas Hamner. Overall, Purdue only committed two penalties in the game compared to Minnesota's eight and did not turn the ball over. Hamner finished with his fifth consecutive 100-yard rushing game with 166 yards on 20 carries. Senior strong safety Tyrone Carter finished the game with 15 tackles, a season-high.

GOLDEN GOPHER FOOTBALL

Game #9 • Minnesota at Penn State
Nov. 6, 1999 • Beaver Stadium (96,753)

SCOREBOARD	1	2	3	4	Final
MINNESOTA	3	6	6	9	24
Penn State	7	7	3	6	23

SCORING SUMMARY

1st Qtr.: PS-10:26-Cerimele 5 run (Forney kick)
UM-4:59-Nystrom 27 FG
2nd Qtr.: UM-13:47-Johnson 25 pass from Cockerham
(Nystrom kick failed)
PS-3:59-Johnson 17 pass from Thompson
(Forney kick)
3rd Qtr.: PS-5:19-Forney 20 FG
UM-2:16-Cockerham 3 run
(Cockerham pass failed)
4th Qtr.: PS-14:17-Forney 44 FG
UM-11:25-Hamner 49 pass from Cockerham
(Cockerham pass failed)
PS-9:12-Forney 44 FG
UM--00-Nystrom 32 FG

	MINNESOTA	Penn State
First Downs	17	21
Rushing Yards	114	176
Passing Yards	277	184
Net Yards	391	360
Att/Comp/Int	24/14/0	30/14/0
Punts/Avg	7/37.3	7/35.0
Fumbles/Lost	1/0	0/0
Penalties/Yds	1/15	5/34

RUSHING

UM: Thomas Hamner - 38/96
PS: Eric McCoo - 16/107, 1 TD

PASSING

UM: Billy Cockerham - 24/14/0, 277 yards, 2 TDs
PS: Kevin Thompson - 27/12/0, 158 yards, 1 TD

RECEIVING

UM: Arland Bruce - 4/36; Ron Johnson - 3/91, 1 TD
PS: Chafie Fields - 3/33

HIGHLIGHTS

The Golden Gophers earned their sixth win of the season with a 24-23 upset of No. 2-ranked Penn State on a last second field goal, making them a bowl eligible team for the first time since 1990. In a game with six lead changes, Minnesota found themselves trailing by two points with just under two minutes left in the game. Starting on their own 20-yard line, quarterback Billy Cockerham threw a 46-yard pass to Ron Johnson to put Minnesota on Penn State's 34-yard line. After two incompletions and a sack for a loss of six yards, Minnesota was faced with fourth and 16. Cockerham threw a 27-yard pass intended for Johnson, which was knocked out of his hands and scooped up in a diving effort by Arland Bruce on the Penn State 13-yard line. Minnesota ran three plays to set up a 32-yard field goal by freshman Dan Nystrom. The 24-23 victory marks the first time Minnesota had beaten a top five nationally ranked team since Nov. 15, 1986, when they knocked off No. 2-ranked Michigan 20-17 in Ann Arbor, Mich. Senior Tyrone Carter collected eight tackles on the day to bring his career total to 483, setting the all-time Minnesota tackle record as well as the NCAA Division I-A defensive backs tackle record. Senior running back Thomas Hamner carried the ball a career-high 38 times for 96 yards, and caught a 49-yard touchdown pass. Cockerham completed 14-of-24 pass completions for a career-high 277 yards and two touchdowns, en route to earning co-Big Ten Offensive Player of the Week honors. Nystrom also earned co-Big Ten Special Teams Player of the Week honors.

Game #10 • Indiana at Minnesota
Nov. 13, 1999 • Metrodome (47,852)

SCOREBOARD	1	2	3	4	Final
Indiana	7	10	3	0	20
MINNESOTA	10	14	0	20	44

SCORING SUMMARY

1st Qtr.: IU-11:39-Williams 4 run (Payne kick)
UM-7:35-Johnson 39 pass from Cockerham
(Nystrom kick)
UM--34-Nystrom 51 FG
2nd Qtr.: IU-10:21-Williams 2 run (Payne kick)
IN-6:38-Payne 32 FG
UM-4:05-Cockerham 1 run (Nystrom kick)
UM--29-Cockerham 1 run (Nystrom kick)
3rd Qtr.: IU-8:53-Payne 30 FG
4th Qtr.: UM-12:24-Nystrom 25 FG
UM-10:22-Wyrick 61 interception return
(Nystrom kick)
UM-8:37-Nystrom 24 FG
UM-1:12-Evans 12 run (Nystrom kick)

	MINNESOTA	Indiana
First Downs	28	25
Rushing Yards	333	202
Passing Yards	123	185
Net Yards	456	387
Att/Comp/Int	16/7/3	33/15/1
Punts/Avg	1/39.0	4/39.0
Fumbles/Lost	1/1	3/1
Penalties/Yds	7/69	9/35

RUSHING

UM: Thomas Hamner - 34/174
IU: Levron Williams - 16/123, 2 TDs

PASSING

UM: Billy Cockerham - 16/7/3, 123 yards, 1 TD
IU: Antwaan Randle El - 30/12/1, 161 yards

RECEIVING

UM: Ron Johnson - 6/108, 1 TD
IU: Derin Graham - 4/67

HIGHLIGHTS

The No. 20-ranked Golden Gophers scored 20 unanswered points in the fourth quarter to defeat Indiana 44-20, recording their seventh victory of the season. This marks the most regular season wins since the Golden Gophers had seven in 1977. Despite Minnesota's four turnovers and seven penalties, the Golden Gophers were still able to put up 456 total yards including 333 rushing yards. In the first half of play, Minnesota led 24-17 in what was an even half for both teams. Minnesota tied the score at 17-17 with a one-yard run by quarterback Billy Cockerham late in the second quarter. Indiana failed to convert a first down and turned the ball back over to Minnesota with just a little over two minutes left in the first half. Cockerham orchestrated a 10-play, 48-yard drive to score another one-yard touchdown run to take a 24-17 lead at halftime. Indiana came within four points after kicking a 30-yard field goal in the third quarter. The fourth quarter belonged to Minnesota as they converted two Indiana turnovers into 10 points, including Jimmy Wyrick's 61-yard interception return for a touchdown. Senior running back Thomas Hamner carried the ball 34 times for 174 yards for the game. Cockerham added 111 yards and two touchdowns as Minnesota had two 100-yard rushers in a game for the second time this year. Sophomore Ron Johnson caught six passes for a career-high 108 yards. Nystrom also broke Minnesota's season kick scoring record with 79 points after scoring 14 against Indiana.

GOLDEN GOPHER FOOTBALL

Game #11 • Minnesota at Iowa
Nov. 20, 1999 • Kinnick Stadium (55,386)

SCOREBOARD	1	2	3	4	Final
MINNESOTA	7	3	5	10	25
Iowa	0	21	0	0	21

SCORING SUMMARY

1st Qtr.: UM-1:04-Johnson 20 pass from Cockerham (Nystrom kick)
 2nd Qtr.: Iowa-14:30-Kasper 33 pass from Mullen (Douglas kick)
 UM-8:52-Nystrom 24 FG
 Iowa-2:27-Yamini 6 pass from Mullen (Douglas kick)
 Iowa-:40-Betts 7 pass from Mullen (Douglas kick)
 3rd Qtr.: UM-9:38-Nystrom 37 FG
 UM-:38-Team safety
 4th Qtr.: UM-9:15-Bruce 73 run (Nystrom kick)
 UM-3:35-Nystrom 41 FG

	MINNESOTA	Iowa
First Downs	17	22
Rushing Yards	297	77
Passing Yards	175	340
Net Yards	472	417
Att/Comp/Int	24/14/0	51/28/1
Punts/Avg	8/40.5	8/39.9
Fumbles/Lost	2/1	2/1
Penalties/Yds	8/60	5/44

RUSHING

UM: Billy Cockerham - 15/122
 Iowa: Ladell Betts - 19/77

PASSING

UM: Billy Cockerham - 24/14/0, 175 yards, TD
 Iowa: Scott Mullen - 51/28/1, 340 yards, 3 TDs

RECEIVING

UM: Luke Levenson - 7/80
 Iowa: Kevin Kasper - 6/98, TD

HIGHLIGHTS

Minnesota squeaked out a 25-21 victory over Iowa in Iowa City to wrap-up the regular season with an 8-3 overall record. After Minnesota jumped out to a 7-0 lead, the Golden Gophers nearly self-destructed. Iowa responded with three touchdowns in the second quarter to go up 21-10 at halftime. After regrouping, Minnesota came back out and scored five points in the third quarter on a 37-yard field goal by Dan Nystrom and a team safety after junior Karon Riley sacked Iowa's Scott Mullen in the end zone. Down by six points, Billy Cockerham threw a lateral screen to Arland Bruce who scampered 73 yards for the touchdown giving the Gophers a 22-21 lead. Nystrom added three points for Minnesota to make the score 25-21 on a 41-yard field goal with 3:35 left. With time running out, Iowa regained possession and orchestrated a long drive starting at their 22-yard line all the way to the Minnesota three-yard line. On fourth and goal, Mullen's pass was batted down by Sean Hoffman. Overall on the day senior Cockerham completed 14-of-24 pass attempts for 175 yards and a touchdown as well as recording 122 yards on the ground. His 297 yards of total offense helped him set a school single-season record with 2,639 yards. The defense recorded five sacks, led by Riley's three (tied a school record), setting a school single-season record with 43.

The Automated ScoreBook For Football
 Minnesota Overall Team Statistics (as of Nov 21, 1999)
 All games

TEAM STATISTICS	MN	OPP
SCORING.....	348	172
Points Per Game.....	31.6	15.6
FIRST-DOWNS.....	214	194
Rushing.....	133	83
Passing.....	74	97
Penalty.....	7	14
RUSHING YARDAGE.....	2630	1530
Yards gained rushing.....	2906	1926
Yards lost rushing.....	276	396
Rushing Attempts.....	517	452
Average Per Rush.....	5.1	3.4
Average Per Game.....	239.1	139.1
TDs Rushing.....	25	11
PASSING YARDAGE.....	1939	1921
Att-Comp-Int.....	255-135-9	340-159-8
Average Per Pass.....	7.6	5.7
Average Per Catch.....	14.4	12.1
Average Per Game.....	176.3	174.6
TDs Passing.....	13	9
TOTAL OFFENSE.....	4569	3451
Total Plays.....	772	792
Average Per Play.....	5.9	4.4
Average Per Game.....	415.4	313.7
KICKOFF RETURNS: #-YARDS.....	31-511	60-1091
PUNT RETURNS: #-YARDS.....	44-605	24-169
INT RETURNS: #-YARDS.....	8-210	9-51
KICKOFF RETURN AVERAGE.....	16.5	18.2
PUNT RETURN AVERAGE.....	13.8	7.0
INT RETURN AVERAGE.....	26.3	5.7
FUMBLES-LOST.....	18-10	17-11
PENALTIES-YARDS.....	80-681	64-447
Average Per Game.....	61.9	40.6
PUNTS-YARDS.....	62-2509	83-3241
Average Per Punt.....	40.5	39.0
Net punt average.....	37.7	31.8
TIME OF POSSESSION/GAME.....	28:54	31:06
3RD-DOWN CONVERSIONS.....	59/160	63/184
3rd-Down Pct.....	37%	34%
4TH-DOWN CONVERSIONS.....	9/12	3/12
4th-Down Pct.....	75%	25%
SACKS BY-YARDS.....	42-230	17-87
MISC YARDS.....	0	0
TOUCHDOWNS SCORED.....	42	20
FIELD GOALS-ATTEMPTS.....	17-21	11-16
PAT KICKS-ATTEMPTS.....	39-40	19-19
ATTENDANCE.....	318086	225730
Games/Avg Per Game.....	7/45441	4/56433

BY QUARTER	1st	2nd	3rd	4th	OT	Total
Team.....	93	96	63	96	0	348
Opponents...	45	59	36	29	3	172

The Automated ScoreBook For Football
 Minnesota Overall Individual Statistics (as of Nov 21, 1999)
 All games

RUSHING	G	Att	Gain	Loss	Net	Avg	TD	Long	Avg/G
Hamner, Thomas	11	288	1423	61	1362	4.7	10	60	123.8
Cockerham, B.	11	156	955	150	805	5.2	10	56	73.2
Evans, Byron	10	30	222	1	221	7.4	2	54	22.1
Henderson, A.	8	5	107	0	107	21.4	0	63	13.4
Bruce, Arland	11	4	96	0	96	24.0	1	73	8.7
Levenson, Luke	11	8	37	4	33	4.1	1	16	3.0
Fitzpatrick, R.	11	9	28	0	28	3.1	0	6	2.5
Redmon, Tellis	11	8	24	2	22	2.8	1	8	2.0
Persby, Andy	7	4	12	0	12	3.0	0	5	1.7
Rindels, Ryan	11	1	0	12	-12	-12.0	0	0	-1.1
TM	3	3	2	19	-17	-5.7	0	0	-5.7
Johnson, Ron	11	1	0	27	-27	-27.0	0	0	-2.5
Total.....	11	517	2906	276	2630	5.1	25	73	239.1
Opponents.....	11	452	1926	396	1530	3.4	11	44	139.1

PASSING	G	Effic	Att-Cmp	Int	Pct	Yds	TD	Lng	Avg/G
Cockerham, B.	11	127.89	239-128	8	53.6	1834	12	89	166.7
Persby, Andy	7	136.57	14-7	0	50.0	105	1	35	15.0
Johnson, Ron	11	0.00	1-0	0	0.0	0	0	0	0.0
Keller, Ryan	11	-200.00	1-0	1	0.0	0	0	0	0.0
Total.....	11	126.58	255-135	9	52.9	1939	13	89	176.3
Opponents.....	11	98.25	340-159	8	46.8	1921	9	81	174.6

RECEIVING	G	No.	Yds	Avg	TD	Long	Avg/G
Johnson, Ron	11	36	520	14.4	5	46	47.3
Levenson, Luke	11	35	421	12.0	0	38	38.3
Hamner, Thomas	11	19	298	15.7	3	64	27.1
Bruce, Arland	11	18	221	12.3	1	31	20.1
Hass, Alex	11	10	170	17.0	0	49	15.5
Mays, Jermaine	11	5	73	14.6	2	28	6.6
Henderson, A.	8	3	127	42.3	2	89	15.9
Brewer, Jack	11	2	15	7.5	0	10	1.4
Keller, Ryan	11	2	8	4.0	0	5	0.7
Rackley, Derek	11	1	44	44.0	0	44	4.0
Vevea, Zach	11	1	19	19.0	0	19	1.7
Dettman, S.	11	1	10	10.0	0	10	0.9
Jones, Elvin	11	1	7	7.0	0	7	0.6
Evans, Byron	10	1	6	6.0	0	6	0.6
Total.....	11	135	1939	14.4	13	89	176.3
Opponents.....	11	159	1921	12.1	9	81	174.6

PUNT RETURNS	No.	Yds	Avg	TD	Long
Carter, Tyrone	30	356	11.9	0	36
Levenson, Luke	9	150	16.7	1	74
Redmon, Tellis	2	54	27.0	1	22
Graham, Trevis	1	14	14.0	0	0
Lehan, Mike	1	12	12.0	0	0
Jones, Delvin	1	19	19.0	0	0
Total.....	44	605	13.8	2	74
Opponents.....	24	169	7.0	0	37

INTERCEPTIONS	No.	Yds	Avg	TD	Long
Jones, Delvin	2	3	1.5	0	2
Wyrick, Jimmy	2	115	57.5	1	61
Brewer, Jack	2	-4	-2.0	0	0
Middlebrooks, W	1	26	26.0	1	26
Lehan, Mike	1	45	45.0	0	45
Total.....	8	210	26.3	2	61
Opponents.....	9	51	5.7	0	36

KICK RETURNS	No.	Yds	Avg	TD	Long
Carter, Tyrone	15	261	17.4	0	28
Henderson, A.	10	208	20.8	0	34
Redmon, Tellis	3	37	12.3	0	17
Osei, Astein	1	0	0.0	0	0
Levenson, Luke	1	14	14.0	0	14
Vevea, Zach	1	0	0.0	0	0
Brewer, Jack	0	-9	0.0	0	0
Total.....	31	511	16.5	0	34
Opponents.....	60	1091	18.2	0	41

FUMBLE RETURNS	No.	Yds	Avg	TD	Long
Total.....	0	0	0.0	0	0
Opponents.....	1	0	0.0	0	0

The Automated ScoreBook For Football
 Minnesota Overall Individual Statistics (as of Nov 21, 1999)
 All games

TOTAL OFFENSE				SCORING											
	G	Plays	Rush	Pass	Total	Avg/G	TD	FGs	Kick	Rush	Rcv	Pass	DXP	Saf	Pts
Cockerham, B.	11	395	805	1834	2639	239.9									
Hammer, Thomas	11	288	1362	0	1362	123.8									
Evans, Byron	10	30	221	0	221	22.1									
Persby, Andy	7	18	12	105	117	16.7									
Henderson, A.	8	5	107	0	107	13.4									
Bruce, Arland	11	4	96	0	96	8.7									
Leverson, Luke	11	8	33	0	33	3.0									
Fitzpatrick, R.	11	9	28	0	28	2.5									
Redmon, Tellis	11	8	22	0	22	2.0									
Rindels, Ryan	11	1	-12	0	-12	-1.1									
TM	3	3	-17	0	-17	-5.7									
Johnson, Ron	11	2	-27	0	-27	-2.5									
Total.....	11	772	2630	1939	4569	415.4									
Opponents.....	11	792	1530	1921	3451	313.7									

PATs									
	TD	FGs	Kick	Rush	Rcv	Pass	DXP	Saf	Pts
Nystrom, Dan	0	17-21	39-40	0-0	0	0-0	0	0	90
Hammer, Thomas	13	0-0	0-0	0-0	0	0-0	0	0	78
Cockerham, B.	10	0-0	0-0	0-0	0	0-2	0	0	60
Johnson, Ron	5	0-0	0-0	0-0	0	0-0	0	0	30
Henderson, A.	2	0-0	0-0	0-0	0	0-0	0	0	12
Bruce, Arland	2	0-0	0-0	0-0	0	0-0	0	0	12
Leverson, Luke	2	0-0	0-0	0-0	0	0-0	0	0	12
Mays, Jermaine	2	0-0	0-0	0-0	0	0-0	0	0	12
Redmon, Tellis	2	0-0	0-0	0-0	0	0-0	0	0	12
Evans, Byron	2	0-0	0-0	0-0	0	0-0	0	0	12
TM	0	0-0	0-0	0-0	0	0-0	0	3	6
Wyrick, Jimmy	1	0-0	0-0	0-0	0	0-0	0	0	6
Middlebrooks, W	1	0-0	0-0	0-0	0	0-0	0	0	6
Total.....	42	17-21	39-40	0-0	0	0-2	0	3	348
Opponents.....	20	11-16	19-19	0-1	0	0-0	0	0	172

ALL PURPOSE	G	Rush	Rec	PR	KOR	IR	FR	Tot	Avg/G
Hammer, Thomas	11	1362	298	0	0	0	0	1660	150.9
Cockerham, B.	11	805	0	0	0	0	0	805	73.2
Carter, Tyrone	11	0	0	356	261	3	0	620	56.4
Leverson, Luke	11	33	421	150	14	0	0	618	56.2
Johnson, Ron	11	-27	520	0	0	0	0	493	44.8
Henderson, A.	8	107	127	0	208	0	0	442	55.3
Bruce, Arland	11	96	221	0	0	0	0	317	28.8
Evans, Byron	10	221	6	0	0	0	0	227	22.7
Hass, Alex	11	0	170	0	0	0	0	170	15.5
Wyrick, Jimmy	11	0	0	0	0	115	0	115	10.5
Redmon, Tellis	11	22	0	54	37	0	0	113	10.3
Mays, Jermaine	11	0	73	0	0	0	0	73	6.6
Lehan, Mike	11	0	0	12	0	45	0	57	5.2
Rackley, Derek	11	0	44	0	0	0	0	44	4.0
Fitzpatrick, R.	11	28	0	0	0	0	0	28	2.5
Middlebrooks, W	10	0	0	0	0	26	0	26	2.6
Henry, Jimmy	11	0	0	0	0	22	0	22	2.0
Jones, Delvin	11	0	0	19	0	3	0	22	2.0
Veves, Zach	11	0	19	0	0	0	0	19	1.7
Graham, Trevis	11	0	0	14	0	0	0	14	1.3
Persby, Andy	7	12	0	0	0	0	0	12	1.7
Dettman, S.	11	0	10	0	0	0	0	10	0.9
Keller, Ryan	11	0	8	0	0	0	0	8	0.7
Jones, Elvin	11	0	7	0	0	0	0	7	0.6
Brewer, Jack	11	0	15	0	-9	-4	0	2	0.2
Rindels, Ryan	11	-12	0	0	0	0	0	-12	-1.1
TM	3	-17	0	0	0	0	0	-17	-5.7
Total.....	11	2630	1939	605	511	210	0	5895	535.9
Opponents.....	11	1530	1921	169	1091	51	0	4762	432.9

The Automated ScoreBook For Football
Minnesota Overall Individual Statistics (as of Nov 21, 1999)
All games

FIELD GOALS	FGM-FGA	Pct	01-19	20-29	30-39	40-49	50-99	Lg	Blk
Nystrom, Dan	17-21	81.0	0-0	9-10	4-5	3-5	1-1	51	1

PUNTING	No.	Yds	Avg	Long	TB	FC	I20	Blkd
Rindels, Ryan	62	2509	40.5	70	8	7	22	0
Total.....	62	2509	40.5	70	8	7	22	0
Opponents.....	83	3241	39.0	75	4	16	22	4

FG SEQUENCE	Minnesota	OPPONENTS
Ohio University	(49),45	-
Louisiana-Monroe	-	41
Illinois State	(29),(43)	-
Northwestern	(27),32,43	39
Wisconsin	27,(37)	(36),(31)
Illinois	(26),(24),(20)	31
Ohio State	(30)	(43),(40)
Purdue	-	(30),(26)
Penn State	(27),(32)	50,(20),(44),(44)
Indiana	(51),(25),(24)	(32),(30),33
Iowa Hawkeyes	(24),(37),(41)	-

Numbers in (parentheses) indicate field goal was made.

The Automated ScoreBook For Football
 Minnesota Overall Defensive Statistics (as of NOV 21, 1999)
 All games

DEFENSIVE LEADERS	GP	Tackles		Total	ForLoss	Sacks No-Yards	Pass Def		QBH	Fumbles Rcv-Yds	Blkd FF Kick Saf		
		UT	AT				BrUp	QBH					
22 Carter, Tyrone	11	99	28	127	4-10	1-2	0-3	2	.	1-0	2	.	.
21 Jones, Delvin	11	74	21	95	.	.	2-3	5	.	2-0	.	1	.
45 Hoffman, Sean	11	58	17	75	12-35	4-15	.	4	.	2-0	1	.	.
93 Schlecht, John	11	45	29	74	19-61	4-24	.	4	1	2-0	2	.	.
97 Mezera, Ben	11	46	15	61	16-92	12-64	.	2	.	1-0	1	.	.
91 Riley, Karon	11	45	13	58	22-119	16-101	.	1	.	.	2	.	.
92 Russ, Dyron	11	30	25	55	9-32	1-3	.	3	1	.	1	.	.
30 Wyrick, Jimmy	11	40	9	49	2-5	.	2-115	8	.	1-0	.	.	.
42 Middlebrooks, W	10	33	5	38	1-3	.	1-26	17
48 Osei, Astein	10	29	9	38	3-11	1-8	.	1	.	1-0	.	.	.
2 Brewer, Jack	11	26	6	32	.	.	2--4	1
26 Griffin, C.	11	17	3	20	.	.	.	1
99 Anderle, Matt	11	11	8	19	2-12	2-12	.	2
6 Henry, Jimmy	11	13	5	18	.	.	0-22	1
38 Hall, Justin	5	11	6	17	2-5	1-1	1	.	.
13 Graham, Trevis	11	11	4	15	1-2	.	.	1	.	.	.	1	.
52 Braaten, Luke	11	11	3	14	1-2	1-2	.	.	.	1-0	1	.	.
39 Lehan, Mike	11	13	.	13	.	.	1-45	1	.	.	.	1	.
95 Michals, Jon	8	8	3	11	2-14
9 Poole, Curtese	5	5	3	8	1-2	.	.	1
20 Rodgers, Fred	11	7	1	8
50 White, Greg	10	7	.	7	1-2
25 Prigge, Brad	11	3	1	4
18 Rackley, Derek	11	3	1	4
96 Sykora, Dave	7	2	1	3	1-4
98 Cernoch, Mike	6	2	1	3
23 Bruce, Arland	11	2	.	2	1	.	.
26 Zochert, Blake	2	.	1	1	.	.	.	1
14 Gruening, P.	11	1	.	1
7 Levenson, Luke	11	1	.	1
5 Cockerham, B.	11	1	.	1
3 Johnson, Ron	11	1	.	1
1 Keller, Ryan	11	1	.	1
70 Carey, Brian	1	1	.	1
52 Norton, Jeff	2	1	.	1
TM TM	3	1	.	1	3
80 Jones, Elvin	11	1	.	1
Total.....	11	660	218	878	99-411	43-232	8-210	56	2	11-0	12	3	3
Opponents.....	11	-	-	-	-	17-92	9-51	30	.	10-0	10	1	.