

# Minnesota's Forest Resources



**Department of Natural Resources  
Division of Forestry  
December 2007**

**500 Lafayette Road  
St. Paul, Minnesota 55155**



# Minnesota's Forest Resources

Revised 12/07

## Preface

This report is compiled annually by the Minnesota DNR – Forestry Division Utilization & Marketing staff. Publication began in the mid 1980s by John Krantz, former Utilization & Marketing Program Coordinator. The report is intended to answer frequently asked questions about Minnesota's forest resources such as: current conditions and trends in forest resources, and forest resource industrial use. Foresters, other natural resource managers, planners, people employed in forest industry, and forest policy makers will find items of interest in these pages.

We thank those who cooperated in providing and updating information for this report. They include many of Minnesota's wood product companies, the Minnesota DNR Utilization & Marketing Program staff and the USDA Forest Service Forest Inventory and Analysis (FIA) unit. Without their cooperation and assistance this report would not be possible.

## Highlights:

- Ainsworth's Grand Rapids OSB mill has been in what has been termed a temporary shutdown since September of 2006. The Cook mill was shut down for a portion of 2007, but ran for most of the year. Weyerhaeuser's Trus Joist mill in Deerwood has been in what has been termed an indefinite shutdown since September 2007. These and other slowdowns and curtailments continue to have a large impact on timber markets in Minnesota. The impacts are not yet reflected in the mill survey-derived "harvest" figures published in this report. Timber market slowdown impacts will be more fully reflected when next year's report is published. It is likely that 2006 harvest levels were down over 400,000 cords from 2005 levels.
- Timber imports of pulpwood into the state climbed in 2005, however it is important to note that although the available figures do not yet reflect it, it is highly likely that a significant reduction in imports and increase in exports has occurred since 2005. The change has been due to several factors, most notably reduced demand from mill closures and slowdowns, and also a shift in dollar exchange rates, making the Canadian dollar more valuable. It is likely that Minnesota is still a net importer of raw wood as of November 2007, but by a greatly reduced margin.
- Overall net growth for all species continued to outpace harvest levels. According to 2005 FIA figures, annual net growth of growing stock on timberland was approximately 6.21 million cords. According to mill and fuelwood survey data, the volume of wood harvested & utilized by industry and fuelwood users was approximately 3.72 million cords.
- Wood use for energy is a significant emerging issue. Utilization of logging residues and other formerly unutilized forest biomass such as brush has increased in some areas of the state. The increasing use is being driven by increased use of logging residue at several existing biomass energy facilities, and by several new biomass energy facilities starting up in late 2006. A section on woody biomass use was added to this year's report.
- No attempt was made to project 2008 harvest levels for this report, due mainly to uncertainty over the status of several large mills.

## Contact Information

Questions or requests for additional information can be directed to:

Keith Jacobson

Minnesota DNR Forest Product Utilization & Marketing Program Leader

500 Lafayette Road

St. Paul, MN 55155-4044

Phone: (651) 259-5270

Email: [keith.jacobson@dnr.state.mn.us](mailto:keith.jacobson@dnr.state.mn.us)

# Table of Contents

	Page
Preface	3
Resource and Industry Highlights	3
Contact Information	3
Wood-Using Industry Overview	5
Woody Biomass Energy	10
Forest Resources Overview	13
Harvest Levels	17
Sustainable Harvest Levels	25
Wood Supply and Demand Information for Important Cover Types and Species	29
Aspen/Balm of Gilead	31
Birch	34
Balsam Fir	36
Spruce	38
Tamarack	41
Northern Hardwoods	43
Maple	44
Basswood	45
Oak	46
Lowland Hardwoods	48
Ash	49
Red Pine	50
Jack Pine	52
White Pine	54
White Cedar	55
Timber Price Information	57
Glossary and Conversion Factors	61

# Wood-Using Industry



**A brief overview of Minnesota's wood-using industry, including mill location and product information for many of the larger mills, and total industry economic impact.**



# Minnesota Wood Industry At A Glance – 2007

## Annual Economic Impact

- Value of Forest Products Manufacturing Shipments 2006: 6.93 Billion (estimated)\*\*
- 4th Largest Manufacturing Industry in Minnesota Based on Employment (#1 Computer & Electronic Equipment, # 2 Fabricated Metal Products, #3 Food Manufacturing)\*
- Generates 11% of dollars of all manufacturing shipments\*
- Value-Added impact attributable to Minnesota timber = \$41.60 per dollar of timber sold, and 4.3 billion dollars total that stays in Minnesota \*

## Employment

- 39,800 Employees (Primary Processing [including logging] = approximately 13,900; Secondary Manufacturing = approximately 25,900)\*\*
- 1.92 Billion in wages paid\*\*
- **Important Industries Include:** Pulp & paper, OSB, Cabinets and Cabinet Parts, Window & Door Components (MN # 2 in U.S.), Store Fixtures, Office & Residential Furniture, Pallets, Crating & Pallet Parts, Millwork, Wood Shavings (for poultry industry).
- **Non-Traditional Industries Dependent on Forestry:** Balsam Boughs for Wreath Industry (annual sales of \$23 Million+), Wood “flour” energy for taconite industry, 6 co-generation facilities utilizing wood for energy production.

## Industry

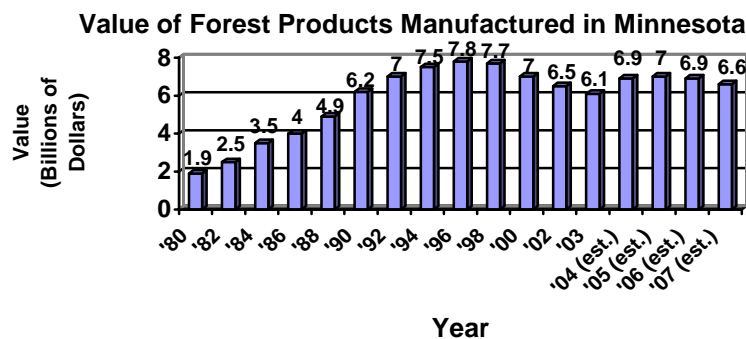
- 5 Pulp and Paper Mills
- 3 Recycled Pulp & Paper
- 3 Hardboard & Specialty
- 6 Oriented Strand/Structural Board (Ainsworth Grand Rapids and Weyerhaeuser Deerwood mills in temporary shutdown).
- 500+ Sawmills
- 150 Associated Specialty Businesses
- Over 800 Secondary Manufacturers

## Annual Volume of Timber Harvested

- Pulpwood = 3,019,800 Cords (2005)
- Sawlogs & Specialty = 272 Million Board Feet (2004). Included in this total are specialty items:
  - Veneer = 8.0 Million Board Feet (domestic) = .9 Million Board Feet (exported)
  - Chips = 8,000 Cords (fuel & mulch)
  - Shavings = 11,000 Cords (animal bedding)
  - Posts & Poles = 12,000 Cords
- Fuelwood = 149,000 Cords from timberland. (2002-03)

\*Minnesota Department of Employment & Economic Development analysis

\*\*Minnesota Forest Industries estimates based on 2006 data



## Minnesota Pulp and Paper – 2007

Firm	Wood Used	Product
UPM - Blandin Paper Mill Grand Rapids	Aspen, Balsam Fir and Spruce	Lightweight coated publication papers
Boise Cascade, LLC International Falls	Aspen, Balm, Pine, Spruce, Balsam Fir, Birch, Tamarack, Ash, Maple	Office papers, label and release papers, basesheets, business and specialty printing grades
Verso Paper Sartell	Aspen, Balsam Fir, Spruce	Coated and uncoated publication papers
NewPage Duluth	Balsam Fir, Pine, Spruce	Uncoated, lightweight supercalendered magazine and publication papers
SAPPI North America Cloquet	Aspen, Balm, Maple, Basswood, Birch, Tamarack, Pine	Coated freesheet fine printing and publication paper, market pulp
Recycling Mills		
Rock-Tenn Company St. Paul	Recycled Paper & Corrugated	Cardboard and corrugated boxes
NewPage Recycled Fiber Mill Duluth	High Grade Office Paper & Computer Paper	Market pulp
Liberty Paper Company Becker	Recycled Paper & Corrugated	Cardboard and corrugated boxes

## Minnesota Oriented Strand Board and Engineered Wood Products – 2007

Firm	Wood Used	Product
Ainsworth Engineered USA Grand Rapids	Aspen, Balm, Birch, Pine, Maple, Tamarack, Ash	OSB (Temporary shutdown since 9/06)
Louisiana-Pacific Two Harbors	Aspen, Balm, Birch	OSB – engineered siding panel
Northwood Panelboard Bemidji	Aspen, Balm, Birch, Maple	OSB
Ainsworth Engineered USA Bemidji	Aspen, Balm, Birch, Pine, Maple, Tamarack, Ash	OSB
Ainsworth Engineered USA Cook	Aspen, Balm, Birch, Pine, Maple, Tamarack, Ash	OSB
Trus Joist - a Weyerhaeuser Business Deerwood	Aspen, Balm, Birch	Engineered lumber products (Indefinite shutdown since 9/07)

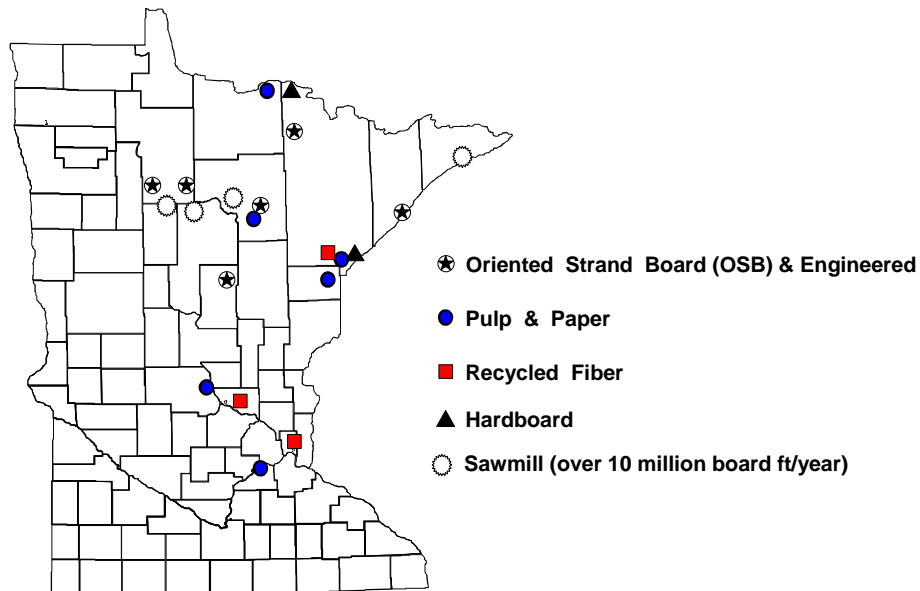
## Minnesota Hardboard and Specialty – 2007

Firm	Wood Used	Product
Certainteed Corporation Shakopee	Aspen, Mixed Hardwoods & Recycled Paper	Roofing felt
International Bildrite International Falls	Aspen, Balm & Recycled Paper	Sheathing
Georgia-Pacific Corporation, Superwood Division Duluth	Aspen, Pine, Mixed Hardwoods	Industrial hardboard



**OSB & ENGINEERED, PULP & PAPER, HARDBOARD, RECYCLING MILLS  
and LARGE SAWMILLS**

**Minnesota 2007**



Location of mills is an important factor in determining markets for wood. The map above shows the OSB, pulp & paper, recycled fiber, hardboard, sheathing and large sawmills in Minnesota. These mills utilize various species of wood material, with aspen pulpwood being by far the largest component.

**Minnesota – New and Expanding Large Wood Industry**

1975-2006	Product	Capital Investments (\$Millions)
Potlatch (now SAPPI) - Expansion	Paper	\$100
Potlatch (now Ainsworth Engineered USA) – Bemidji	OSB	40
Potlatch – (now Ainsworth Engineered USA) - Cook	OSB	40
Northwood Panelboard	OSB	45
Champion International (now International Paper)	Paper	250
Blandin (now Ainsworth Engineered USA)	OSB	50
Louisiana Pacific	OSB	30
Blandin (now UPM)	Paper	350
Potlatch (now SAPPI) – Modernization	Paper	100
LSPI (now Stora-Enso)	Paper	404
International Bildrite	Sheathing	12
Boise	Paper	990
MacMillian Bloedel (now Trus Joist - a Weyerhaeuser Business)	Laminated Strand Lumber	70
Potlatch – (now Ainsworth Engineered USA) Bemidji expansion	OSB	35
Potlatch	Lumber	22
Potlatch (now SAPPI)	Pulp Mill	525
Potlatch – (now Ainsworth Engineered USA) Cook expansion	OSB	60
<b>Total</b>		<b>\$3.123</b> <b>= \$3,123 Billion</b>

Source: MN DNR - Forestry

## Wood Energy and Woody Biomass Utilization

Woody biomass includes entire living and dead trees and brush stems in a forest, and also residue material generated throughout various forest product processing steps.

Woody biomass is increasingly being used in expanding renewable energy producing facilities in the state. Wood energy is not new to Minnesota, especially in the wood manufacturing industry. However, rising fossil fuel prices, climate change concerns and other factors have resulted in wood energy markets expanding significantly over the past three years. The outlook is for continuing expansion.

The prospect of expanded woody biomass harvest and processing has many potential upsides, including reduced dependence on foreign energy sources, improved bottom lines for logging and processing operations, and increased opportunities for forestry and wildlife management.

However, as with almost any opportunity, there are potential pitfalls to be avoided. Some of these include: impacts to raw material supply for existing forest industry, nutrient depletion on sensitive sites, and negative habitat consequences. Every one of the potential downsides can be managed, but doing so will require thoughtful guidance as woody biomass markets expand.

### Sources of Woody Biomass

Some sources of woody biomass include:

- Logging Residue. Tops and limbs leftover from commercial timber harvest operations.
- “Primary” Mill Residue from sawmills, etc. Almost all is presently utilized for various products, mostly energy.
- “Secondary” Mill Residue from cabinet manufacturers, etc. Large majority is presently utilized.
- Dedicated energy crops. A very small resource in Minnesota at present.
- Land clearing projects.
- Brush from brushlands. A significant potential resource, but the economics of harvesting and transporting need to improve before widespread use.
- Precommercial thinning, Timber Stand Improvement (TSI), Fire Hazard Reduction Vegetation Management Projects. Potential resource from intensified forestry and wildlife management.
- Urban Forests. A resource from tree clearing and maintenance and storm cleanup in urban areas. Largely used in mulch markets in major metropolitan areas.

### Markets for Woody Biomass

Woody biomass markets normally use portions of the forest resource without traditional forest product markets such as tops and limbs, small diameter timber, some forms of wood manufacturing residue, and sometimes brush.

Two main factors keep small-diameter timber, tops and limbs and brush from being used for most traditional forest products:

- 1) The high percentage of bark relative to wood fiber. Bark fiber is not suitable for many products.
- 2) The high cost of processing smaller diameter material. Processing efficiency is greater in larger material.

Woody biomass is a good fit for a number of products and markets, however.

They include:

- Engineered Wood: The Georgia Pacific hardboard mill in Duluth and the International Bildrite insulite mill in International Falls are the two engineered wood product mills in Minnesota that take bark-on chips.

- Special Forest Products (SFP) Markets include log furniture, craftwood, etc. These tend to be small volume, but high value markets.
- Landscape Mulch Markets limited in rural Minnesota, but are significant near metropolitan areas.
- Animal Bedding Animal bedding markets are limited in some of the highly forested regions of Minnesota due to most of the poultry and dairy industry being located in the central and southern portions of the state.
- Energy Energy is by far the largest market for woody biomass in Minnesota. The table below contains a list of some of the larger woody-biomass energy facilities in the state.

Some Large Wood-Fired Energy Producers in Minnesota		
COMPANY NAME	CITY	FUEL
MINNESOTA POWER	GRAND RAPIDS	MILL RESIDUE, LOGGING RESIDUE
BOISE	INT'L FALLS	MILL RESIDUE
VERSO PAPER	SARTELL	MILL RESIDUE
SAPPI	CLOQUET	MILL RESIDUE, LOGGING RESIDUE
MINNESOTA POWER	DULUTH	MILL RESIDUE, LOGGING RESIDUE
AINSWORTH	BEMIDJI	CURRENTLY CLOSED
ST. PAUL DISTRICT ENERGY	ST. PAUL	URBAN WOOD RESIDUE
LAURENTIAN ENERGY AUTHORITY	HIBBING	LOGGING RESIDUE, MILL RESIDUE
LAURENTIAN ENERGY AUTHORITY	VIRGINIA	LOGGING RESIDUE, MILL RESIDUE
CENTRAL MN ETHANOL WOOD GASIFIER	LITTLE FALLS	MILL RESIDUE, LOGGING RESIDUE
FIBROMINN	BENSON	TURKEY MANURE, WOOD CHIPS
MINNTAC TACONITE KILN	MOUNTAIN IRON	MILL RESIDUE

*In addition to the list above, there are many small medium and small wood processing companies that burn some or all of their wood waste for heat and/or process steam.*

### **Guidelines for Woody Biomass Harvest**

Because there are important ecological and environmental reasons for leaving some residue on-site after timber harvest, the Minnesota Forest Resources Council and DNR have developed new site-level forest management guidelines for harvest of woody biomass, in order to provide forest managers with improved direction regarding the management and use of logging residues and brush. The Guidelines are available online at: <http://www.frc.state.mn.us/FMgdline/BHGC.html>

### **Forestry Opportunities**

What are some forestry opportunities engendered by the developing woody biomass markets?

Logging Residue. In addition to local economic benefits, use of this material can, on some sites, improve ease and success of regeneration and reduce fuel loading and fire danger

Forest Health Management and Invasive Species Control. Opportunities may include bark beetle control in small diameter pine thinnings, spruce sanitation harvests to control dwarf mistletoe, and others.

Brush From Brushlands. There are excellent wildlife habitat benefits from brushland management.

“Precommercial Thinning”, Timber Stand Improvement (TSI) and Fire Hazard Reduction. A resource of currently unmerchantable woody material is produced during forest management activities such as very early thinnings and wildfire hazard reduction work. If the economics can be made to work and ecological concerns are addressed, the potential benefits of doing more of this work would be significant.

### **What is the Future for Woody Biomass?**

- It is very likely that expanding use of woody biomass is with us to stay.
- There are forestry and wildlife management opportunities engendered by expanding biomass markets.
- Greater use of woody biomass is an emerging issue. It will take some time to sort out on both the natural resource management side, and also the market side. Natural resource management considerations, gathering and processing systems, and markets will evolve over time.

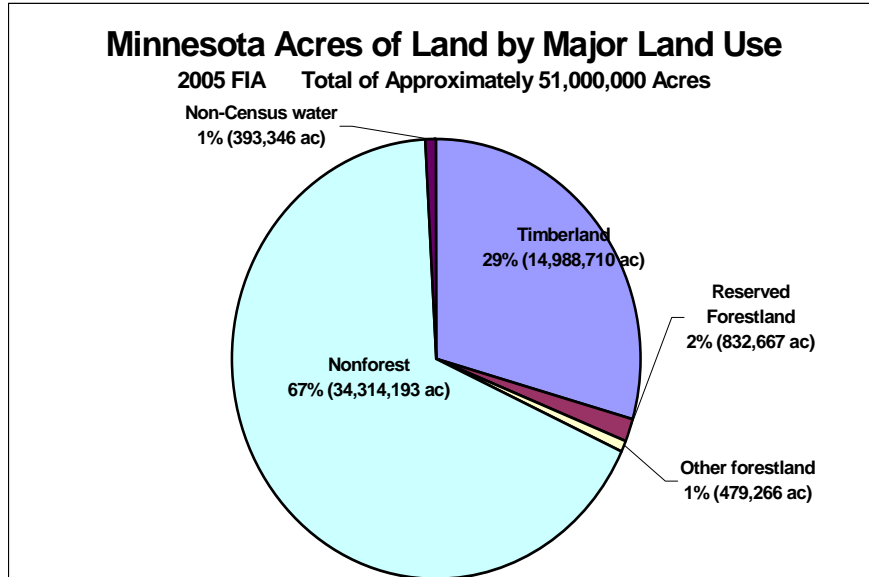


# Forest Resources



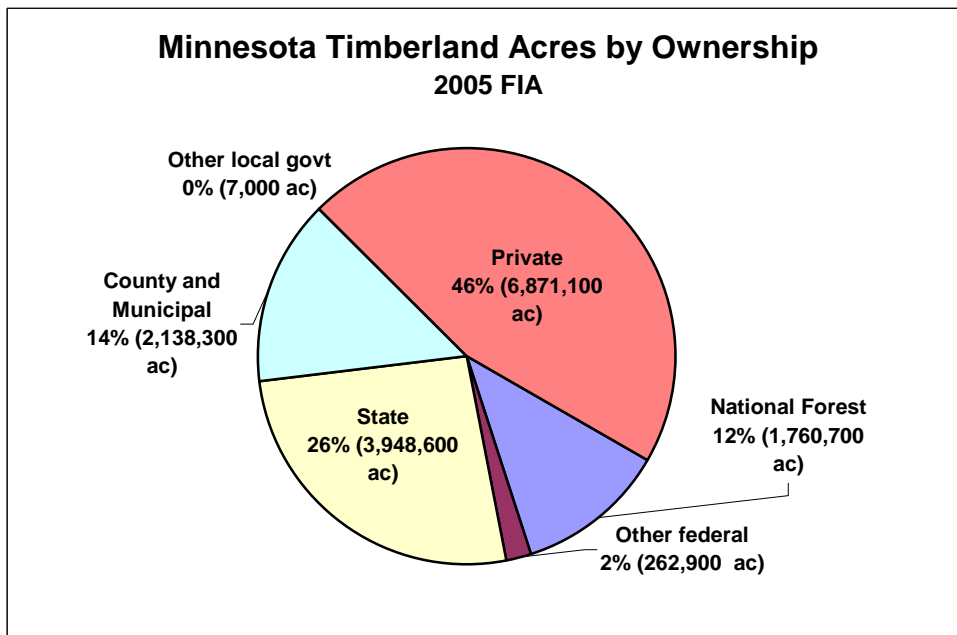
**A brief overview of Minnesota's forest resources, including total forestland and timberland acreage, cover type percentages and an ownership breakdown for timberland.**





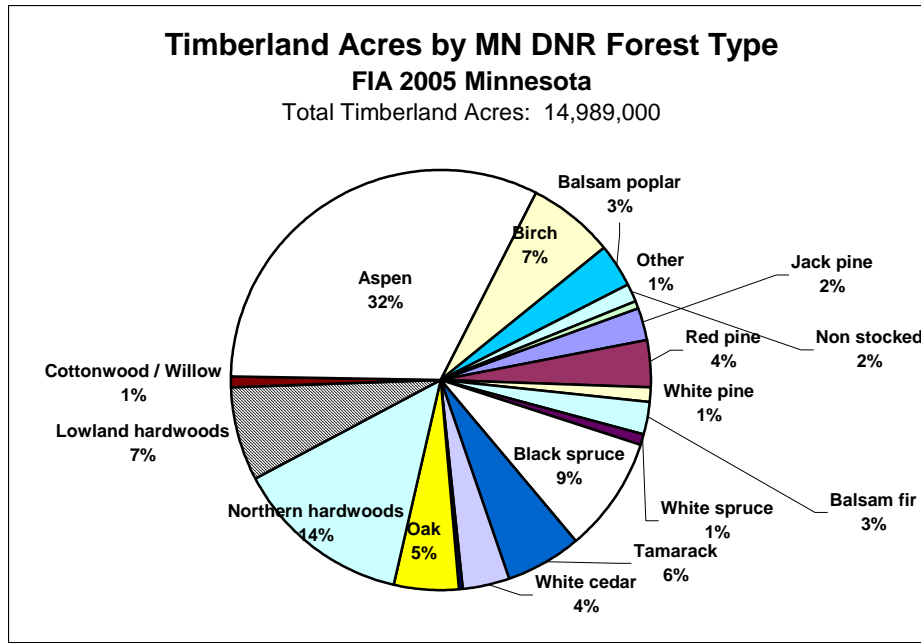
**Source:** 2005 FIA Database Provided by USFS Northern Research Station

Minnesota has approximately 15 million acres of forest land that is classified as “timberland”. Timberland is forest land that is productive enough to produce a commercial crop of trees and is not reserved from harvesting by policy or law. Forest land reserved from harvest by policy or law includes designated wilderness areas like the Boundary Waters Canoe Area (BWCA), old growth reserves, and others.



**Source:** 2005 FIA Database Provided by USFS Northern Research Station

Ownership of timberland is an important factor in assessing many issues, including timber supply.



Source: 2005 FIA Database Provided by USFS North Central Forest Experiment Station.

**Cover Type:** A classification of forest land based on the species forming a plurality of live tree stocking.

It is worth noting that aspen is by far the largest cover type in Minnesota.

**Area of Timberland in Minnesota by DNR Forest Type – 2005**

Forest Type	Acres (in Thousands)
Jack Pine	356.4
Red Pine	562.7
White Pine	151.1
Balsam Fir	393.4
White Spruce	111.1
Black Spruce	1,335.0
White Cedar	571.9
Tamarack	868.2
Other Softwoods	31.3
Oak	724.5
Lowland Hardwoods	1,104.8
Northern Hardwoods	2,050.4
Aspen	4,849.7
Birch	999.2
Balm of Gilead	464.0
Cottonwood/ Willow	107.1
Non-Stocked & Other	307.9
<b>Total All Types</b>	<b>14,988.7*</b>

Source: USDA Forest Service 2005 FIA Database

\*Totals may not sum due to rounding



# Harvest Levels



**Information on 2005 timber harvest in Minnesota by product category and estimation of contribution by timberland ownership.**



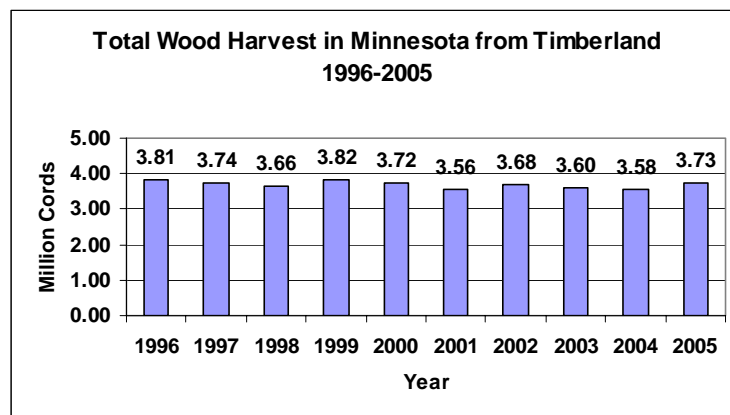
**DRAFT Total Wood Harvested and Utilized by Industry and Fuelwood Users in Minnesota  
(In Thousand Cords - by Species – From Timberland)  
(Pulpwood 2005; Sawtimber 2004; Fuelwood 2002-03)**

Species	Pulpwood	Sawlogs & Others	Fuel		Total
			Residential*	Commercial	
Aspen	1,811.7	69.6	16.7	.6	1,898.6
Birch	258.1	27.1	41.0	6.3	332.5
Balm of Gilead	111.4	1.2	0	.1	112.7
Ash	58.4	8.3	15.1	.2	82.0
Oak	.8	73.3	45.1	1.0	120.2
Basswood	31.8	21.6	1.3	0	54.7
Maple	107.0	12.7	15.8	4.7	140.2
Cottonwood	.3	11.6	0	0	11.9
Other Hardwood	2.5	13.8	8.1	0	24.4
Sub-Total Hardwood	2,382	239.2	143.1	12.9	2,777.2
Pine					
Red Pine	42.1	114.7	2.9	0	159.7
White Pine	2.2	7.6	1.4	0	11.2
Jack Pine	154.5	147.7	1.7	0	303.9
Spruce	184.3	18.4	0	0	202.7
Balsam	191.5	7.2	0	0	198.7
Tamarack	62.2	1.8	.7	0	64.7
Cedar	0	6.6	.4	0	7.0
Other Softwood	1.0	1.1	0	0	2.1
Sub-Total Softwood	637.8	305.1	7.1	0	950
<b>Total</b>	<b>3,019.8</b>	<b>544.3</b>	<b>150.2</b>	<b>12.9</b>	<b>3,727.2</b>

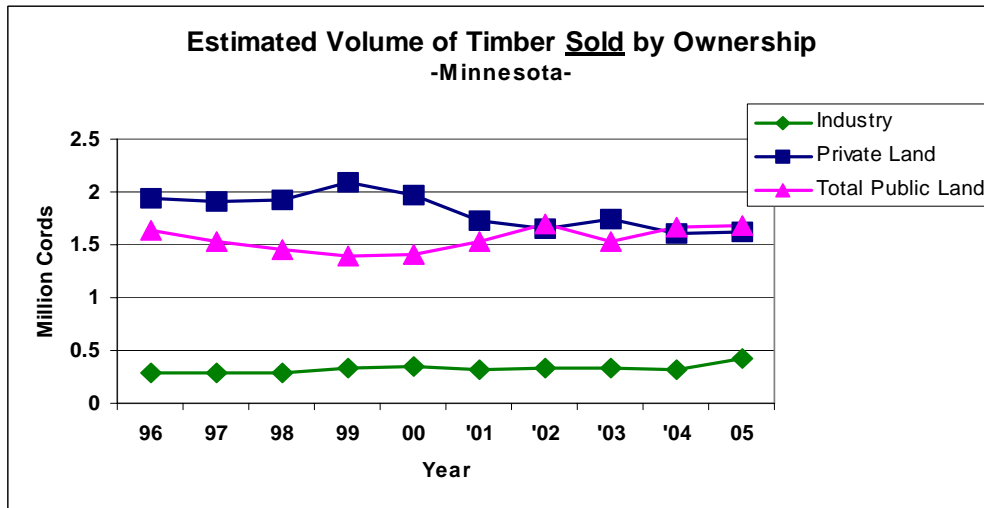
Figures include cords of pulpwood exported to Wisconsin: Aspen: 36,182; Spruce: 18,288; Jack Pine: 2,499; Red Pine: 1,920; Tamarack: 12,194; Birch: 47,419; Maple: 6,685. And cords of sawlogs exported to WI and Iowa of Oak: 13,881; Maple: 3,087. \*Fuelwood removed from growing stock on timberland.

Sources: USFS and DNR mill surveys & residential fuelwood survey.

Readers should be aware that although figures are not yet available, harvest levels for 2006 have gone down considerably from these figures due to mill shutdowns and slowdowns. It is likely that 2006 harvest levels will be at least 400,000 cords lower than the 2005 figure for total annual harvest above.

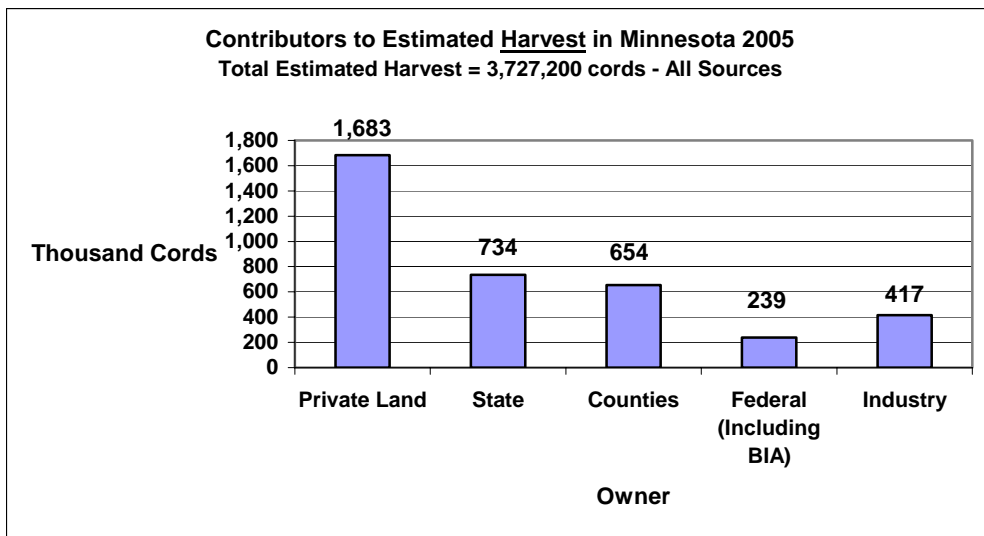


Sources: Pulpwood (USDA Forest Service, Northern Research Station), Sawtimber & Fuelwood (MN DNR surveys).



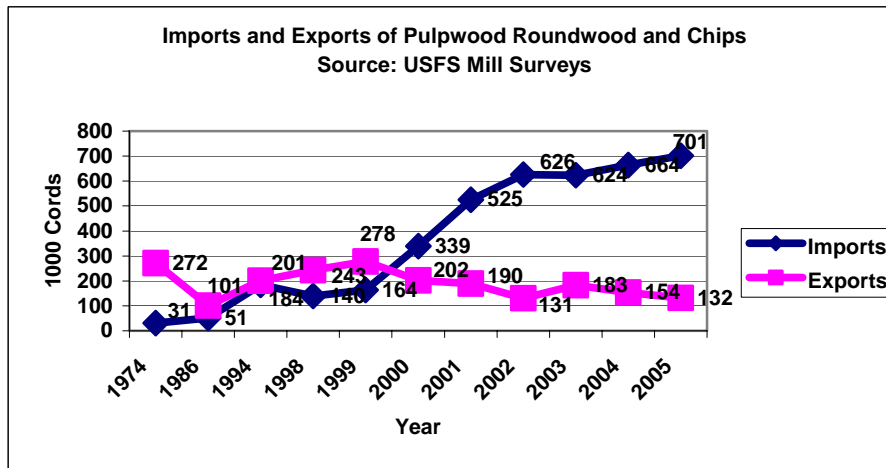
**Source:** Public Lands: Public Stumpage Price Review. Industry Lands: Minnesota Forest Industries survey of harvested volume. Private Lands = An estimate figured as follows: Total estimated harvest 2005, (Most recent figure available) minus 2005 Public Stumpage Price Review public volume sold or harvested, minus 2005 estimated industry volume harvested. Forest Capital Partners (formerly Boise) Timberlands continued in “Industry” totals.

Readers should be aware that although figures are not yet available, 2006 harvest figures will be considerably below 2005 levels due to mill shutdowns and slowdowns. It is likely that private land volumes have gone down more than public lands, since private land supply is much more sensitive to falling timber prices.



**Source:** State Lands: FY 2005 Harvest, DNR Timber Sales Annual Report. Federal: FY 2005 Harvest, Superior National Forest Timber Statistics, and Chippewa National Forest Timber Statistics; BIA: Public Stumpage Price Review 2005 harvest. County Lands: Public Stumpage Price Review timber sold or harvested 2005 used as an estimate for 2005 harvest. Industry Lands: Minnesota Forest Industries survey of 2005 harvested volume. Forest Capital Partners (formerly Boise) Timberlands included in Industry totals. Private Lands = An estimated figured as follows: Total estimated harvest 2005, minus state and national forest and BIA volume harvested, minus county volume harvested or sold (varies by county), minus estimated industry volume harvested.

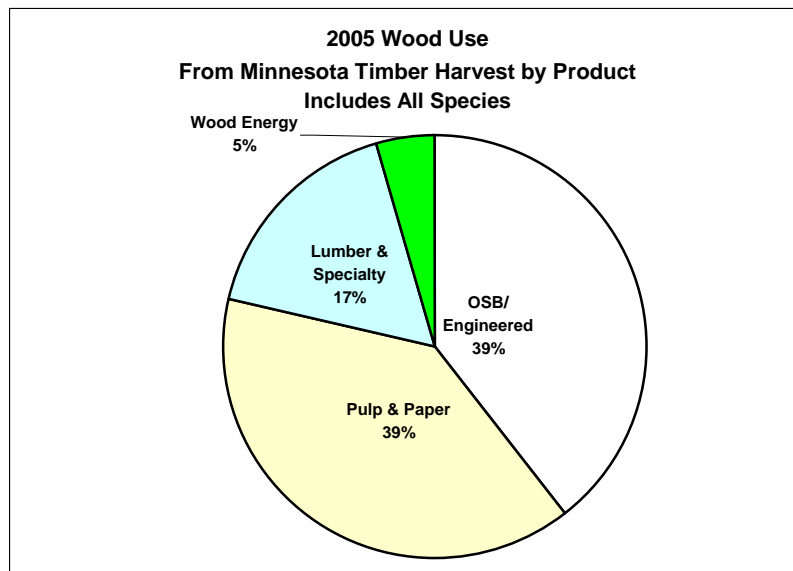
Ownership of lands has a large impact on policy regarding forest management and timber harvest.



Source: USFS Northern Research Station FIA Unit Survey of Industrial Wood Using Industry.

Minnesota became a large net importer of wood from 2000 through 2005, as mill demand and stumpage prices increased. Mills increasingly looked outside of Minnesota’s borders in order to meet their raw material needs, especially for aspen and maple. Exports are mainly to Wisconsin mills. Imports are largely from Canada and Wisconsin, with a modest volume from Michigan and North Dakota.

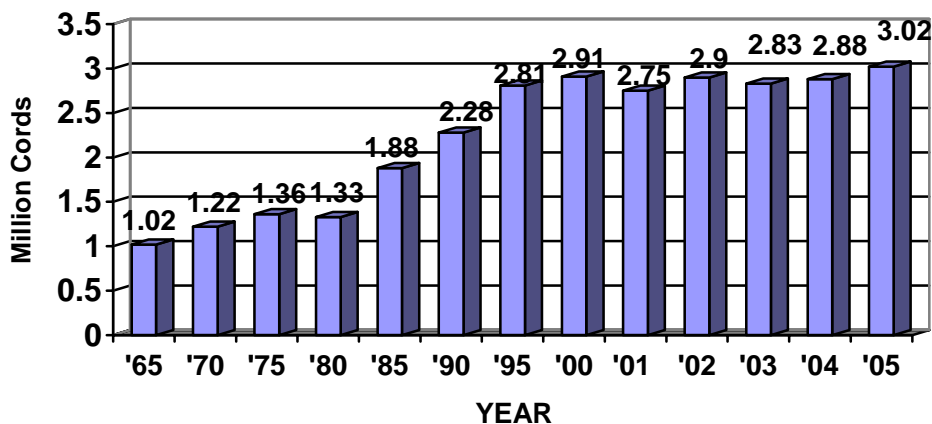
**It is important to note that although the available figures do not yet reflect it, it is highly likely that a significant change in imports and exports has occurred since 2005. The change has been due to several factors, most notably reduced demand from mill closures and slowdowns, and also a shift in dollar exchange rates, making the Canadian dollar more valuable compared to the U.S. dollar. It is likely that Minnesota is still a net importer of raw wood as of December 2007, but by a greatly reduced margin.**



Source: Wood Use Data From Mill and Fuelwood Surveys conducted by USDA Forest Service, Northern Research Station & DNR. Specialty products include veneer, posts & poles, shavings & landscape chips

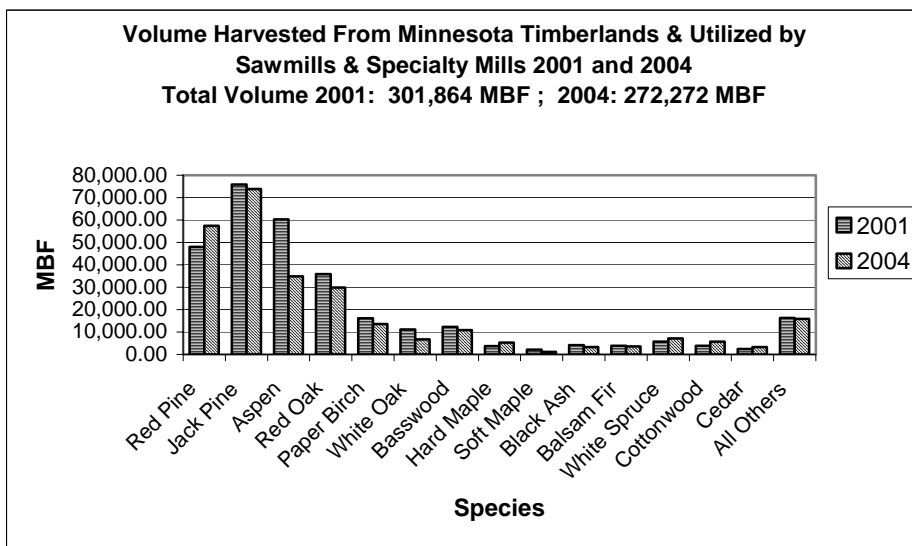
**It is important to note that although the available figures do not yet reflect it, wood use in the OSB/Engineered wood sector has dropped significantly since 2005, due to mill shutdowns and slowdowns.**

## Timber Harvested from Minnesota Timberlands & Utilized by Pulpwood Mills 1965- 2005



Source: USFS, North Central Forest Experiment Station Surveys

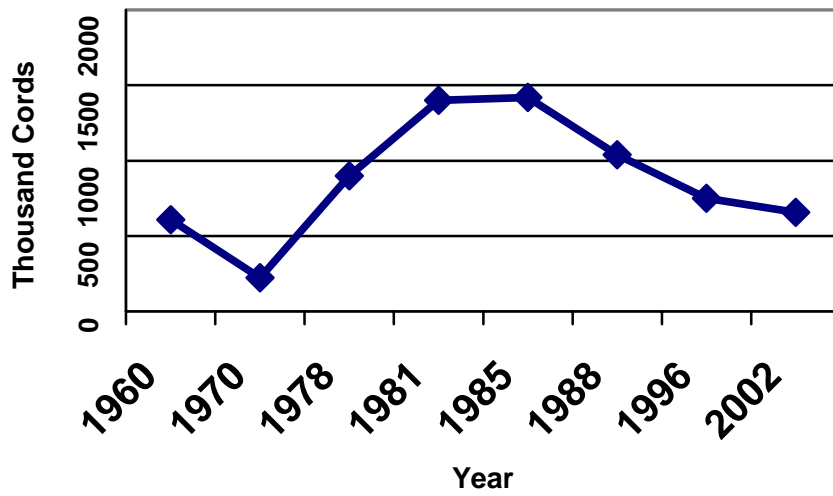
A major reason for harvest leveling off, during a period of increasing primary industry demand and use, was the increase in imports. Most of the imported pulpwood is aspen and maple from Wisconsin, and also aspen from Canada. Imports result in fewer logging, trucking and support jobs in Minnesota. **It is important to note that although the available figures do not yet reflect it, it is highly likely that a significant reduction in timber utilized by pulpwood mills has occurred since 2005. The reduction has been due to largely to reduced demand from mill closures and slowdowns**



Source: MN DNR Sawmill Survey

Sawtimber is often the highest value product for wood that meets merchantability requirements. Generally speaking, a log needs to be at least 8 feet in length and 8 inches minimum diameter inside bark at the small end in order to be of merchantable sawlog size (However, there are an increasing number of sawmills that can utilize smaller diameter material profitably). Sawmill capacity dropped from 2001 to 2004, a trend that has probably continued. 2007 sawmill production data will be available for next year's report.

## Fuelwood Demand in Minnesota 1960 - 2002



Source: DNR Fuelwood Surveys

Fuelwood is a relatively small portion of total timber harvest.

*It is important to note that only a portion of total fuelwood comes from timberland (about 150,000 cords in 2002). The remainder is from sawmill residue, urban tree waste, land and powerline clearing.*





# Sustainable Harvest Information



## Sustainable Harvest Levels

**This section contains information on estimated sustainable harvest levels\* for many of Minnesota's most significant tree species.**

\*Note to readers: There is no direct correlation between current harvest levels and long term sustained harvest levels because there are many options for moving towards a targeted forest age class structure. Normally, transitions from the current structure to a target age class structure require several rotations. The choice of amount and timing of harvest can vary considerably by decade. Harvest plans are typically assessed periodically as changes to the resource, markets and other conditions dictate.

There is no one best way or time period to reach a target age class structure. Transition harvests may at some time be either lower or higher than long-term sustained yield estimates. Additionally, it is important to note that it is possible to raise future timber availability through intensified forest management resulting in fewer losses to mortality and improved timber productivity. Sustainable harvest estimates can also vary significantly because of differing assumptions used in deriving the estimates, such as rotation age, harvest restrictions, growth and yield, etc.

For the above reasons, it is important to view the levels as helpful benchmarks that are only one part of the picture in determining long-term sustainability of our forest resources. They should not be viewed as absolute targets.

DNR sustainable harvest estimates use the full, five-year panel of 2003 FIA inventory data. Estimates are adjusted downward (as appropriate by ownership) for potential timber supply restrictions that can apply to timberlands such as riparian, old growth, leave tree and extended rotation. Rotation ages used to determine the estimates are based on average rotation ages used in the DNR's Subsection Forest Resource Management Plans.

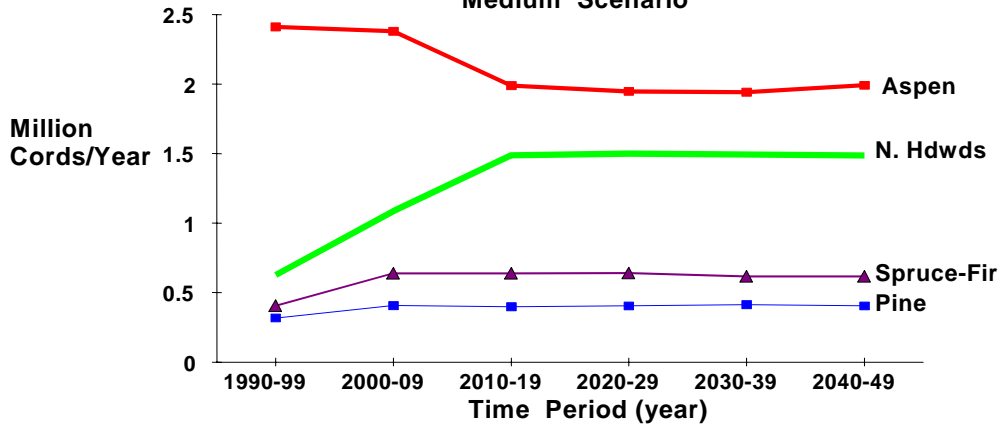
It is important to note that DNR sustainable harvest level estimates are averages over an entire rotation. Generally therefore, for cover types with age-classes imbalances resulting from large acreages in older classes, current timber availability is likely to be *above* long-term sustainable estimates. This is due to a need to manage many old stands on timberlands before their health and available timber volume deteriorates. For cover types with young age-class imbalances such as red pine, current timber availability is likely to be *below* long-term sustainable estimates.

DNR is committed to providing excellent analysis, and will therefore periodically review sustainable harvest estimation procedures and assumptions. Future changes to procedure may be made as new information and procedures become available. The UPM Thunderhawk Environmental Impact Statement analysis figures are used for aspen and spruce-fir product groups, as the EIS focused on these product groups. The Thunderhawk EIS analysis was led by Drs. Howard Hoganson and Tom Burk of the University of Minnesota.

For a document explaining the DNR procedure used to estimate sustainable harvest levels, contact Keith Jacobson at: [keith.jacobson@dnr.state.mn.us](mailto:keith.jacobson@dnr.state.mn.us).

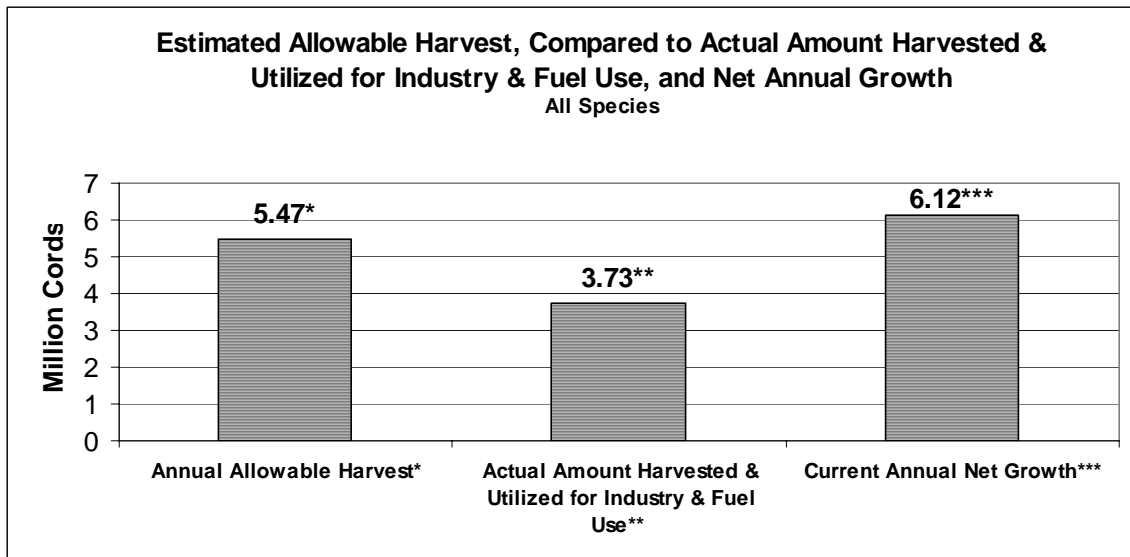


**SCHEDULING HARVEST by MODEL for PRODUCT GROUP  
Minnesota Northern Region, All Ownerships  
Medium Scenario**

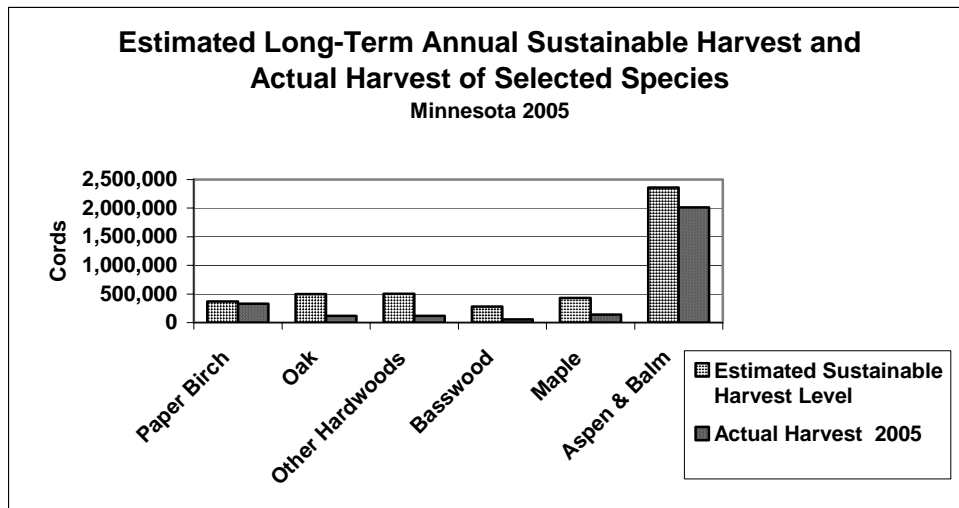


Source : GEIS table 6.8 medium scenario, 2nd run ( p210 of M.P. & F. Reso. Base, 12/1992 )  
Assumptions used : Ownership constraints (riparian lands & old growth forests, etc.)

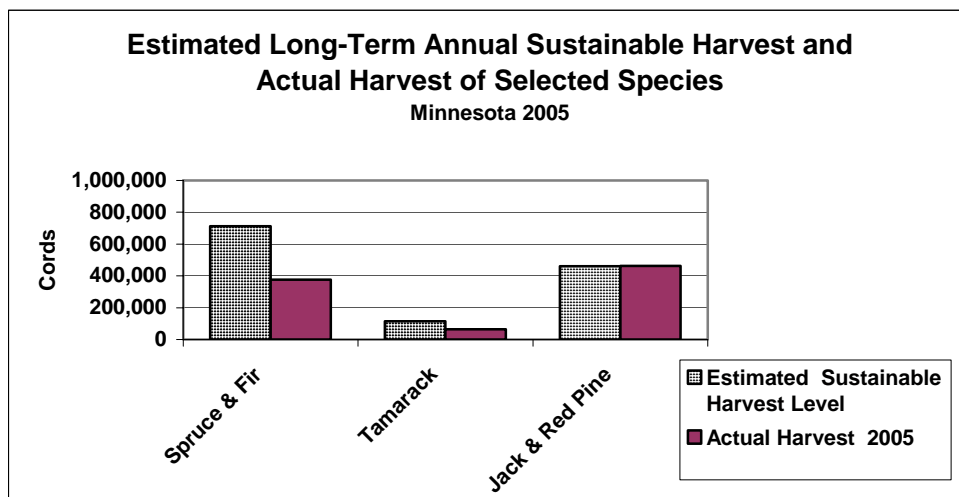
1994 saw the completion of Minnesota’s Generic Environmental Impact Statement on Timber Harvesting and Forest Management in Minnesota (GEIS). This study was commissioned by the Minnesota Environmental Quality Board in response to a citizen petition. The GEIS assessed how three levels of statewide timber harvesting activity relate to Minnesota’s environmental, economic and social resources. Base, medium and high harvesting scenarios were looked at: 4 million cords annually, 4.9 million cords annually, and 7 million cords annually. Each scenario was projected over a 50 year planning horizon. The GEIS did not recommend these as levels of harvest to follow, nor should their development and analysis be considered a plan. Rather, they are levels the GEIS study analyzed, in order to determine impacts.



\*Table 6.25, GEIS, High Long-Term Sustainable Level, Maintaining Forest Productivity Tech. Paper, Dec. '92.  
\*\* 2005 NFES Pulpwood Survey, 2004 DNR Sawmill Survey, 2002-03 Fuelwood Survey. For Harvest comparisons to Net Growth, it is necessary to add annual “growing stock” logging residue of approximately 275,000 cords to this figure.  
\*\*\*USFS FIA 2005 Database.



**Source:** Harvest data for 2005 from NFES pulpwood survey & DNR 2004 sawmill & 2002 fuelwood survey. Sustainable harvest data source as per the notes below.



**Source:** Harvest data for 2005 from NFES pulpwood survey & DNR 2004 sawmill & 2002 fuelwood survey. Sustainable harvest data source as per the notes below.

**NOTES:**

-Sustainable harvest levels for aspen and spruce-fir in the tables above are from the UPM-Blandin Thunderhawk EIS analysis (Tables C-20 and C-21 average of high aspen A&B scenario model runs, 40 year planning horizon). Estimates from the Thunderhawk EIS analyses are used for the aspen and spruce-fir product groups, as the EIS analyses focused on these product groups, recognizing considerable detail regarding the mixed species nature of all cover types and projections of forest growth. Generally, the EIS estimates used can serve as upper bound estimates of harvest levels sustainable at least until year 2040 -- these estimates assume that any limited demand for other species will not limit aspen or spruce-fir harvesting from other cover types such as from the birch or northern hardwoods cover types. However, the estimates do not include potential volumes from additional investments in short rotation intensive culture or potential volume increases resulting from investments in pre-commercial thinning. The estimates do take into account allowable cut procedures currently practiced by public land management agencies.

-Sustainable harvest levels for birch, oak, basswood, maple and other hardwoods, tamarack and jack and red pine in the tables above are based on DNR method of calculating long-term sustainable harvest levels, which consists of area regulation for cover types typically managed as even-aged, and volume regulation for types typically managed as many-aged. Estimates are adjusted downward as appropriate by ownership for potential timber supply restrictions that can apply to timberlands (riparian: 3%, old growth: 0.5%, leave tree: 5%). Rotation ages used to determine the estimates are based on average ages used in the DNR's Subsection Forest Resource Management Plans.

-It is important to note that recent jack pine harvest levels above long-term sustainable levels have been necessary in order to manage the type due to forest health concerns.

# **Wood Supply and Demand Information for Important Minnesota Cover Types and Species**



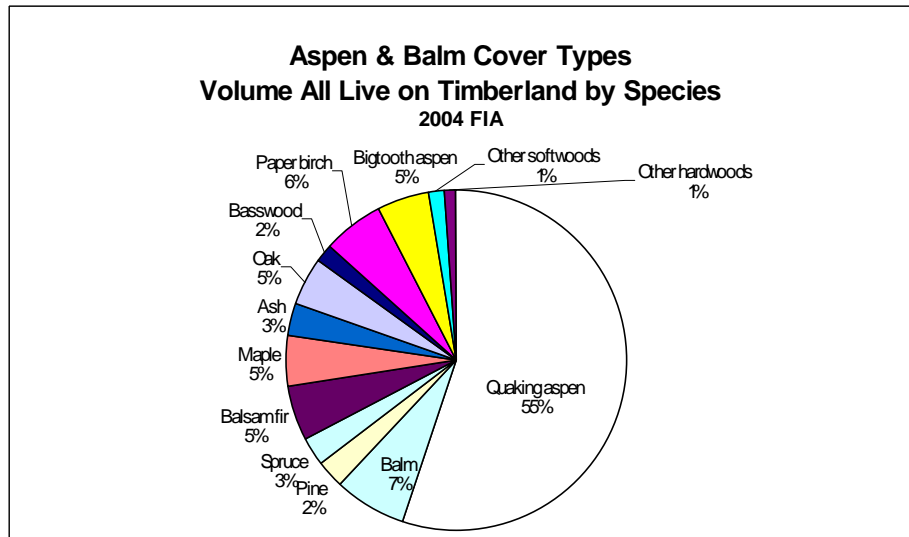
**Forest resource and harvest level information for Minnesota's most significant cover types and tree species.**



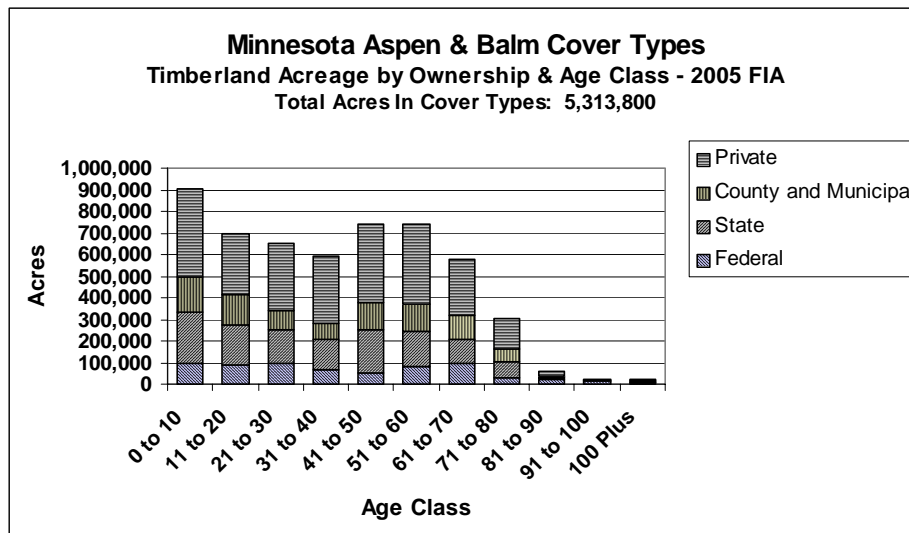
# Minnesota's Aspen/Balm of Gilead Resource

Aspen is a relatively short-lived, fast growing tree species that requires nearly full sunlight in order to regenerate. Aspen is by far the predominant cover type and species in Minnesota's forests. It is also the species of greatest industrial use by a wide margin. The aspen resource is why every engineered wood mill in Minnesota is located here, and it is also extremely important resource to the pulp and paper sector, and the solid wood industrial segment. Many of Minnesota's largest mills were specifically designed to utilize aspen – it fits the products they make and their manufacturing processes ideally.

The aspen cover type is made up of a wide mixture of species. Predominant secondary species include balsam fir, paper birch and oak. Aspen is also a significant component in many other upland cover types.

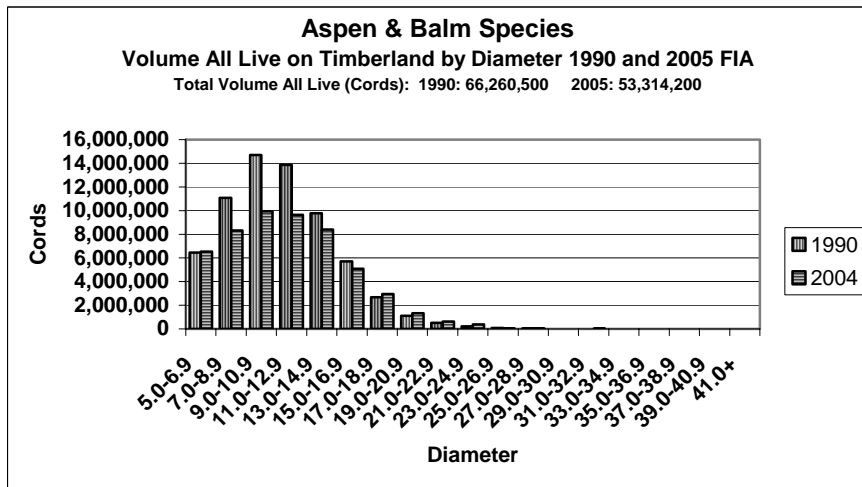


Source: 2005 FIA Database provided by USFS, Northern Research Station



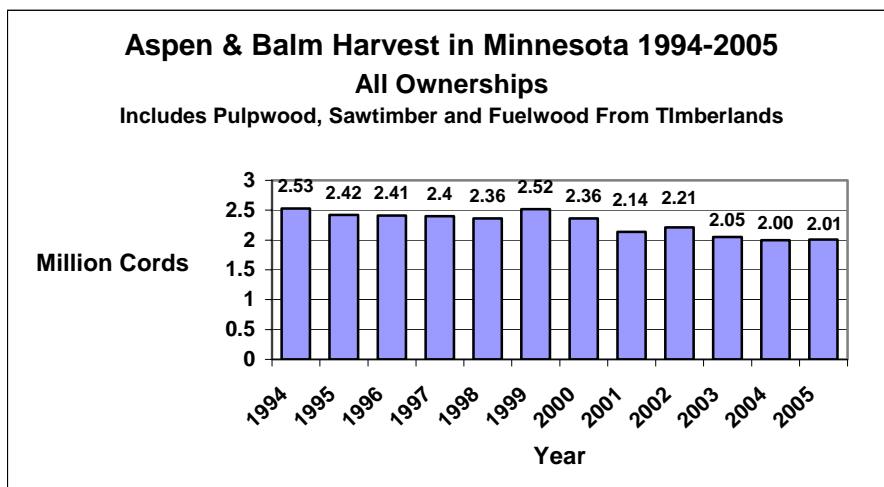
Source: 2005 FIA Database provided by USFS, Northern Research Station

The 2005 FIA inventory indicates a somewhat more even age-class distribution than the 1990 inventory, but aspen supplies are still likely to be tight moving into the future. There is currently far more young aspen than existed 20 years ago, prior to the establishment of solid markets. Readers should also note that there are significant acreages of older aspen still present on the landscape. Regarding availability, in a nutshell: there is aspen out there, but the available supply is likely to continue to trend downward somewhat for the next 15 years or so. Readers should also note that a great deal of the resource is in private hands, so managing it will require greater efforts in private landowner incentives and assistance.



Source: FIA Database provided by USFS, Northern Research Station

Total FIA aspen and balm of gilead (balm) volume has gone down since 1990 as significant acreages have been harvested and managed. For at least the next 10 years, more of the available aspen is likely to be found in stands that average less volume than past harvests, which is difficult on efficiency of loggers and mills.



Source: Harvest data compiled by NFRS & DNR

Annual long-term allowable harvest= 2.358 million cords based on Table C-20 UPM-Thunderhawk DEIS, average of high aspen A&B scenarios, 40 year planning horizon.

Based on the 2005 USFS FIA database, estimated average net annual growth of aspen & balm growing stock: 1,507,500 cords, estimated average annual mortality of aspen & balm growing stock: 1,192,000 cords.

Several factors are influencing the reduction in aspen and balm harvest from its peak in 1999:

- Rising stumpage prices, which have resulted in increased imports of aspen pulpwood, especially from Canada and Wisconsin.
- Substitution of alternative species by most large mills.

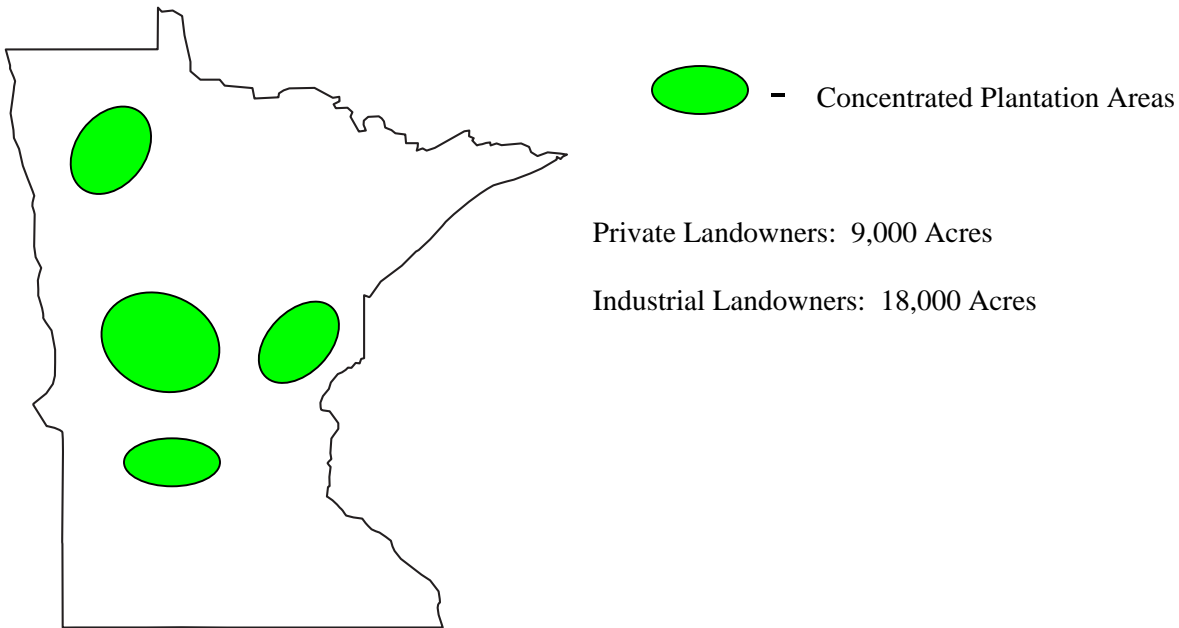


## Current Demand for Aspen/Balm of Gilead from Minnesota Timberlands



	Cords
2005 Harvest.....	<b>2,011,400</b>
• Minnesota Pulpwood Industries .....	1,886,300
• Pulpwood Export.....	36,900
• Sawlogs & Other.....	70,800
• Fuelwood (from growing stock).....	17,400

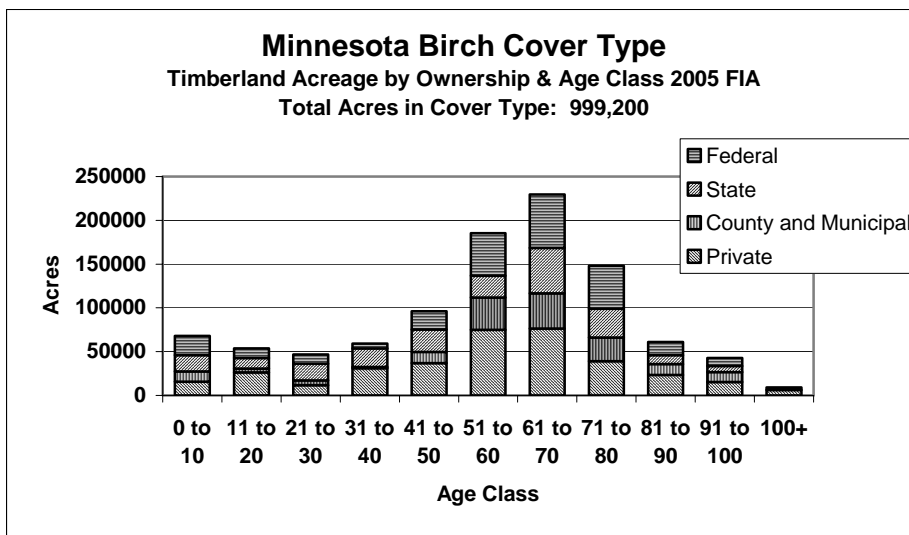
### Hybrid Poplar in Minnesota - 2007



Hybrid Poplar has been found to be an acceptable substitute for aspen fiber in papermaking and Oriented Strand Board (OSB) production.

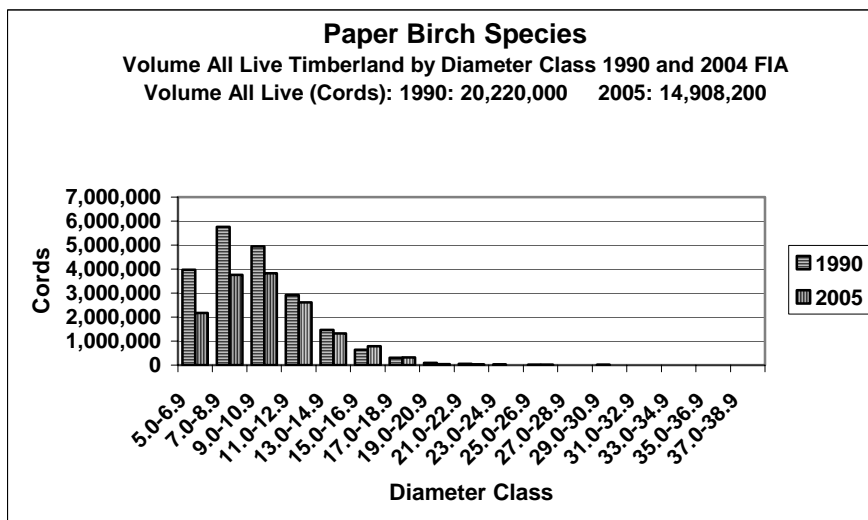
- Hybrid Poplar can reach merchantable size for traditional forest product markets in 10 to 15 years. Poplar harvested for energy markets can be harvested on shorter rotations.
- Intensive culture is required for the first 3 years in order to grow hybrid poplar.
- It is commonly grown on marginal agricultural fields.

# Minnesota's Birch Resource



Source: 2005 FIA Database provided by USFS, Northern Research Station

Paper birch is a relatively short-lived species that requires nearly full sunlight for regeneration. It can grow in nearly pure stands, or as a component in mixed stands. It comprises the large majority of the volume in the birch cover type, but it is also a significant component of several other upland cover types, including aspen. Birch has been a neglected resource for too long in Minnesota, but markets are improving as many larger mills widen their species use to include some birch. This should greatly improve management opportunities. There is also a need to increase efforts aimed at improving our ability to consistently regenerate birch stands.

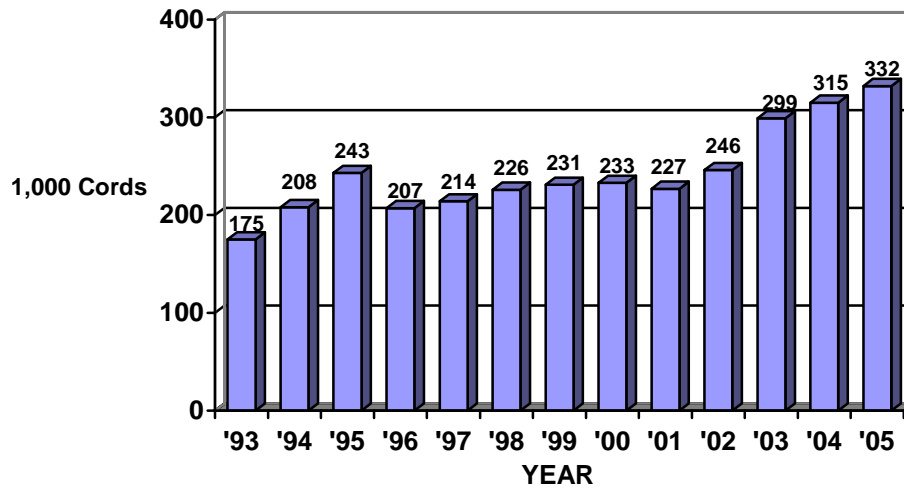


Source: FIA Database provided by USFS, Northern Research Station

Total volume of paper birch has declined since 1990, due largely to serious mortality associated with an aging resource and stress caused by periodic drought.

## BIRCH HARVEST IN MINNESOTA

(includes pulpwood, sawtimber, wood energy & specialty products)



Source: Harvest data compiled by NFRS & DNR

DNR estimated long-term annual sustainable harvest level: 371,500 cords/year. Estimated average net annual growth of paper birch growing stock: 229,700 cords, and estimated average annual mortality of birch growing stock: 262,000 cords, based on 2005 FIA data.

### Current Demand for Birch from Minnesota Timberlands

	Cords
2005 Harvest.....	<b>332,500</b>
• Minnesota Pulpwood Industries.....	210,700
• Pulpwood Export.....	47,400
• Sawlogs & Other.....	27,100
• Fuelwood (from growing stock).....	47,300

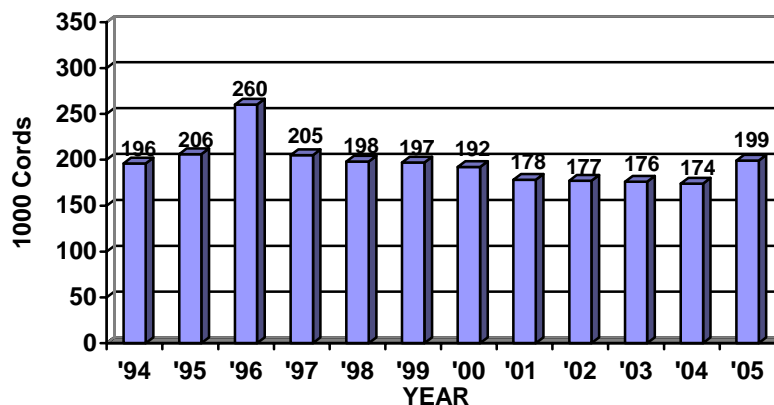
Concerns:

- Consistency in achieving adequate regeneration.
- Wood quality (lots of rot in old birch).
- Major age class imbalance.

Source: NFRS & DNR Surveys

# Minnesota's Balsam Fir Resource

## BALSAM FIR HARVEST IN MINNESOTA (includes pulpwood and sawtimber)




Source: Harvest data compiled by NFRS & DNR.

Spruce-fir estimated annual sustainable harvest level 705,5000 cords/year based on Table C-20 UPM-Thunderhawk DEIS, average of high aspen A&B scenarios, 40 year planning horizon. Based on 2005 FIA data, estimated average net annual growth of balsam fir growing stock: 140,100 cords; estimated average annual mortality of balsam fir growing stock: 403,500 cords.

Balsam fir industrial use is similar to that of spruce. It is used largely for making of high quality paper, where it is prized for its excellent fiber qualities. Some is also used by the sawmill industry, mostly in making studs but also in small quantities for other types of lumber. A very small amount of fir is also used in making OSB.

## **Current Demand for Balsam Fir from Minnesota Timberlands**

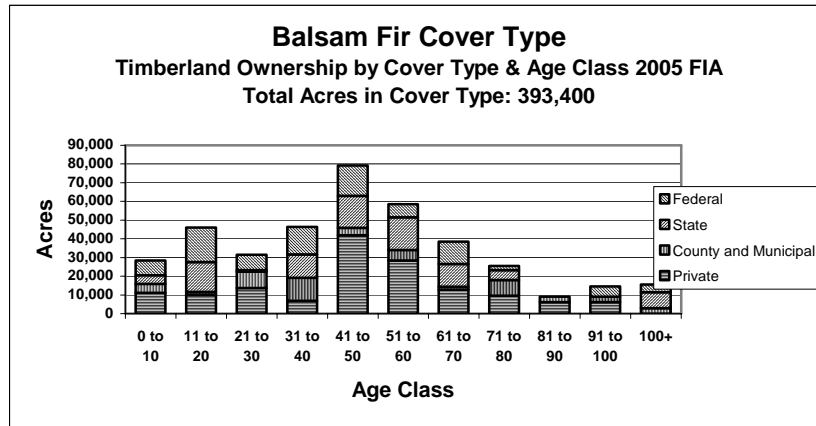


	Cords
2005 Harvest.....	<b>199,100</b>
• Minnesota Pulpwood Industries & Export (Export 1500 cords).....	191,500
• Sawlogs & Other.....	7,600
• Fuelwood.....	0

Concerns:

- Balsam availability dependent on harvest of aspen (38% of balsam fir in aspen type).
- Spruce budworm impact.
- Age class imbalance.

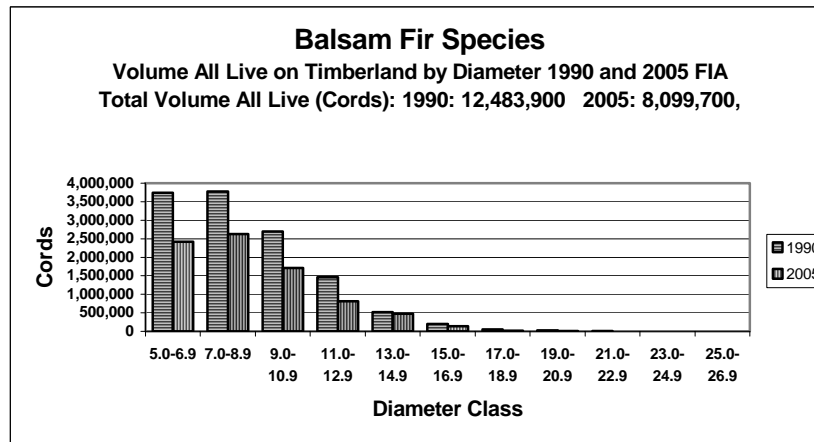
Source: NFES & DNR Surveys



Source: 2005 FIA Database provided by USFS, Northern Research Station

The cover type is dominated by stands at and above 40 years, making this a relatively old resource for such a short-lived species. Recommended rotation ages can vary with stand productivity and site condition, with 50 years a common average (stands managed as extended rotation are carried beyond this age). A large portion of the resource is found on private lands.

Much of the balsam fir volume in Minnesota (53%) is found mixed in with the aspen and birch cover types, and is therefore tied to aspen and birch harvest. Total balsam volume has dropped significantly since 1990.



Source: FIA Database provided by USFS, Northern Research Station

### Some Management Issues or Concerns:

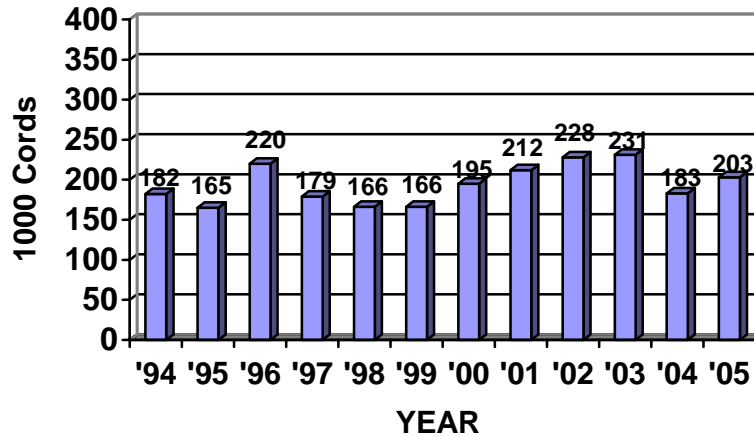
**Spruce budworm:** Spruce budworm is a native defoliator that has balsam fir as its preferred host. Defoliation from the most recent major outbreak peaked at over 500,000 acres in 1995, and was found to be at just over 101,000 acres in 2007. Much of northeastern Minnesota has been impacted. When there are concentrations of balsam fir over 45 to 50 years of age, spruce budworm will increase to take advantage of their preferred food source. If management favoring more conifers in stands, more extended rotation ages, more reserve trees and more mixed stands result in more balsam fir of older ages, then budworm populations will periodically build up to outbreak levels.

**Rot:** As with black spruce, red rot can be prevalent on some sites, especially in older stands. High levels of rot can have a major impact on stand merchantability, and therefore our ability to manage these stands. Wood with a high percentage of rot is undesirable or unusable for many higher-value wood products.

# Minnesota's Spruce Resource

## SPRUCE HARVEST IN MINNESOTA

(includes black and white spruce pulpwood and sawtimber)



Source: Harvest data compiled by NCFES & DNR

Spruce-fir estimated annual sustainable harvest level 705,500 cords/year based on Table C-20 UPM-Thunderhawk DEIS, average of high aspen A&B scenarios, 40 year planning horizon. Based on the 2005 FIA database, estimated average net annual growth of spruce growing stock: 319,700 cords, estimated average annual mortality of spruce growing stock: 309,900 cords.

## **Current Demand for Spruce from Minnesota Timberlands**

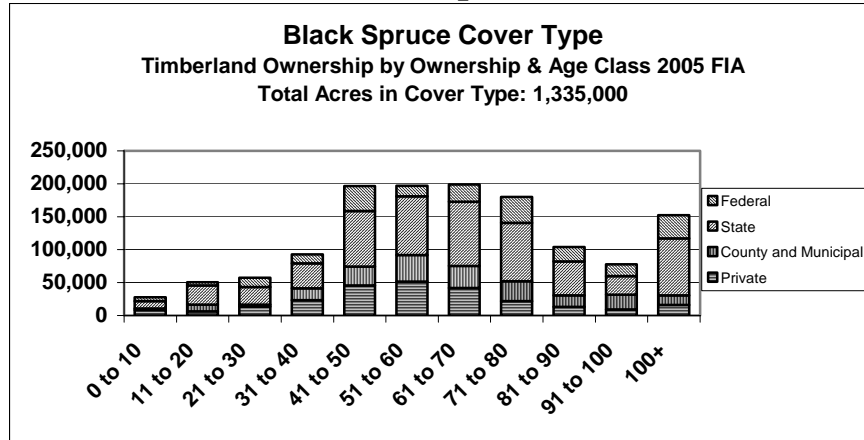
	Cords
2005 Harvest.....	<b>202,700</b>
• Minnesota Pulpwood Industries.....	164,500
• Pulpwood Export.....	19,800
• Sawlogs & Other.....	18,400
• Fuelwood.....	0

Source: NFRS & DNR Surveys

### Management Issues or Concerns:

- Many stands have very low volume/acre of spruce. This increases logging costs, which not only affects logger profitability, but can also impact production costs all the way to finished product. It can also impact our ability to manage some stands.
- Since black spruce is normally found on lowland sites only accessible during frozen conditions, accessibility of the resource is a major issue. Very little summer access.
- There is increasing industrial competition for sawbolt-quality wood.
- Red rot can be prevalent in wood on some sites, especially in older stands. High levels of rot can have a major impact on stand merchantability, and therefore ability to manage stands. Wood with a high percentage of rot is undesirable or unusable for many higher-value wood products.

## Black Spruce

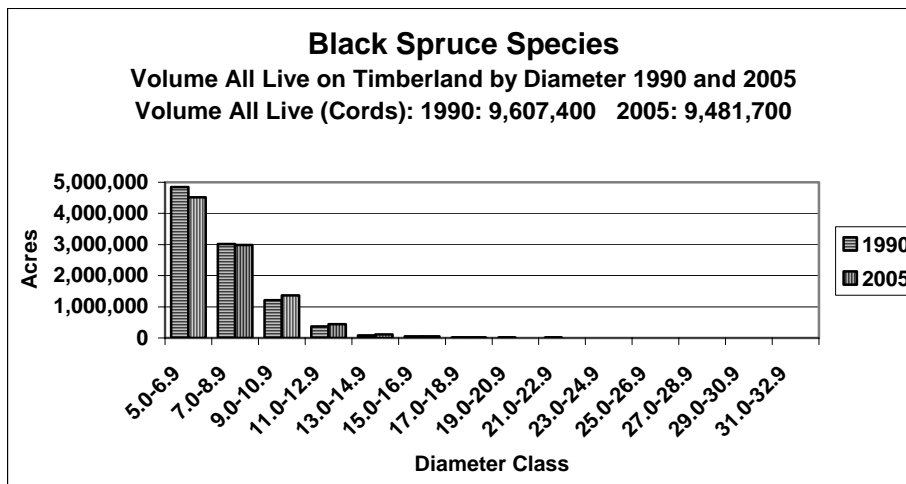


**Source:** 2005 FIA Database provided by USFS, Northern Research Station

Black spruce cover type acreage is heavily weighted to ages 40 through 80, with a fair amount of acreage also above age 100. Recommended harvest or “rotation” ages can vary with site productivity and site condition from 75 to 120 years of age, with 100 years an average figure. Stands managed as “extended rotation” are carried beyond these ages. Black spruce exists largely on lowlands, often in nearly pure stands, or mixed with tamarack and/or white cedar and a variety of minor associated species.

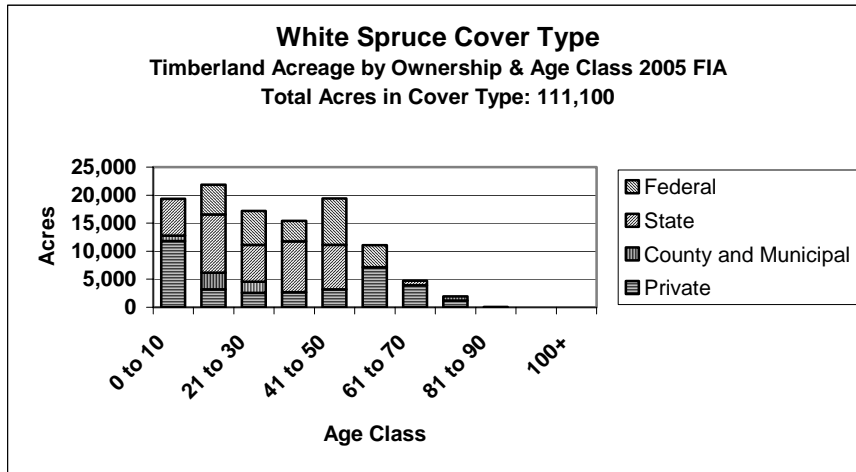
The State of Minnesota is by far the largest owner of black spruce cover type acres, but counties, private owners and our two national forests all have significant acreage.

The vast majority of black and white spruce in Minnesota (over 92%) is used in the making of high quality paper, where it is prized for its excellent fiber qualities. Some is also used by the sawmill industry, mostly in making studs but also in small quantities for other types of lumber. A very small amount of spruce is also used in making Oriented Strand Board (OSB).



**Source:** FIA Database provided by USFS, Northern Research Station

## White Spruce



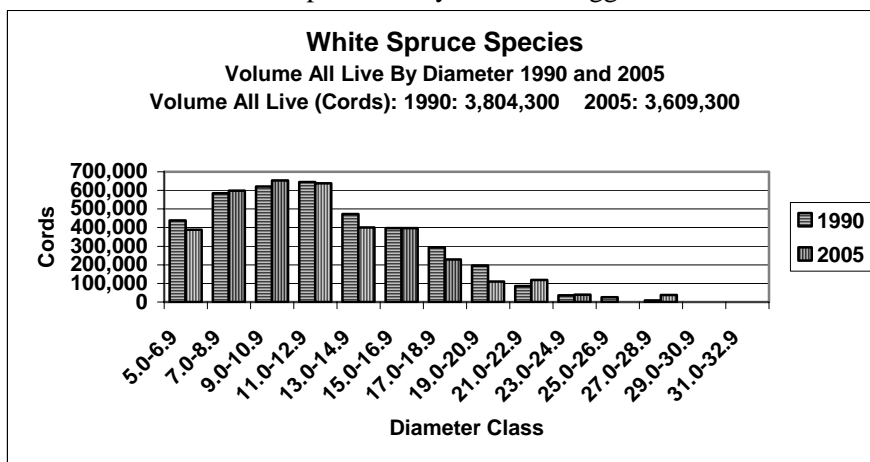
Source: 2005 FIA Database provided by USFS, Northern Research Station

White spruce is a relatively young resource. The cover type is dominated by stands below the age of 50, many of which are in the form of plantations. Recommended rotation ages can range from 60 to 90 years, depending on site productivity and condition (again, some stands managed as extended rotation are held beyond these ages). White spruce is located most often on upland sites, where in natural stands it is commonly found mixed in as a component in aspen, birch, balsam fir & pretty much all upland cover types. Therefore a great deal of white spruce volume exists as a component in mixed stands of other upland cover types.

### Some Management Issues or Concerns:

Spruce budworm is a defoliator that has caused top kill and mortality on white spruce, (including plantations). This impact can be lessened by management activities such as thinning to maintain stand vigor and by discriminating against balsam fir in some mixed stands (balsam fir is the preferred host for spruce budworm).

There will be increasing opportunities for thinning white spruce plantations over the next decade, as stands move into merchantable size classes. Thinning normally yields excellent quality pulp with little or no loss to rot or decay. It can be lower volume productivity work for loggers, however.

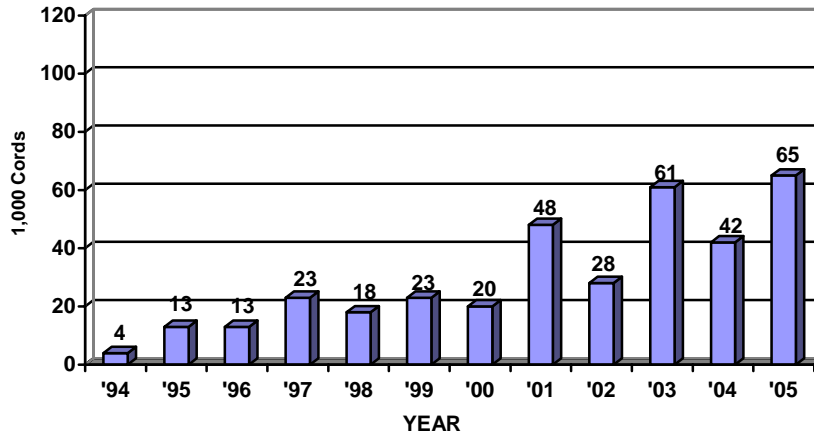


Source: FIA Database provided by USFS, Northern Research Station



# Minnesota's Tamarack Resource

## TAMARACK HARVEST IN MINNESOTA (Includes pulpwood, sawtimber & fuelwood from Timberland)



Source: Harvest data compiled by NFES & DNR

DNR estimated long-term annual sustainable harvest level = 114,800 cords/year. Based on the 2005 FIA database, estimated average net annual growth of tamarack growing stock: 142,600 cords, estimated average annual mortality of tamarack growing stock: 101,600 cords.

## **Current Demand for Tamarack from Minnesota Timberlands**

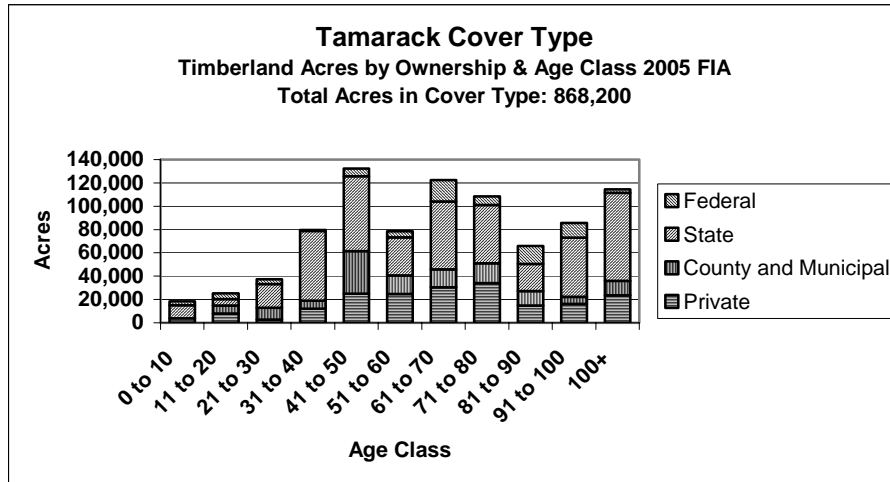


	Cords
2005 Harvest.....	<b>64,700</b>
• Minnesota Pulpwood Industries.....	48,800
• Pulpwood Export (2 Wisconsin pulp & paper mills).....	13,400
• Sawlogs & Other.....	1,800
• Fuelwood.....	700

**Concerns:**

- Forest stands with low volume/acre of tamarack.
- Forest health (insect) issues, especially in older stands.
- Winter access only.
- Some small, poor site stands.
- Uncertain markets with closures of OSB mills that were a significant market.

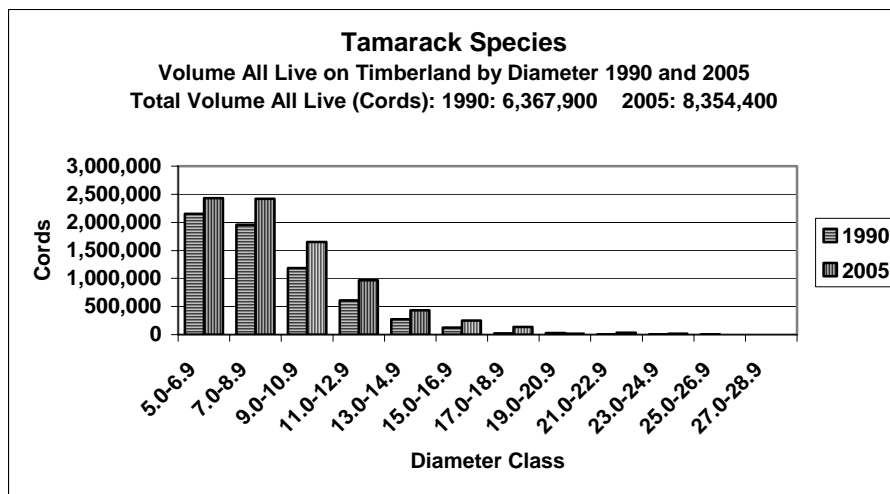
Source: NFRS & DNR Surveys.



**Source:** 2005 FIA Database provided by USFS, North Central Research Station

Tamarack is dominated by “middle-aged” stands, but there is a fair amount of very old tamarack (average rotation age= 90). The state of Minnesota owns over 50% of the tamarack cover type.

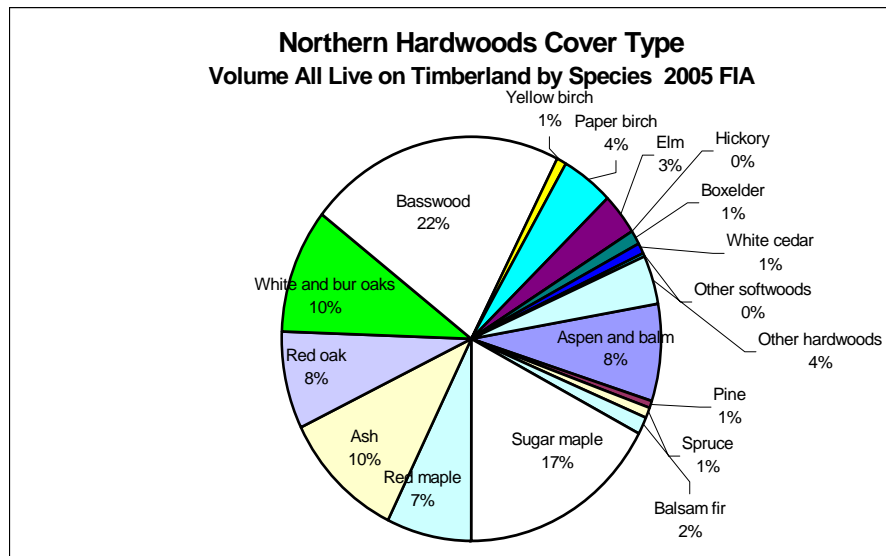
Tamarack is now used in the manufacture of OSB, and with Kraft pulp mills also using some, markets for tamarack have improved over the past 4 years. Improved markets greatly enhance the ability to manage this important resource.



**Source:** FIA Database provided by USFS, Northern Research Station

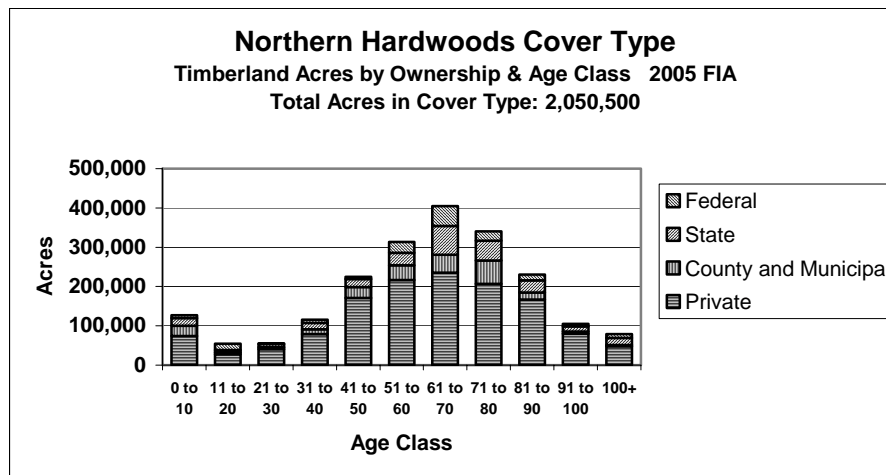
Total volume of tamarack has risen substantially since 1990.

# Minnesota's Northern Hardwoods Resource



Source: 2005 FIA Database provided by USFS, Northern Research Station

The northern hardwoods cover type is a conglomeration of a wide group of species. The dominant species present are the shade tolerant sugar maple and basswood. There are also significant ash, oak, birch and aspen volumes present.

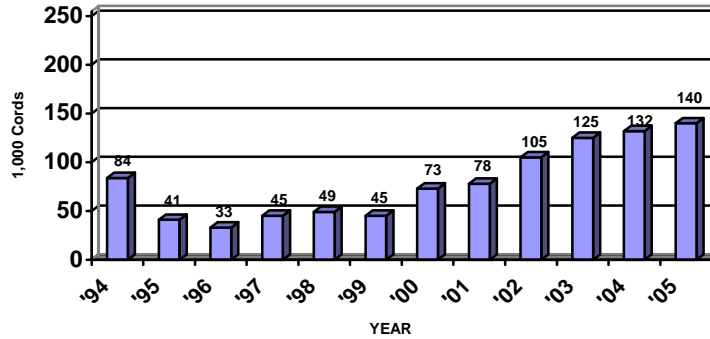


Source: 2005FIA Database provided by USFS, Northern Research Station

The northern hardwoods cover type is dominated by late “middle aged” stands (average rotation age = 80), many of which are in need of thinning in order to promote optimal growth and forest health. Northern hardwoods are often managed through periodic “thinning” harvests, although clearcutting can be an appropriate tool in some situations. The northern hardwoods cover type is owned largely by private landowners. Continuing and improved availability and use of forest management technical assistance to private landowners is therefore a critical issue for this type. Our northern hardwoods cover type has been something of a “neglected” resource for many years. This has largely been due to a history of poor markets for many hardwood species and sizes in much of the state. The market situation for most hardwoods has changed drastically in recent years, however. Several Minnesota pulp and paper and OSB mills now use maple and other hardwoods.

# Maple

## MAPLE HARVEST IN MINNESOTA From MN Statewide Timberland, all Ownerships



Source: NCRS Pulpwood Surveys, DNR Sawmill & Fuelwood Surveys.

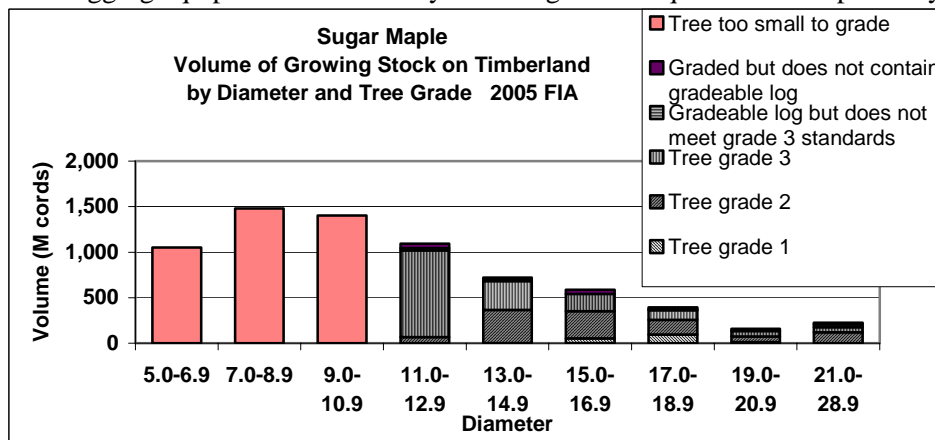
DNR estimated long-term annual sustainable harvest level = 429,600 cords. Based on the 2005 FIA database, estimated average annual net growth for maple growing stock in Minnesota is 578,000 cords, estimated average annual mortality of maple growing stock is 102,100 cords.

## Current Demand for Maple from Minnesota Timberlands

	Cords
2005 Harvest.....	<b>140,200</b>
• Minnesota Pulpwood Industries.....	100,400
• Pulpwood Export.....	6,700
• Sawlogs & Other.....	12,700
• Fuelwood.....	20,400

### Concerns:

- Promoting good management on non-industrial private lands.
- Different logging equipment and intensity of management required in multiple-entry management.



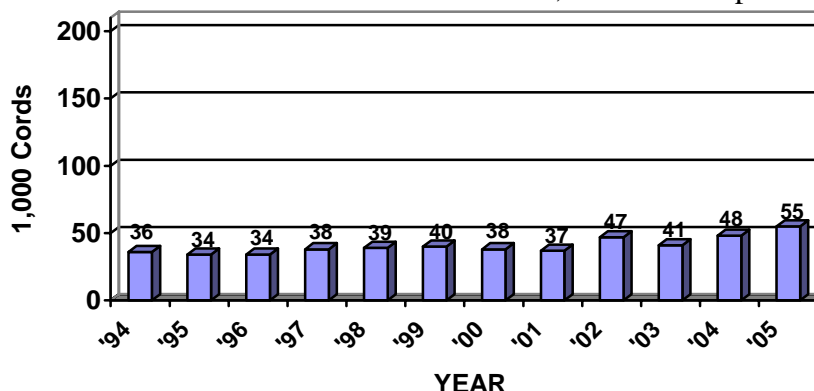
Source: 2005 FIA Database provided by USFS, North Central Research Station

Minnesota’s maple resource is made up of 4 species: sugar maple, red maple, silver maple and black maple. Sugar maple in much of Minnesota tends to be of fairly low sawlog quality, due to relatively small size and poor form. We are on the western edge of its natural growing range. Some higher quality sugar maple is grown in southeastern Minnesota, however.

# Basswood

## BASSWOOD HARVEST IN MINNESOTA

Minnesota statewide Timberland, all Ownerships



Source: NFRS Pulpwood Surveys, DNR Sawmill & Fuelwood Surveys.

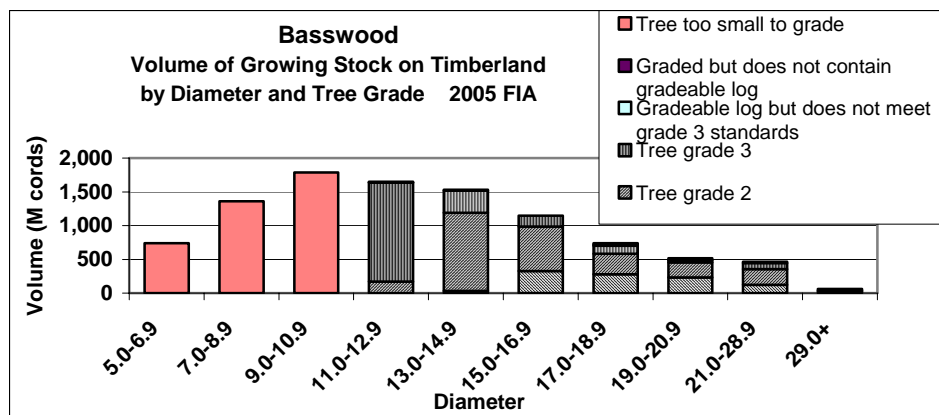
DNR estimated long-term annual sustainable harvest level = 280,300 cords. Based on the 2005 FIA database, estimated net annual basswood growth: 280,300 cords, estimated annual mortality: 56,000 cords.

## Current Demand for Basswood from Minnesota Timberlands

	Cords
2005 Harvest.....	<b>54,700</b>
• Minnesota Pulpwood Industries.....	30,900
• Pulpwood Export.....	900
• Sawlogs & Other.....	21,600
• Fuelwood.....	1,300

Concerns:

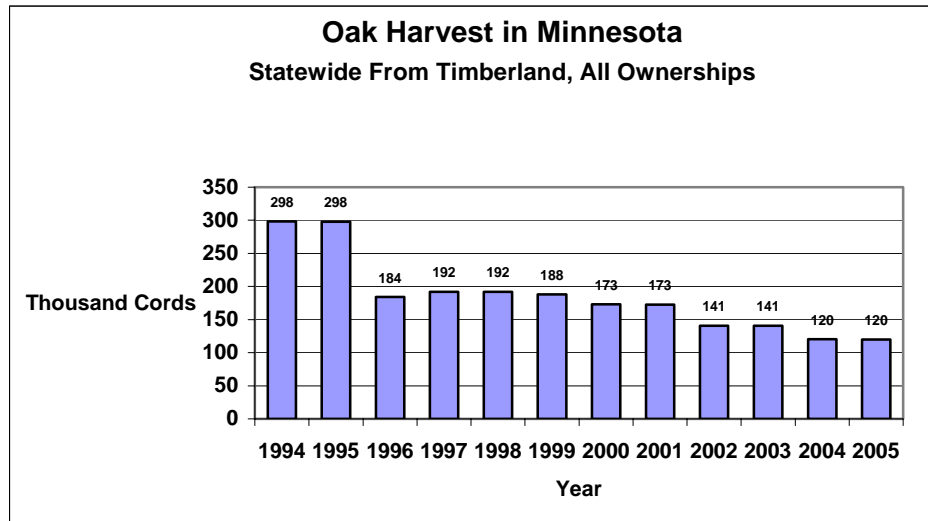
- With the recent development of a pulpwood market for basswood, it will become critical to prevent the harvest of potential high-quality sawlogs as pulp on productive sites on private lands.



Source: 2005 FIA Database provided by USFS, North Central Research Station.

Basswood is capable of producing a large percentage of high-quality sawlog and veneer material on good sites in Minnesota.

# Minnesota's Oak Resource



Source: NCRS Pulpwood Surveys, DNR Sawmill & Fuelwood Surveys.

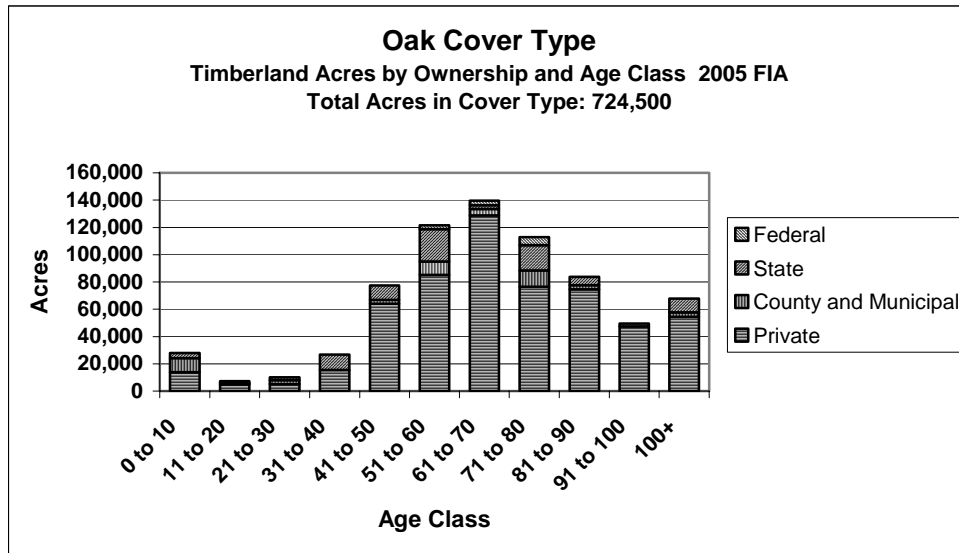
The oak cover type is dominated by late “middle aged” stands (average rotation age = 80 to 100). The oak resource is largely owned by private landowners.

## Current Demand for Oak from Minnesota Timberlands

	Cords
2005 Harvest.....	<b>120,200</b>
• Minnesota Pulpwood Industries.....	400
• Pulpwood Export.....	400
• Sawlogs & Other.....	73,300
• Fuelwood.....	46,100

### Concerns:

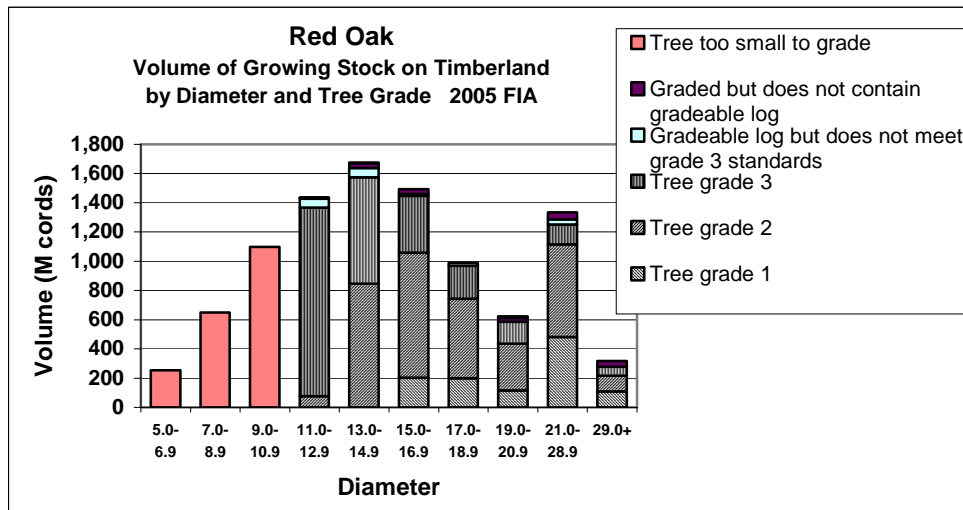
- High quality red oak sawlog resource continues to decline.
- Gypsy moth invasion making it's way into MN will have a negative impact on oak resource.
- There are opportunities to improve future oak volume and quality through investments in intermediate stand treatments on private and public lands.



Source: 2005 FIA Database provided by USFS, Northern Research Station

Oak is a tremendously important cover type and species in a large portion of Minnesota. Many wildlife species commonly use acorns as part of their diet, and oaks also can provide excellent den opportunities. Additionally, it is the largest volume species produced by many sawmills, especially those in the southern 2/3 of the state.

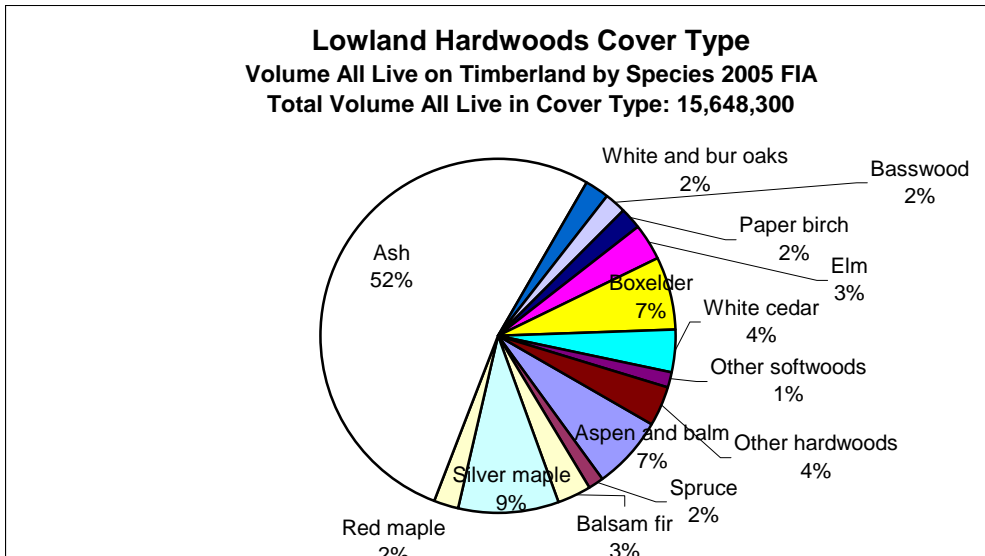
DNR estimated long-term annual sustainable harvest level for oak = 499,300 cords. Based on 2005 FIA data, estimated net annual oak growth: 819,300 cords; estimated annual oak mortality: 107,500 cords.



Source: 2005 FIA Database provided by USFS, North Central Research Station

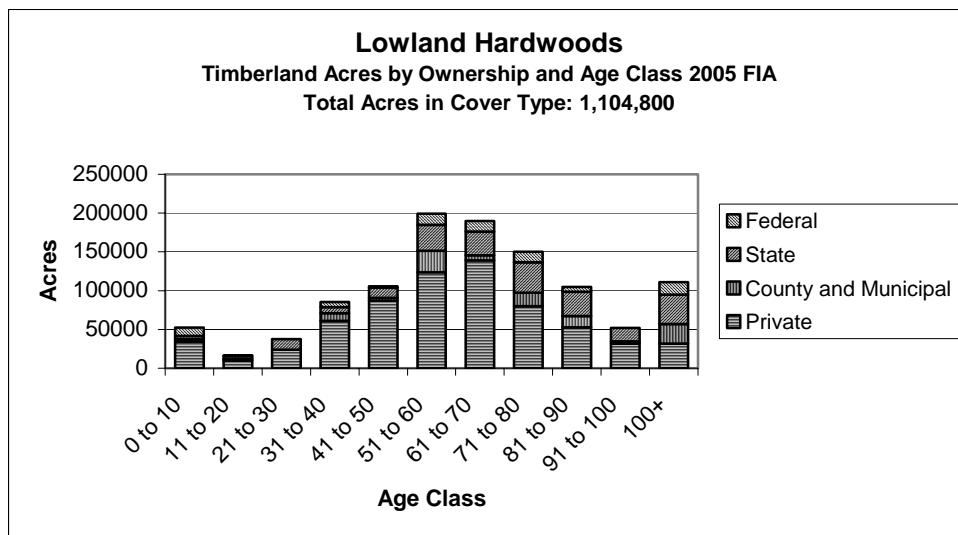
Some high quality sawlog and veneer red oak is grown on good sites in Minnesota.

# Minnesota's Lowland Hardwoods Resource



**Source:** 2005 FIA Database provided by USFS, North Central Research Station

The lowland hardwoods cover type is made up of a variety of species. Most prevalent are black ash, silver maple, green ash and cottonwood.

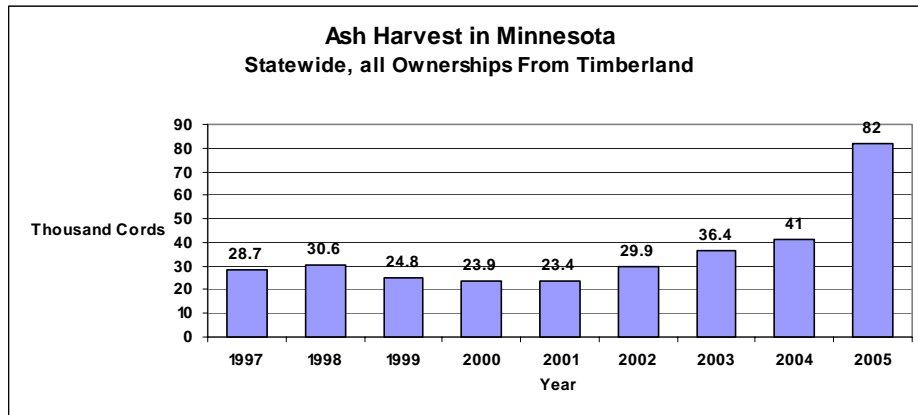


**Source:** 2005 FIA Database provided by USFS, North Central Research Station

The lowland hardwood cover type is dominated by late “middle age” stands. A common rotation age for black ash is 90 years.

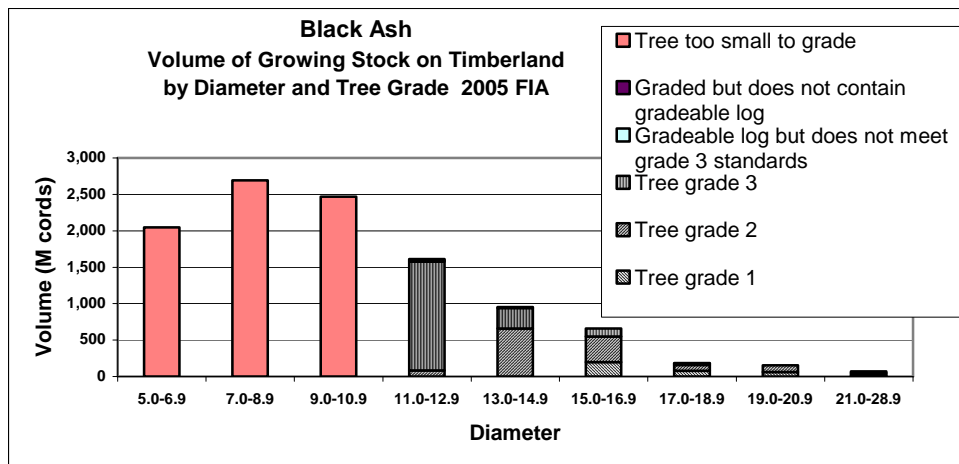


# Minnesota's Ash Resource



Source: Harvest data compiled by NCRS & DNR

Ash has not had a pulpwood market until recently, when several mills began using it. DNR estimated long-term annual sustainable harvest level for ash = 353,600 cords. Based on 2005 FIA data, estimated net annual ash growth: 609,700 cords; estimated annual mortality: 60,800 cords.



Source: 2005 FIA Database provided by USFS, North Central Research Station

Of the ash species found in Minnesota (black, green and white) black ash has by far the largest volume. Minnesota's ash resource is dominated by smaller diameter material. This has an impact on processing opportunities: specifically, much of the ash resource is a good fit for pulpwood mills. We do grow a modest amount of high quality sawlog and veneer ash in Minnesota. It is important to get the high-quality material to these greater value-added markets.

## Current Demand for Ash from Minnesota Timberlands



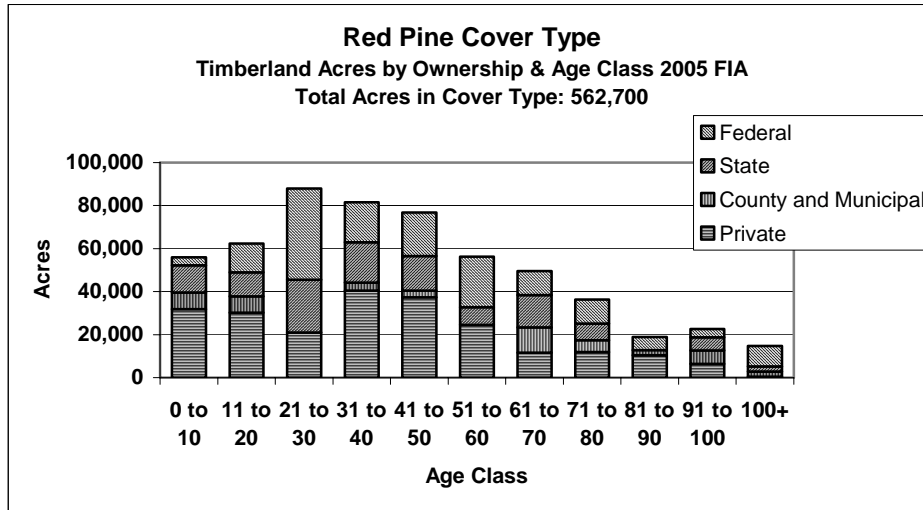
	Cords
2005 Harvest.....	<b>82,000</b>
• Minnesota Pulpwood Industries.....	58,300
• Pulpwood Export.....	100
• Sawlogs & Other.....	8,300
• Fuelwood.....	15,300

Concerns:

- Health concerns in black ash.
- Sorting high quality ash for highest value markets.

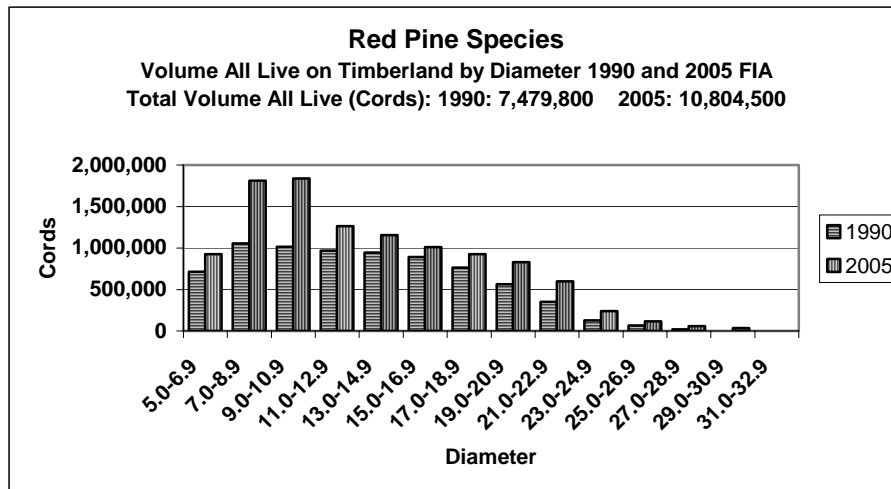
# Minnesota's Pine Resource

## Red Pine



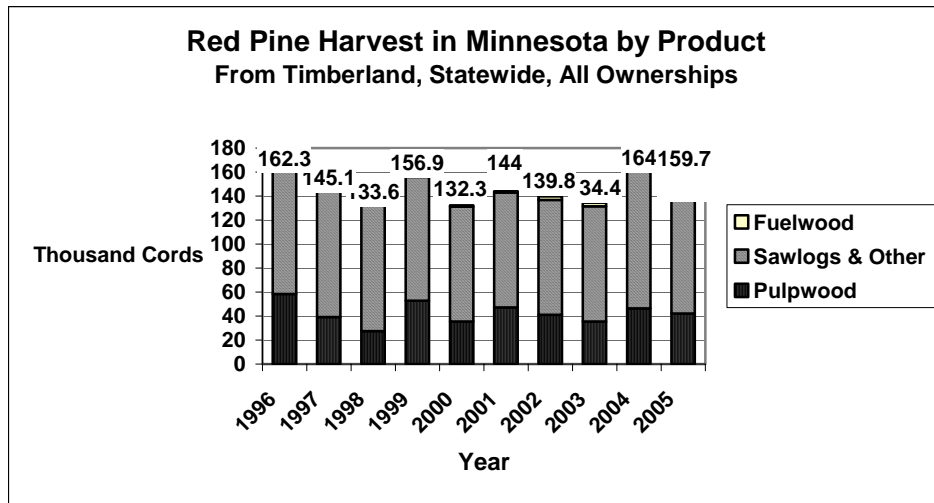
Source: 2005 FIA Database provided by USFS, Northern Research Station

Red pine is a type dominated by young age classes, much of which is in the form of plantations in need of periodic thinning. Much of the resource is owned by the federal government and private landowners.



Source: FIA Database provided by USFS, Northern Research Station

Volume of red pine has increased greatly since 1990 as many plantations have reached merchantable sizes.



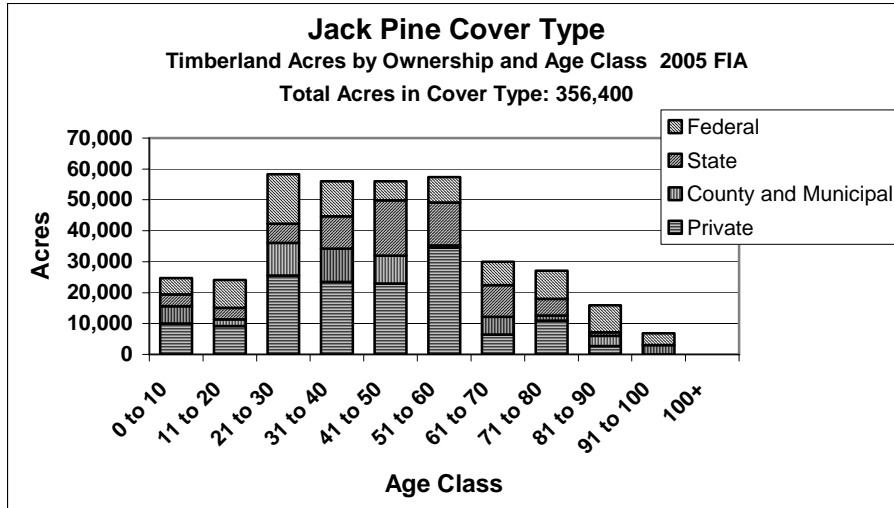
Source:

Harvest data compiled by NCRS & DNR

DNR estimated long-term annual sustainable harvest level = 340,000 cords\*. Based on 2005 FIA data, average net annual growth of red pine growing stock: 572,700 cords; average annual mortality: 44,700 cords.

\*It is important to note that due to the age-class structure of red pine (large acreages of young red pine) the short-term harvest level would be lower than the long-term sustainable figure. Short-term figure is approximately 300,000 cords, rising to 356,000 cords by 2012 and then continuing to rise for at least 50 years as the cover type ages and available volume for thinning increases.

# Jack Pine

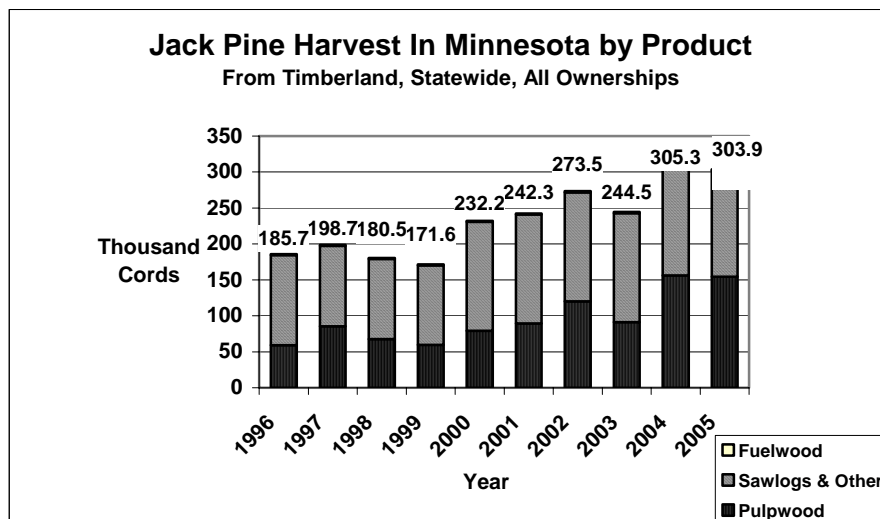


Source: 2005 FIA Database provided by USFS, Northern Research Station

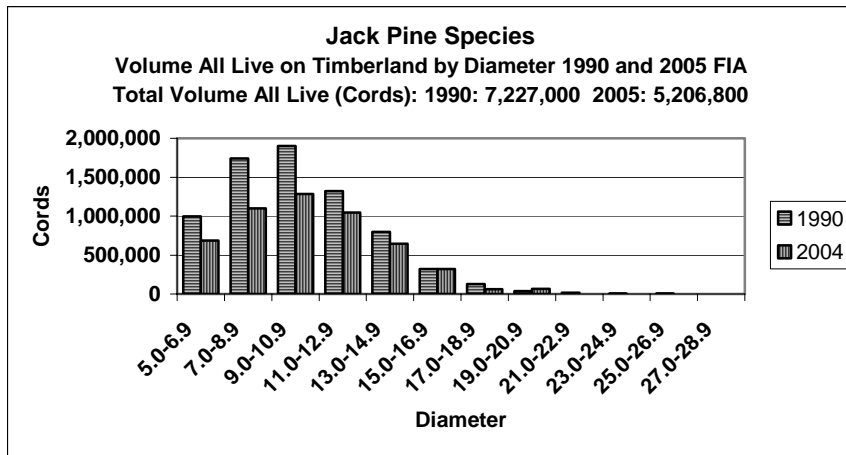
Much of the jack pine resource is owned by the state of Minnesota and by private landowners. The jack pine cover type is heavily weighted to the 41 to 60 year age classes. Many of these older stands are in need of management at the present time. Recent jack pine budworm outbreaks in older stands have resulted in heavy mortality in portions of northwest and east central Minnesota. The age-class imbalance, and the need to manage the related forest health issues and the mortality associated with them, have been key reasons for higher jack pine harvest rates of late.

While the accelerated harvest rates of the present have been necessary and prudent for management purposes, they are unlikely to be sustainable for the long term. Jack pine harvest levels are likely to remain near or above present levels for the next few years, and then will probably begin a downward trend within the next five to ten years. The volume “slack” caused by the coming reduction in available jack pine will need to be made up with increased thinning of the young red pine resource.

Based on 2005 USFS FIA data, average net annual growth of jack pine growing stock: 98,500 cords; average annual mortality of jack pine growing stock: 143,700 cords.



Source: Harvest data compiled by NCRS & DNR

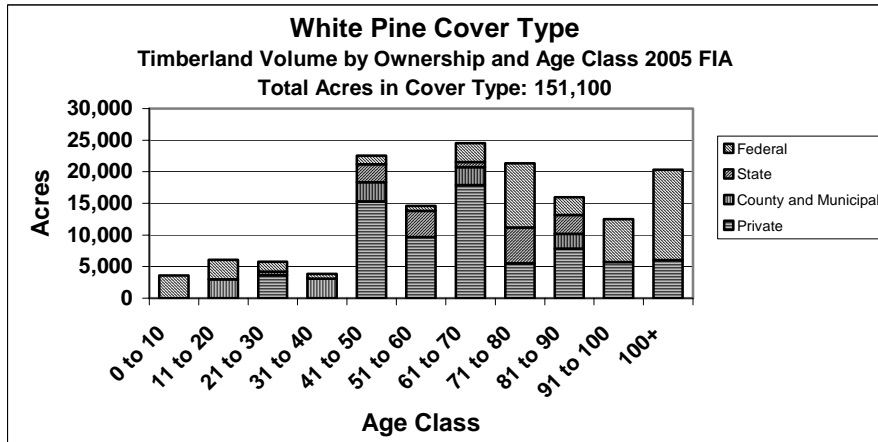


**Source:** FIA Database provided by USFS, Northern Research Station

Jack pine total volume has rapidly declined since 1990. Total volume of jack pine growing stock has gone from 7,016,000 cords in 1990 down to 5,206,800 cords in 2005 – an over 25% decrease.

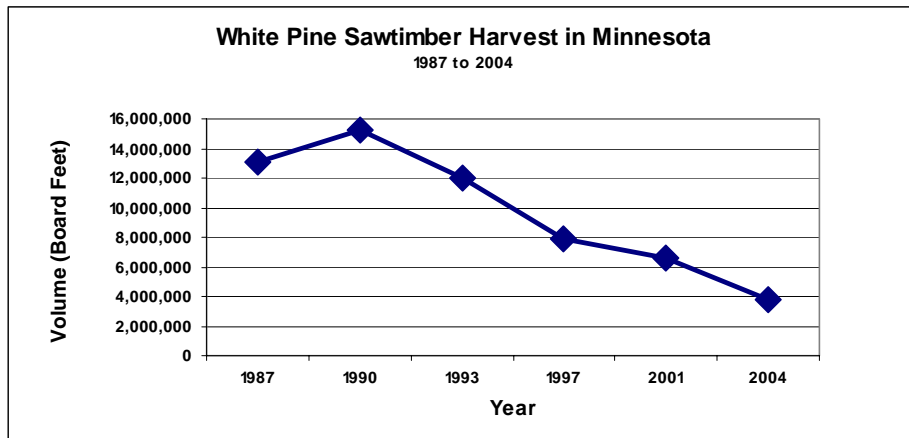
The vast majority of jack pine is under 15 inches in diameter.

# White Pine

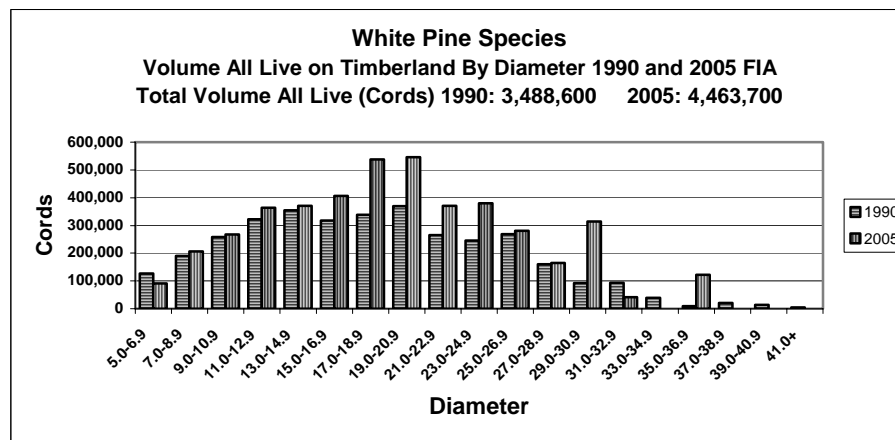


Source: 2005 FIA Database provided by USFS, North Central Research Station

The cover type is heavily weighted to age classes of 60 years plus. National Forests and private landowners are by far the predominant ownership groups for the white pine cover type.



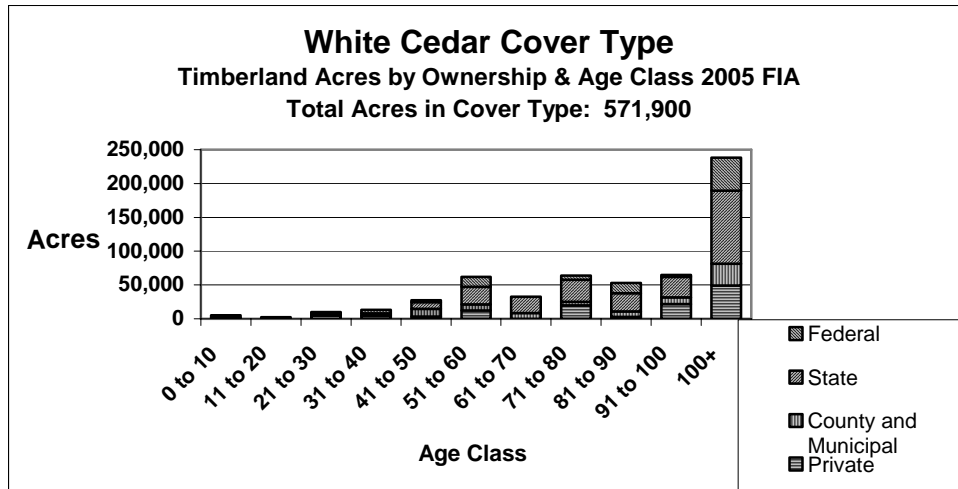
Source: DNR – Division of Forestry Sawmill Surveys



Source: FIA Database provided by USFS, Northern Research Station

Most white pine volume occurs in the white pine, red pine, aspen and northern hardwoods cover types. The vast majority of white pine volume is in trees with diameters greater than 15 inches. Volume has increased substantially since the 1990 inventory. Based on 2005 FIA data, average net annual growth of white pine growing stock: 247,700 cords; average annual mortality: 20,400 cords.

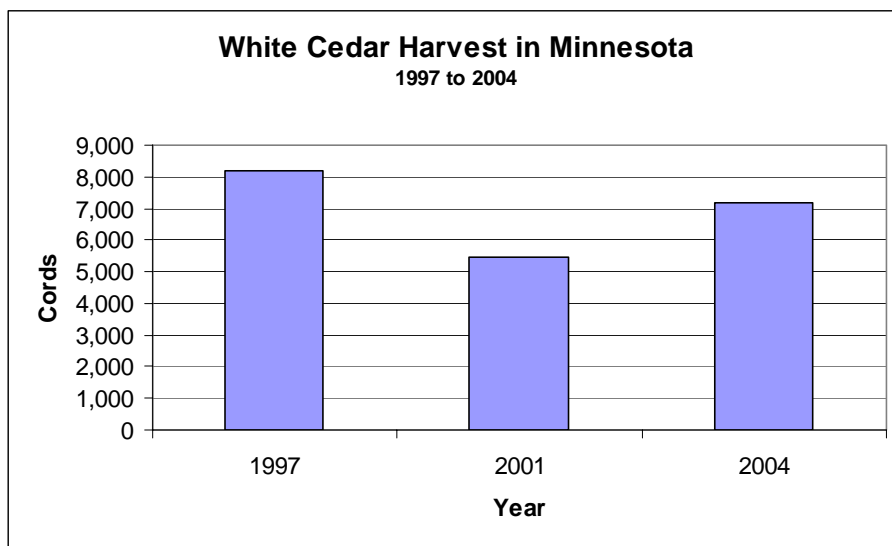
## Minnesota's White Cedar Resource



**Source:** 2005 FIA Database provided by USFS, North Central Research Station

Northern white cedar is a slow-growing, long-lived conifer. The white cedar cover type in Minnesota is located largely in the northeastern 1/3 of the state and is made up of a variety of species. Cover type volume is dominated by white cedar, but includes spruce, tamarack, balsam fir, birch, ash and several other minor species. Significant volumes of cedar can also be found mixed in with other lowland cover types, and it also exists as a minor component of some upland cover types. Cedar is significant because it provides critical habitat for white-tailed deer and for many rare plant species including the threatened ram's head orchid, and because it is a potentially valuable timber resource.

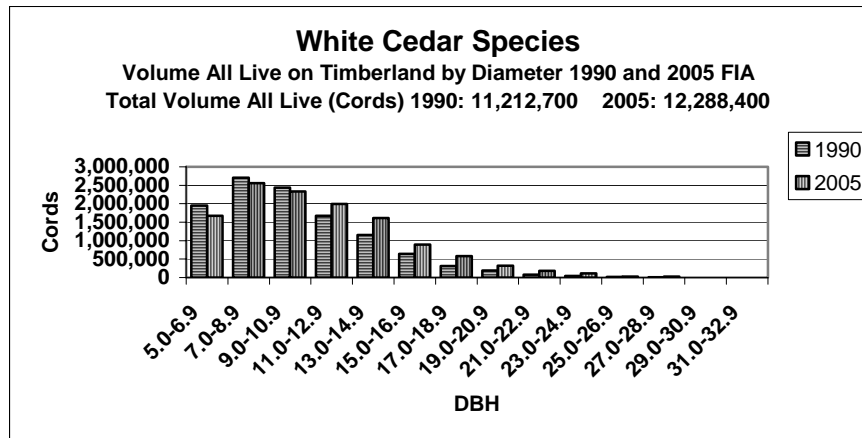
White cedar is generally an old resource, and it is getting older: over 230,000 cover type acres exist in stands over age 100, with less than 27,000 cover type acres below age 30. Much of the white cedar resource exists on very wet sites, many of which have low productivity and slow growth. High amounts of heart rot are common in older stands on wet sites. Much of the volume of white cedar is contained in material below 13 inches in diameter.



**Source:** USFS Pulpwood Surveys, MN DNR Sawmill & Fuelwood Surveys.

With no pulpwood market for cedar, the small amount of utilization is entirely for sawtimber, specialty products and a small amount of fuelwood. Net annual growth for white cedar growing stock is approximately 317,800 cords, and average annual mortality is approximately 69,300 cords, according to the

2005 FIA inventory. Annual harvest is less than 8,000 cords, so there is a great deal of potential in the resource for more utilization and management, if regeneration issues can be solved.



Source: FIA Database provided by USFS, Northern Research Station

**Issues:**

- White cedar has been somewhat of a “neglected” resource for many years. Probably the single biggest reason for this is an inability to consistently regenerate it on many sites. Cedar is in need of greater research efforts in regeneration techniques.
- Use of white cedar for industrial products is very modest. There is no pulpwood market for cedar. The modest amount of utilization in Minnesota is entirely for sawtimber, specialty products and a small amount for fuelwood.
- Cedar has tremendous importance for wildlife habitat and ecological diversity.
- Cedar is very long-lived, but doesn’t often regenerate naturally



# Timber Price Information

\$\$\$\$

**Average Prices Received by product for Stumpage Sold by Public Land Agencies in  
Minnesota: 1998-2006**



## Average Prices Received for Stumpage Sold by Public Land Agencies in Minnesota: 1997-2005

Notes:

- Average prices based on those reported by Minnesota Counties, Chippewa and Superior National Forests, Bureau of Indian Affairs, and Minnesota DNR-Forestry.
- The various reporting agencies have different fiscal years.
- Some agencies report their data based on timber appraisal estimates, others report based on actual scale receipts.
- The reported sales data includes numerous different products and units of measure. Conversion factors used: 500 BF/ Cd for hardwoods, 400 BF/ Cd for softwoods.
- *The reader should use caution when comparing prices shown in these tables with actual prices received or expected on any specific timber sale. For recent timber stumpage prices, readers can go to the DNR website and view recent auction results:<http://www.dnr.state.mn.us/forestry/timbersales/index.html>*
- *Individual sale prices will vary significantly from the averages shown in these tables due to variability in both economic and physical conditions. Market conditions as of December 2007 have changed substantially from conditions reflected in the data in the following tables. For recent timber stumpage prices, readers can go to the DNR website and view recent auction results:<http://www.dnr.state.mn.us/forestry/timbersales/index.html>*

Species	Pulpwood (\$'s per cord)*									
	1998	1999	2000	2001	2002	2003	2004	2005	2006	
Aspen	20.54	23.40	25.28	28.76	27.36	28.95	37.20	59.70	47.52	
Balm	16.95	14.13	25.27	32.06	27.53	25.12	31.71	45.25	38.85	
Birch	7.53	7.66	7.69	8.31	8.16	9.04	12.21	20.57	14.76	
Ash	5.51	2.28	4.09	3.91	5.86	3.62	5.51	5.43	8.22	
Oak	8.98	10.76	9.27	7.74	5.77	4.35	8.28	16.28	18.27	
Basswood	4.88	5.67	5.68	5.48	6.51	6.05	6.58	10.64	8.06	
Balsam Fir	14.12	12.09	14.84	14.61	13.99	13.46	21.12	33.54	30.56	
W. Spruce	19.18	26.62	32.63	29.90	30.51	21.87	31.80	43.39	35.06*	
B. Spruce	21.16	20.61	22.23	29.17	27.05	31.96	31.50	43.39	35.06*	
Tamarack	7.29	5.79	5.67	6.40	4.11	4.56	6.42	9.84	5.96	
W. Cedar	7.31	6.83	8.46	6.74	7.06	4.68	4.60	5.50	9.26	
J. Pine	24.72	24.32	21.94	21.63	22.18	21.37	29.46	30.66	37.62	
R & W Pine	15.63	17.02	18.61	20.79	20.99	19.55	19.18	29.06	36.59	
Maple	--	--	--	--	--	--	--	--	7.98	

-- No Data

\* Reported as Spruce Species

<b>Sawtimber (\$ per Thousand Board Feet)*</b>									
<b>Species</b>	<b>1998</b>	<b>1999</b>	<b>2000</b>	<b>2001</b>	<b>2002</b>	<b>2003</b>	<b>2004</b>	<b>2005</b>	<b>2006</b>
<b>Aspen</b>	100.54	85.09	102.28	114.11	103.19	109.91	128.77	190.44	---
<b>Birch</b>	39.78	36.12	43.17	50.48	55.87	72.34	94.41	128.30	52.06
<b>Ash***</b>	97.09	48.70	71.39	81.97	66.85	76.60	99.56	144.62	---
<b>Elm</b>	53.31	56.50	---	44.10	69.00	62.08	53.82	86.52	---
<b>Oak**</b>	140.20	146.00	109.53	118.72	151.77	150.04	145.57	185.90	378.03
<b>Basswood</b>	81.15	74.77	70.25	81.24	80.43	94.47	112.30	133.10	124.73
<b>Balsam Fir</b>	88.30	80.82	120.65	144.20	136.32	145.47	167.74	244.43	---
<b>Spruce</b>	78.34	81.91	90.00	91.27	94.95	101.81	131.34	204.73	113.02
<b>W. Cedar</b>	38.64	39.13	19.96	30.46	29.43	24.73	27.34	26.38	153.14
<b>J. Pine</b>	121.84	124.00	114.86	154.35	155.76	135.43	168.66	184.79	124.11
<b>R &amp; W Pine</b>	161.01	198.99	176.01	170.13	153.78	153.10	139.41	181.21	143.45

\*\*Oak sawtimber prices mainly from public lands in northern Minnesota 1998-2005

\*\*\*Black ash includes veneer

---Insufficient data

Salvage from July 1999 windstorm included in price for stumpage in 1999 and 2000.

<b>Sold as Pulp &amp; Bolts in Combination*</b>									
<b>(\$'s per cord)</b>									
<b>Species</b>	<b>1998</b>	<b>1999</b>	<b>2000</b>	<b>2001</b>	<b>2002</b>	<b>2003</b>	<b>2004</b>	<b>2005</b>	<b>2006</b>
<b>Aspen</b>	25.39	26.35	28.66	34.33	30.80	34.52	40.94	65.14	45.58
<b>Balm</b>	19.51	18.04	25.41	32.57	28.35	28.21	34.15	47.09	34.73
<b>Birch</b>	9.40	8.97	9.45	10.40	10.18	12.61	16.28	24.99	17.70
<b>Ash</b>	18.45	7.09	10.01	11.52	10.01	9.84	13.42	21.76	12.98
<b>Oak</b>	24.58	34.00	25.35	24.33	32.32	34.50	26.26	42.24	25.47
<b>Basswood</b>	17.80	17.65	17.00	18.87	16.94	18.34	19.46	23.89	18.21
<b>Maple Spp</b>	--	--	--	--	--	--	--	16.30	12.36
<b>Balsam Fir</b>	17.49	15.60	19.87	24.01	20.53	23.04	26.76	41.38	30.57
<b>W. Spruce</b>	26.56	29.83	34.25	33.84	34.88	35.86	41.67	48.03	31.38
<b>B. Spruce</b>	21.16	21.28	23.04	30.01	27.65	31.96	32.88	48.03	31.38
<b>Tamarack</b>	8.18	6.97	6.60	7.37	4.55	5.21	6.96	10.07	9.31
<b>White Cedar</b>	9.29	10.24	8.32	8.68	7.91	6.16	5.98	7.47	13.48
<b>J. Pine</b>	33.83	32.78	30.39	37.95	36.76	38.20	41.75	50.81	49.49
<b>R &amp; W Pine</b>	48.81	57.93	53.35	43.89	40.01	39.13	39.76	55.17	45.98

A bolt is defined as a short log, usually 100" length, with a specific minimum diameter, generally sawn for lumber

# **Glossary and Conversion Factors**



# Glossary

**BIA** – Bureau of Indian Affairs

**Cover Type** - A classification of forest land based on the species forming a plurality of live tree stocking.

**CSA** – Cooperative Stand Assessment. This is the inventory system used on state-owned land. Different vegetative stands are mapped using aerial photography and ground checks. Variable radius sample plots are distributed throughout each cover type and measured on the ground. A variety of information on stand condition is collected. Things like timber volumes, species mixes and insect and disease damage for the state forest and wildlife management areas can be determined using CSA data

**Cull** – Portions of a tree that are unusable for industrial wood products because of rot, form, missing or dead material, or other defect.

**FIA** – Forest Inventory & Analysis. In this inventory, permanent plots are remeasured periodically. Field remeasurements were last completed in 1977 and 1990. A recent change is that after completion in 2004, the inventory will be updated continually, with approximately 20% of the plots revisited each year. Minnesota has recently completed year four of a five-year effort to update its FIA, which is a cooperative effort between the USDA Forest Service and Minnesota DNR. The inventory will be complete in late 2004.

FIA provides extremely important information on the condition of the forest resource. Things like timber volumes, species mixes, and changes to the forest resource over time can all be determined using FIA data. It is the only way to track condition and changes over time for non-industrial private woodlands and is the only way to get comprehensive data across all ownerships.

**Growing Stock Trees**- Live trees of commercial species excluding cull trees.

**MAI** – Mean Annual Increment. the average annual increase in volume of a stand at a specified point in time. MAI changes with different growth phases in a tree's life, generally being highest in the middle ages & decreasing with age. The point at which MAI peaks is sometimes used as a guide to identify biological maturity and a stand's readiness for harvesting.

**NCRS** – North Central Research Station. This is where the FIA unit of the USFS is located. These are the folks that, in cooperation with state DNR, accomplish the FIA inventory and Timber Product Output surveys. Without them, very little of the information in this book would be available.

**NIPF** – Non-Industrial Private Forest Land. Forest land owned privately by people or groups not involved in forest industry.

**Pulpwood** – Wood that is harvested and used by primary mills that make products from reconstituted wood fiber. In addition to wood pulp, this includes particleboard and engineered lumber products made from chips, shavings, wafers, flakes, strands and sawdust.

**Rotation Age** - Age at which a stand is generally considered mature and ready for harvest.

**Sawtimber** - Wood that is harvested and used by sawmills.

## **Glossary (continued)**

**Timberland** – Forest land that is producing, or is capable of producing, more than 20 cubic feet per acre per year of industrial wood crops, that is not withdrawn from timber utilization by policy or law.

**USDA** – United States Department of Agriculture.

**USFS** – United States Forest Service.

# **Conversion Factors**

**Conversion factors used in the preparation of this report:**

**1 cord = 500 board feet**

**1 cord = 79 cubic feet**





