

RATING THE PRESIDENTS OF THE UNITED STATES, 1789-2000: A SURVEY OF SCHOLARS IN POLITICAL SCIENCE, HISTORY, AND LAW

*James Lindgren**
*Steven G. Calabresi***

The reputations of presidents rise and fall. As experts on the presidency gain more perspective, their rankings of some presidents, such as John Kennedy, have fallen, while their impressions of others, such as Harry Truman, have risen. Even some presidents long dead have taken reputational stumbles. For example, the presidencies of James Madison, John Adams, and John Quincy Adams are no longer as highly regarded as they used to be.

This study reports results from the latest survey of seventy-eight scholars on the presidency. Unlike most prior studies, this study surveyed experts on presidential history and politics from the fields of political science and law, as well as from history. Moreover, we explicitly balanced the group to be surveyed with approximately equal numbers of experts on the left and the right. Because political leanings can influence professional judgments, we think that these are the most politically unbiased estimates of reputation yet obtained for U.S. presidents.

To choose the scholars to be surveyed, we had three expert panels of two scholars in each field come up with a list of experts in their fields. The six scholars who consulted on the makeup of

* Stanford Clinton Sr. Professor of Law; Director, Demography of Diversity Project; Northwestern University; currently Ph.D. Student, Sociology, University of Chicago. We would like to thank Leonard Leo and C. David Smith of the Federalist Society, who co-designed and implemented the survey and data collection. I did not get involved in this project until data collection was complete. We very much appreciate the joint sponsorship of the Wall Street Journal and the Federalist Society for Law and Public Policy. Most of the data from this article were published in the Wall Street Journal in several installments starting on November 16, 2000 and posted on their website opinionjournal.com from mid-November, 2000 through mid-April, 2001.

** Professor of Law, Northwestern University.

the sample were Akhil Reed Amar (Yale University), Alan Brinkley (Columbia University), Steven G. Calabresi (Northwestern University), James W. Ceaser (University of Virginia), Forrest McDonald (University of Alabama), and Stephen Skowronek (Yale University).

We tried to choose approximately equal numbers of scholars who lean to the left and to the right. Our goal was to present the opinions of experts, controlling for political orientation. Another way to express this is that we sought to mirror what scholarly opinion might be on the counterfactual assumption that the academy was politically representative of the society in which we live and work. This study attempts to resolve the conflict between prior rankings of Presidents done mostly by liberal scholars or mostly by conservative scholars,¹ but not by both together.

As in prior studies, George Washington, Abraham Lincoln, and Franklin Roosevelt continue to be the most esteemed presidents. Also like other studies, Democratic presidents tend to be rated higher than Republican presidents (though insignificantly so), both overall and since 1857.

The scholarly experts we surveyed ranged from the merely distinguished to the great (and the near great). Our response rate was 59%—78 of 132 scholars responded after one follow-up. No demographic data were collected on the seventy-eight respondents—thirty historians, twenty-five political scientists, and twenty-three law professors. Where possible, we have quoted from the comments of scholars who responded to the survey.

Each scholar was asked to rate each president² on a standard social science five-point scale from well below average to

1. Arthur M. Schlesinger, Jr., *Rating the Presidents: Washington to Clinton*, 112 *Political Science Quarterly* 179 (1997) (mostly liberal scholars); William J. Ridings, Jr. and Stuart B. McIver, *Rating the Presidents: From the Great and Honorable to the Dishonest and Incompetent* (1997) (presumably mostly liberal scholars); Alvin S. Felzenberg, "There You Go Again": *Liberal Historians and the New York Times Deny Ronald Reagan His Due*, *Policy Review*, March-April 1997 (criticized by Schlesinger as "inviting the same suspicion" of political bias as his panel, though from the other side).

2. We asked them to rank all forty-one presidents but dropped the data on James Garfield and William Harrison because of their very brief terms in office.

highly superior³ and to name the most overrated and underrated presidents.⁴ Historian Paula Baker was one of many scholars who explained her criteria: "Highly superior and above average presidents made the most of what circumstances provided, and in a few cases, re-oriented their parties and public life."

The scholars we surveyed were supposed to rate them as presidents, but undoubtedly their other accomplishments sometimes affected the ratings. One respondent explicitly rejected this tendency, "Some of the low-ranking presidents [as he ranked them], such as John Quincy Adams, Martin Van Buren, and William Howard Taft, were able men who contributed a great deal to the nation, but not as president."

This strange modern genre of presidential rankings was initiated in 1948 by Arthur Schlesinger, Sr., who repeated his study in 1962.⁵ In 1996 his son, Arthur Schlesinger, Jr., replicated the study once again.⁶ Our study, conducted in October 2000, found remarkably similar results to the last Schlesinger study. The correlation between the ranks in the two studies is a staggeringly high .94.⁷ The main difference between the two studies is that Ronald Reagan ranks 8th in our study, while he ranked 25th (out of thirty-nine presidents) in Schlesinger's 1996 study.

3. The scholars were asked: "Please rate each president using the table below. In deciding how to rate a president, please take into consideration the value of the accomplishments of his presidency and the leadership he provided the nation, along with any other criteria you deem appropriate."

PRESIDENT	HIGHLY SUPERIOR	ABOVE AVERAGE	AVERAGE	BELOW AVERAGE	WELL BELOW AVERAGE
-----------	--------------------	------------------	---------	------------------	--------------------------

4. The scholars were asked: "Please identify the five most overrated or underrated Presidents of the United States, indicating whether they are overrated or underrated." They were given five blank lines and were given the opportunity to circle "UNDERRATED" or "OVERRATED."

5. See Arthur M. Schlesinger, Jr., 112 *Political Science Quarterly* at 179 (cited in note 1) (describing his father's studies for *Life Magazine* in 1948 and the *New York Times Magazine* in 1962).

6. *Id.* (1996 study, results published first in the *New York Times Magazine* in 1996, followed by a scholarly paper published in 1997).

7. This result comes after correcting the Schlesinger ranks for several arithmetical errors (he appears not to have used a spreadsheet, since, e.g., the second category was weighted 2 points for some presidents and 1 point for most presidents), but making no changes in coding. Besides arithmetical errors, the Schlesinger study coded the bottom category in their 5 category scale -2, 3 points below the category just above it. With more conventional coding (an even one point spread between categories), the linear correlation is .956 with our ranks and has a stunning R^2 of .913. If you leave out the one outlier, Ronald Reagan, the correlation between ranks is .970, with an R^2 of .940.

Compared to the Schlesinger study, there are some methodological differences. Like Schlesinger, we surveyed thirty historians, but in place of his two politicians (Mario Cuomo and former Senator Paul Simon), we surveyed twenty-five political scientists and twenty-three law professors. While Schlesinger surveyed one woman and no non-white minorities, about 15% of our respondents were women and minorities, a substantial proportion only by comparison. We believe that we also surveyed more young professors than Schlesinger did.

I. RANKING THE PRESIDENTS

Rating presidents is an odd practice. No one can be an expert on all periods. Many presidents (e.g., Ulysses Grant, Calvin Coolidge, and Warren Harding) are probably rated more on received wisdom than on assessments of their records. The historian Robert Ferrell argues that, once one goes beyond one's narrow area of expertise, there is "a rapid diminution of real authoritative judgment." Even someone who has written more than a dozen books on the presidency, Ferrell asserts, would "almost have to guess" for some of the presidents.

Some respondents reflected this cautiousness. Historian Mark Leff argues, "Global measures can be an empty exercise." Political scientist Karen Hult notes that rankings of U.S. presidents are problematic: "First, as summaries, they by necessity mask what may be important differences *within* administrations." Some presidents may be better at some tasks than others or better at different times within their administrations. "Second," she argues, "rankings of presidents appear to me to reinforce the too-frequent tendency in the United States to attribute more power to the individuals who occupy the Oval Office than they typically have (or had)."

Respondents used different criteria in ranking presidents. Many favored their own evaluations of the presidents' goals and accomplishments. Others, such as legal scholar Annette Gordon-Reed, emphasized the presidents' own goals: "I tried to make decisions based upon the extent to which each man was able to accomplish what he set out to do rather than relying only on my opinion of the worth of their efforts."

A. THE BEST PRESIDENTS

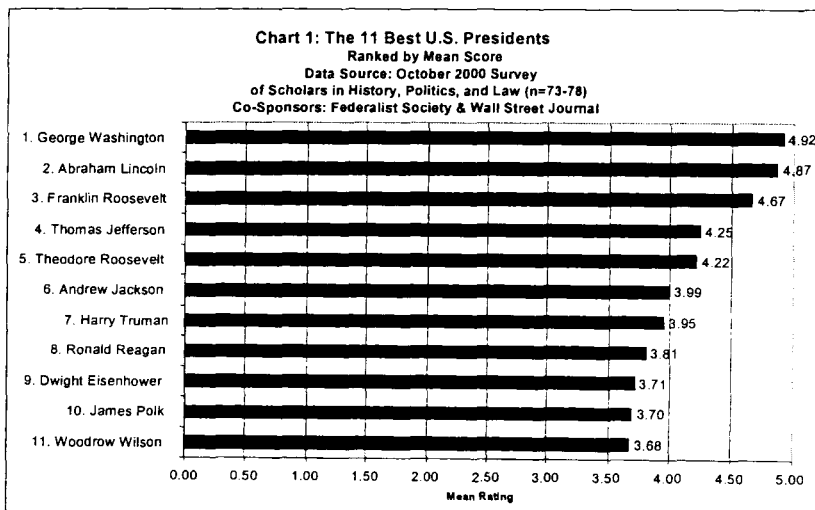
“The plain fact is that over half of our presidents have been mediocrities,” writes the historian Robert Rutland. Political scientist Thomas Cronin was more sanguine, “[A]t least two dozen individuals have served with distinction; only a few have been grossly inadequate.” Some presidents were ranked highly by almost everyone in our study.

The eleven presidents ranked highest in this survey are presented in Chart 1. As in many previous rankings (including Schlesinger’s), George Washington (ranked 1st), Abraham Lincoln (2nd), and Franklin Roosevelt (3rd) lead the pack. As historian Steven Gillon remarks simply in his comments on the survey, “Washington, Lincoln, and FDR remain—and should remain—in a class by themselves.”

Just a step below are Thomas Jefferson (4th) and Theodore Roosevelt (5th). All five of these presidents averaged well above 4.0 on a five point scale. In the next group are Andrew Jackson (6th) and Harry Truman (7th). Rounding out the top eleven are Ronald Reagan (8th), Dwight Eisenhower (9th), James Polk (10th), and Woodrow Wilson (11th).

Some scholars may have thought that Jefferson’s reputation was slipping, partly because of an increase in discussions of his slaveholding in general and his probable fathering of children with Sally Hemings. Political scientist David Mayhew’s comment expressed this concern: “Jefferson is getting downgraded these days, but after reading Henry Adams’ volumes recently, I see him as first-rate.”

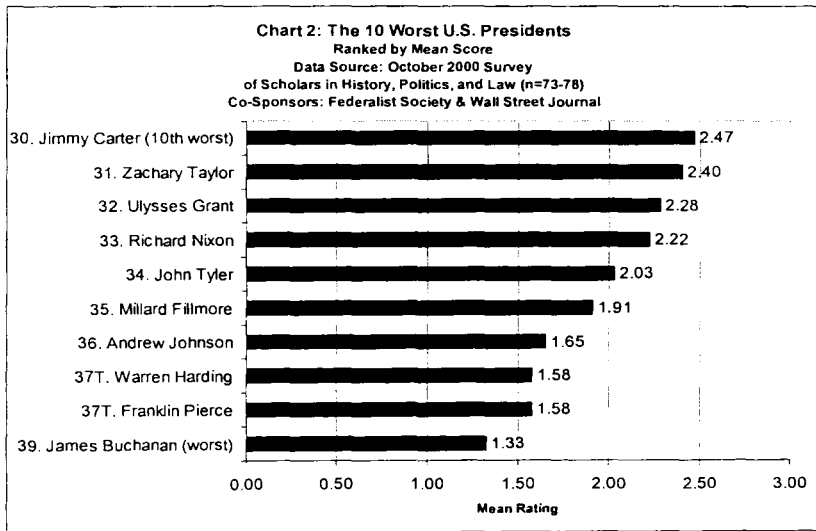
All of the presidents in our group of the eleven best were among Schlesinger’s top ten, except for Ronald Reagan who moved up from twenty-fifth in the Schlesinger study to eighth in our study.



B. THE WORST PRESIDENTS

According to the seventy-eight experts on our panel, the worst president was James Buchanan (ranked 39th), followed by Warren Harding (tied for 37th) and Franklin Pierce (tied for 37th). Buchanan and Pierce are usually blamed for doing little to head off the impending Civil War.

Of those presidents in the bottom ten, five did not serve even one full term: Harding (37th), Andrew Johnson (36th), Millard Fillmore (35th), John Tyler (34th), and Zachary Taylor (31st). In addition, Richard Nixon (33rd) was forced from office and Andrew Johnson was impeached by the Republicans. The administration of Ulysses Grant (32nd) is remembered today (a bit unfairly) mostly for scandal. Although Jimmy Carter is usually praised for the Middle East Peace Agreement and blamed for his handling of Iran, he gets little credit for his deregulation of the trucking and airlines industries.



C. GROUPING THE PRESIDENTS

It has been traditional to group the presidents as “Great,” “Near Great,” and so on. While any such classifications are arbitrary, we can group using our scores in something like these traditional categories. Remember, however, that our respondents did not use these particular characterizations; these are applied after the fact to group the results.

There may be some surprises here. As time has passed since the Kennedy administration, the rankings of his presidency have slipped. In this study Kennedy (18th) appeared at the bottom of the "Above Average" group, somewhat below his ranking in the last Schlesinger survey (12th). Kennedy still leads all presidents who served less than one term and all but two presidents who served only one full term (James Polk and John Adams).

Ronald Reagan (8th) and Dwight Eisenhower (9th) moved into the "Near Great" group. Both had, not only high mean scores, but a high median of four. Reagan's ratings were highly variable; Eisenhower's were not. Eisenhower had been at the top of Schlesinger's "High Average" group; by moving up just one place in our study, he moved into the "Near Great" category.

Reagan had been in Schlesinger's "Average" category. In our study, he moves into the group of "Near Great" presidents. Bill Clinton (24th), although below both the mean and the median for all thirty-nine presidents, still inhabits our "Average" category, a few slots below George H.W. Bush (21st). In our study, Clinton slips four places from the 1996 Schlesinger survey. Among presidents serving two full terms, only Grant ranks lower than Clinton.

Carter and Nixon both had low median ratings of 2.0. In Nixon's case, this low rating reflects what many believe to be his mostly disastrous domestic, international, and economic policies, not to mention the corruption of his administration.

Table 1
 Ranking of Presidents by Mean Score
 Data Source: October 2000 Survey of Scholars in
 History, Politics, and Law (n=73-78)
 Co-Sponsors: Federalist Society & Wall Street Journal

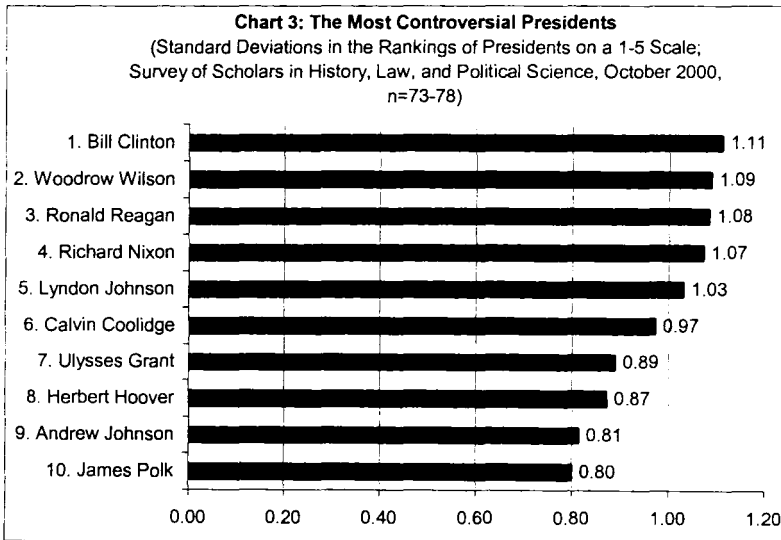
		Mean	Median	Std. Dev.
Great				
1	George Washington	4.92	5	0.27
2	Abraham Lincoln	4.87	5	0.60
3	Franklin Roosevelt	4.67	5	0.75

		Mean	Median	Std. Dev.
Near Great				
4	Thomas Jefferson	4.25	4	0.71
5	Theodore Roosevelt	4.22	4	0.71
6	Andrew Jackson	3.99	4	0.79
7	Harry Truman	3.95	4	0.75
8	Ronald Reagan	3.81	4	1.08
9	Dwight Eisenhower	3.71	4	0.60
10	James Polk	3.70	4	0.80
11	Woodrow Wilson	3.68	4	1.09
Above Average				
12	Grover Cleveland	3.36	3	0.63
13	John Adams	3.36	3	0.80
14	William McKinley	3.33	3	0.62
15	James Madison	3.29	3	0.71
16	James Monroe	3.27	3	0.60
17	Lyndon Johnson	3.21	3.5	1.04
18	John Kennedy	3.17	3	0.73
Average				
19	William Taft	3.00	3	0.66
20	John Quincy Adams	2.93	3	0.76
21	George Bush	2.92	3	0.68
22	Rutherford Hayes	2.79	3	0.55
23	Martin Van Buren	2.77	3	0.61
24	Bill Clinton	2.77	3	1.11
25	Calvin Coolidge	2.71	3	0.97
26	Chester Arthur	2.71	3	0.56
Below Average				
27	Benjamin Harrison	2.62	3	0.54
28	Gerald Ford	2.59	3	0.61
29	Herbert Hoover	2.53	3	0.87
30	Jimmy Carter	2.47	2	0.75
31	Zachary Taylor	2.40	2	0.68
32	Ulysses Grant	2.28	2	0.89
33	Richard Nixon	2.22	2	1.07
34	John Tyler	2.03	2	0.72
35	Millard Fillmore	1.91	2	0.74

		Mean	Median	Std. Dev.
Failure				
36	Andrew Johnson	1.65	1	0.81
37T	Franklin Pierce	1.58	1	0.68
37T	Warren Harding	1.58	1	0.77
39	James Buchanan	1.33	1	0.62

D. THE MOST CONTROVERSIAL PRESIDENTS

Several presidents had highly variable ratings. As one historian responding to our survey points out, “It’s hard to make judgments about recent presidents” Perhaps not surprisingly, Bill Clinton had the highest variation in our ratings—followed by Wilson and Reagan. Not only has there not been time to assess Clinton’s presidency with dispassion, but also many of the respondents were among the distinguished academics who signed public letters either opposing or supporting Clinton’s impeachment.



Clinton has his strong supporters. One prominent law professor is very positive: “Clinton has been a *great* President even with the impeachment.” “[D]espite the disgrace of impeachment, he helped develop a new modest liberalism that was appropriate for the times,” remarked historian Steven Gillon. Po-

litical science scholar Bruce Miroff also makes the positive case for Clinton: "Bill Clinton's opportunistic centrism and postmodern style of performance are already having a profound effect on both parties' presidential candidates."

Political scientist Gary Gregg takes the opposite position on Clinton's style: "The symbolic aspects of the presidency are well underrated. . . . This is one reason Reagan should be ranked higher than he generally is and why Bill Clinton must be seen to be a disaster for the office. From talking about his underwear on t.v., to his 'short shorts' he wore jogging around Washington, to the Lewinsky affair, he has done much to damage the symbolic import of the office."⁸

Also making part of the negative case for Clinton, law professor Michael Stokes Paulsen argues, "Presidents who *created* their own crises, or mismanaged war, or acted weakly, dishonorably, or corruptly (Buchanan, both Johnsons, Nixon, Fillmore, Pierce, and Clinton) must rank low, especially so if they lack notable, permanent accomplishments of a positive nature. We may be too close to events to realize it—and too many have voted for him to be willing to acknowledge it—but Bill Clinton may well be recorded in history as among the very worst of all American presidents."

Other presidents with high variability in their ratings include Reagan, Wilson, Nixon, and Lyndon Johnson. Wilson (ranked eleventh) has been undergoing a critical reappraisal recently, as his creation of federal agencies is more controversial than it once was, as is his handling of World War I and its aftermath. Reagan has made a quick move to the "Near Great" group, a move fueled in this study in part from surprisingly high ratings from many academics thought to lean to the left.

Lyndon Johnson remains a controversial figure because he passed the most aggressive domestic legislative agenda of the post-World War II era. Some of that legislation (e.g., the 1964 Civil Rights Act) is viewed almost universally as positive; other parts of that agenda generally have widely varying support among academics. As law professor John McGinnis argues about Lyndon Johnson, "Often rated above average, he should

8. In a similar vein, political scientist Andrew Busch asserts, "It is too early to say for sure about Clinton, but his contempt for the law, the way he increased public cynicism, and his failure to achieve most of his highly touted programs—from health reform to campaign finance reform to the tobacco tax to Medicare expansion—combine to leave him toward the bottom. When impeachment is thrown in, along with the devastating effect his presidency had on lower levels of his own party, he sinks even further."

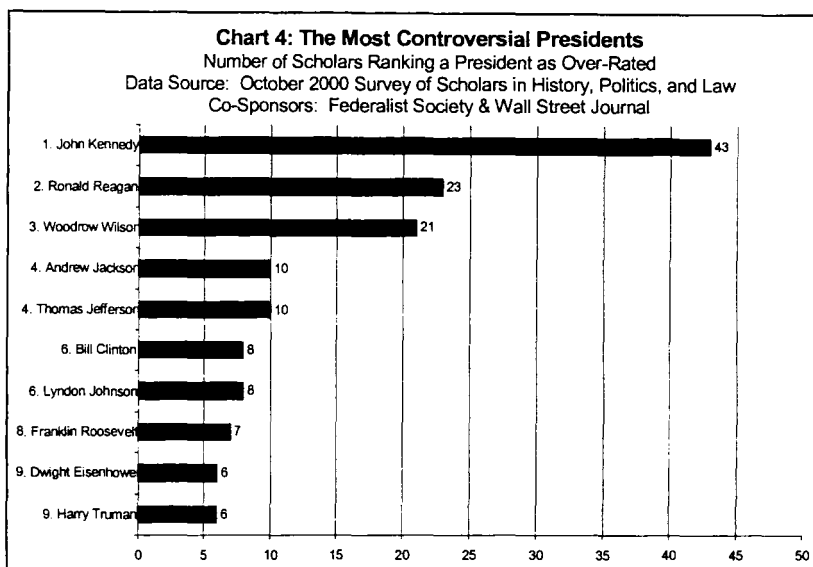
be rated well below average. He fought two wars (in Vietnam and against poverty) and lost both of them. The consequences of these policies still harm our polity almost forty years later.”⁹

E. THE MOST OVERRATED PRESIDENTS

We asked the scholars surveyed to list the most overrated and underrated presidents. Because this question refers to an unstated baseline reputation, the results are not terribly meaningful. Moreover, one professor listed Richard Nixon as both overrated and underrated and another listed Reagan the same—a result that is not necessarily incoherent because they might well be overrated by one group of scholars and underrated by another (or overrated for some attributes and underrated for others). Enough of our respondents (16) cited Ronald Reagan as underrated that he leads that list, while even more respondents (23) listed him as overrated.

Law professor Joel Goldstein explained why he listed Reagan as overrated, “[D]espite Reagan’s successes *vis a vis* the Soviet Union, other aspects of his foreign policy were disasters (e.g., Iran-Contra, Lebanon) and his economic policies produced recession and huge deficits.” One historian argued, “Reagan’s champions have been too quick to credit him with ending the Cold War, and have brushed past a range of failures from civil rights to the environment to Iran-Contra.”

9. Law professor Joel Goldstein partly agreed, “Notwithstanding Johnson’s success as a legislative leader in 1964 and 1965, I do not see how he can fairly be rated ‘near great’ owing to his mismanagement of the Vietnam War. That effort, which had no clear mission, was a debacle for the country, the Presidency, and the American government.”



Nonetheless, there was a shocking consensus on the most over-rated president—John Kennedy. When the opportunity to name the most overrated presidents arose, fully forty-three of the seventy-eight scholars named John Kennedy. That a solid majority would volunteer his name suggests that his reputation is falling. Indeed, sometimes viewed in the category of the “Near Great,” Kennedy has now dropped into the bottom of the “Above Average” group. Indeed, he ranks one slot below Lyndon Johnson,¹⁰ who left office in disgrace. Political scientist Bruce Miroff argues, “Kennedy brought the Cold War to dangerous heights.”

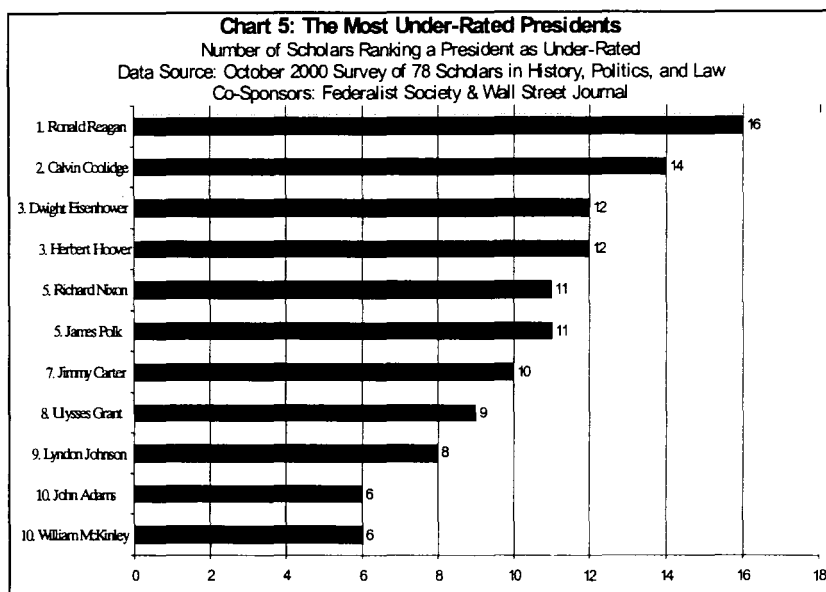
Nonetheless, Kennedy has his defenders. One law professor argues that Kennedy was underrated, “Kennedy transformed American politics; bringing to it a sense of personal style and the conviction that politics could be both idealistic and pragmatic.” Like Ronald Reagan and John Kennedy, Woodrow Wilson also has very substantial numbers of respondents who consider him overrated.¹¹

10. The difference is not statistically significant.

11. Nonetheless, Wilson has his strong defenders. In describing why he considered Wilson, Jefferson, Jackson, and Franklin Roosevelt “Near Great,” government professor Harvey Mansfield argues, “The near-great presidents were all great partisans who founded or remade their parties and are still controversial today . . .”

F. THE MOST UNDERRATED PRESIDENTS

The scholars we surveyed list fewer presidents as underrated than overrated. Ronald Reagan is cited by more respondents as underrated than any other president—though ranked eighth in this survey, he cannot be dramatically underrated here. Nor can Eisenhower, ranked ninth overall in our survey. Calvin Coolidge, on the other hand, is cited by fourteen scholars as underrated, yet his overall scores in our survey are below average.



II. PREDICTORS OF HIGH PRESIDENTIAL RATINGS

In this section, we briefly explore differences in ratings within our sample and possible variables that might explain them. First, we examined presidential age at inauguration. Using linear regression with just thirty-nine observations (one for each president),¹² with a constant in the model there is no relationship between the age of a president and his mean rating by

12. Because the observations for each president are not independent, we decided to use the cautious assumption of only thirty-nine cases. For that reason, one should assume that the power of these data are not sufficient to reject reliably the null hypothesis for any effects that seem somewhat large but are not statistically significant. Further, we compute statistics although our database is a population, not a sample.

scholars. Thus, age at inauguration has no effect on measured presidential success at least in this very small sample.

Table 2
Linear Regression Models
Rating of Presidents by Length of Term, Age, Party, and
Method of Nomination
Data Source: October 2000 Survey of 78 Scholars in
History, Politics, and Law
Co-Sponsors: Federalist Society & Wall Street Journal

Model	Model R	Model R ²	Model F	Model Signif.	B for Constant	Variables	B	S.E.	Signif.	R
1	.03	.00	.03	.86	2.81	Age	.00	.02	.86	.03
2	.15	.02	.51	.48	2.65	Dem. Since 1857 without Andrew Johnson	.26	.37	.48	.15
3	.02	.00	.01	.93	2.96	Dem. Since 1857 with Andrew Johnson	.03	.36	.93	.02
4	.22	.05	1.86	.18	2.44	Dem. without A. Johnson	.38	.28	.18	.22
5	.36	.13	5.34	0.026*	2.07	Before Conventions	.83	.36	0.026*	.36
6	.64	.41	12.73	<.0005*	2.66	2 Terms	.95	.26	0.001*	.53
						Less Than 1 Full Term	-.45	.33	.18	-.20
7	.68	.46	9.82	<.0005*	2.09	2 Terms	.89	.25	0.001*	.50
						Less Than 1 Full Term	-.38	.33	.26	-.16
						Before Conventions	.50	.30	.11	.21

Models 2-4 examine the comparative ratings of Republicans and Democrats. This is complicated by the classification of Andrew Johnson. Andrew Johnson was a Democrat who had served as the military governor of Tennessee. Lincoln chose him to join the "National Union" ticket. In office, Johnson opposed many Republican Reconstruction measures and was impeached by the Republicans. Treating Johnson as a Republican (Model 2), the mean rating for Democratic presidents since 1857 (the period of Republican-Democratic contests) is .26 points higher (on a 1-5 scale) for Democrats than for Republicans. If Johnson is treated as a Democrat, the ratings are almost identical be-

tween parties (+.03 points for Democrats). Neither difference is statistically significant.

Going back to 1797 (and treating Johnson as a Republican), the mean rating for Democratic (and Democratic-Republican) presidents is an insignificant .38 points higher than that of Federalists, Whigs, and Republicans (model 4).

Next we examined whether the presidential ratings were higher before Andrew Jackson opened up the process of nominating presidents. Before Jackson, candidates were usually chosen by slatemaking in the congressional caucus. With Jackson's encouragement, political parties moved to choosing candidates in national party conventions. This corresponded with a Jacksonian revolution in extending the franchise to wider segments of the adult white male population. Counting Jackson as a product of the older era, the presidents picked before the populist era of national party conventions rated a significant .83 points higher than the later presidents (Model 5).

Models 6 and 7 assess the contribution of the length of term in office on presidential ratings. In Model 6 those presidents who served less than one full term rated about a half point lower (-.45) than those who served just one full term. On the other hand, presidents who served parts of two terms (or more) rated nearly a full point higher (.95) than presidents who served just one term.

In Model 7, when the variable time in office is combined with being elected in the period before nominating conventions, the latter variable loses its statistical significance. This suggests that about half of the higher ratings for the presidents from Washington through Jackson is explained by their greater likelihood of having two terms, not from being selected to run without conventions. Perhaps a greater likelihood of being elected for two terms was one of the outgrowths of the nominating process, though the weakness of the two-party system during much of the early 1800s must be an important factor as well.

Two-term presidents are today rated much higher than one-term presidents. Thus, while John Kennedy ranks at the bottom of the "Above Average" group, he is first among presidents serving less than one full term and third among presidents serving in only one term (James Polk and John Adams are the only one-term presidents ahead of Kennedy). By contrast, Bill Clinton, ranked twenty-fourth overall, is rated lower than all presidents serving two full terms except Ulysses Grant. In addition,

those presidents with experience as vice presidents received insignificantly worse ratings than those without such experience. They received .21 of a point lower ratings (p. = .67).

III. COMPARING THE RESPONSES OF SCHOLARS IN POLITICAL SCIENCE, HISTORY, AND LAW

Scholars in different fields see the world somewhat differently. Although we observed few large field-specific differences in ranking U.S. Presidents, there are some. The politics scholars are seldom the outliers in opinion. They are outliers on only three presidents—James Madison, Ulysses Grant, and Warren Harding are ranked significantly lower by political science professors than by historians and law professors combined. Madison was extraordinarily unpopular for a two-term president and Grant and Harding were tarred by political scandals, considerations that might be more salient for political scientists.

Historians are substantial outliers on seven presidents: they ranked John Adams, James Madison, and Theodore Roosevelt higher than raters in the other two fields combined. Historians rated four Republican presidents significantly lower than did the other two fields: Ronald Reagan, George Bush, Calvin Coolidge and Gerald Ford.

Law professors are outliers on even more Presidents—ten in all. They ranked several presidents identified with increasing the size of government and the administrative state lower than did the other two fields: Theodore Roosevelt, Woodrow Wilson, Franklin Roosevelt, and Lyndon Johnson. They also ranked Republican Rutherford Hayes significantly lower (eleven places lower than historians and eight places lower than politics scholars), perhaps because his administration spelled the end of Reconstruction. The presidents that law professors ranked higher than the other two fields were all Republicans: Calvin Coolidge (ten places higher than historians), Ulysses Grant, William Taft, Gerald Ford, George Bush, and Warren Harding.

To the extent that there were any systematic differences, in our survey historians slightly favored Democrats and law professors slightly favored Republicans. Our panels of historians and political scientists were perhaps less explicitly politically balanced than our law professor panel (which was split twelve/eleven between those believed to lean to the right and to the left). Thus, the panels of historians and politics scholars might have been a bit more liberal than the law professor panel

or the general public. Because we did not collect demographic data on our respondents, we do not know.

More interestingly, political scientists tend to rank presidents who had had major scandals lower than historians did: Bill Clinton (an insignificant seven places lower than historians), Ulysses Grant (three places lower than historians and eight places lower than law professors), and Warren Harding (two places lower than historians and four places lower than law professors).¹³

Law professors, on the other hand, tend to favor presidents who have made significant legal contributions. Thus they ranked Washington (who set up the government and helped add the Bill of Rights to the Constitution) slightly higher than Lincoln—pushing Washington into the top spot overall. Further, Taft fares somewhat better with legal scholars than with other groups, perhaps because he was a successful Chief Justice of the Supreme Court after his presidency. The higher legal ratings for Grant certainly reflect his putting Reconstruction back on track and the passage of the 15th Amendment giving African-Americans the right to vote, as well as other important civil rights legislation. For most presidents, the field related differences shown in Table 3 are not large.

Table 3

Ranking of Presidents by Scholarly Field by Mean Score
Data Source: October 2000 Survey of Scholars in History,
Politics, and Law (n=73-78)
Co-Sponsors: Federalist Society & Wall Street Journal

President	History		Law		Politics	
	rank	mean	rank	mean	rank	mean
Abraham Lincoln	1	4.93	2	4.70	1	4.96
George Washington	2	4.90	1	4.96	2	4.92
Franklin Roosevelt	3	4.87	4	4.17*	3	4.88
Theodore Roosevelt	4	4.43*	6	3.91*	5	4.24
Thomas Jefferson	5	4.24	3	4.22	4	4.28
Andrew Jackson	6	4.03	7	3.83	6	4.08
Harry Truman	7	4.03	8	3.70	7	4.08
Woodrow Wilson	8	3.83	15	3.26*	9	3.88
James Polk	9	3.79	10	3.57	11	3.71

13. Nixon's rank varies from thirty-two to thirty-three for all three groups.

President	History		Law		Politics	
	rank	mean	rank	mean	rank	mean
Dwight Eisenhower	10	3.69	9	3.65	10	3.80
John Adams	11	3.61*	18	3.17	15	3.24
James Madison	12	3.52*	13	3.33	18	3.00*
Ronald Reagan	13	3.47*	5	4.09	8	3.96
Lyndon Johnson	14	3.40	23	2.83*	14	3.32
William McKinley	15	3.36	14	3.30	13	3.33
John Kennedy	16	3.27	20	3.04	16	3.16
Grover Cleveland	17	3.25	12	3.35	12	3.50
James Monroe	18	3.24	11	3.45	17	3.13
John Quincy Adams	19	3.07	22	2.90	24	2.79
Bill Clinton	20	3.00	28	2.61	27	2.63
William Taft	21	2.97	16	3.26*	23	2.80
Rutherford Hayes	22	2.83	30	2.57*	19	2.96
Martin Van Buren	23	2.76	26	2.67	21	2.88
George Bush	24	2.70*	17	3.22*	20	2.92
Benjamin Harrison	25	2.64	25	2.71	29	2.50
Chester Arthur	26	2.57	24	2.74	22	2.83
Jimmy Carter	28	2.52	32	2.35	28	2.52
Herbert Hoover	27	2.52	29	2.61	30	2.46
Calvin Coolidge	29	2.37*	19	3.17*	25	2.71
Gerald Ford	30	2.30*	21	2.91*	26	2.64
Zachary Taylor	31	2.30	31	2.50	31	2.42
Ulysses Grant	32	2.28	27	2.65*	35	1.92*
Richard Nixon	33	2.13	33	2.22	32	2.33
John Tyler	34	2.00	34	2.14	34	1.96
Millard Fillmore	35	1.83	37	1.77	33	2.13
Andrew Johnson	36	1.64	36	1.91	37	1.44
Warren Harding	37	1.53	35	2.14*	39	1.13*
Franklin Pierce	38	1.41	38	1.65	36	1.71
James Buchanan	39	1.30	39	1.52	38	1.17

* significantly different rating than the other 2 groups of raters combined

IV. CONCLUSION

Ranking U.S. presidents is much more than a parlor game for academics and much less than a full assessment of the myriad successes and failures of the men who have held our highest office. Global measures, such as "Above Average" or "Average" make sense only in comparative terms—and even then they are

severely reductionist. Nonetheless, educating the public (as well as other scholars) about current assessments of presidents can contribute to understanding the history of the office, as well as give some perspective for evaluating the recent inhabitants of that office.

This study further adds to our knowledge of the presidency by showing that length of term in office is an important determinant of reputation. Two-term presidents are today rated much higher than one-term presidents. This is somewhat in conflict with the common wisdom that second terms are always a failure, as well as with the idea that there is little correlation between electoral success and success in office. Democrats rank higher than Republicans in our study, but these differences are not statistically significant. Age at inauguration has no effect on measured success in office.

We hope that scholars ranking presidents in the future will either balance their samples politically (as we did) or collect demographic data so that they can report their results weighted by political orientation—as well as unweighted. Politics is a significant unmeasured variable; without measuring it, scholars confuse professional judgment with politics. This is particularly true for ratings of Bill Clinton, who ranked very high among left-leaning law professors and very low among right-leaning law professors. When one rates a president such as Bill Clinton, one is just measuring how liberal or conservative the respondents to your survey are. This concern is a major limitation on future presidential ratings—at least those that do not either balance their survey pool or measure and control for politics.

Nonetheless, most of the rankings in our study are similar to those in the last Schlesinger study of historians. The correlation between the ranks in the two studies is a stunningly high .94.¹⁴ Although there are many moderate and small differences between our ranks and Schlesinger's, the only large difference between our study and Schlesinger's was in the ranking of Ronald Reagan. Reagan ranks 8th in our study of presidential scholars, though he ranked 25th in Schlesinger's last study. Reagan would have ranked 20th in Schlesinger's study had Schlesinger used a conventional zero to four (or one to five) scale. Instead Schlesinger coded the zero category ("Failure") as negative two, three points below the second-lowest category ("Below Aver-

14. This result comes after correcting the Schlesinger ranks for several arithmetical errors, but making no changes in coding.

age"). Also, we correct some small arithmetical errors in ratings in the 1996 Schlesinger survey.

By a wide margin, the most overrated president in our study is John Kennedy, followed by Ronald Reagan. The most underrated president is also Reagan. The president with highest variability in rankings is Bill Clinton, followed by Wilson and Reagan. Kennedy ranks at the bottom of the "Above Average" grouping, the highest ranking for any president who served less than one term. Reagan joins Jefferson, Teddy Roosevelt, Jackson, Truman, Eisenhower, Polk, and Wilson in the group of "Near Great" presidents. Clinton ranks in the "Average" grouping, the second lowest ranking for any president who served two full terms.

Of one thing we can be certain: Presidential reputations will change. The reputations of controversial recent presidents Bill Clinton and Ronald Reagan are particularly likely to either grow or lessen as we get more perspective on their accomplishments and failures. Being president is a tough job. Only one president in each century is rated high enough for us to call them "Great": George Washington in the eighteenth century, Abraham Lincoln in the nineteenth century, and Franklin Roosevelt in the twentieth century. Perhaps sometime in this new century, we will have another.

APPENDIX

RATING THE PRESIDENTS OF THE UNITED STATES SCHOLARS SURVEYED

Bruce Ackerman, Yale Univ.	Steven G. Calabresi, Northwestern Univ.
William Allen, Michigan State Univ.	James W. Ceaser, Univ. of Virginia
Akhil Reed Amar, Yale Univ.	Thomas Cronin, Whitman College
Joyce Appleby, UCLA	Robert Dallek, Boston Univ.
Peri E. Arnold, Notre Dame Univ.	Robert A. Divine, Univ. of Texas
Jean Harvey Baker, Goucher College	George Edwards, Texas A&M Univ.
Paula M. Baker, Univ. of Pittsburgh	Joseph J. Ellis, Mount Holyoke College
Brian H. Balogh, Univ. of Virginia	Richard Ellis, Willamette Univ.
Herman J. Belz, Univ. of Maryland	Robert H. Ferrell, Indiana Univ.
Micael Les Benedict, Ohio State Univ.	Michael Fitts, Univ. of Pennsylvania
Joseph Bessette, Claremont McKenna College	Ronald P. Formisano, Univ. of Florida
Douglas G. Brinkley, Univ. of New Orleans	Elizabeth Fox-Genovese, Emory Univ.
Alan Brinkley, Columbia Univ.	Michael Genovese, Loyola Marymount Univ.
Bruce Buchanan, Univ. of Texas	Steven M. Gillon, U. of Oklahoma
David Burner, SUNY-Stony Brook	Joel Goldstein, Saint Louis Univ.
Andrew Busch, Univ. of Denver	

Annette Gordon-Reed,
New York Law School

Jack Greene,
Johns Hopkins Univ.

Fred Greenstein,
Princeton Univ.

Gary Gregg, McConnell Ctr
Polit. Leadership

Alonzo Hamby,
Ohio Univ.

Erwin Hargrove,
Vanderbilt Univ.

Karen Hult,
Virginia Tech Univ.

Charles Jones, Univ. of
Wisconsin-Madison

Michael Kazin,
Georgetown Univ.

Douglass Kmiec,
Pepperdine Univ.

Harold Krent, Illinois
Institute of Technology

Gary Lawson,
Boston Univ.

Mark Leff, Univ. of Illinois,
Urbana-Champaign

William Leuchtenburg,
UNC at Chapel Hill

Sanford Levinson,
Univ. of Texas

Pauline Maier, MIT

Harvey Mansfield,
Harvard Univ.

David Mayhew,
Yale Univ.

Michael McConnell,
Univ. of Utah

Forrest McDonald,
Univ. of Alabama

John McGinnis, Cardozo

Thomas W. Merrill,
Northwestern Univ.

Geoffrey Miller, NYU

Bruce Miroff, SUNY-
Albany

Henry Monaghan,
Columbia Univ.

David Nichols,
Montclair State Univ.

Michael Stokes Paulsen,
Univ. of Minnesota

Mark Peterson, UCLA

James Pfiffner,
George Mason Univ.

Saikrishna Prakash,
Univ. of San Diego

Stephen Presser,
Northwestern Univ.

Michael Rappaport,
Univ. of San Diego

Robert V. Remini,
Univ. of Illinois

Bert Rockman,
Univ. of Pittsburgh

Robert Rutland,
Univ. of Tulsa

Arthur Schlesinger, Gradu-
ate Center, CUNY

Peter Shane,
Univ. of Pittsburgh

Joel H. Silbey,
Cornell Univ.

Stephen Skowronek,
Yale Univ.

Cass R. Sunstein,
Univ. of Chicago

William Treanor,
Fordham Univ.

Jeffrey Tulis,
Univ. of Texas-Austin

Raymond R. Wolters,
Univ. of Delaware

Gordon S. Wood,
Brown Univ.

Randall Bennett Woods,
Univ. of Arkansas

John Choon Yoo,
UC-Berkeley

Philip D. Zelikow,
Univ. of Virginia