

UNIVERSITY OF MINNESOTA

BOARD OF REGENTS

Friday, June 14, 2013

9:00 a.m. - 12:00 p.m.

600 McNamara Alumni Center, Boardroom

Board Members

Linda Cohen, Chair
David Larson, Vice Chair
Clyde Allen
Richard Beeson
Laura Brod
Thomas Devine
John Frobenius
Dean Johnson
Peggy Lucas
David McMillan
Abdul Omari
Patricia Simmons

AGENDA

ANNUAL MEETING

1. Establishment of Meeting Dates for 2013-14 - Review/Action - L. Cohen (pp. 3-4)
2. Nominating Committee Report: Election of Board Officers - Review/Action - C. Allen (p. 5)
3. Other Business

MONTHLY MEETING

1. Introductions & Recognitions - E. Kaler (pp. 6-9)
 - A. Vice President for Equity & Diversity
 - B. General Counsel
 - C. University of Minnesota Alumni Association President & CEO
 - D. Civil Service Consultative Committee Outgoing Chair
2. Approval of Minutes - Action - L. Cohen
3. Report of the President - E. Kaler
4. Report of the Chair - L. Cohen
5. Receive and File Reports (pp. 10-25)
 - A. Report of the Academic Professionals & Administrators Consultative Committee
 - B. Report of the Civil Service Consultative Committee
 - C. Quarterly Report of Grant & Contract Activity

6. Consent Report - Review/Action - L. Cohen (pp. 26-38)
 - A. Appointment of Regents Professors
 - B. Appointment of UMore Development LLC Community Governor
 - C. Report of the All-University Honors Committee
 - D. Gifts
7. Report of the Faculty Consultative Committee - S. Kohlstedt (pp. 39-42)
8. Recognition of Faculty Consultative Committee Outgoing Chair - L. Cohen/E. Kaler (p. 43)
9. University of Minnesota Alumni Association Annual Report - K. Horsager/L. Lewis/S. Adams Loyd (pp. 44-45)
10. Board of Regents Policy: *Code of Ethics for Members of the Board of Regents* - Annual Review - W. Donohue (pp. 46-50)
11. President's Recommended Six-Year Capital Improvement Plan - Action - E. Kaler/R. Pfutzenreuter/P. Wheelock (pp. 51-72)
12. President's Recommended FY 2014 Annual Capital Improvement Budget - Action - E. Kaler/R. Pfutzenreuter/P. Wheelock (pp. 73-94)
13. President's Recommended FY 2014 Annual Operating Budget - Action - E. Kaler/R. Pfutzenreuter (pp. 95-180)
14. Progress Report on Enterprise Systems Management Program - R. Elde/K. Brown/R. Pfutzenreuter/S. Studham/R. McMaster (pp. 181-182)
15. Review Results of Benchmarking Analysis - R. Pfutzenreuter/L. Yaeger (p. 183)
16. Report of the Finance Committee - J. Frobenius
17. Report of the Audit Committee - R. Beeson
18. Report of the Academic & Student Affairs Committee - P. Simmons
19. Report of the Facilities & Operations Committee - D. Johnson
20. Report of the Faculty & Staff Affairs Committee - P. Simmons
21. Report of the Litigation Review Committee - L. Cohen
22. Old Business
23. New Business
24. Adjournment



**UNIVERSITY OF MINNESOTA
BOARD OF REGENTS**

Board of Regents

June 14, 2013

Agenda Item: Establishment of Meeting Dates for 2013-14

review review/action action discussion

Presenters: Regent Linda Cohen

Purpose:

policy background/context oversight strategic positioning

Background Information:

The Board of Regents Bylaws and Board of Regents Policy: *Board Operations and Agenda Guidelines* outlines the timing and frequency of the Board's regular meetings. The proposed schedule is consistent with these documents, except that the March meeting will be held later in the month to accommodate scheduling conflicts.

UNIVERSITY OF MINNESOTA
BOARD OF REGENTS
TENTATIVE 2013-2014 MEETING SCHEDULE

July 10, 2013	One-Day Meeting
July 11-12, 2013	Board of Regents Retreat
August, 2013	No Meeting
September 12-13, 2013	
October 10-11, 2013	
November, 2013	No meeting
December 12-13, 2013	
January, 2014	No Meeting
February 13-14, 2014	
March 27-28, 2014	
April, 2014	No Meeting
May 8-9, 2014	
June 12-13, 2014	



**UNIVERSITY OF MINNESOTA
BOARD OF REGENTS**

Board of Regents

June 14, 2013

Agenda Item: Nominating Committee Report: Election of Board Officers

review review/action action discussion

Presenters: Regent Clyde Allen

Purpose:

policy background/context oversight strategic positioning

The Nominating Committee of the Board of Regents voted to recommend the following individuals be placed in nomination for the respective Board officer positions:

Chair	Richard B. Beeson
Vice Chair	Dean E. Johnson
Secretary	Brian R. Steeves
Treasurer	Richard H. Pfutzenreuter

Background Information:

Officers of the Board of Regents are elected for two-year terms at the Annual Meeting in odd numbered years, consistent with Board of Regents Bylaws.

Nominating Committee members are Regents Clyde Allen, Chair, Regent John Frobenius, and Regent Abdul Omari.



**UNIVERSITY OF MINNESOTA
BOARD OF REGENTS**

Board of Regents

June 14, 2013

Agenda Item: Introduction of Vice President for Equity and Diversity

review review/action action discussion

Presenters: President Eric W. Kaler

Purpose:

policy background/context oversight strategic positioning

To introduce Katrice Albert as the Vice President for Equity and Diversity.

Outline of Key Points/Policy Issues:

Background Information:

Katrice Albert's appointment as Vice President for Equity and Diversity was approved by the Board of Regents on December 14, 2012 and her appointment began on June 13, 2013.

Dr. Albert is a visionary leader with a wealth of experience working with underserved and diverse communities. Since 2005 she served as Louisiana State University's chief diversity officer. In that role she developed and implemented strategic initiatives and policies aimed at cultivating a campus environment that embraces individual difference, sustains inclusion and enhances access and equity.

Previously Dr. Albert served in leadership positions in the Office of Multicultural Affairs at LSU, as a pre-doctoral intern/fellow in the Center for Multicultural Training in Psychology at the Boston University School of Medicine, and as program coordinator for the Office of Multicultural Affairs at Auburn University. She holds a Ph.D. in counseling psychology Auburn University and served as an adjunct professor at LSU. She has received several women's leadership awards, is a member of several professional associations and is very committed to engagement in the local community.



**UNIVERSITY OF MINNESOTA
BOARD OF REGENTS**

Board of Regents

June 14, 2013

Agenda Item: Introduction of General Counsel

review review/action action discussion

Presenters: President Eric W. Kaler

Purpose:

policy background/context oversight strategic positioning

To introduce William Donohue as General Counsel.

Outline of Key Points/Policy Issues:

Background Information:

William Donohue's appointment as General Counsel was approved by the Board of Regents on May 10, 2013.

Donohue has been deputy general counsel since 1996 and has served in the OGC since 1982. For many years, he was a litigator representing the University in state and federal courts. For the last several years, Donohue has overseen the overall administration in the office, directing all University litigation and supervising OGC lawyers responsible for litigation and labor employment. Prior to coming to OGC, he was on the staff of the Minnesota Attorney General.

Donohue is a graduate of Carlton College and received his law degree cum laude from the University of Minnesota. He is an adjunct professor in the College of Education and Human Development where he teaches The Law and Postsecondary Institutions to graduate students. Donohue has also served on the Ramsey County District Ethics Committee for Lawyers for several years and for the last five years has been a board member of the Minnesota Lawyers Professional Responsibility Board.



**UNIVERSITY OF MINNESOTA
BOARD OF REGENTS**

Board of Regents

June 14, 2013

Agenda Item: Introduction of President and Chief Executive Officer, UMAA

review review/action action discussion

Presenters: President Eric W. Kaler

Purpose:

policy background/context oversight strategic positioning

To introduce Lisa R. Lewis as President and Chief Executive Office, University of Minnesota Alumni Association.

Outline of Key Points/Policy Issues:

Background Information:

Lisa Lewis was appointed president and chief executive officer of the University of Minnesota Alumni Association on April 6, 2013 and began her appointment on May 31, 2013.

Lisa has 23 years of alumni association experience, most recently as executive director of the University of Connecticut Alumni Association. Previously, Lisa served as assistant vice president of communications for the Association to Advance Collegiate Schools of Business. She also held positions of president of the University of South Florida Alumni Association, Inc., and association vice president of alumni affairs for the University of South Florida. She is a graduate of the University of South Florida with degrees in marketing and public relations.

Lisa served as co-chair of the 2013 Institute for Senior Alumni Relations Professionals and has recently been appointed to the CASE Commission on Alumni Relations. She is also a member of the Council of Alumni Association Executives, the American Society of Association Executives, and Board Source.



**UNIVERSITY OF MINNESOTA
BOARD OF REGENTS**

Board of Regents

June 14, 2013

Agenda Item: Recognition of Civil Service Consultative Committee Chair

review review/action action discussion

Presenters: President Eric W. Kaler

Purpose:

policy background/context oversight strategic positioning

To recognize the chair of the Civil Service Consultative Committee, Amy Olson, before the Board of Regents and University community.



**UNIVERSITY OF MINNESOTA
BOARD OF REGENTS**

Board of Regents

June 14, 2013

Agenda Item: Receive and File Reports

review review/action action discussion

Presenters: Regent Linda Cohen

Purpose:

policy background/context oversight strategic positioning

Background Information:

The following items are included for receipt and filing:

- A) Report of the Academic Professionals and Administrators Consultative Committee
- B) Report of the Civil Service Consultative Committee
- C) Quarterly Report of Grant and Contract Activity



Academic Professionals & Administrators Senate

2012 - 2013 ANNUAL REPORT

The P&A Senate and the P&A Consultative Committee (PACC) began the year with the lofty goal of “getting something done.” We identified a few items of interest but knew the year would include a biennial budget request and a few surprises. How right we were!

The annual P&A Senate retreat in August focused on getting the ball rolling. We invited Jason Rohloff, Special Assistant to the President for Government Relations, to attend our retreat and discuss the University’s budget request process and the road to the Capitol. Little did we know then that the request and indeed, the entire year, would be so transformative for the University. We are delighted with the result of the legislative session and look forward to a few less surprises next year.

At the beginning of the fiscal year, two issues were of special interest to the P&A Senate: the new proposal for addressing the once-every-ten-years problem of a fiscal year with 27 pay dates, and the Job Classification System Redesign, also known as the job families project. To address the first issue, we invited Michael Volna, the University Controller, and Julie Tonneson, Associate Vice President for Budget & Finance, to meet with PACC on September 18, 2012, and share their proposal for handling the 27 pay date problem. It took six months for PACC’s follow-up questions to be answered and by that time the proposal had become policy. PACC was extremely frustrated with this delay.

The second issue of special interest was the Job Classification System Redesign, a minor curiosity to the P&A Senate in August 2012. But because of the December 29, 2012, article in *The Wall Street Journal*, it now has our utmost attention.

The *Wall Street Journal* article bothered all of us at the University, but it was especially troublesome to P&A employees. P&As are the most vulnerable employees at the University, due to our single year contracts that can be non-renewed for no reason. The last several years of “hiring pauses,” pay freezes, and increased health care costs have culminated in increased workloads and low morale for P&As. (We discussed these workload and morale concerns on multiple occasions with President Kaler even before the article was published.)

The *WSJ* article raised a battle cry of “too many administrators!” that was picked up and echoed by the Minnesota Legislature. When the Minnesota Legislature demanded an accounting of administrative costs in March 2013, all 5600 P&As held their collective breath. The job class’ title indicates we are all administrators, but nothing could be further from the truth. P&As teach, research, advise, coach, and directly serve the citizens of Minnesota. Yes, some P&As are true administrators, but most have a combination of mission and administrative duties. Given the Legislature’s concerns, the P&A Senate felt extreme pressure this year to educate everyone about the importance and nature of P&A work.

The Job Classification System Redesign now has our utmost attention because it will ultimately help us show the University and the State of Minnesota what P&As do, why we are needed, and eliminate the cries of “too many administrators.” As 2012-13 comes to a close, the Job

Classification System Redesign is about to take off with renewed support and energy. Today we can only see a few job families completed or in progress, but we have already learned that the road ahead will be rocky at times.

Recently, in response to work with the IT job family study, the Office of Human Resources asked the PACC to consider a proposed change to the Administrative Policy on Appointments of Academic Professional and Administrative Employees. The proposed change would have removed the criterion requiring P&A employees to have a bachelor's degree (at a minimum) and instead require P&A employees to have "advanced preparation relevant to the position." PACC strongly opposed this change and wrote to Vice President Brown on May 6, 2013, highlighting our concerns. PACC leadership met with the Vice President to follow up on the letter, and the P&A Senate was encouraged by her thoughtful response. Vice President Brown was intrigued by our suggestion to standardize benefits among all employee classes and to eliminate one-year contracts to facilitate movement among classes.

Job definition and career ladder work is needed at the University. The P&A Senate supports the Job Classification System Redesign and is eager to continue working with the Office of Human Resources. Such significant change, however, requires care and communication. Communication and care around change have seemed to be in short supply. The P&A Senate remains concerned that the Job Classification System Redesign will give rise to policy changes that are not carefully considered or appropriately vetted. Following the Job Classification System Redesign is now the P&A Senate's highest priority and will likely remain at the top of the work plan in 2013-14.

2012-13 also brought some good news to the P&A Senate and a few things did indeed "get done." In December 2012, the Board of Regents discussed and approved changes to their Policy on Awards, Honors, and Recognition. These changes responded to work initiated by the 2010-11 Council of Academic Professionals and Administrators and the 2011-12 P&A Senate, and allowed P&A employees to be eligible for nomination for the University's most prestigious awards for undergraduate and graduate teaching. The P&A Senate was delighted by this policy change and even more delighted to congratulate Christopher Dovolis, the first P&A winner of the Horace T. Morse University of Minnesota Alumni Association Award, in Spring 2013.

The Faculty Senate marked 100 years of governance this year. The University celebrated shared governance throughout the year and the P&A Senate was delighted to be included in the celebration. P&A employees at the University of Minnesota are exceptional, and the Senate Centennial events helped us show them off to the entire University community, as P&A employees participated in the panel discussions organized by the Centennial Planning Committee.

The P&A Senate's annual Outstanding Unit Award was given to the College of Biological Sciences' Student Services Office in May 2013. The award serves to recognize units of the University of Minnesota that are judged to be exemplary in their support of P&A staff and the critical role P&A employees fulfill in supporting the University's mission. The CBS Student Services Office was noted for its commitment to furthering its employees' professional development, ongoing education, training, mentoring, and recognition. The office will receive a plaque, wide-spread University recognition through a marketing campaign highlighting best practices for staff support, and a \$1,000 monetary award for a unit-centered, P&A professional development activity, coordinated by the winners.

The P&A Senate is proud to be a critical part of the University and its mission. More detailed information about the 2012-13 P&A Senate and P&A Consultative Committee meetings follows, as does an overview of the accomplishments of the P&A Senate subcommittees.

We have been fortunate and honored to lead the P&A Senate this year and are extremely grateful for the opportunity. None of the this work would be possible without the exemplary support provided by Becky Hippert (University Senate Office) to the P&A Senate and especially to the chair.

Respectfully submitted,

Ann Hagen

Chair, 2012-13 P&A Consultative Committee and P&A Senate

Cynthia Murdoch

Chair-Elect, 2012-13 P&A Consultative Committee and P&A Senate

2012-13 P&A Senate Leadership

Chair Ann Hagen, Diagnostic & Biological Sciences

Chair-Elect Cynthia Murdoch, Enterprise System Upgrade Program (Feb-June)
Kimberly Simon, Office of Equity & Diversity (July-December)

Past Chair Steve Pearthree, Family Social Science

Benefits and Compensation Committee Co-Chairs

Stephanie Bettermann, Horticultural Sciences

Cynthia Murdoch (July – January)

Susanne Vandergon, Office of Information Technology (February – June)

Communications Committee Co-Chairs

Marilyn Becker, Medical School

Cathy Schulz, Family Social Science

Professional Development and Recognition Committee Chair

Jodi Carlson Grebinoski, Library, UMD

Outreach Committee Co-Chairs

Stacy Doepner-Hove, Carlson School of Management

Amber Peiffer, Law School (July – September)

2011-2012 P&A Senate Meeting Highlights

Dates	Actions	Guests	Committee Reports	Other
JULY 17, 2012 PACC	Retreat approval			Celebrate U Day
AUGUST 15, 2012 PACC	CANCELED			
AUGUST 17, 2012 RETREAT	Committee selection	Jason Rohloff, Government Relations		Introductions Walk-through NEO slides & get volunteers 1 st committee meetings Legislative update
SEPTEMBER 18, 2012 PACC		Kathy Brown Mike Volna, Julie Tonneson re 27 pay dates		Retreat review Advocacy plan update
OCTOBER 5, 2012 SENATE	Work plan approval		SCEP	Community fund drive Senate Centennial programming
OCTOBER 30, 2012 PACC		Kaler & Brown		Advocacy plan review
NOVEMBER 2, 2012 SENATE		Conflict Resolution Office	Research Information Tech. BAC	
NOVEMBER 27, 2012 PACC	Advocacy plan approval Appointment to Research Openness Subcommittee			Chair-elect vacancy Letter to Kaler & Brown
DECEMBER 7, 2012 SENATE		Pres. Kaler VP Studham		Advocacy plan intro
JANUARY 22, 2013 PACC		Lori Lamb		Mission statement WSJ article Welcome packet Senate restructuring

Dates	Actions	Guests	Committee Reports	Other
FEBRUARY 1, 2013 SENATE	Advocacy plan approval By-law amendment re redistricting Elect 2012-13 replacement Chair-Elect and B&C Co-Chair Mission statement approval CANCELED	Jason Rohloff Tobacco-Free Twin Cities Campus	SCFA	
FEBRUARY 12, 2013 PACC	CANCELED			
MARCH 1, 2013 SENATE	CANCELED			
MARCH 26, 2013 PACC	Committee appointments to BAC, ConC, OCR	Pres. Kaler		Tobacco-free proposals
APRIL 5, 2013 SENATE	Elections for 2013-14 P&A Senate leadership Outstanding Unit Award winner announced Increase representation in several units	Patti Dion, OHR ESUP Update: Hill and Selander	Finance & Planning Academic Freedom & Tenure	
APRIL 23, 2013 PACC		Fitz/Volna/Tonneson re 27 pay date issue Susan Rafferty re P&A appointment policy Gulachek and Cohen re IT governance update		Incl. new committee chairs
MAY 3, 2012 SENATE AH in Crookston	Outstanding Unit Award presentation Resolution on tobacco-free campus	VP Wheelock Provost Hanson		Smoke Free resolution discussion
MAY 21, 2012 PACC	Approve Communications Committee strategic plan	Chris Bremer re teaching award process Susan Rafferty re background check policy Rohloff & Smriga re legislative wrap-up		Incl. new committee chairs

Significant P&A Senate Subcommittee Activities

Committee	Primary Focus Areas, 2012-13
<p>BENEFITS and COMPENSATION COMMITTEE Charged with considering issues and advocating for improved policies related to the benefits and compensation of University P&A staff.</p>	<ul style="list-style-type: none"> - Job families (classification and compensation study) - Policy review - Impacts of Affordable Care Act - Performance evaluations - 27 pay dates
<p>COMMUNICATIONS COMMITTEE Charged with enhancing the image of the University's P&A staff by publicizing the work of P&A Senate and the achievements of P&A staff to all stakeholders</p>	<ul style="list-style-type: none"> - Develop strategic communications plan - Produce P&A newsletter and distribute P&A Senate meeting highlights - Update P&A Senate website
<p>OUTREACH COMMITTEE Charged with assisting P&A Senators with governance activities within P&A Senate and to promote representation of P&As within University governance.</p>	<ul style="list-style-type: none"> - All University units were fully represented in the P&A Senate - Recruited P&A senators, University senators, and P&A Senate leadership for 2013-14 - Supported leadership succession through creation of leadership welcome packet - Reviewed and restructured P&A Senate representation given changes such as the closing of the Office of System Academic Administration
<p>PROFESSIONAL DEVELOPMENT and RECOGNITION COMMITTEE Charged with identifying new and promoting existing development activities as well as to recognizing the contributions of P&A staff and units that demonstrate exemplary practices with regard to P&A staff.</p>	<ul style="list-style-type: none"> - Outstanding Unit Award - Hosted 3 brown bag lunch presentations for P&As - Promoted P&A eligibility for teaching awards

May 31, 2013

To: Honorable Linda A. Cohen, Chair and the Board of Regents of the University of Minnesota

RE: Report of Activities 2012-2013

The Civil Service Consultative Committee over the past year has been made up of an exceptional group of both long and short term employees, bringing institutional history and new ideas to multiple respectful dialogues inciting many lively discussions. Identification of the group and its members can be located by visiting; <http://www1.umn.edu/usenate/cssenate/committees/csc.html>.

The past year's focus of on the Civil Service Consultative Committee, (CSCC) continued with the Strategic Plan put forth by last year's Chair, Donald Cavalier of the Crookston Campus and continued to focus on the inequity of benefits, specifically relating to Family Leave and the differences between leave time allocated for P & A employees and Civil Servants. Having met monthly with the Office of Human Resources the discussion has continued throughout the year and in recent meetings OHR has identified the fact that they are looking at an alignment of benefits between the two classifications. Individuals within the Civil Service classification expressed interest in specific benefits for a birth mother and the Civil Service Senate voted to continue the discussion with OHR but identified the Family Leave as that which cannot be narrowed to birth mothers only as in this unique community, the word "family" cannot be identified as one that includes what has been historically identified as a birth mother, father and child. The senate and constituents are in agreement with the definition we have put forward.

Committee Activity

A majority of the CSCC committees remained active and in some cases initiated work, which had been neglected in past years. This was in part due to the fact that the charges of the CSCC are different from those of the Civil Service Committee in the past.

Advocacy

CSCC members along with other CS volunteers have worked to advocate with approximately 12 employees who have had issues related to a JEQ (promotional or pay issue) ruling or other supervisory decisions. Over the past two years we have been given information regarding the CSCC's involvement in advocacy issues and the Senate Office has on several occasions pointed out that other Senates do not have this type of committee. The discussion with both the CSCC and CSS (Civil Service Senate) that I, as chair, decided to initiate was to identify the purpose and need of the committee. The Advocacy Committee is a hold-over from the Civil Service Committee and a decision to change the sub committee's charge was needed and an emphasis on referring individuals to the appropriate University

resources available has been put into place. Both the CSCC and the Advocacy Sub Committee will continue to work on a protocol for dealing with employment issues.

Communication

While the written communications of the CSCC were inconsistent over the year, as Sub-Committee Chair, I focused instead on meeting with employees through the information sessions held for new employees held monthly and by traveling to both the Rochester and Crookston Campuses. My message of involvement in the governance of the University remained consistent as did my message of responsibility for your own employment situation. I encouraged discussions between employee/supervisors/human resources as a way of reducing the volatility of many situations (that should not reach the levels they do), and also that issues regarding benefits, employment guidelines and human resources are available if they choose to take the time to look for and read them.

Compensation and Benefits

The Compensation and Benefits Sub-Committee met from October 2012 to May 2013. The Committee worked on the following issues and discussions continue regarding the changes taking place or planned regarding multiple issues.

These issues include;

Change to Civil Service Rule 11.4.1 regarding vacation and leaving the University

Confirm that the Vacation Donation program is being administrated consistently throughout the system (Duluth and Crookston where not adhering to university policy)

Discuss the Job Family Study (specifically as it relates to the IT study)

Review CS rules on seniority and bumping rights to ensure they are correct.

Continue communication with regards to the move to Merit Pay, etc.

Legislative

The Legislative Sub Committee achieved great success over the past year as they were able to establish a relationship with the Legislative Office and remained in contact with them throughout the year. While it was quickly determined that Civil Service issues were to be dealt with on the University level, early in the year it was decided that we would simply align our message with that of the University regardless of the timing. All communications distributed to employees throughout the year encouraged employees to sign up to Support the U. We are hoping to maintain and grow our relationship with the legislative advocates at the University.

Rules

The Rules Sub Committee remained inactive as only two issues were discussed throughout this past year. It is anticipated that changes will occur over the next year and those will be brought before the Regents for approval. The Rules Sub Committee will meet once a month over the next year for a review of definitions and possible changes to the text of the rules and to also deal with issues arising regarding challenges made regarding them.

Staff Development

The Staff Development Committee continued working on the StrengthsFinder program, which was started during the 2011-2012 year. Utilizing a budget of \$2000 the StrengthsFinder was provided to individuals who were unable to attend due to budget restraints.

Major Issue of Concern – Spring 2013

As of April 2013 it became clear that the IT Job Family Study was a major concern amongst the approximately 1,000 employees within the classification. Rumors and misinformation spread quickly resulting in over 100 e mail requests by IT personnel to discuss and clarify information with OHR and then acknowledge the issue and ultimately, send a statement on behalf of the CSCC regarding the role out of the IT Job Family Study. In a letter sent earlier this week to VP Kathy Brown, the CSCC asked for an extension to the current deadline for employee decisions regarding reclassification and the great concern that out of this job family group over 400+ employees have been identified to be changed from the Civil Service Classification to the Professional and Administrative. I would like to note that VP Brown's office has been steadfast in responding to requests for information, and meetings over this past couple of months and we have seen issues resolved since they first arose.

As of this date, it is my understanding that options for vacation, sick and retirement benefits have been discussed and made available for the civil service employees. What has not been discussed is the issue of seniority and what the loss the of "seniority" means to the long time employee at the University. While "seniority" can translate into the amount of time given to an employee prior to a loss of employment under their new P&A classification, it is not what was intended by the Civil Service Rules of the University.

In addition to seniority issues, the other concern discussed with VP Brown is that as OHR defines job roles, those employees working with central administration offices can be more clearly defined than those employees working for a college/unit/department. Due to economic restraints, the number of employees has decreased resulting in many offices/unit/areas rely on a limited number of individuals, (some have only one employee) and those individuals are harder to define and OHR had initially refused to create a position/s that would encompass many duties and be seen more broadly as a generalist in a specific area.

The CSCC believes that the Job Family Study remains a necessary step in the evolution of Human Resources at the University, but also believes that communication of the process and a greater description of what this study entails, needs to be distributed to all employees. It is the lack of communication, or timing of communication that has created many of the issues that continue to be discussed. This includes lack of details to the University's committees governing this institution.

Conclusion

A new committee will be oriented in August of this year and will continue to work on issues ongoing and others that arise. We appreciate the opportunities to meet with the university's top administrators and the dialogues that have ensued. The Civil Service employees of the University of Minnesota are integral

to this Institution and we will continue to work to maintain the level of excellence and commitment to the University that we have provided over the past 68 years.


Respectfully Submitted,

Amy L. Olson, Chair

Civil Service Consultative Committee and Senate



Meeting of the Board of Regents



Quarterly Report of Grant/Contract Activity

Fiscal Year 2013

Third Quarter Data: January - March, 2013

University of Minnesota
Quarterly Report of Grant and Contract Activity
 Fiscal Year 2013 Third Quarter: January thru March, 2013

Award Summary by Sponsor - Award Counts

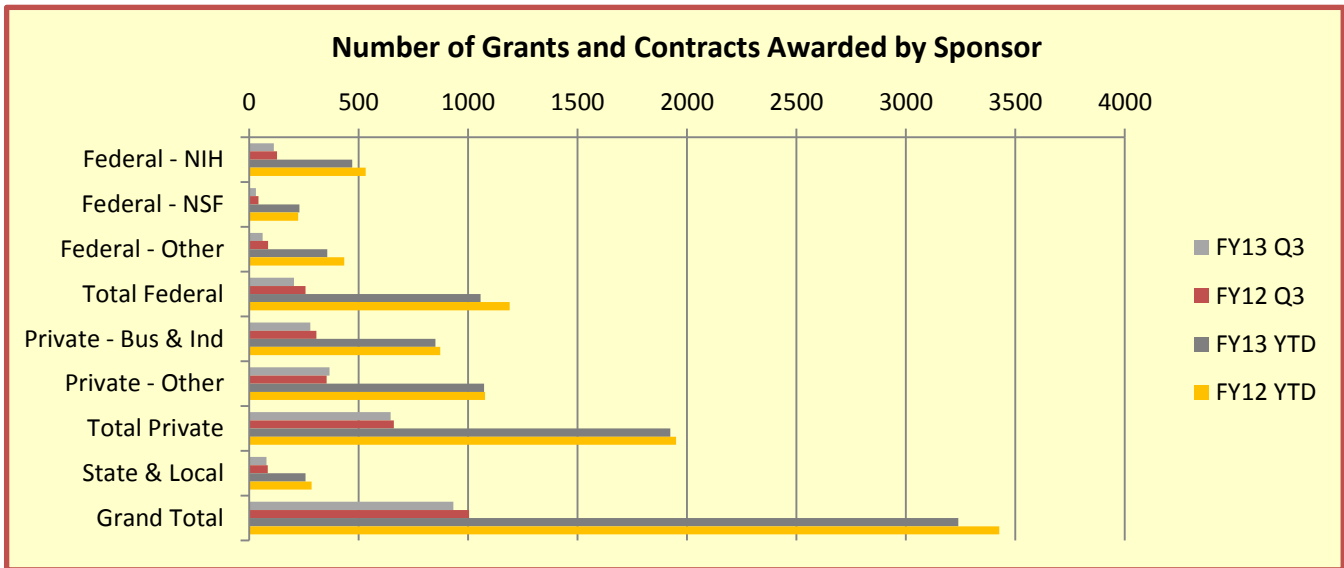


Figure 1: Number of Awards by Sponsor.

Comparison of Fiscal Year 2013 versus Fiscal Year 2012. (For numerical data, see Table 1 below.)

Agency	Quarter 3		YTD	
	FY12	FY13	FY12 (Q1-3)	FY13 (Q1-3)
NIH	128	113	532	471
NSF	43	31	224	230
Other Federal	87	62	435	357
Total Federal	258	206	1191	1058
Business & Industry	307	280	873	851
Other Private	354	367	1078	1073
Total Private	661	647	1951	1924
State & Local	85	80	285	258
Grand Total	1004	933	3427	3240

Table 1: Qtr 3 and Fiscal Year comparisons.

University of Minnesota
Quarterly Report of Grant and Contract Activity
 Fiscal Year 2013 Third Quarter: January thru March, 2013

Award Summary by Sponsor - Awarded Amounts

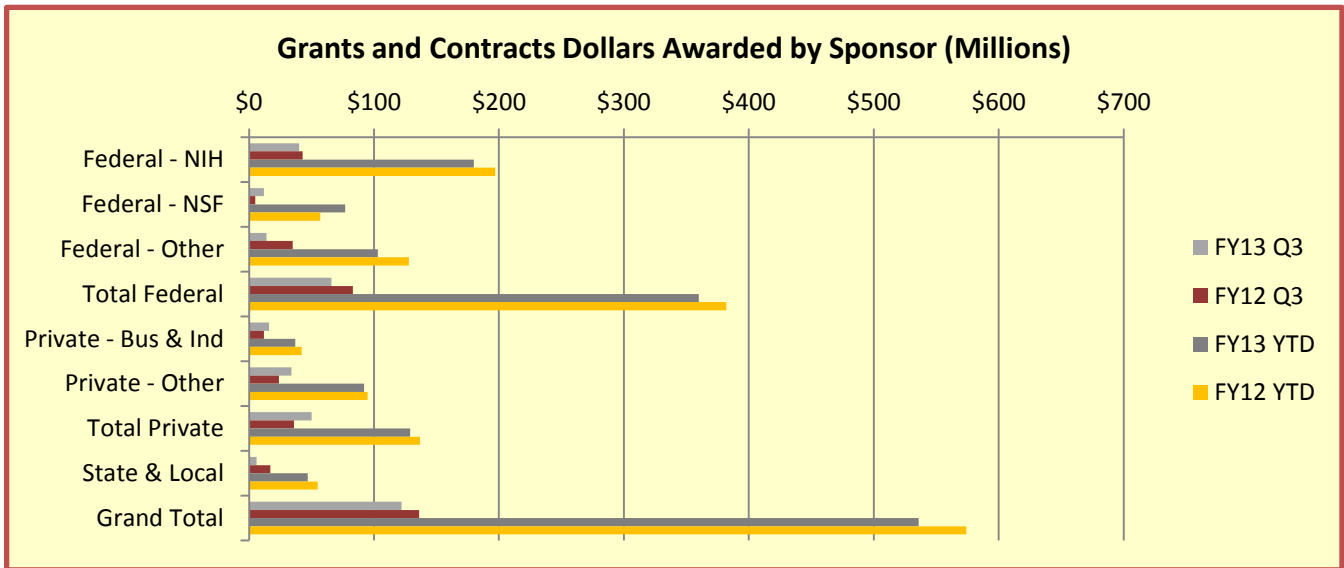


Figure 2: Award Totals by Sponsor.

Comparison of Fiscal Year 2013 versus Fiscal Year 2012. (For numerical data, see Table 2 below.)

Agency	Quarter 3		YTD	
	FY12	FY13	FY12 (Q1-3)	FY13 (Q1-3)
NIH	43	40	197	180
NSF	5	12	57	77
Other Federal	35	14	128	103
Total Federal	83	66	382	360
Business & Industry	12	16	42	37
Other Private	24	34	95	92
Total Private	36	50	137	129
State & Local	17	6	55	47
Grand Total	136	122	574	536

Table 2: Qtr 3 and Fiscal Year comparisons.

University of Minnesota
Quarterly Report of Grant and Contract Activity
Fiscal Year 2013 Third Quarter: January thru March, 2013

Annual Progress

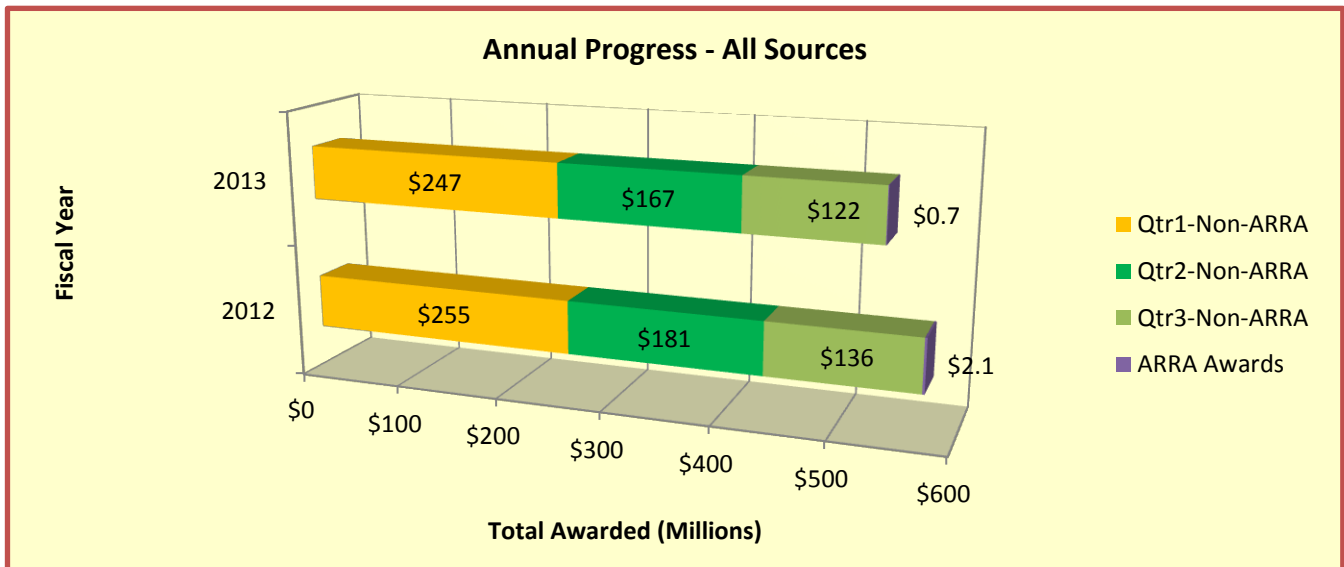


Figure 3: Quarter Comparison - All Sources.

University of Minnesota
Quarterly Report of Grant and Contract Activity
 Fiscal Year 2013 Third Quarter: January thru March, 2013

Award Summary by College

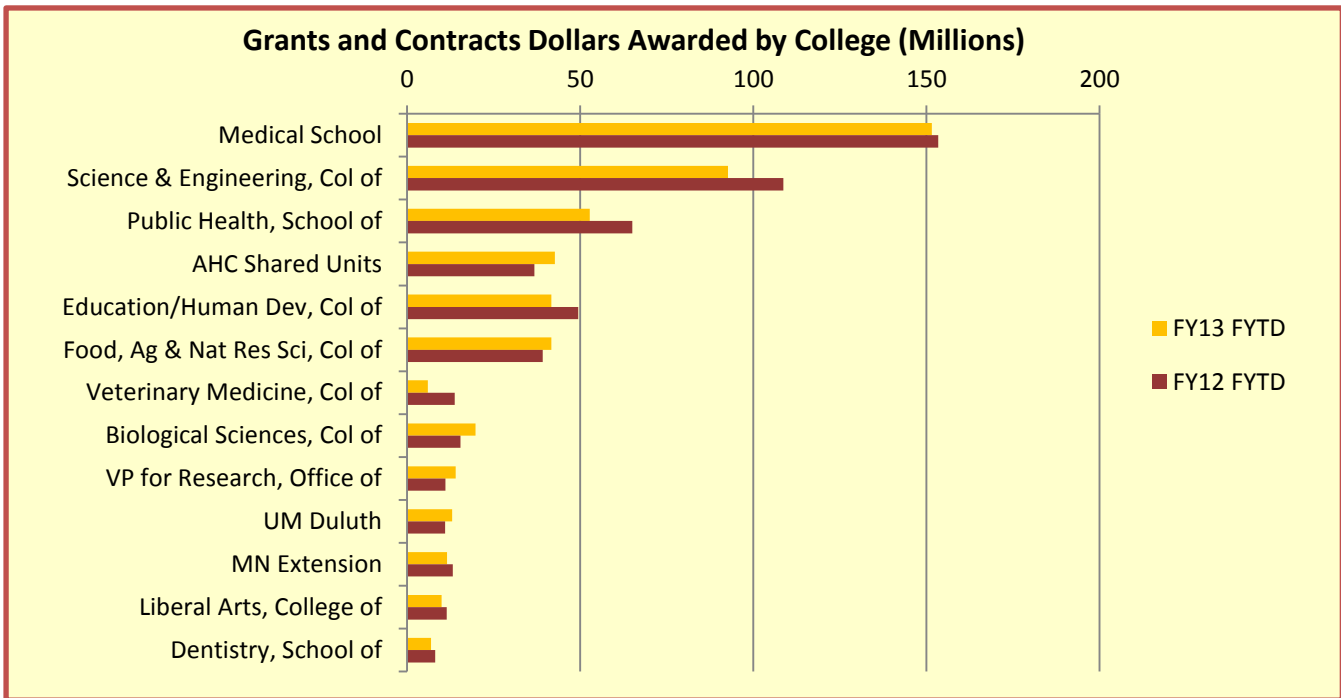


Figure 4: Grants and Contracts Awarded by Colleges: Units with Greater than \$10 Million Awarded Annually.

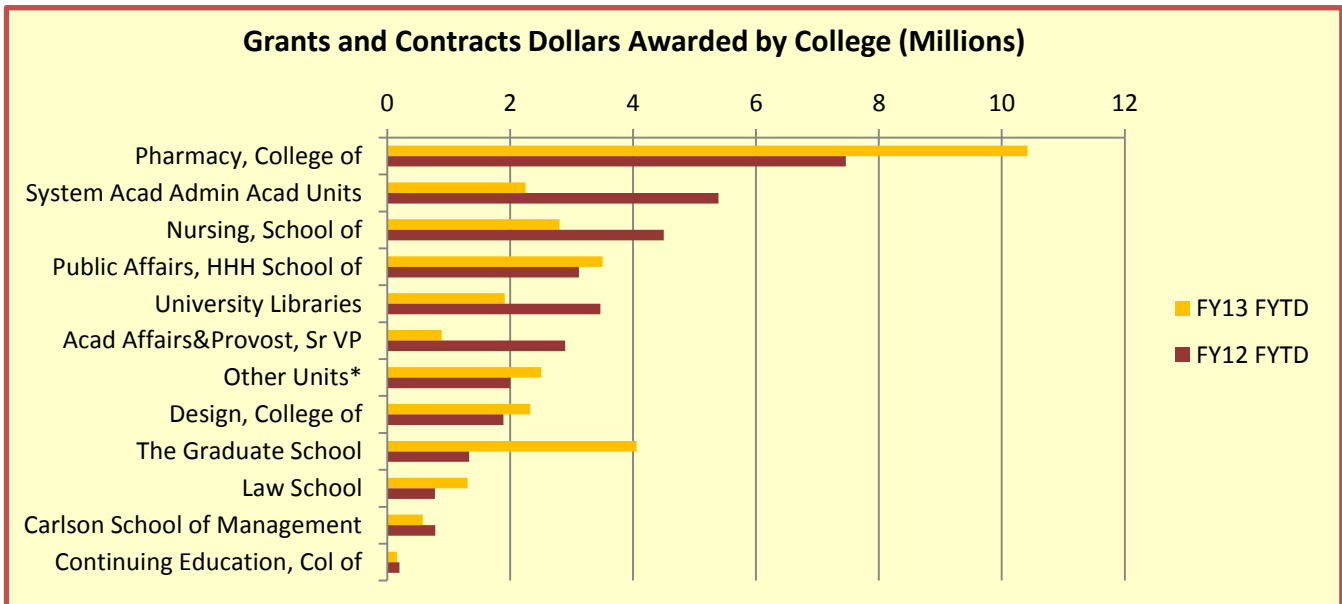


Figure 5: Grants and Contracts Awarded by Colleges: Units with Less than \$10 Million Awarded Annually.

*Other Units includes: Global Programs & Strategy, UM Morris, UM Crookston, Student Affairs Vice Provost, Sr VP for System Acad AdminSr VP, UM Rochester, Health Sciences Administration, and Equity & Diversity.



**UNIVERSITY OF MINNESOTA
BOARD OF REGENTS**

Board of Regents

June 14, 2013

Agenda Item: Consent Report

review review/action action discussion

Presenters: Regent Linda Cohen

Purpose:

policy background/context oversight strategic positioning

To seek Board of Regents approval of items in the Consent Report, as required in Board of Regents Policy: *Reservation and Delegation of Authority*.

Outline of Key Points/Policy Issues:

Items for consideration:

- I. Regents Professor Recommendations
The President recommends approval of the Regents Professor recommendations forwarded to the Board of Regents in a letter dated June 5, 2013.

- II. Appointment of UMore Development LLC Community Governor
The president recommends the appointment of Julie Kimble, Vice President/General Manager and Global Team Leader, Johnson Controls, as a Community Governor and member of the UMore Development LLC Board of Governors for a term concluding December 2015.

- III. Report of the All-University Honors Committee
The President recommends approval of the All-University Honors Committee recommendation forwarded to the Board of Regents in a letter dated June 5, 2013.

- II. Gifts
The President recommends approval of the Summary Report of Gifts to the University of Minnesota through April 30, 2013 (attached).

Background Information:

UMore Development LLC Board of Governors

Nine Governors were appointed to initial staggered terms on the UMore Development LLC Board of Governors by the Board of Regents on December 11, 2009. The five Community Governors may serve up to three three-year terms; the four University Governors serve indefinite terms.

Pursuant to the Resolution Related to Creation and Organization of UMore Development LLC, adopted by the Board of Regents on October 9, 2009, the LLC's Oversight and Management Agreement provides the University of Minnesota Board of Regents with sole and final authority to appoint the LLC Board of Governors to manage and direct the business of the LLC.

Julie Kimble is recommended to fill the Community Governor seat that was vacated by Peggy Lucas, Partner, Brighton Development Corporation, in March 2013, with her appointment to the Board of Regents.

Current UMore Park LLC Board of Governors membership includes:

- Thomas Fisher, Professor and Dean, College of Design, University of Minnesota
- Sarah B. Harris, Managing Director, University of Minnesota Foundation Real Estate Advisors
- Allen S. Levine, Dean, College of Food, Agricultural and Natural Resource Sciences
- Michael O'Keefe, *Chair*, President Emeritus, Minneapolis College of Art and Design
- Richard Pfitzenreuter, Vice President and Chief Financial Officer, University of Minnesota
- David C. Sellergren, Attorney, Fredrickson & Byron, P.A.
- Roger Sit, President, Chief Executive Officer, and Global Chief Investment Officer, Sit Mutual Funds
- Pam Wheelock, Vice President for University Services, University of Minnesota

UMore Development LLC's Recommendation for Action:

The Community Governor appointment was approved by the LLC on May 28, 2013.

President's Recommendation for Action:

The President recommends approval of the Consent Report.

**MEETING OF THE BOARD OF REGENTS
GIFTS TO BENEFIT THE UNIVERSITY OF MINNESOTA
SUMMARY REPORT***

June 2013 Regents Meeting

	<u>April</u>		<u>Year-to-Date</u>	
	<u>2013</u>	<u>2012</u>	<u>07/01/12 04/30/13</u>	<u>07/01/11 04/30/12</u>
U of M Gift Receiving	\$ 109,623	\$ 255,285	\$ 1,570,182	\$ 1,808,301
4-H Foundation	39,591	85,397	388,971	436,728
Arboretum Foundation	221,459	261,446	7,191,629	7,851,130
Univ of MN Foundation	<u>16,558,274</u>	<u>21,073,617</u>	<u>165,063,833</u>	<u>173,943,123</u>
Total Gift Activity	<u>\$ 16,928,947</u>	<u>\$ 21,675,745</u>	<u>\$174,214,615</u>	<u>\$ 184,039,282</u>

*Detail on gifts of \$5,000 and over is attached.

Pledges are recorded when they are received. To avoid double reporting, any receipts which are payments on pledges are excluded from the report amount.

Gifts to benefit the University of Minnesota

Gifts received in April 2013

<u>Donor</u>	<u>Rec'd by</u>	<u>Gift/Pledge</u>	<u>Purpose of gift</u>
<u>\$1 Million and Over</u>			
3M Foundation Incorporated	UMF	Gift	College of Science and Engineering, Pediatrics
Gordon E. Robertson Estate	UMF	Gift	College of Education and Human Development
<u>\$500,000 - \$1,000,000</u>			
Hill's Pet Nutrition Incorporated	UMF	Gift	College of Veterinary Medicine
<u>\$250,000 - \$500,000</u>			
Russell O. Paulson	UMF	Gift	Masonic Cancer Center
Children's Cancer Research Fund	UMF	Gift	Pediatrics
<u>\$100,000 - \$250,000</u>			
Elliot S. and Eloise S. Kaplan	UMF	Pledge	College of Education and Human Development
Judy A. Nossum	UMF	Gift	Psychiatry
University of Oslo	UMF	Gift	College of Biological Sciences
Richard V. DeLeo Estate	UMF/UM	Gift	College of Science and Engineering, Minnesota Landscape Arboretum
General Mills Incorporated	UMF	Gift	Various Colleges
James D. Leslie Family Foundation	UMF	Pledge	Scholarships
<u>\$50,000 - \$100,000</u>			
Wawa J. Thorson Estate	UM	Gift	Minnesota Landscape Arboretum
David Y. H. Pui	UM	Gift	Weisman Art Museum
Minnesota Lions Vision Foundation Incorporated	UMF	Gift	Ophthalmology
Phileona Foundation	UMF	Gift	College of Veterinary Medicine
Coleman Family Foundation Incorporated	UMF	Gift	Intercollegiate Athletics
Center for Computer-Assisted Legal Instruction	UMF	Gift	Law School
Silicon Valley Community Foundation	UMF	Gift	College of Science and Engineering
Minnesota Turf and Grounds Foundation	UMF	Gift	College of Food, Agricultural and Natural Resource Sciences, University of Minnesota Crookston
Target Corporation	UMF	Gift/Pledge	Carlson School of Management, Intercollegiate Athletics, Law School

\$50,000 - \$100,000

Hubbard Broadcasting Incorporated	UMF	Gift	Intercollegiate Athletics
Dr. William G. Tomek	UMF	Gift	College of Food, Agricultural and Natural Resource Sciences
Allan L. Schuman	UMF	Gift	Medicine and Health
Anonymous	UMF	Gift	Pediatrics
Burton S. and Long X. Visnick	UMF	Pledge	College of Design
Harold V. Pedersen	UMF	Gift	Pediatrics
M. Nazie Eftekhari	UMF	Pledge	Law School
Starkey Hearing Technologies Incorporated	UMF	Gift	Otolaryngology
Upsher-Smith Laboratories Incorporated	UMF	Gift	College of Science and Engineering

\$25,000 - \$50,000

Federated Mutual Insurance Company	UMF	Gift	Intercollegiate Athletics
Mills Supply Incorporated	UMF	Gift	Intercollegiate Athletics
Advanced Bionics	UMF	Gift	College of Liberal Arts
McLaughlin Gormley King Company	UMF	Gift	College of Food, Agricultural and Natural Resource Sciences
Wells Fargo Bank NA	UMF	Gift	Carlson School of Management
Ames Construction Incorporated	UMF	Gift	Intercollegiate Athletics
Pentair Management Company	UMF	Gift	Intercollegiate Athletics
J. J. Taylor Distributing of Minnesota	UMF	Gift	Intercollegiate Athletics
Ross and Bridget Levin Charitable Gift Fund- Minneapolis Foundation	UMF	Gift	Institute on the Environment
Anonymous	UMF	Gift	Intercollegiate Athletics
Russell and Carol McNaughton Fund-St. Paul Foundation	UMF	Gift	College of Science and Engineering
Katherine R. Lillehei Charitable Trusts	UMF	Gift	School of Nursing
TCF National Bank	UMF	Gift	Intercollegiate Athletics
3M Company	UMF	Gift	College of Design, College of Science and Engineering
Frederick J. Bollum	UMF	Gift	Biochemistry, Molecular Biology and Biophysics
Austrian Federal Ministry of Science and Research	UMF	Gift	College of Liberal Arts
BASF Corporation	UMF	Gift	College of Science and Engineering
Huvepharma Incorporated	UMF	Gift	College of Food, Agricultural and Natural Resource Sciences
Interfraternity Council	UMF	Gift	Scholarships
Jack and Gretchen Norqual Foundation-MN Community Foundation	UM	Gift	Minnesota Landscape Arboretum

\$25,000 - \$50,000

John F. Kutzik	UMF	Gift	College of Liberal Arts
Mott's LLP	UMF	Gift	College of Food, Agricultural and Natural Resource Sciences
Newport Laboratories Incorporated	UMF	Gift	College of Veterinary Medicine
Novartis Animal Health US Incorporated	UMF	Gift	College of Veterinary Medicine
Novo Nordisk Incorporated	UMF	Gift	Academic Health Center
Panhellenic Council	UMF	Gift	Scholarships
Robert K. Eddy	UMF	Gift	Medicine
Timothy E. and Valerie K. Doherty	UMF	Gift	Carlson School of Management
UPM Blandin Paper Company	UMF	Gift	University of Minnesota Duluth

\$10,000 - \$25,000

Berger Transfer and Storage Incorporated	UMF	Gift	Intercollegiate Athletics
Frederick J. Bentz	UM	Gift	Minnesota Landscape Arboretum
Andreas Rosenberg	UMF	Pledge	College of Liberal Arts
Frederick H. Kuesel	UMF	Gift	Masonic Cancer Center, Medical School
Margaret W. Rossiter	UMF	Gift	College of Science and Engineering
MN Golf Course Superintendents Association Incorporated	UMF	Gift	College of Food, Agricultural and Natural Resource Sciences
NCASI Natl Council for Air/Stream Improv Incorporated	UMF	Gift	University of Minnesota Duluth
Women's Foundation of Minnesota	UMF	Gift	Urban Research and Outreach- Engagement Center
Edward J. and Judith M. Holmbeck	UMF	Gift	College of Science and Engineering
Charles W. Mooty	UMF	Gift	Intercollegiate Athletics
Great Clips Incorporated	UMF	Gift	Intercollegiate Athletics, Schulze Diabetes Institute
Cargill Incorporated	UMF/UM	Gift	Carlson School of Management, Minnesota Landscape Arboretum, Medicine
Hormel Foods Corporation	UMF	Gift/Pledge	Various Colleges
MPMG LLC	UMF	Gift	Intercollegiate Athletics
Alvin E. McQuinn	UM	Gift	Minnesota Landscape Arboretum
Linda C. Odegard and Harlan M. Cavert	UMF	Pledge	College of Liberal Arts, Libraries, Minnesota Landscape Arboretum
Surdna Foundation Incorporated	UMF	Gift	College of Design
Thomas S. Schreier	UMF	Gift	Medicine
United HealthCare Services Incorporated	UMF	Gift	Carlson School of Management, Humphrey School of Public Affairs
Christopher J. Kahler	UMF	Gift	Intercollegiate Athletics

\$10,000 - \$25,000

Thomas C. Giel	UMF	Gift	Intercollegiate Athletics
Cummins NPower LLC	UMF	Gift	Intercollegiate Athletics
William R. Dircks	UMF	Gift	Intercollegiate Athletics
Anonymous	UMF	Gift	College of Science and Engineering
Robert C. Klas Sr.	UMF	Gift	Intercollegiate Athletics
Robert F. Crosby	UMF	Gift	Intercollegiate Athletics
M. A. Mortenson Company	UMF	Gift	Intercollegiate Athletics, Medicine
Bradley S. Baumgard	UMF	Gift	Intercollegiate Athletics
Michele M. Kolar	UMF	Gift	Medicine
John E. and Nancy E. Lindahl	UMF	Gift	Intercollegiate Athletics
Minnesota Community Foundation	UMF	Gift	Scholarships
Rick D. Moulton	UMF	Gift	Intercollegiate Athletics
Daniel Lister	UMF	Gift	Intercollegiate Athletics
AgXplore International Incorporated	UMF	Gift	College of Food, Agricultural and Natural Resource Sciences
The Canadian Institute for Advanced Research	UMF	Gift	College of Science and Engineering
David J. Girk	UMF	Gift	Intercollegiate Athletics
Minnesota Honey Producers Association Incorporated	UMF	Gift	College of Food, Agricultural and Natural Resource Sciences
Jil Oswalt-Matuseski	UMF	Gift	College of Pharmacy
Northshore Mining Company	UMF	Gift	University of Minnesota Duluth
Timothy R. Baer	UMF	Gift	Medicine
Dyna-Gro Seed	UMF	Gift	College of Food, Agricultural and Natural Resource Sciences
Chip Glaser	UMF	Gift	Intercollegiate Athletics
Sally G. and David L. Kohlstedt	UMF	Gift	College of Science and Engineering
Brian and Mary Longe	UM	Gift	Weisman Art Museum
Brian Mark	UMF	Gift	Intercollegiate Athletics
Geritom Medical Pharmacy	UMF	Gift	Intercollegiate Athletics
Dr. J. Patrick Smith	UMF	Gift	Intercollegiate Athletics
Daniel D. Stratton	UMF	Gift	Intercollegiate Athletics
Anonymous	UMF	Gift	College of Design
Robert and Barbara A. Valnes	UMF	Gift	College of Food, Agricultural and Natural Resource Sciences
Barbara L. Forster	UMF	Gift	Masonic Cancer Center
Harvey A. Feldman	UMF	Gift	Intercollegiate Athletics
Dr. Stanley M. and Luella G. Goldberg	UMF	Gift	Various Colleges
American Indian Education Foundation	UMF	Gift	University of Minnesota Morris
AmeriChoice Health Services Incorporated	UM	Gift	4H Foundation

\$10,000 - \$25,000

Anthony Ostlund Baer and Louwagie PA	UMF	Gift	Pediatrics
BMW of Minnetonka	UMF	Gift	Medicine
David Johnson	UMF	Gift	Masonic Cancer Center
Eleanor E. Kraker	UMF	Gift	University of Minnesota Duluth
Gary D. and Christine N. Jones	UMF	Gift	Intercollegiate Athletics
John and Carolyn Kanyusik Family Fund	UMF	Gift	School of Dentistry
John D. Watson	UMF	Gift	Scholarships
John E. Lindahl	UMF	Gift	Medicine
John W. and Marilee A. Miller	UMF	Pledge	School of Nursing
Lorraine P. Jamar	UMF	Gift	OB/Gyn
Nuveen Investments Incorporated	UMF	Gift	Medicine
Pioneer Hi-Bred International Incorporated	UMF	Gift	College of Food, Agricultural and Natural Resource Sciences
PricewaterhouseCoopers LLP -Minneapolis	UMF	Gift	Medicine
RTP Company	UMF	Gift	Pediatrics
Ryan's Quest	UMF	Gift	Physical Medicine and Rehabilitation
Swenson Family Foundation	UMF	Gift	University of Minnesota Duluth
USBank NA	UMF	Gift	Medicine

\$5,000 - \$10,000

Jeremy Weller	UMF	Gift	Intercollegiate Athletics
Frana Companies	UMF	Gift	Intercollegiate Athletics
Gen. Dennis W. and Pamela D. Schulstad	UM	Gift	Minnesota Landscape Arboretum, Intercollegiate Athletics
John Knutson	UMF	Gift	Scholarships
Mark A. and Deborah J. Kravik	UMF	Gift	Intercollegiate Athletics
Lowell F. Schwab	UMF	Gift	Intercollegiate Athletics
Patrick Dombrovski	UMF	Gift	Intercollegiate Athletics
Stanley Hup	UMF	Gift	Intercollegiate Athletics
Gary D. Johnson	UMF	Gift	Intercollegiate Athletics
John and Nancy Lambros	UMF	Gift	Libraries
Physical Electronics USA Incorporated	UMF	Gift	College of Science and Engineering
Stephen T. Lerum	UMF	Gift	Intercollegiate Athletics
The Mosaic Company	UM	Gift	Minnesota Landscape Arboretum
Paul A. Baillon	UM	Gift	Libraries
Doherty Employment Group	UMF	Gift	Intercollegiate Athletics
E. A. Sween Company	UMF	Gift	Intercollegiate Athletics
Michael B. Wright	UMF	Gift	Intercollegiate Athletics
Stoller Enterprises Incorporated	UMF	Gift	College of Food, Agricultural and Natural Resource Sciences

\$5,000 - \$10,000

J. L. Buchanan Incorporated	UMF	Gift	Intercollegiate Athletics
Jon W. Springer	UMF	Gift	Intercollegiate Athletics
Dale E. Peterson	UMF	Gift	Intercollegiate Athletics
Abbott Laboratories	UMF	Gift	Pediatrics
CHS Foundation	UMF/UM	Gift	College of Food, Agricultural and Natural Resource Sciences, 4H Foundation
National Crop Insurance Services	UMF	Gift	College of Food, Agricultural and Natural Resource Sciences
Niki T. Stavrou	UMF	Gift	College of Liberal Arts
Pohlad Companies	UMF	Gift	Intercollegiate Athletics
The Fund for the Tiger	UMF	Gift	College of Food, Agricultural and Natural Resource Sciences
B. John Lindahl Jr.	UMF	Gift	Intercollegiate Athletics
Kevin G. Fahey	UMF	Gift	Intercollegiate Athletics
Roger R. Bettin	UMF	Gift	Intercollegiate Athletics
Scott Litman	UMF	Gift	Intercollegiate Athletics
Ziegler Incorporated	UMF	Gift	Intercollegiate Athletics
Mike Haglund	UMF	Gift	Intercollegiate Athletics
Dr. Charles W. Taylor	UMF	Gift	University of Minnesota Duluth
Boston Scientific Corporation	UMF	Gift	Medicine
Dorsey and Whitney LLP	UMF/UM	Gift	Humphrey School of Public Affairs, Minnesota Landscape Arboretum
MTS Systems Corporation	UMF	Gift	College of Science and Engineering
SAGE Electrochromics Incorporated	UMF	Gift	College of Science and Engineering
Thoratec Corporation	UMF	Gift	Medicine
Fiol Foundation for the Epilepsies	UMF	Gift	Neurology
Kristine F. Miller	UMF	Gift	College of Design
American Academy of Dermatology Incorporated	UMF	Gift	Dermatology
Gary Finley	UMF	Gift	University of Minnesota Duluth
Aitkin Iron Works Incorporated	UMF	Gift	Intercollegiate Athletics
James Wohlford	UMF	Gift	Intercollegiate Athletics
Medtronic Foundation	UMF	Gift	Humphrey School of Public Affairs
Aljon Tool Incorporated	UMF	Gift	Intercollegiate Athletics
Michael A. Bilski	UMF	Gift	Intercollegiate Athletics
Phillips Beverage Company	UMF	Gift	Intercollegiate Athletics
Medtronic Incorporated	UMF	Gift	Medicine
Wayne O. Adkisson	UMF	Gift	Medicine
Dr. Michael G. McDermott	UMF	Gift	Intercollegiate Athletics
Frank Russomano	UMF	Gift	Intercollegiate Athletics
Gus A. Chafoulas	UMF	Gift	Intercollegiate Athletics
Ion Corporation	UMF	Gift	Intercollegiate Athletics

\$5,000 - \$10,000

Leedstone	UMF	Gift	Intercollegiate Athletics
Fredrikson and Byron PA	UMF	Gift	Carlson School of Management
Gary A. Beckmann	UMF	Gift	Intercollegiate Athletics
Charles G. Cunningham	UMF	Gift	Intercollegiate Athletics
Michael Connealy	UMF	Gift	Intercollegiate Athletics
Dr. Stephen S. Lane	UMF	Gift	Intercollegiate Athletics
Richard and Jaci Lindstrom Foundation	UMF	Gift	Intercollegiate Athletics
Robert S. Berkwitz	UMF	Gift	Intercollegiate Athletics
Andrew E. Plesko	UMF	Gift	Intercollegiate Athletics
Andy Rieck	UMF	Gift	Intercollegiate Athletics
Architectural Alliance	UMF	Gift	Intercollegiate Athletics
Benjamin T. Hamilton	UMF	Gift	Intercollegiate Athletics
Bernard P. Aldrich	UMF	Gift	Intercollegiate Athletics
Bradford Reid	UMF	Gift	Intercollegiate Athletics
C. H. Robinson Incorporated	UMF	Gift	Intercollegiate Athletics
Charles J. Suk	UMF	Gift	Intercollegiate Athletics
Concord USA	UMF	Gift	Intercollegiate Athletics
D. and R. Star	UMF	Gift	Intercollegiate Athletics
Deborah R. Olson	UMF	Gift	Intercollegiate Athletics
Doug J. Collison	UMF	Gift	Intercollegiate Athletics
Fred R. Friswold	UMF	Gift	Intercollegiate Athletics
Harris Mechanical	UMF	Gift	Intercollegiate Athletics
Howard V. O'Connell Jr.	UMF	Gift	Intercollegiate Athletics
Jacobs Trading Company	UMF	Gift	Intercollegiate Athletics
James B. Rehtiene	UMF	Gift	Intercollegiate Athletics
James R. Cote	UMF	Gift	Intercollegiate Athletics
John E. Geisler	UMF	Gift	Intercollegiate Athletics
Linda J. and David L. Mona	UMF	Gift	Intercollegiate Athletics
M. Mitchell Davis	UMF	Gift	Intercollegiate Athletics
Michael K. Grube	UMF	Gift	Intercollegiate Athletics
Pan-O-Gold Baking Company	UMF	Gift	Intercollegiate Athletics
RBC Wealth Management	UMF	Gift	Intercollegiate Athletics
Richard S. Neville	UMF	Gift	Intercollegiate Athletics
Ruth G. Bachman	UMF	Gift	Intercollegiate Athletics
Steve Gau	UMF	Gift	Intercollegiate Athletics
Think Mutual Bank	UMF	Gift	Intercollegiate Athletics
Tricia Peterson	UMF	Gift	Intercollegiate Athletics
Precision Lens	UMF	Gift	Intercollegiate Athletics
AgriCen	UMF	Gift	College of Food, Agricultural and Natural Resource Sciences
Camille L. Coman	UMF	Gift	Pediatrics
Dr. Carlos P. Avery	UMF	Gift	College of Science and Engineering
Joseph and Fern Check Family Trust	UMF	Gift	College of Science and Engineering

\$5,000 - \$10,000

Minnesota Soybean Growers Association	UM	Gift	Minnesota Landscape Arboretum
Richard J. Ames	UMF	Gift	Intercollegiate Athletics
Robins, Kaplan, Miller & Ciresi LLP Charitable Foundation	UMF	Gift	Pediatrics
Ross W. Bartels	UMF	Gift	Pediatrics
Jostens Incorporated	UMF	Gift	Intercollegiate Athletics
Dedicated Logistics Incorporated	UMF	Gift	Intercollegiate Athletics
James W. Nelson	UMF	Gift	Intercollegiate Athletics
Kyle Heitkamp	UMF	Gift	Intercollegiate Athletics
Lois K. Berens	UMF	Gift	Intercollegiate Athletics
Lyle C. Fahning	UMF	Gift	Intercollegiate Athletics
Lynn A. Nagorske	UMF	Gift	Intercollegiate Athletics
Metro Equity Management	UMF	Gift	Intercollegiate Athletics
Paul R. Koch	UMF	Gift	Intercollegiate Athletics
Richard K. Harris	UMF	Gift	Intercollegiate Athletics
Select Sales Incorporated	UMF	Gift	Intercollegiate Athletics
Chris H. Jewett	UMF	Gift	Intercollegiate Athletics
Drs. Jerry and Susan Cohen	UMF	Gift/Pledge	College of Food, Agricultural and Natural Resource Sciences
Michael C. Nowakowski	UMF	Gift	Intercollegiate Athletics
General Mills Foundation	UMF/UM	Pledge	Various Colleges
Anthony Garofalo Education Fund-St. Paul Foundation	UMF	Gift	Scholarships
Fluid Fertilizer Foundation	UMF	Gift	College of Food, Agricultural and Natural Resource Sciences
Dr. J. Scott Nelson	UMF	Gift	Intercollegiate Athletics
Tom Schrier	UMF	Gift	Medicine
William F. Vosbeck Jr.	UMF	Gift	College of Design
Elizabeth M. Bennett	UMF	Gift	Intercollegiate Athletics
Michael J. Givens	UMF	Gift	Intercollegiate Athletics
Travelers	UMF	Gift	Carlson School of Management
Advanced Food Products LLC	UMF	Gift	College of Food, Agricultural and Natural Resource Sciences
Anglo American Exploration (Canada) Ltd	UMF	Gift	University of Minnesota Duluth
Anonymous	UMF	Pledge	College of Veterinary Medicine
Araz Group	UMF	Gift	Carlson School of Management
Arsher Charitable Trust	UMF	Gift	Academic Health Center
Associated Milk Producers Incorporated	UMF	Gift	College of Food, Agricultural and Natural Resource Sciences
Catherine Gustafson	UMF	Gift	Medical School

\$5,000 - \$10,000

Charles F. Wiser	UMF	Gift	OB/Gyn
Cornerstone Parking Group Incorporated	UMF	Gift	Pediatrics
Daniel A. Whalen	UMF	Gift	Humphrey School of Public Affairs
DKC Property Management Incorporated	UMF	Gift	Pediatrics
Dr. John C. Kraft	UMF	Gift	College of Science and Engineering
Dr. Lois A. Anselment	UM	Gift	Minnesota Landscape Arboretum
Erik Torgerson	UMF	Gift	Intercollegiate Athletics
Factory Motor Parts Company	UMF	Gift	Intercollegiate Athletics
First District Association	UMF	Gift	College of Food, Agricultural and Natural Resource Sciences
Gary L. Wilson	UMF	Gift	Intercollegiate Athletics
Gilead Sciences Incorporated	UMF	Gift	Medicine
Gregory R. Palen	UMF	Gift	Medicine
Insignia Systems Incorporated	UMF	Gift	Schulze Diabetes Institute
Kaplan, Strangis and Kaplan PA	UMF	Gift	Law School
Lazard Freres and Company LLC	UMF	Gift	Medicine
Leonard, Street and Deinard PA	UMF	Gift	Carlson School of Management
Mary E. Talmage	UMF	Gift	Schulze Diabetes Institute
Medica	UMF	Gift	Medicine
Michael T. Rhodes	UMF	Gift	Medicine
Minnesota Corn Growers Association	UM	Gift	4H Foundation
Minnesota Twins Community Fund	UMF	Gift	Intercollegiate Athletics
Noyes Apiaries Incorporated	UMF	Gift	College of Food, Agricultural and Natural Resource Sciences
Park Dental Health Center	UM	Gift	Minnesota Landscape Arboretum
Paul and Mary Reyelts Foundation- Signature Fund Minneapolis Foundation	UMF	Gift	College of Design
Paul and Patricia Sackett Fund-Schwab Charitable Fund	UMF	Gift	College of Veterinary Medicine, Intercollegiate Athletics, Minnesota Landscape Arboretum
Richard J. Bjorklund	UMF	Gift	Intercollegiate Athletics
Robert L. and Pamela W. Senkler	UMF	Gift	University of Minnesota Duluth
Roger H. Dreher	UMF	Gift	Medicine
Securian Foundation	UMF	Pledge	University of Minnesota Duluth
Tetra Pak Cheese and Powder Systems Incorporated	UMF	Gift	College of Food, Agricultural and Natural Resource Sciences
The Grande Foundation	UMF	Gift	College of Food, Agricultural and Natural Resource Sciences
The Ryan Foundation Incorporated	UMF	Gift	Pediatrics
Thomas R. Hood	UMF	Gift	Law School

\$5,000 - \$10,000

Wagner's Greenhouses Incorporated	UM	Gift	Minnesota Landscape Arboretum
Wanda State Bank	UMF	Gift	College of Food, Agricultural and Natural Resource Sciences
Wiswall Endodontics PC	UMF	Gift	School of Dentistry
Wyeth Foundation for American Art	UMF	Gift	Graduate School



**UNIVERSITY OF MINNESOTA
BOARD OF REGENTS**

Board of Regents

June 14, 2013

Agenda Item: Report of the Faculty Consultative Committee

review review/action action discussion

Presenters: Professor Sally Kohlstedt

Purpose:

policy background/context oversight strategic positioning

To provide the Board of Regents with an update on the goals and accomplishments of the Faculty Consultative Committee throughout the year.

Background Information:

It is customary for the chair of the Faculty Consultative Committee to provide regular updates to the Board of Regents.

**FACULTY CONSULTATIVE COMMITTEE REPORT
TO THE UNIVERSITY OF MINNESOTA
BOARD OF REGENTS**

June 14, 2013

Chair Cohen, Vice Chair Larson, Members of the Board, and President Kaler:

I am pleased to report to you on the activities of the Faculty Consultative Committee (FCC) and the University Senate. This Centennial Year of the University Senate is drawing to a close even as we move into our second hundred years of shared governance. The class of 2018 is arriving on campus for orientation and their enthusiasm for this new adventure in their lives invigorates all of us as well look ahead to the continuing challenges and opportunities in higher education. My final report to you this year will focus on a few of the ways in which the FCC, and indeed all university Senators and their extensive and focused committees, have worked to meet challenges, formulate new projects, and collectively worked to enhance the entire University.

A principal role of the FCC is to take initiatives that reflect the interests and concerns of the faculty identified by individuals, in standing committees, and through deliberative open meetings. This year we followed up on the broad national attention to grade inflation and transparency about course grading on the local level, with a charge written to the Senate Committee on Education (SCEP) by my predecessor Professor Chris Cramer, by recommending open access to grades at the program level and by asking Vice Provost and Dean Robert McMaster to formulate a program that will encourage faculty members to engage in discussion about the grading patterns in their programs. We also initiated a process to evaluate and update college constitutions, some of which are decades old, through a subcommittee under Professor Russell Luepker that is developing a template to assist collegiate faculty and deans as they revisit and update their governing documents. We continue to investigate faculty demographics through the Senate Committee on Faculty Affairs. In particular we are interested in the recent gender equity report that indicates that not much has changed at the university since the last report and we are also seeking information on the relative numbers of full-time and other categories of instructors over recent years; those discussions are likely to continue in the coming year.

A second role that the FCC plays is that of active observer and commentator when there are significant changes in university affairs. Regular meetings with the President and Provost are useful in that they provide an opportunity to raise questions about impending issues. Among those that engaged us this year were the decision to expand the Big Ten conference and the related expansion of the highly effective Council of Institutional Cooperation (CIC). The CIC model of intellectual, pedagogical, and administratively instructive collaboration, which you heard about last month, requires comparability among institutions. The FCC went on record advising that any further Big Ten expansion involving the CIC should be within the Association of American Universities. Another difficult issue where there has been considerable recent discussion is managing the new Affordable Care Act as it standardizes health care and forces a

reframing of the health care options available to university staff and faculty. Given that the new plan will be more expensive for staff and faculty, Senate committees have engaged in multiple meetings intended to hear and respond to plans that will restructure UPlan. With the administration, we sought ways to structure the necessary changes with careful attention to their effects on workers at the lower end of the pay scale, those with chronic illness, those facing catastrophic problems, and those supporting spouses or families. The overall compensation to faculty and staff should not be eroded by these changes in UPlan. The final solution has not been announced but the conversations have been deliberative and constructive.

In yet a third way we work to advance the university, often in conjunction with other governance groups. One good example is the recommendation for a smoking ban on campus. This has been under discussion and actively advocated by our health center on campus, but some of the elements in the proposed guidelines brought considerable resistance. The Student Senate endorsed a general resolution for a smoking ban early in the spring semester. The FCC and Senate Consultative Committee (SCC) spent time looking at what was happening on other campuses and took into account the concerns of those resisting the idea. The result was the following recommendation: “The FCC supports, in principle, a campus-wide commitment to a smoke-free campus environment. We recommend a few exceptions, such as smoking inside a personal vehicle and on sidewalks adjacent to public thoroughfares. Adherence to the policy will be through voluntary compliance, along with peer and supervisory support, rather than fines or other means of enforcement.” It emphasizes public health rather than individual use of other forms of tobacco; it recognizes the addictive nature of smoking; and it assumes the best compliance will be through changing behavior in a non-aggressive way. This resolution passed the Senate with little dissent and, as you know, President Eric Kaler has endorsed it and is moving toward implementation.

It is incumbent on the FCC to maintain significant contact with the faculty members we represent as well as to reach out to members of the administration. So, we met with the collective group of Deans twice this year and had conversations that ranged from the impending accreditation review to the ways in which productive sabbatical and other leaves can be encouraged. We also had a meeting with third year Associate Professors to assess their transition to the tenured professorship. A Carnegie study had indicated that these mid-career faculty members seemed to be more stressed and less satisfied than either Assistant or Full Professors. We identified some issue to be addressed and ways to better engage those who had achieved tenure. The meeting resulted in a “Reflection on Governance Service” that will be shared with new faculty members as they go through orientation.

FCC meetings allow dynamic engagement of the elected members with each other, with constituent committees, and with administrative leaders. We make these robust discussions and debates available through the published minutes to our meetings, not only to all Senators but also to everyone on and beyond campus who cares to follow our conversations with administration and the issues we are considering. For example, we had extensive discussions with Vice Provost and Dean of Undergraduate Education Robert McMaster relating to admissions management at the collegiate and university level, about the impact of a tuition based financial system for collegiate financial support, and about changing policies for transfer and out-of-state students and what they mean for the quality and success of our students. There were no specific

recommendations that came from two meetings with him, but our questions generated new data configurations and may well inform future decisions. As the Enterprise update moves forward, we have met with Mr. Scott Studham and Mr. Andrew Hill to discuss what plans are underway and what mechanisms for consultation are being put in place before new systems are permanently put in place.

In the most recent issue of *Academe* (May-June, 2013), the journal of the American Association of University Professors, there was a discussion of the relationship between faculty members and governing boards. Drawing on data from a 2009 report of the Association of Association of Governing Boards of Colleges and Universities, the author described patterns of communication that varied considerably. I was pleased to recognize that our processes and layers of engagement through formal and informal conversations between faculty governance leaders and your Board throughout the academic year suggest we may well be in advance of many peers. The article did suggest that, especially in areas of common interest and where faculty members have specific expertise, their direct participation on committees could often be very helpful; this might be worth consideration in the future. As I write this report, Mr. Brian Steeves is scheduling an orientation meeting between the two newest Regents and the current and incoming chairs of FCC to discuss campus governance, and this initiative is very welcome.

So, let me close by reaffirming that this year has indeed been one of engagement and cooperation between the Regents and the FCC at meetings of both groups and through direct and candid discussions between meetings. I have personally enjoyed getting to know several of you better and have gained an enhanced appreciation of all that you do. Next year Professor William Durfee of the Department of Mechanical Engineering will Chair the FCC and Rebecca Ropers-Huilman of the Department of Organizational Leadership, Policy and Development will be Vice Chair. I know you will enjoy working with both of them.

Sincerely yours,

Sally Gregory Kohlstedt
2012-2013 Chair, Faculty and Senate Consultative Committees
Professor and Director of the Program in History of Science and Technology
College of Science and Engineering



**UNIVERSITY OF MINNESOTA
BOARD OF REGENTS**

Board of Regents

June 14, 2013

Agenda Item: Recognition of Faculty Consultative Committee Outgoing Chair

review review/action action discussion

Presenters: Regent Linda Cohen
President Eric W. Kaler

Purpose:

policy background/context oversight strategic positioning

To present a Certification of Appreciation to Professor Sally Kohlstedt, outgoing chair of the Faculty Consultative Committee.

Background Information:

The Certificate of Appreciation may be awarded to any person for contributions or services at the collegiate or all-University level. It is customary for the Board of Regents to award this certificate to outgoing chairs of the Faculty Consultative Committee.



**UNIVERSITY OF MINNESOTA
BOARD OF REGENTS**

Board of Regents

June 14, 2013

Agenda Item: University of Minnesota Alumni Association Annual Report

review review/action action discussion

Presenters: Kent Horsager, FY13 National Board Chair, University of Minnesota Alumni Association
Lisa Lewis, President and CEO, University of Minnesota Alumni Association
Susan Adams Loyd, FY14 National Board Chair, University of Minnesota Alumni Association

Purpose:

policy background/context oversight strategic positioning

To provide an annual report to the Board of Regents on the 2012-13 accomplishments of the University of Minnesota Alumni Association



PARTNER

- Worked with University Relations to include a message from President Kaler in the electronic edition of *MINNESOTA*, sent to more than 215,000 alumni
- Collaborated with 23 campus partners to promote more than 100 U of M events that engaged nearly 4,000 alumni
- Served on the University-wide Greek task force that established the Greek Alumni Council to re-engage more than 20,000 Greek alumni

ENGAGE

- Hosted more than 8,000 alumni, students, and friends of the University at 125 chapter events worldwide
- Partnered with UR and UMF to engage 60,000 alumni with President Kaler via town hall conference call
- Connected 500 alumni with President Kaler at key regional events, in partnership with UMF
- Welcomed more than 12,000 new graduates to the rank of alumni with a complimentary membership

ADVOCATE

- Initiated a Legislative Candidate Survey focused on U of M priorities, completed by 104 candidates and results publicly distributed
- Hosted the 2013 Legislative Briefing, attended by more than 400 alumni, students, and friends
- Strengthened partnership with Government Relations to develop targeted alumni outreach initiatives
- Queried nearly 37,000 alumni to ask for their opinions regarding the U of M

OPERATIONAL EXCELLENCE

- Created a new board structure, reducing the size by half, in order to be more nimble and responsive
- Revised organizational bylaws to align with new board structure
- Created new board councils to engage a broader representation of alumni (Affinity and Geographic Councils)
- Initiated business model analysis to evaluate revenue sources and prioritize activities based on mission and financial impact
- Transitioned technology infrastructure and support to new OIT model, reducing annual IT expenses by more than \$100,000 and eliminating one FTE



**UNIVERSITY OF MINNESOTA
BOARD OF REGENTS**

Board of Regents

June 14, 2013

Agenda Item: Board of Regents Policy: *Code of Ethics for Members of the Board of Regents* - Annual Review

review review/action action discussion

Presenters: General Counsel William Donohue

Purpose:

policy background/context oversight strategic positioning

This presentation fulfills the requirement contained in the Board of Regents Policy: *Code of Ethics for Members of the Board of Regents*, which calls for the Board of Regents, with the assistance of the general counsel, to publicly review at the beginning of each fiscal year the requirements and procedures provided in this policy.

Outline of Key Points/Policy Issues:

The general counsel will review the principal elements of the policy, focusing on the definition of a conflict of interest.



UNIVERSITY OF MINNESOTA

BOARD OF REGENTS POLICY

Page 1 of 4

Board Operations

CODE OF ETHICS FOR MEMBERS OF THE BOARD OF REGENTS

Adopted: February 9, 1996

Amended: May 12, 2006; February 10, 2012

Supersedes: (see end of policy)

CODE OF ETHICS FOR MEMBERS OF THE BOARD OF REGENTS

This policy governs the activities of members of the Board of Regents (Board) of the University of Minnesota (University) regarding financial disclosure, gifts, expense reimbursement, and conflicts of interest.

SECTION I. GUIDING PRINCIPLES.

The following principles shall guide the accountability of Regents:

Subd. 1. Public Trust. The Board is responsible for the governance of the University. In carrying out this constitutionally conferred public trust, Regents must be accountable in the areas of financial disclosure, gifts, expenses, and conflicts of interest, and shall not use the authority, title, or prestige of their office to solicit or otherwise obtain private financial, social, or political benefit that in any manner is inconsistent with the public interest. In serving the people of Minnesota, Regents shall adhere to the highest ethical standards.

Subd. 2. Paramount Interest. Regents bring to their task varied backgrounds and expertise, but they are expected to put aside parochial interests, keeping the welfare of the entire University, not just a particular constituency, at all times paramount.

Subd. 3. Time Commitment. In undertaking the duties of the office, Regents shall make the necessary commitment of time and diligence to fulfill their public governance responsibilities.

SECTION II. FINANCIAL DISCLOSURE REQUIREMENTS.

Upon election to office and annually on March 31 thereafter, Regents shall file a financial disclosure statement with the executive director/secretary of the Board in a form consistent with the financial disclosure required for senior University officials. The general counsel shall review the disclosure forms for compliance with this policy.

SECTION III. GIFTS.

No Regent shall accept any gift or accommodation, except as permitted by Board policy. This prohibition does not apply to complimentary tickets to University events furnished in accordance with guidelines on file in the Board Office.

SECTION IV. EXPENSES.

Regents serve without compensation, but they are entitled to reimbursement for expenses incurred while representing the University in an official capacity in accordance with guidelines on file in the Board Office.



UNIVERSITY OF MINNESOTA

BOARD OF REGENTS POLICY

Page 2 of 4

Board Operations

CODE OF ETHICS FOR MEMBERS OF THE BOARD OF REGENTS

Adopted: February 9, 1996

Amended: May 12, 2006; February 10, 2012

Supersedes: (see end of policy)

SECTION V. DEFINITIONS.

Subd. 1. Recusal. Recusal shall mean noninvolvement of a Regent in any discussion of, and decision regarding, the relevant matter to ensure that the Regent's independence of judgment is not compromised, that the public's confidence in the integrity of the Board is preserved, and that the University's public mission is protected.

Subd. 2. Financial Conflict of Interest. A *financial conflict of interest* exists whenever a Regent, a Regent's family member, and/or a business associated with a Regent or a Regent's family member has an actual or potential financial interest or any other interest in a matter pending before the Board that may impair independence of judgment or objectivity in the discharge of the Regent's public governance responsibilities.

Subd. 3. Family Member. *Family member* shall mean a spouse, parent, sibling, child, domestic partner, or any person residing in the Regent's household.

Subd. 4. Business Associated with a Regent. *Business associated with a Regent* shall mean an organization, corporation, partnership, proprietorship, or other entity if either the Regent or a member of the Regent's family:

- (a) receives compensation in excess of \$500 in any month or has any contractual right to future income in excess of \$6,000 per year;
- (b) serves as an officer, director, partner, or employee; or
- (c) holds a financial interest valued in excess of \$10,000.

For purposes of this policy, compensation shall not include reimbursement for expenses under Section IV above, any non-employment related funds from a governmental source, investment or savings income, retirement or insurance benefits, or alimony.

Subd. 5. Financial Interest. *Financial interest* shall mean a foreseeable, nontrivial financial effect that may result from Board action.

Subd. 6. Employment-Related Conflict of Interest. An *employment-related conflict of interest* exists whenever a Regent's employment relationships may impair independence of judgment.

SECTION VI. FINANCIAL AND EMPLOYMENT-RELATED CONFLICT OF INTEREST PROCEDURES.

Subd. 1. Interpretation and Application. The conflict of interest provisions of this policy shall be interpreted and applied to best serve the interests of the University. In some cases, full disclosure and consideration of the particular facts may indicate that a potential conflict of interest is insubstantial so that the University's interests are best served by the Regent's participation. If doubt remains regarding the need for recusal, the Regent involved must elect recusal. Recusal on a particular matter because of a



UNIVERSITY OF MINNESOTA

BOARD OF REGENTS POLICY

Page 3 of 4

Board Operations

CODE OF ETHICS FOR MEMBERS OF THE BOARD OF REGENTS

Adopted: February 9, 1996

Amended: May 12, 2006; February 10, 2012

Supersedes: (see end of policy)

conflict does not reflect adversely on the Regent involved; rather, it simply recognizes that in a complex and interconnected society conflicts cannot be entirely avoided and will occur.

Subd. 2. Disclosure or Acknowledgment of Actual or Potential Conflicts.

Actual or potential conflicts of interest shall be brought to the attention of the chair of the Board at the earliest opportunity. Such actual or potential conflicts may be reported by an individual Regent or by any other person. Disclosure or acknowledgment of such a conflict of interest and recusal shall be noted appropriately in Board minutes.

Subd. 3. Consultation with General Counsel. A Regent with a conflict of interest question is encouraged to consult with the general counsel who, if requested, shall provide a written opinion on whether a conflict of interest exists under this policy. A copy of any such opinion shall be provided to the chair. The chair also may request an opinion from the general counsel on any conflict of interest question.

Subd. 4. Disputed Conflicts of Interest. Any disputed issues relating to the existence of a conflict of interest requiring recusal shall be decided by the chair, who may choose to refer the question to an ad hoc group of Regents consisting of the chair, the vice chair, and one other Regent appointed by the chair. If the chair or vice chair is the subject of the conflict of interest dispute, another Regent shall be appointed by the ranking Regent. The chair (or the ad hoc group if appointed) shall determine whether there is a conflict of interest and report the decision to the Board; however, in all cases the Board is the final authority on conflict questions.

Subd. 5. Deliberations and Voting. Regents who declare or have been found to have an actual or potential financial or employment-related conflict of interest shall recuse themselves regarding the matter determined to be a conflict and shall not take any action to influence the outcome of the matter.

SECTION VII. CANDIDACY FOR PUBLIC OFFICE.

A Regent shall resign from the Board upon officially announcing candidacy for any partisan elective public office.

SECTION VIII. UNIVERSITY EMPLOYMENT.

Notwithstanding any other provision of this policy, a Regent shall not serve as a compensated University employee, except that the Regent elected to hold the seat designated for a student may engage in student employment at the University.

SECTION IX. ANNUAL REVIEW OF POLICY.

At the beginning of each fiscal year, the Board, with the assistance of the general counsel, shall publicly review the requirements and procedures of this policy.



UNIVERSITY OF MINNESOTA

BOARD OF REGENTS POLICY

Page 4 of 4

Board Operations

CODE OF ETHICS FOR MEMBERS OF THE BOARD OF REGENTS

Adopted: February 9, 1996

Amended: May 12, 2006; February 10, 2012

Supersedes: (see end of policy)

SUPERSEDES: Code of Ethics for Members of the Board of Regents dated October 12, 1973.



UNIVERSITY OF MINNESOTA BOARD OF REGENTS

Board of Regents

June 14, 2013

Agenda Item: President's Recommended Six-Year Capital Improvement Plan

review review/action action discussion

Presenters: President Eric W. Kaler
Vice President Pamela Wheelock
Vice President/CFO Richard Pfutzenreuter

Purpose:

policy background/context oversight strategic positioning

The Board-approved Six-Year Capital Improvement Plan ("Plan") sets priorities and direction for continued academic and capital planning efforts.

Outline of Key Points/Policy Issues:

The President's recommended Six-Year Capital Improvement Plan includes major capital improvements planned for fiscal years 2014 through 2019. The Plan includes projects to be funded with state capital support as well as projects funded by the University through a combination of University debt obligations, local unit resources, fundraising, and public/private partnerships. The plan provides an overview for annual state capital requests for 2013 through 2019, University-funded projects, as well as several projects that are under consideration for implementation within the timeframe of the Plan, but that require more definition.

The Plan aligns capital planning with strategic academic and financial planning. Specific capital projects listed for each year are defined by academic units' core priorities and strategic goals as articulated in the academic compact process, as well as facility conditions. The capital projects proposed by academic units have been evaluated in terms of long standing academic criteria, including:

- Centrality to the University's mission
- Quality, productivity, and impact
- Uniqueness and comparative advantage
- Enhancement of academic synergies
- Demand and availability of resources
- Efficiency and effectiveness
- Development and leveraging of resources

Capital projects are also measured against key capital planning principles and metrics. The projects included in the Plan meet one or more of the following goals:

- Ensure student success
- Ensure research productivity and scholarly impact
- Fulfill our statewide mission
- Protect public assets and investment
- Responsibly managing the University's finances

Vice President Pfutzenreuter has reviewed the financial framework for the Plan with the Finance Committee. Vice President Wheelock has reviewed the principles and priorities with the Facilities and Operations Committee.

Background Information:

Board of Regents Policy directs the administration to conduct capital planning with a “six-year time horizon, updated annually.” This annual capital planning process is completed in two parts, defined below.

This longer-term Capital Improvement Plan is based on academic priorities and establishes the institutions' capital planning for six years into the future. This Plan will become the basis for continued capital and financial planning.

The annual Capital Budget for the FY 2014 includes projects with completed predesigns and financing plans are approved to proceed with design and construction. It was presented to the Board for review in May.

President's Recommendation for Action:

The President recommends that the Board approve the University of Minnesota Six-Year Capital Improvement Plan for Fiscal Years 2014–2019.

Overview

The *2012 Six-Year Capital Plan* for the University of Minnesota establishes the next three University capital requests to be submitted to the State for consideration; sets priorities and direction for continued capital project and academic planning efforts; identifies the impact of additional University debt; assigns responsibility for capital fundraising; and forecasts additional building operational costs. The plan is updated on an annual basis, and approved by the Board of Regents.

The President's recommended *2013 Six-Year Capital Plan* includes:

- Current state capital request for 2013
- Future state capital requests for 2014 through 2019
- Projects proposed to be financed with University resources during the period FY2014 through FY2019

Capital Planning Principles & Metrics

Planning Process

Capital planning at the University of Minnesota begins with the academic compact process. In the spring of each year Vice Presidents, Chancellors, and Deans are asked to identify their most important program priorities and the facility improvements necessary to support those programs. Through the compact process, academic leadership establishes the priorities for each college and campus. Facilities Management simultaneously evaluates the current condition of the buildings and infrastructure that support all academic programs. The capital planning process merges the academic priorities, available financial resources, facility needs, and facility conditions into specific project proposals.

Academic Directives

Academic units have defined their strategic goals and core priorities through an annual planning effort (the compact process) designed to align University capital budgeting with academic strategic positioning goals and objectives. In the compact process, each academic unit relates their own objectives to University-wide priorities and goals. The academic review criteria can be summarized as follows:

- Centrality to the University's mission
- Quality, productivity, and impact
- Uniqueness and comparative advantage
- Enhancement of academic synergies
- Demand and availability of resources
- Efficiency and effectiveness
- Development and leveraging of resources

Although many projects have both academic and organizational value, projects that demonstrated both a programmatic urgency and development readiness were advanced in this six-year timeframe. Other factors analyzed before projects were placed in the capital plan include:

- *Projected size of future bonding bills* – The University reviews state economic forecasts, Department of Finance reports and directives, past trends, and budget instruction documents to estimate the likely University share of future legislative capital appropriations.
- *Debt and operating cost impact* – The University has a limited capacity to absorb additional debt and operating costs from new capital projects.
- *Private fundraising capacity* – The University reviews its capacity to fundraise for capital projects in total and for specific projects.
- *Timing and sequencing of projects* – Many capital projects depend upon other capital project “dominoes.” For example, Pillsbury Hall, a future home for English, cannot be renovated until Earth Sciences is moved out of the building and into a renovated Tate Lab, which in turn has had to wait until Physics & Nanotechnology is completed and occupied in early 2014.
- *Impact on academic programs (both research and instructional)* – The University manages the level of disruption that can be absorbed while still maintaining the operation of its research and teaching. Because the University does not close, renovations require “swing space” for programs to continue to operate and the institution needs to maintain a level of functional classrooms.
- *Health, safety, and regulatory requirements* – The University needs to maintain the health and safety of all its students, faculty, and staff, regardless of the program. These issues require some projects to be included in the capital plan.

The resulting plan, shown in tabular form on *Attachment 2*, advances the University’s highest capital priorities while retaining flexibility in support of emerging strategic initiatives. In the case of the Six-Year Capital Plan, it is important to note that many of the investments in later years are targeted to programs with academic strategic value. Specific programmatic details remain to be determined as the project is developed.

The capital improvement plan is built around four primary stages of project development, including a) Proposal/Project Definition; b) Planning and Feasibility; c) Resource Acquisition; and d) Implementation (Design and Construction). Projects included in the Six-Year Capital Plan are eligible to begin Predesign, an exploratory process rooted in design and cost estimating that results in physical solutions to space and facility problems. Projects in the Six-Year Capital Plan that require legislative funding are submitted to the Minnesota Legislature on a biennial basis. Projects are eligible to begin fundraising once the predesign process is substantially complete.

Fully funded projects with signed predesign documents are approved by the Board of Regents in the Annual Capital Improvement Budget. Approved projects are then implemented by Capital Planning and Project Management with other key partners such as Facilities Management.

Project Costs

Project costs included in the *Six-Year Capital Plan* are order-of-magnitude estimates only because programming and predesign studies for each project have not been completed. Projections are based on square foot costs recently experienced with comparable building and space types at the University, applied to the estimated square footage of each project. Also, no cost escalation for inflation has been included for any year because of the uncertainty of construction inflation. When programming is

completed and predesign studies are prepared for projects at the appropriate time, based on their position within the *Six-Year Plan*, more accurate cost figures will be inserted into the plan when it is updated annually.

Areas of Focus for the 2013 Six-Year Plan

In alignment with the established capital planning principles, the Platform of Excellence defines themes for the *2013 Six-Year Plan*. Capital projects are balanced across these themes as a strategy to advance the University's efforts across a broad spectrum. The discussion following defines each of the Platform's themes by their refining criteria as well as the set of metrics used to assess the relative priority of the projects.

Research and Discovery

This theme encompasses continuing investments in the research, clinical care, and teaching expertise of the broader institution. Capital projects supporting research initiatives to leverage expertise, foster public private partnership, and contribute to economic growth are another component. Strengthening industry partnerships and a culture of innovation are final objectives of this theme.

Criteria that advance the research and discovery theme are based on the extent to which projects promote economically self-sustaining research and advance an academically vibrant scholarly climate. A third criteria is the ability to foster successful interdisciplinary work

Projects associated with this theme are assessed within the Six-Year Plan process based on a) extending research infrastructure rather than initiating new; b) establishment of nationally comparable and competitive research environments; and c) success in winning competitive research grants.

Teaching and Learning

The Teaching and Learning theme is intended to combine up-to-date, engaging teaching pedagogy with a high-touch and high-tech learning experience that attracts diverse, qualified students and faculty, with impacts on University culture and business strategy.

Criteria that advance the teaching and learning theme are based on the extent to which a capital project maximizes the student's academic experience, creates optimal student outcomes, and improves pedagogy among instructors and faculty.

Projects associated with this theme are assessed within the Six-Year Capital Plan process based on a) improved e-learning; b) establishment of nationally comparable and competitive learning environment; and c) improved recruitment and retention of students and top-notch faculty.

Stewardship - Funding and ROI

This theme supports University-wide efforts to advance operational excellence, create a renewed partnership with the state to minimize tuition increases, and maximize the public's return on investment.

Criteria that advance the stewardship and ROI theme are based on the extent to which a capital project uses facilities efficiently, operates cost-effective facilities, and produces multi-functional and shared facilities.

Projects associated with this theme are assessed within the Six-Year Capital Plan process based on a) extended occupancy of spaces, a greater population of multi-use spaces, and an overall reduction in use of space; b) reduced operating costs; and c) improvements in physical condition of buildings as rated in the facility inventory.

Reputation/Brand/Impact

This theme advances our efforts at championing our university, competing globally, and participating in relevant, vital public engagement and advocacy to solve our communities' most vexing problems.

Criteria that advance the reputation/brand/impact theme are identified based on the ability to engage in effective outreach; improved recognition and affiliation with University; and community-building at the campus and system-wide level

Projects are assessed within the Six-Year Capital Plan process under this theme based on a) participation in mission-specific (teaching and research) community activities; b) improved patient care experience (associated with health care services); and c) attendance at cultural and fan events.

2013 Project Descriptions

2013 State Capital Request

- The 2013 state capital request was approved by the Board of Regents in October 2012 and advanced to the Legislature for consideration. There were no higher education projects in the bonding bill approved in the 2013 session. A reallocation of projects has been incorporated into the Six-Year Plan. Some projects, such as Eddy Hall Renovation, will be shifted to other sources of funding due to their repeated lack of advancement as State-funded projects and the prospect of using other funding sources, such as Higher Education Asset Preservation and Replacement (HEAPR) funds to complete the work.

2014 Project Descriptions

Projects are at the resource acquisition stage of capital planning. They have an approved pre-design document and have been approved to actively seek funds.

2014 State Funded Projects

- *Higher Education Asset Preservation and Replacement (HEAPR)*, \$100 million – This request is for funds used system-wide to maximize and extend the life of the University's existing physical plant. Individual projects will fall into one of four broad categories – Health and Safety, Building Systems, Energy Efficiency, and Utility Infrastructure. The system-wide HEAPR advisory committee makes recommendations on individual projects to the Vice President for University Services using data from the Facility Condition Assessment and Building Code Deficiency Report. HEAPR funds do not require a one-third University funding match.
- *Tate Lab of Physics Rehabilitation*, \$85 million – This project will renovate the existing 200,000 square foot Tate Laboratory of Physics building after the Physics and Nanotechnology Building, funded in 2011, is completed. Upon its completion, Tate will be the new home for the Department of Earth Sciences (allowing for its move out of Pillsbury Hall which is not suited for scientific research labs) as well as updated science classrooms and the non-laboratory portions of the School of Physics and Astronomy.
- *St. Paul Campus Research Labs: Phase I*, \$45 million – This project will result in a new lab building for microbiology research in CBS, CFANS, and CVS. These upgrades will allow for the decommissioning of other obsolete research labs on the St. Paul campus.

- *Crookston Campus Wellness Center*, \$15 million – This request is for funds to design, renovate, and expand the existing campus wellness/recreation center at the Crookston campus. The current facility can no longer support the activities of students, athletes, and the Crookston community as a shared use facility. The purpose of the expansion is to support the academic mission of the University by providing a supportive facility that enriches campus life and fosters a sense of social integration and commitment to the campus. The project is anticipated to renovate existing space and provide newly constructed facilities. As a focal point for student and staff activity on campus, the center will provide a place to teach and learn behaviors that are conducive to a healthy lifestyle. Healthy lifestyle choices built on the seven dimensions of wellness will be the common thread of programming and services offered by the Center. In the early phases of project design, the project is also considering integrating an admissions/welcome center function, which would take advantage of proximity to the main entrance to receive prospective students and their families.
- *UMD Academic Priority*, \$35 million – Over the last ten years classroom demand has increased, constraining growth and affecting students learning experience. The purpose of this project is to create learning environments that support continued enrollment growth and student recruitment on the Duluth campus. UMD leadership is developing a coordinated strategy to expand capacity so that successful programs strongly related to the campus brand may continue to grow. This project will respond to the campus’ academic priorities in alignment with the goal of improving the learning experience and reinforcing the value of the campus brand.
- *Systemwide: Research Laboratory Improvement Fund*, \$18 million – This request is for funds to improve existing research facilities systemwide. Updated research facilities are critical to continuing the University’s strong record of research discoveries. Funding will be used to replace the University’s existing Bee research facility in the College of Food, Agricultural, and Natural Resource Sciences (CFANS), replace obsolete greenhouses in the College of Biological Sciences (CBS), and support continued improvements to the Aquatic Invasive Species research center. The remaining funds will be used system-wide for targeted, strategic investments in research laboratory space that will provide the margin-of-excellence that is needed to attract and retain top researchers or to obtain competitively awarded sponsored research grants.

2014 University Funded Projects

- These projects are listed in the proposed FY 2014 Annual Capital Budget. This document is included in the Regents June 2013 docket materials for action.

2015 Project Descriptions

Projects are identified at the Planning and Feasibility phase of development. They have been determined to be an institutional priority and have been approved to begin pre-design activities. Financial feasibility, including the completion of a fundraising feasibility study with the University of Minnesota Foundation, is assessed at this stage.

2015 State Funded Projects

- *Higher Education Asset Preservation and Replacement (HEAPR)*, \$45 million – See description in the 2014 Capital Request section.

- *Veterinary Isolation Labs*, \$24 million – The need to improve the existing isolation and holding facility for larger animals has been discussed in the college’s compact reviews for several years. The present day facility was built in 1958 and is essential for researchers requiring bio containment for larger animals. Current conditions restrict full use and preclude grant awards due to the lack of reliability of the facility. This facility is integral to maintaining the institution’s capacity to provide appropriate facilities for continued research in emerging and infectious disease.
- *Systemwide: Active Learning Classroom Fund*, \$12 million – This request is for funds to be used system-wide to renovate existing classrooms. Multiple objectives will drive projects in this fund. First, conversion of traditional learning space to active learning classrooms is desired based on significantly improved learning outcomes. Second, rehabilitation of existing resources in underserved areas of the campus are needed, both to meet current demand and in anticipation of future changes such as renovation of Tate Laboratory of Physics, a location that currently houses large-scale classrooms. Third, renovation of existing learning spaces with climate conditioning systems to extend use potential in warmer seasons is an important part of making better more efficient use of campus resources.

2015 University Funded Projects

- *UMD Residence Hall Dining Center Renovation*, \$2 million – This project will update the existing residence hall dining center, replacing infrastructure systems as needed, increasing seating areas, and improving traffic flow. The intention is to be able to operate the space independently from the serving area and make it a hub for student and campus activity on campus.
- *Biological Sciences Active Learning Classrooms*, \$2 million – This project will combine strategies of converting existing classroom space and building out new locations to create active learning classrooms for laboratory based Biological Sciences coursework.
- *West Bank Wellness and Recreational Center*, \$17 million – This project was included in the combined capital funds program to improve student recreational space across the Twin Cities campus. A new West Bank facility would create approximately a 40,000 square foot building with group exercise rooms, indoor tracks, and multi-activity gyms.
- *Space Utilization Program*, \$2.5 million – This project will support a variety of efforts directed at reducing the University’s facility costs. Near term efforts are focused on implementing pilot projects to match work styles, technology and organizational structure with an overall reduction in space that better suits work methods.

2016 Project Descriptions

Projects are identified at the Planning and Feasibility phase of development. They have been determined to be an institutional priority and have been approved to begin pre-design activities. Financial feasibility, including the completion of a fundraising feasibility study with the University of Minnesota Foundation, is assessed at this stage.

2016 State Funded Projects

- *Higher Education Asset Preservation and Replacement (HEAPR)*, \$70 million – See description in the 2014 Capital Request section.
- *Health Sciences Repurposing*, \$65 million – This project will renovate office, clinic, and lab space in the Phillips Wangensteen Building that will be vacated by groups that will relocate to the Ambulatory Care Clinic and research buildings in the Biomedical Discovery District. The renovated spaces will be a mixture of office, classroom, and laboratory space and will allow the Academic Health Center to undertake a multi-phased process of consolidating space assignments and decommissioning obsolete facilities.
- *St. Paul Campus Research Labs: Phase 2*, \$40 million – This phase of investment will focus on renovation of multiple buildings and decommissioning of some obsolete buildings. Renovation of space will be structured to achieve collegiate goals of synergy among researchers and achieve space utilization goals to match the right space to the needs of the users. It is anticipated that the Biosystems and Agricultural Engineering Building and adjacent Fisheries Laboratory, Kaufert Laboratory, and the Biosciences Center will be candidates for wholesale renovation that will be shared among researchers in the College of Food, Agricultural, and Natural Resource Sciences (CFANS), College of Biological Sciences (CBS), and College of Veterinary Medicine (CVM). This could lead to the eventual demolition of at least one and possibly two candidate buildings, pending further analysis.

2016 University Funded Projects

- *Bolstad Golf Course Renovation*, \$7.5 million – This project consists of a reinvestment of the existing Golf Course, clubhouse, and the construction of a new maintenance/storage facility. Renovation feasibility indicated that project could be successful at this target cost. The course could support academic research from the College of Food, Agricultural, and Natural Resource Sciences and partner with industry. Wide support from alumni and the broader University community indicate substantial interest in redeveloping the facility into a resource providing research, wellness, and community building opportunities for University faculty, staff, and students.

2017 Project Descriptions

Projects are identified at the Planning and Feasibility phase of development. They have been determined to be an institutional priority and have been approved to begin predesign activities. Financial feasibility, including the completion of a fundraising feasibility study with the University of Minnesota Foundation, is assessed at this stage.

2017 State Funded Projects

- *Higher Education Asset Preservation and Replacement (HEAPR)* – See description in the 2014 Capital Request section.
- *Libraries and Collections Phase 1*, \$15 million – This project will develop new environmentally-controlled space to house library materials and other research-related collections (e.g. seeds.) This type of space will facilitate collection management/preservation and storage, while

maintaining access to critical resources. Strategies to improve collection management and storage will allow changes in the use of existing library and other storage space.

- *Pillsbury Hall*, \$27 million – This project will renovate historic Pillsbury Hall for use by the Department of English after the Department of Earth Sciences moves to Tate Laboratory.

2017 University Funded Projects

- *Space Utilization Program*, \$2.5 million – See description above in 2015 University Funded Projects.

2018 Project Descriptions

These projects are in the Proposal phase of readiness. Projects in this stage represent preliminary conceptual ideas regarding program need and related capital requirements. Local units normally identify these ideas as part of the compact process. Projects do not have permission to begin predesign or fundraising without administrative approval from the Capital Oversight Group.

2018 State Funded Projects

- *Higher Education Asset Preservation and Replacement (HEAPR)*, \$70 million – See description in the 2014 Capital Request section.
- *UMR Academic Priority*, \$55 million – The project will create academic space tailored for learning for the growing UMR student community. Current UMR lease holdings are adequate to support enrollment of four classes of 250 students per year. Master plan projections indicate this target is expected to be reached by 2019; which prompts the need for advance planning to create dedicated permanent academic space to meet that timeline. Land assembly for UMR's academic investment continues, and current enrollment trends suggest this target will be reached as anticipated. The need for this facility is based on the past four years of experience. UMR has learned that student success for 18-22 year old students in a rigorous technology-enhanced curriculum is dependent on their experience of the supportive structure formed by the campus community. The campus community needs a "gathering place" designed to support their interactions and work. Space designed to specifically enrich this interactivity will advance curricular, pedagogical, and integrated student success models and thus enhance student learning and development. The proposed building will include space to support active, collaborative, and adaptive learning environments, space for student laboratories, space for faculty/student interaction, space that supports highly interconnected and ubiquitous technologies, and space that is open and adaptable.
- *Elliot Hall and ICD Replacement*, \$80 million – This project will replace the functionally obsolete Elliott Hall and Institute of Child Development (ICD) as a new combined center for psychology and child development. The Department of Psychology is one of the highest ranked graduate programs at the University of Minnesota and Psychology is the largest generator of external funding within the College of Liberal Arts (CLA). Improved opportunities for collaboration will support increased multi-disciplinary proposals. The proximity of related programs such as Speech-Language-Hearing Sciences, Linguistics, Educational Psychology, and the Center for Cognitive Sciences make the prospect of a "behavioral sciences district" and interdisciplinary work a key driver in support of the Psychology Department in CLA and the Institute of Child Development in the College of Education and Human Development.

2018 University Funded Projects

- None identified at this time

2019 Project Descriptions

These projects are in the Proposal phase of readiness. Projects in this stage represent preliminary conceptual ideas regarding program need and related capital requirements. Local units normally identify these ideas as part of the compact process. Projects do not have permission to begin predesign or fundraising without administrative approval from the Capital Oversight Group.

2019 State Funded Projects

- *Higher Education Asset Preservation and Replacement (HEAPR)*, \$45 million – See description in the 2014 Capital Request section.
- *Libraries and Collections, Phase 2*, \$45 million – This project will renovate the existing Wilson Library into a space that will engage faculty and students and become a destination for scholarly activity. The reconfiguration of Wilson Library will support contemporary learning and scholarship with services focused on enabling new discovery, interaction with digital media and tools, and building community engagement. The renovation will reposition the facility to be user-centric and create exploratory, learning focused spaces while integrating technology into the fabric of the building

2019 University Funded Projects

- None identified at this time

Projects Under Consideration

Included in Attachment 2, page 5 is a list of other projects under consideration. These were identified through the Six-Year Capital Planning process as key investments based on collegiate and academic priorities. Most of these projects are unlikely to be part of a state capital request. Some of the projects identified on the list are not sufficiently developed in terms of their programmatic needs and the strategic value of their investment, but are expected to further refine their planning over the near term (one year interval). Some of the unresolved issues may include project scope, location and a financing plan, contingent on the source of funding.

The list of ‘Other Projects Under Consideration’ gives an indication of the potential next tier of capital projects, while allowing some flexibility to respond to changing trends as well as emerging academic priorities.

- UMC Utility Infrastructure
- UMD Kirby Student Center Expansion
- UMTC Academic Health Center Interprofessional Education Center
- UMTC Bell Museum and Planetarium

- UMTC Eddy Hall Renovation
- UMTC College of Veterinary Medicine Equine Center Expansion
- UMTC Housing and Residential Life Superblock Dining Replacement
- UMTC Washington Avenue East Bridgehead Plaza
- UMTC Athletics Facilities Phase 1

UNIVERSITY OF MINNESOTA

Six Year Capital Plan

Attachment 2

Six Year Plan Project Report

UNIVERSITY OF MINNESOTA

Six Year Plan

2015

Stage: Planning & Feasibility

State Funded Projects

Location	Project	Total	State Funds	University Funds
Systemwide	HEAPR	\$45,000	\$45,000	\$0
UMTC	Veterinary Isolation Laboratory Replacement	\$24,000	\$16,000	\$8,000
Systemwide	Active Learning Classroom Fund	\$15,000	\$10,000	\$5,000
		\$84,000	\$71,000	\$13,000

University Funded Projects

Location	Project	Total	State Funds	University Funds
UMD	Residence Hall Dining Center Renovation	\$2,000	\$0	\$2,000
UMTC	Biological Sciences Active Learning Classrooms	\$2,000	\$0	\$2,000
UMTC	Recreational Sports: West Bank Rec Center	\$17,000	\$0	\$17,000
UMTC	Space Utilization Program	\$2,500	\$0	\$2,500
		\$23,500	\$0	\$23,500

FY Total: \$107,500 \$71,000 \$36,500

Running Total: \$406,500 \$303,700 \$102,800

UNIVERSITY OF MINNESOTA

Six Year Plan

2016

Stage: **Planning & Feasibility**

State Funded Projects

Location	Project	Total	State Funds	University Funds
Systemwide	HEAPR	\$70,000	\$70,000	\$0
UMTC	Health Science Facility Repurposing	\$65,000	\$43,300	\$21,700
UMTC	St. Paul Laboratory Building Replacement - Phase II	\$40,000	\$26,700	\$13,300
Systemwide	TBD - Pending Outcome of Previous Requests	\$35,000	\$23,300	\$11,700
		\$210,000	\$163,300	\$46,700

University Funded Projects

Location	Project	Total	State Funds	University Funds
UMTC	Bolstad Golf Course Renovation	\$7,500	\$0	\$7,500
		\$7,500	\$0	\$7,500
	FY Total:	\$217,500	\$163,300	\$54,200
	Running Total:	\$624,000	\$467,000	\$157,000

UNIVERSITY OF MINNESOTA

Six Year Plan

2017

Stage: Proposal

State Funded Projects

Location	Project	Total	State Funds	University Funds
Systemwide	HEAPR	\$45,000	\$45,000	\$0
UMTC	Libraries & Collections - Phase I	\$15,000	\$10,000	\$5,000
UMTC	Pillsbury Hall Renovation	\$27,000	\$18,000	\$9,000
		\$87,000	\$73,000	\$14,000

University Funded Projects

Location	Project	Total	State Funds	University Funds
UMTC	Space Utilization Program	\$2,500	\$0	\$2,500
		\$2,500	\$0	\$2,500
	FY Total:	\$89,500	\$73,000	\$16,500
	Running Total:	\$713,500	\$540,000	\$173,500

UNIVERSITY OF MINNESOTA

Six Year Plan

2019

Stage: Proposal

State Funded Projects

Location	Project	Total	State Funds	University Funds
Systemwide	HEAPR	\$45,000	\$45,000	\$0
Systemwide	Libraries & Collections - Phase II	\$45,000	\$30,000	\$15,000
		\$90,000	\$75,000	\$15,000
	FY Total:	\$90,000	\$75,000	\$15,000
	Running Total:	\$1,008,500	\$775,000	\$233,500

UNIVERSITY OF MINNESOTA

Six Year Plan

Under Consideration / Evaluation

Stage: **Proposal**

University Funded Projects

Location	Project	Total	State Funds	University Funds
UMC	Utility Infrastructure	\$0	\$0	\$0
UMD	Student Life Priority Project	\$0	\$0	\$0
UMTC	AHC Interprofessional Education Center	\$0	\$0	\$0
UMTC	Athletics Facilities Phase 1 Projects	\$0	\$0	\$0
UMTC	Bell Museum of Natural History	\$0	\$0	\$0
UMTC	Eddy Hall	\$0	\$0	\$0
UMTC	Equine Center Expansion	\$0	\$0	\$0
UMTC	Superblock Dining Replacement	\$0	\$0	\$0
UMTC	Washington Ave East Bridgehead Plaza	\$0	\$0	\$0
		\$0	\$0	\$0

FY Total:

\$0 \$0 \$0

Running Total:

\$1,008,500 \$775,000 \$233,500

UNIVERSITY OF MINNESOTA

Six Year Plan

Definitions

Proposal: Projects in this stage represent preliminary conceptual ideas regarding program need and related capital requirements. Local units normally identify these ideas as part of the compact process. Projects do not have permission to begin pre-design or fundraising without administrative approval from the Capital Oversight Group.

Planning and Feasibility: Projects in this stage have been determined to be an institutional priority and have been approved to begin pre-design activities. Financial feasibility, including the completion of a fundraising feasibility study with the University of Minnesota Foundation, is assessed at this stage.

Resource Acquisition: Projects in this stage have an approved pre-design document and have been approved to actively seek funds.



REGENTS OF THE UNIVERSITY OF MINNESOTA

RESOLUTION RELATED TO

THE PRESIDENT'S SIX-YEAR CAPITAL IMPROVEMENT PLAN

WHEREAS, preserving the University campuses through stewardship of public investments that have been made over 150 years is a commitment the Board has made to the State; and

WHEREAS, advancing key academic priorities is critical for the University to achieve and maintain excellence; and

WHEREAS, continuing investment in research infrastructure is essential for the future competitiveness of the University and the State of Minnesota; and

WHEREAS, enhancing the student experience for both undergraduate education and graduate and professional education is required as the core of its mission in order to generate and disseminate knowledge; and

WHEREAS, improving outreach and engagement is necessary in order to transform State communities, fuel the State economy, address State social issues, and improve the State's health; and

WHEREAS, the administration has developed a capital-planning framework designed to focus its capital planning efforts toward projects that support the University's institutional priorities within a financial strategy that is responsible.

NOW, THEREFORE, BE IT RESOLVED that the Board of Regents approves the President's Six-Year Capital Improvement Plan in order to create and maintain facilities that serve as tools in accomplishing the University's education, research and outreach objectives.



**UNIVERSITY OF MINNESOTA
BOARD OF REGENTS**

Board of Regents

June 14, 2013

Agenda Item: President's Recommended FY2014 Annual Capital Improvement Budget

review review/action action discussion

Presenters: President Eric W. Kaler
Vice President Pamela Wheelock
Vice President/CFO Richard Pfitzenreuter

Purpose:

policy background/context oversight strategic positioning

The University adopts an Annual Capital Improvement Budget, which authorizes projects to begin design and construction during the upcoming fiscal year.

Outline of Key Points/Policy Issues:

The 2014 Annual Capital Improvement Budget authorizes projects totaling \$110,100,000 to begin design or construction during the next fiscal year. It has been updated to reflect the outcome of the 2013 legislative session.

The Annual Capital Budget is reflective of the planning priorities established by the Six-Year Capital Improvement Plan approved by the Board of Regents annually.

Background Information:

The University requires that all capital projects spending more than \$500,000 on either design or construction be included in the Annual Capital Improvement budget. In order to be included the project must be approved by the respective Vice President or Chancellor, have completed an appropriated level of planning (typically a predesign), have all the required funding identified, and be ready to proceed if approved by the Board of Regents. These requirements lead to better projects, but also exclude from the budget some important projects still in development. As these projects meet the Board's criteria, they will be presented as Capital Budget Amendments.

President's Recommendation for Action:

The President recommends approval of the 2014 University Capital Improvement Budget and reaffirmation of its prior year capital expenditure authorization.

Project Funding Report

UNIVERSITY OF MINNESOTA

Funding Report

Academic Affairs

File	Facility	Project Title	Total	Local Funds	Grants / Gifts	University Funds	Self Support	State Debt	Univ. Debt	Comments
<i>College of Food, Ag and Natural Resource Sciences</i>										
3163	Engineering and Fisheries	Construct New Well	\$685	\$685	\$0	\$0	\$0	\$0	\$0	
<i>College of Science & Engineering</i>										
3115	Physics/Nano Bldg	Lab Build Out	\$854	\$854	\$0	\$0	\$0	\$0	\$0	Amendment
3114	Amundson Hall	Gore Annex Lab Build Out	\$2,100	\$2,100	\$0	\$0	\$0	\$0	\$0	Amendment
<i>Student Affairs</i>										
3104	Coffey Hall	Boynton Health Center Remodel	\$559	\$559	\$0	\$0	\$0	\$0	\$0	
3135	Boynton Health Service	4th Floor Remodel	\$750	\$750	\$0	\$0	\$0	\$0	\$0	
3118	Coffman Union	Second Floor Renovation	\$2,500	\$0	\$0	\$0	\$2,500	\$0	\$0	
<i>Undergraduate Education</i>										
3150	Northrop	Renovation - Phase II	\$2,373	\$371	\$0	\$237	\$0	\$0	\$1,765	Amendment
			\$9,821	\$5,319	\$0	\$237	\$2,500	\$0	\$1,765	

UNIVERSITY OF MINNESOTA

Funding Report

File	Facility	Project Title	Total	Local Funds	Grants / Gifts	University			Univ. Debt	Comments
						Funds	Self Support	State Debt		
<i>AHC Shared Units</i>										
3161	New Facility	Ambulatory Care Clinic	\$22,500	\$0	\$0	\$0	\$0	\$0	\$22,500	Amendment
3132	New Facility	Microbiology Building	\$11,000	\$0	\$0	\$0	\$0	\$0	\$11,000	Amendment - BDD fund balance
<i>College of Veterinary Medicine</i>										
3119	Raptor Center	Mews Replacement	\$1,500	\$500	\$1,000	\$0	\$0	\$0	\$0	
3123	Vet Med South	Surgery and Clinical Skills Lab	\$1,000	\$1,000	\$0	\$0	\$0	\$0	\$0	
3120	Animal Science	Active Learning Classroom	\$1,000	\$1,000	\$0	\$0	\$0	\$0	\$0	
<i>Medical School</i>										
3124	Variety Club Rsch Ctr	First Floor Remodel	\$3,300	\$3,300	\$0	\$0	\$0	\$0	\$0	
				\$40,300	\$5,800	\$1,000	\$0	\$0	\$33,500	

UNIVERSITY OF MINNESOTA

Funding Report

Intercollegiate Athletics

File	Facility	Project Title	Total	Local Funds	Grants / Gifts	University Funds	Self Support	State Debt	Univ. Debt	Comments
3155	TC Campus	R&R - Twin Cities	\$1,500	\$0	\$0	\$0	\$1,500	\$0	\$0	
3110	TCF Bank Stadium	MN Vikings projects	\$6,641	\$0	\$6,641	\$0	\$0	\$0	\$0	
			\$8,141	\$0	\$6,641	\$0	\$1,500	\$0	\$0	

Athletics

UNIVERSITY OF MINNESOTA

Funding Report

Crookston Campus

File	Facility	Project Title	Total	Local Funds	Grants / Gifts	University Funds	Self Support	State Debt	Univ. Debt	Comments
3148	Crookston Campus	R&R - UMC Campus	\$490	\$350	\$0	\$140	\$0	\$0	\$0	
			\$490	\$350	\$0	\$140	\$0	\$0	\$0	

Facilities Management

UNIVERSITY OF MINNESOTA

Funding Report

Duluth Campus

File	Facility	Project Title	Total	Local Funds	Grants / Gifts	University Funds	Self Support	State Debt	Univ. Debt	Comments
<i>Auxiliary Services</i>										
3144	UMD Campus	R&R - UMD Campus	\$2,500	\$0	\$0	\$0	\$2,500	\$0	\$0	
<i>Facilities Management</i>										
3145	UMD Campus	R&R - UMD Campus	\$3,000	\$1,885	\$0	\$1,115	\$0	\$0	\$0	
3146	Stadium Apartments	Building Demolition	\$3,300	\$0	\$0	\$3,300	\$0	\$0	\$0	
3147	Utility Bldg	Additional Chiller	\$500	\$500	\$0	\$0	\$0	\$0	\$0	Amendment
3158	Glensheen Estate	Water Damage repair and Cleanup	\$3,700	\$0	\$3,500	\$200	\$0	\$0	\$0	Insurance Project
			\$13,000	\$2,385	\$3,500	\$4,615	\$2,500	\$0	\$0	

79

UNIVERSITY OF MINNESOTA

Funding Report

Morris Campus

File	Facility	Project Title	Total	Local Funds	Grants / Gifts	University Funds	Self Support	State Debt	Univ. Debt	Comments
<i>Facilities Management</i>										
3149	Morris Campus	R&R - UMM Campus	\$865	\$750	\$0	\$115	\$0	\$0	\$0	
			\$865	\$750	\$0	\$115	\$0	\$0	\$0	

UNIVERSITY OF MINNESOTA

Funding Report

<i>University Services</i>		University								
File	Facility	Project Title	Total	Local Funds	Grants / Gifts	Funds	Self Support	State Debt	Univ. Debt	Comments
<i>Auxiliary Services</i>										
3162	University Stores North	Loading Dock Expansion	\$500	\$0	\$0	\$0	\$500	\$0	\$0	
<i>Capital Planning and Project Management</i>										
3138	Donhowe	Work+	\$800	\$550	\$0	\$250	\$0	\$0	\$0	
<i>Facilities Management</i>										
3142	TC Campus	R&R - Twin Cities	\$7,200	\$1,000	\$0	\$6,200	\$0	\$0	\$0	
3143	TC Campus	R&R - Utility Infrastructure	\$9,150	\$0	\$0	\$0	\$9,150	\$0	\$0	
3154	TC Campus	R&R - Energy Conservation	\$2,900	\$0	\$0	\$2,000	\$900	\$0	\$0	
3137	New Facility	Landcare Sand & Salt Storage Bldg	\$998	\$998	\$0	\$0	\$0	\$0	\$0	
<i>Housing & Residential Life</i>										
3127	TC Campus	R&R - Housing & Residential Life	\$9,575	\$0	\$0	\$0	\$9,575	\$0	\$0	
<i>Parking & Transportation Services</i>										
3130	TC Campus	Ramp/Garage Lighting Upgrade	\$1,400	\$0	\$0	\$0	\$1,400	\$0	\$0	
3157	TC Campus	Transportation Infrastructure	\$2,160	\$0	\$0	\$0	\$2,160	\$0	\$0	
3131	TC Campus	R&R - Parking	\$1,825	\$0	\$0	\$0	\$1,825	\$0	\$0	
<i>University Dining Services</i>										
3129	TC Campus	R&R - Dining Services	\$975	\$0	\$0	\$0	\$975	\$0	\$0	
			\$37,483	\$2,548	\$0	\$8,450	\$26,485	\$0	\$0	

UNIVERSITY OF MINNESOTA

Funding Report

Report Summary

Total	Local Funds	Grants / Gifts	University Funds	Self Support	State Debt	Univ. Debt
\$110,100	\$17,152	\$11,141	\$13,557	\$32,985	\$0	\$35,265

Project Description Report

The following project information sheets, ordered by file number, provide brief descriptions of each project.

Information sheets for Repair and Replacement (RR) projects are not included because each budget line item for these categories represent multiple projects.

UNIVERSITY OF MINNESOTA

Project Description Report

3110 MN Vikings projects

Vice President: Intercollegiate Athletics
Campus: Twin Cities
Facility: TCF Bank Stadium
Total Cost: \$6,641

RRC: Intercollegiate Athletics
RRC Contact: Teague, N.
Project Manager: Wegner, R.

Description: This project will make improvements to TCF Bank Stadium to accommodate the Minnesota Vikings temporary use of the facility. The cost of improvements will be funded by the Minnesota Vikings as detailed in the facilities agreement.

3114 Gore Annex Lab Build Out

Vice President: Academic Affairs
Campus: Twin Cities
Facility: Amundson Hall
Total Cost: \$2,100

RRC: College of Science and Engineering
RRC Contact: Crouch, S.
Project Manager: Oelze, P.

Description: This capital budget amendment increases the funding for the Amundson Hall Gore Annex Addition by \$2,100 for a new total of \$29,700. These funds will be used to build out lab space on the 3rd floor and basement levels. In the original plan, these areas were designated as unfinished shell space.

3115 Lab Build Out

Vice President: Academic Affairs
Campus: Twin Cities
Facility: Physics/Nano Bldg
Total Cost: \$854

RRC: College of Science and Engineering
RRC Contact: Crouch, S.
Project Manager: Stringfellow, M.

Description: This capital budget amendment increases the funding of the Physics and Nanotechnology project by \$854 for a new total of \$85,242. This additional funding will complete the build out of two labs in the new Physics and Nanotechnology Building. In the original plan, these areas were designated as unfinished shell space.

UNIVERSITY OF MINNESOTA

Project Description Report

3118 Second Floor Renovation

Vice President: Academic Affairs
Campus: Twin Cities
Facility: Coffman Union
Total Cost: \$2,500

RRC: Student Affairs
RRC Contact: Rinehart, G.
Project Manager: Waganda, W.

Description: This project will remodel the 2nd floor of Coffman Memorial Union to improve existing space and to create more mixed use space to accommodate a greater number of student groups.

3119 Mews Replacement

Vice President: Health Sciences
Campus: Twin Cities
Facility: Raptor Center
Total Cost: \$1,500

RRC: College of Veterinary Medicine
RRC Contact: Ames, T.
Project Manager: Nickel, P.

85

Description: This project will replace animal housing and display spaces for educational and rehabilitation raptors. Existing wooden structures are 30 years old and are beyond repair, presenting safety and security issues for the raptors, staff, and the public visiting the outdoor educational display and programming areas.

3120 Active Learning Classroom

Vice President: Health Sciences
Campus: Twin Cities
Facility: Animal Science
Total Cost: \$1,000

RRC: College of Veterinary Medicine
RRC Contact: Ames, T.
Project Manager: Nickel, P.

Description: This project will update an existing teaching lab in the Animal Science building to an active learning classroom.

UNIVERSITY OF MINNESOTA

Project Description Report

3123 Surgery and Clinical Skills Lab

Vice President: Health Sciences
Campus: Twin Cities
Facility: Vet Med South
Total Cost: \$1,000

RRC: College of Veterinary Medicine
RRC Contact: Ames, T.
Project Manager: Nickel, P.

Description: This project will upgrade an existing Vet Med South surgical and clinical skills teaching lab. The remodel will allow the lab to accommodate larger class sizes and to replace broken/obsolete surgical tables/prep areas.

3124 First Floor Remodel

Vice President: Health Sciences
Campus: Twin Cities
Facility: Variety Club Rsch Ctr
Total Cost: \$3,300

RRC: Medical School
RRC Contact: Freidman, A.
Project Manager: Nickel, P.

Description: This project will remodel the first floor of the Variety Club Research Center (VCRC). Old research lab space will be renovated and converted into office space. This project will also include an additional \$411,000 of TC Campus Repair and Replacement funds to complete building mechanical system work outside of the requirements of the immediate project.

3130 Ramp/Garage Lighting Upgrade

Vice President: University Services
Campus: Twin Cities
Facility: TC Campus
Total Cost: \$1,400

RRC: Auxiliary Services
RRC Contact: Scheich, L.
Project Manager: Green, J

Description: This project will replace various parking facility lighting with more energy efficient options.

UNIVERSITY OF MINNESOTA

Project Description Report

3132 Microbiology Building

Vice President: Health Sciences
Campus: Twin Cities
Facility: New Facility
Total Cost: \$11,000

RRC: Multiple RRCs
RRC Contact: Freidman, A.
Project Manager: Johnson, R.

Description: This capital budget amendment increases the funding of the Microbiology building by \$11M for a new total of \$63M. An estimated \$11M of Biomedical Discovery District (BDD) funding will be unspent on the Cancer/Cardio building. This unspent BDD funding will be transferred to the Microbiology project upon completion of the Cancer/Cardio building.

3134 Boynton Health Center Remodel

Vice President: Academic Affairs
Campus: Twin Cities
Facility: Coffey Hall
Total Cost: \$559

RRC: Student Affairs
RRC Contact: Rinehart, G.
Project Manager: Waganda, W.

Description: This project will remodel existing vacant space in Coffey Hall for expansion of the Boynton Health Center due to increased demand for mental health services. This remodel of space will allow for additional exam rooms, offices, and increased reception space to alleviate privacy concerns.

87

3135 4th Floor Remodel

Vice President: Academic Affairs
Campus: Twin Cities
Facility: Boynton Health Service
Total Cost: \$750

RRC: Student Affairs
RRC Contact: Rinehart, G.
Project Manager: Mahowald, G.

Description: This project will remodel existing space in the Boynton Health building. This remodel will allow for expanded clinical space on the 4th floor of Boynton Health Center to handle increased demand for clinic services.

UNIVERSITY OF MINNESOTA

Project Description Report

3137 Landcare Sand & Salt Storage Bldg

Vice President: University Services
Campus: Twin Cities
Facility: New Facility
Total Cost: \$998

RRC: Facilities Management
RRC Contact: Berthelsen, M.
Project Manager: Nickel, P.

Description: This project will provide a new building for sand and salt storage used by University Landcare. This is needed as the current structure being used for storage will be demolished as part of the Combined Heat and Power Plant project.

3138 Work+

Vice President: University Services
Campus: Twin Cities
Facility: Donhowe
Total Cost: \$800

RRC: Capital Planning and Project Management
RRC Contact: Smith, S.
Project Manager: Ellis, I.

88

Description: This project will renovate the first floor of the Donhowe Building for the Office of Human Resources. The project will serve as a pilot for the University's Alternative Workplace Strategy Program, Work+. The project will consolidate the unit from multiple spaces and is projected to reduce overall space use for the units by approximately 30 percent.

3146 Building Demolition

Vice President: Duluth Campus
Campus: Duluth
Facility: Stadium Apartments
Total Cost: \$3,300

RRC: Facilities Management
RRC Contact: Black, L.
Project Manager: Rashid, J.

Description: This project will decommission and demolish the Stadium Apartments on the Duluth Campus. The existing apartments are located in the Tischer creek flood plain and have water infiltration and indoor air quality issues. In addition, the University code office has determined the top floor can no longer be used because of egress issues. The buildings will be demolished and they will not be replaced. The site will become green space.

UNIVERSITY OF MINNESOTA

Project Description Report

3147 Additional Chiller

Vice President: Duluth Campus
Campus: Duluth
Facility: Utility Bldg
Total Cost: \$500

RRC: Facilities Management
RRC Contact: Black, L.
Project Manager: Rashid, J.

Description: This capital budget amendment increases the funding for the UMD Utility Building by \$500K to a new total of \$4,500. The additional funds are to purchase a second chiller for the new Utility Building which is currently being designed. This additional capacity is projected to be needed in the near future by the campus and adding it during building construction will result in cost savings versus adding it post construction.

3150 Renovation - Phase II

Vice President: Academic Affairs
Campus: Twin Cities
Facility: Northrop
Total Cost: \$2,373

RRC: Undergraduate Education
RRC Contact: Mc Master, R.
Project Manager: Denny, M.

Description: This capital budget amendment increases the funding of the Northrop renovation project by \$2,373 (2.8%) for a new total of \$88,199. These additional costs address unforeseen conditions identified during the deconstruction phase, cost escalation due to a delay in start date to February 2011, and the highly complex design and construction of this project.

3157 Transportation Infrastructure

Vice President: University Services
Campus: Twin Cities
Facility: TC Campus
Total Cost: \$2,160

RRC: Auxiliary Services
RRC Contact: Scheich, L.
Project Manager: TBD

Description: This project will fund a number of transportation infrastructure projects on the Twin Cities Campus including the redesign and reconstruction of Pillsbury Drive between East River Rd and Pleasant St, the reconstruction of 8th St S.E., and work related to the Pleasant St. and Pillsbury Dr. roundabout.

UNIVERSITY OF MINNESOTA

Project Description Report

3158 Water Damage repair and Cleanup

Vice President: Duluth Campus

Campus: Duluth

Facility: Glensheen Estate

Total Cost: \$3,700

RRC: Facilities Management

RRC Contact: Black, L.

Project Manager: Ross, K.

Description: This project will make repairs to the Historic Glensheen Mansion which experienced extensive damage from the June 2012 Duluth flood. Funding for this project will come from the following sources: \$2.0M University Insurance; \$1.5M FEMA funding; and \$200K Local University funds.

3161 Ambulatory Care Clinic

Vice President: Health Sciences

Campus: Twin Cities

Facility: New Facility

Total Cost: \$22,500

RRC: AHC Shared Units

RRC Contact: Freidman, A.

Project Manager: Johnson, R.

Description: This capital budget amendment increases the funding for the Ambulatory Care Clinic by \$22.5M (15.8%) based on completed predesign. This facility will house ambulatory surgery, specialty clinics & related ancillary services.

3162 Loading Dock Expansion

Vice President: University Services

Campus: Twin Cities

Facility: University Stores North

Total Cost: \$500

RRC: Auxiliary Services

RRC Contact: Scheich, L.

Project Manager: Oelze, P.

Description: This project will add two loading dock bays to the U Stores North building to support U Market.

UNIVERSITY OF MINNESOTA

Project Description Report

3163 Construct New Well

Vice President: Academic Affairs

Campus: Twin Cities

Facility: Engineering and Fisheries

Total Cost: \$685

RRC: College of Food, Agriculture and Natural Sciences

RRC Contact: Levine, A.

Project Manager: Nickel, P.

Description: This project will construct a new well and associated piping for the Aquatic Invasive Species laboratory.

University of Minnesota
Changes Since May
Annual Capital Budget

File No.	Campus	Facility	Project Title	Change
3106	UMTC	Tate Laboratory	Building Renovation	Removed from capital budget
3113	UMTC	New Facility	St. Paul Campus Laboratory Design	Removed from capital budget
3109	UMTC	Multiple Bldgs	Active Learning Classroom Fund	Removed from capital budget
3112	UMTC	Eddy Hall	Building Renovation	Removed from capital budget
3108	Systemwide	Multiple Bldgs	Research Lab Improvement Fund	Removed from capital budget
3107	UMC	New Facility	Campus Wellness Center	Removed from capital budget
3111	Systemwide	Multiple Bldgs	HEAPR	Removed from capital budget
3158	UMD	Glensheen Estate	Water Damage Repair and Cleanup	Added to capital budget
3162	UMTC	U Stores North	Loading Dock Expansion	Added to capital budget
3110	UMTC	TCF Bank Stadium	MN Vikings projects	Added to capital budget
3124	UMTC	Variety Club Rsch Ctr	First Floor Remodel	Added to capital budget
3132	UMTC	New Facility	Microbiology Building	Increased amendment amount

May Capital Budget Total: \$ 289,774

Capital Budget Changes:

- \$ (9,000) remove Tate Laboratory
- \$ (6,000) remove St. Paul Campus Laboratory Design
- \$ (12,000) remove Active Learning Classroom Fund
- \$ (14,500) remove Eddy Hall Building Renovation
- \$ (12,000) remove Research Lab Improvement Fund
- \$ (18,000) remove UMC Campus Wellness Center
- \$ (125,000) remove HEAPR
- \$ 6,641 add MN Vikings projects for TCF Bank Stadium
- \$ 500 add U Stores North Loading Dock Expansion
- \$ 3,700 add Glensheen Estate Water Damage Repair and Cleanup
- \$ 3,300 add Variety Club Research Center 1st Floor remodel
- \$ 2,000 increase Microbiology amendment amount from \$9M to \$11M

June Capital Budget Total: \$ 109,415

University of Minnesota

Potential Additions

Annual Capital Improvement Budget

Campus	Unit	Facility	Project Title	Notes
UMD	Facilities Management	Romano Gymnasium	Gym Renovation	Pre-design and funding not complete
UMD	Intercollegiate Athletics	Malosky Stadium	Second Floor Build Out	Pre-design and funding not complete
UMTC	Auxiliary Services	Bailey Hall	Replace HVAC System	Pre-design not complete
UMTC	CFANS	Engineering and Fisheries	Lab Remodel	Pre-design and funding not complete
UMTC	CFANS	New Facility	Arboretum Bee Discovery Center	Pre-design not complete
UMTC	College of Science & Engineering	St. Anthony Falls Lab	Renovation	Funding not complete
UMTC	College of Veterinary Medicine	Vet Med South	Preventative Medicine Remodel	Pre-design not complete
UMTC	Facilities Management	Multiple Bldgs	GESP - Energy Conservation Program	Pre-design and funding not complete
UMTC	Medical School	Variety Club Research Ctr	First Floor Remodel	Pre-design not complete



REGENTS OF THE UNIVERSITY OF MINNESOTA

RESOLUTION RELATED TO

THE PRESIDENT'S RECOMMENDED FY 2014 CAPITAL IMPROVEMENT BUDGET

WHEREAS, the Board of Regents directed the administration to annually submit a capital improvement budget and a 6-year capital improvement plan; and

WHEREAS, the Board has adopted principles to guide the formulation of the capital improvement budget and 6-year capital improvement plan; and

WHEREAS, the Board recognizes the importance of sustaining and improving the University's facilities in support of teaching, research, and outreach; and

WHEREAS, the administration has developed a capital planning framework designed to focus its capital planning efforts toward projects that support the University's institutional priorities within a financial strategy that is realistic;

NOW, THEREFORE, BE IT RESOLVED, that the Board of Regents approves the FY 2014 Capital Improvement Budget and reaffirms its prior year capital expenditure authorizations.



**UNIVERSITY OF MINNESOTA
BOARD OF REGENTS**

Board of Regents

June 14, 2013

Agenda Item: President's Recommended FY 2014 Annual Operating Budget

- review review/action action discussion

Presenters: President Eric W. Kaler
Vice President/CFO Richard Pfutzenreuter

Purpose:

- policy background/context oversight strategic positioning

This agenda item presents the President's Recommended Annual Operating Budget for FY 2014 to the Board of Regents for approval.

It includes an overview of a variety of specific financial issues, including information on academic and operating investments, compensation plans, unit and institutional revenue adjustments, tuition rates, and related fees.

Outline of Key Points/Policy Issues:

The University has received an increase in state appropriation for the next two years. The table below outlines the outcome of the University's 2014-2015 biennial budget appropriations (appropriations from the Health Care Access fund and the Cigarette Tax have been excluded).

University of Minnesota
2014-2015 Biennial Appropriations (\$ in Thousands)

	<u>FY2014</u>	<u>FY2015</u>	<u>Biennium</u>
Beginning Base Level Appropriation	\$545,344	\$545,344	\$1,090,688
S.F. 1236 State Funding Level	\$576,799	\$591,099	\$1,167,898
Change from Beginning Biennial Base	\$31,455	\$45,755	\$77,210
Change from Prior Year	\$31,455	\$14,300	
% Increase from Prior Year	5.8%	2.5%	
% Increase from Base Level Funding			7.1%

Incorporating the FY 14 appropriation, the budget framework for FY 14 recommended by the President is as follows:

University of Minnesota
FY14 Budget Framework – Incremental Changes

Resources:

Increased State Appropriations	\$31,400,000
Tuition Revenue Increase	\$8,700,000
Unit Resources	\$19,700,000
Institutional Resources (nonrecurring)	<u>\$12,300,000</u>
Total Incremental Resources	\$72,100,000

Expenditures:

Compensation	\$13,200,000
Student Aid	\$2,900,000
Academic Initiatives (Recurring & One-Time)	\$43,900,000
Mission Support & Operations (Recurring & One-Time)	<u>\$11,800,000</u>
Total Incremental Expenditures	\$71,800,000

Balance \$300,000

The recommended budget for FY 14 reflects President Kaler’s priorities: A commitment to ensuring excellence in teaching, research, and outreach, and affordable education at a world-class public research university that is operated efficiently and effectively. Specific funding decisions and priorities have been made to advance the University in each of these areas as follows:

- Committing to no increase in tuition for resident undergraduates for two years
- Increasing the tuition differential between resident and non-resident undergraduate students
- Keeping graduate and professional tuition as low as possible and aligned with market conditions and peer institutions
- Capping campus/collegiate fees (no increases in this budget) and minimizing increases in student services fees, course and miscellaneous term fees, and room and board charges
- Investing in research to fuel the State of Minnesota’s economy through the Minnesota Discovery and InnoVation Economy (MnDRIVE) initiative funded by the state at \$17.8 million – specifically in the four critical interdisciplinary areas of Food Safety, Defense and Production; Neuromodulation; Robotics; and Water Quality
- Investing in a competitive compensation plan to retain and recruit world class faculty and staff through a budgeted 2.5% increase
- Investing \$22.6 million recurring in high priority, innovative and strategic academic initiatives proposed by colleges, campuses and support units
- Investing \$3 million recurring in necessary facility and support functions that maintain the infrastructure and exist to advance the teaching, research and service mission
- Implementing \$19.7 million of unit cost reductions and resource adjustments, which exceeds the goal of \$14 million per year included in the biennial budget framework, and includes the first \$10 million of administrative cost reductions toward the goal expressed in one of the legislative performance measures to “decrease administrative costs by \$15,000,000”

This budget achieves critical priorities to hold the line on tuition for Minnesota undergraduate students, to maintain excellence at the University by investing in world class talent and maintaining our infrastructure, and to reduce administrative costs. It reflects priorities endorsed by the Board of Regents when it approved the University’s biennial budget request to the state.

The resource and investment plans outlined above are included in the all-funds budget for FY 14 for Board of Regents approval. The all current funds non-sponsored budget plan for FY 14, which includes state appropriations, tuition and all other sources (such as gifts, indirect cost recovery, sales and fees, and so forth) proposes total net resources of \$3,043,685,394 and expenditures of \$2,792,170,097. The sponsored funds budget plan for FY 14 (for externally funded research grants and contracts) is an additional \$600,000,000.

Background Information:

The Board of Regents reviewed and approved the biennial budget request to the state for the 2014-2015 biennium at the meeting on October 12, 2012. Funding for the tuition relief and MnDRIVE proposals included in the final FY 14 appropriation were a part of the biennial request approved in October.

President's Recommendation for Action:

The President recommends approval of the FY 2014 Annual Operating Budget.

University of Minnesota

President's Recommended
FY14 Operating Budget

Submitted for Approval to the Board of Regents
June 14, 2013

President's Recommended FY14 Operating Budget

<u>Contents</u>	<u>Page</u>
I. Executive Summary	4
II. FY14 Budget Development – Context and Summary Framework	6
A. FY14 and FY15 State Appropriations	6
B. FY14 and FY15 Budget Framework - Incremental Changes	6
C. FY14 Budget Framework-Incremental Changes from Prior Year	7
D. FY15 Estimated Budget Challenge and Preliminary Solutions	8
III. FY14 Budget – Investment & Resource Plan Details	9
A. Summary - FY14 Investment Plans	9
B. Summary - FY14 Incremental Resources	12
1. State Appropriation	12
2. Tuition	12
3. Unit and Institutional Resources.....	17
C. Summary – Changes in Rates and Fees	19
D. Summary – Student Services Fees	21
<hr/>	
IV. All Funds Budget - Summary	21
University of Minnesota Financial Statement Forecast.....	22
FY14 Operating Budget Overview.....	23
V. All Funds Budget – Revenue Summary	25
A. Non-current Funds	25
B. Current Funds	26
Centrally Distributed and Attributed Funds	27
Self-Sustaining Funds.....	29
Sponsored Research	30
VI. All Funds Budget – Expenditures/Allocation Summary	30
VII. All Current Funds Operating Budget Resolution	31

ContentsPage**Attachments:**

1. Resource and Expenditure Budget Plan – University Fiscal Page	32
2. 2013-14 Fringe Benefit Rates by Component	33
3. Graduate and Professional Student Fringe Benefit Rate Table	34
4. University of Minnesota 2013-14 Tuition Plan: Tuition Rates	35
5. Definitions of Current Sponsored and Nonsponsored Funds	42
6. University of Minnesota 2013-14 Tuition Plan: Course Fees	44
7. University of Minnesota 2013-14 Tuition Plan: Misc. Term Fees	56
8. University of Minnesota 2013-14 Tuition Plan: Academic Fees	62
9. Student Services Fee Summary	64
10. Forecast – Consolidated Statement of Net Assets	73
11. Forecast – Statement of Revenues, Expenditures & Changes in Net Assets	74
12. Fund Forecast – Centrally Distributed and Attributed Funds	75
13. Resolution Related to the Fiscal Year 2013-14 Operating Budget	83

I. Executive Summary

The recommended FY14 operating budget detailed here reflects President Kaler's vision for the University: a commitment to an excellent and affordable undergraduate education, investing in the University's research enterprise, and reducing administrative cost. Specific budget decisions and priorities have been made to advance the University in each of these areas as follows:

- A. Access, Affordability and Academic Excellence - Holding the line on tuition and supporting increased state financial aid, while retaining a world class faculty and staff.

This budget is built on the framework the President articulated last fall when the Board of Regents approved the University's biennial budget request to the state. In part, that request sought:

- A new state investment to stabilize tuition for Minnesota resident undergraduate students for the next two academic years, and
- A targeted new state investment in University research and innovation through the MnDRIVE initiative

These priorities resonated with the Governor and lawmakers and the University received 87% of its total request, which is the first realized increase in state support in six years. This budget leverages that new state investment to achieve key goals envisioned by our request and others President Kaler has articulated, including:

- Committing to no increase in tuition for resident undergraduates for two years, a cornerstone of President Kaler's first biennial request to the State of Minnesota
- Increasing the tuition differential between resident and non-resident undergraduate students
- Keeping graduate and professional tuition as low as possible and aligned with market conditions and peer institutions
- Capping campus/collegiate fees – for the first time since the campus/collegiate fee category was established more than two decades ago, there are no increases in these fees in this budget
- Minimizing increases in student services fees (those fees that are determined by the student committee process), course fees and miscellaneous term fees. This budget limits those fee increases to reflect real increased cost and in cases where the benefits of the increased fee clearly align with student needs
 - Tuition and required fees increases for resident undergraduate students are held to a range of (-\$7) on the Crookston campus to +\$95 on the Twin Cities campus. In percentage terms for this student population, the changes are: Crookston -0.1%, Duluth +0.2%, Morris +0.3%, Twin Cities +0.7%.
- Minimizing increases to room and board costs. On the Twin Cities campus those rates will increase 3.9%, primarily as a result of higher food costs and opening the new 4th Street housing facility. However, even with that proposed increase, these costs on that campus will be among the lowest in the Big Ten.

In addition to funding a resident undergraduate tuition freeze, the state made a significant new investment in the State Grant Program that provides new financial aid resources for low-income resident undergraduate students at the University and elsewhere. As a result of this new investment, 11,000 undergraduate University of Minnesota state grant recipients will receive an average increase of \$718 in their award.

This budget also invests in excellence, leveraging the new state funding for FY14, targeted internal operating budget reductions, and increases in internal unit resources to support critical competitive needs:

- A competitive compensation plan to retain and recruit world class faculty/staff through a budgeted 2.5% increase
- Support the increased costs of ongoing operations
- Maintain the infrastructure
- Invest in an exceptional academic experience

B. Research and Innovation: Tackling and Solving Statewide Challenges – This budget invests in research to fuel the State of Minnesota’s economy through the Minnesota Discovery and Innovation Economy (MnDRIVE) initiative:

The University received a \$35.6 million state investment in research. Specifically, the state will support research initiatives in four critical interdisciplinary areas in which the University excels and which are aligned with the intellectual, workforce and growth needs of key Minnesota industries. They are:

- Food Safety, Defense and Production – maintaining a safe and abundant food supply, locally and globally
- Neuromodulation – new treatments for debilitating brain disorders
- Robotics – research and inventions for a wide-range of industries and purposes
- Water Quality – a key challenge for Minnesota industries, including agriculture and mining, and for global public health

C. Operational Excellence: Administrative Cost Reductions

The University’s biennial budget framework includes a reallocation of existing resources by at least \$14 million in each of the next two years. For FY14, this budget exceeds that goal and contains unit reductions and resource adjustments of \$19.7 million.

Legislation enacted during the 2013 legislative session calls for the University to reduce administrative expenses by \$15 million for FY14. This will be accomplished. This recommended operating budget includes \$10 million in targeted administrative cost reductions.

Over the next year, the additional \$5 million will be identified by documenting reallocations that continually take place as part of ongoing performance improvement efforts in the units, as well as through specific operational excellence initiatives including those associated with the spans and layers analysis report from Sibson Consulting and the Huron Consulting Administrative Services Benchmarking and Diagnostic Study.

In summary, this budget achieves critical priorities to hold the line on tuition for Minnesota undergraduate students, to maintain excellence at the University by investing in world class talent and maintaining our infrastructure, and to reduce administrative costs. It reflects priorities endorsed by the Board of Regents when it approved the University's biennial legislative request and endorsed by the Governor and the Legislature.

II. FY14 Budget Development – Context and Summary Framework

A. FY14 and FY15 State Appropriations

Table 1 (below) outlines the President's recommended financial planning parameters related to state general fund appropriations to the University of Minnesota for the 2014 -2015 biennial budget. The appropriations from the Health Care Access Fund, and the appropriation to the Academic Health Center pursuant to Minnesota Statutes, section 297.10 remain stable at \$2.2 million and \$22.2 million respectively, and have been excluded from the table.

Table 1
University of Minnesota
2014 – 2015 Biennial Appropriations (\$ in Thousands)

	<u>FY2014</u>	<u>FY2015</u>	<u>Biennium</u>
Beginning Biennial Base Level Appropriation	\$545,344	\$545,344	\$1,090,688
S.F. 1236 State Funding Level	<u>\$576,799</u>	<u>\$591,099</u>	<u>\$1,167,898</u>
Change from Beginning Biennial Base Level	\$31,455	\$45,755	\$77,210
Change from Prior Year	\$31,455	\$14,300	
% Increase from Prior Year	5.8%	2.5%	
% Increase from Base Level Funding			7.1%

The appropriation increases in the table above are explained further in the next section.

B. FY14 and FY15 Budget Framework – Incremental Changes

Each biennium, the University develops a budget planning framework to project the major cost drivers and potential revenue adjustments within the primary discretionary funds in the operating budget: the state appropriation and tuition. The goal of the annual budget process (as a subset of the biennial budget plan) is to balance institutional resources and spending decisions in these funds and to put in place plans for setting unit spending levels consistent with projected revenues for all the other sources of funding. This document outlines the specific decisions and resulting proposed budget for state appropriations and tuition (combined) and identifies the projected revenues and spending in all other funds. The combination

is presented as an all funds budget in Attachment 1: Resource and Expenditure Budget Plan – University Fiscal Page.

The budget challenge for the next two years related to the combined state appropriation and tuition funds will be addressed through a combination of increased state appropriations, unit budget reductions and resource adjustments and new tuition revenue (excluding resident undergraduate tuition – see below for details). The figures shown in Table 2 are *incremental* changes in revenue and expenditures compared to the prior fiscal year.

Table 2
University of Minnesota
FY14 and FY15 Budget Framework
(\$ in millions – incremental change from prior year)

<u>Budget Challenge</u>	Recommended FY14	Estimated FY15	2014–2015 Biennium
Projected Financial Obligations	\$59.5	\$42.2	\$101.7
 <u>Recommended Solution</u>			
Increased Appropriation	\$31.4 53%	\$14.3 34%	\$45.7 45%
New Tuition Revenue	\$8.7 14%	\$11.1 26%	\$19.8 19%
Unit Reductions/Resource Adjustments	\$19.7 33%	\$16.8 40%	\$36.5 36%
Total Solution	\$59.8	\$42.2	\$102.0

C. FY14 Budget Framework – Incremental Changes From Prior Year

Table 3 illustrates the FY14 budget planning framework in more detail, outlining the incremental changes in resources and expenditures in the operations and maintenance fund, state specials, and tuition.

Table 3
University of Minnesota
FY14 Budget Framework

Resources:

Increased State Appropriations	\$31,400,000
Tuition Revenue Increase	\$8,700,000
Unit Resources	\$19,700,000
One-Time Institutional Resources	<u>\$12,300,000</u>
Total Incremental Resources	\$72,100,000

Expenditures:

Compensation	\$13,200,000
Student Financial Aid	\$2,900,000
Academic Initiatives - Recurring	\$40,400,000
Academic Initiatives – Nonrecurring	\$3,500,000
Mission Support & Operations - Recurring	\$3,000,000
Mission Support & Operations – Nonrecurring	<u>\$8,800,000</u>
Total Incremental Expenditures	\$71,800,000

Balance	\$300,000
---------	-----------

As seen in Table 3, the President's Recommended FY14 Operating Budget is based on resources totaling \$72.1 million and expenditures of \$71.8 million. Recurring resources includes an increase in the state appropriation of \$31.4 million; a projected increase in tuition revenue of \$8.7 million from rate and enrollment increases in graduate, professional and nonresident undergraduate student groups, and a repurposing of \$19.7 million in unit level resources. Nonrecurring resources in the framework (\$12.3 million) are comprised of onetime funds available from system-level earnings, the cancellation of previous allocations and recurring funds committed to investments in future years but available for one-time spending in the meantime.

Expenditures plans for FY14 include a compensation adjustment for faculty and staff, \$2.9 million to support merit aid for students, \$26.8 million in recurring and nonrecurring academic program support, \$17.8 million for MnDRIVE, and \$11.8 million for recurring and nonrecurring mission support and general operations activities, including incremental facility costs.

Further details on the resource changes and highlights of the proposed investments are described in Section III below.

D. FY15 Estimated Budget Challenge and Preliminary Solution

The President typically provides a projected budget challenge for the second year of the biennium at the time the recommended operating budget for the upcoming fiscal year is detailed. The University could face an additional financial challenge in FY15 of approximately \$42 million, driven by a set of projections regarding University cost increases and a modest level of projected programmatic investment. The largest cost component projected in the preliminary FY15 budget challenge relates to assumptions in the compensation plan. At this point, \$27.2 million is the projected increase in compensation costs for those employees who are paid with tuition and state appropriations (combined). This is based on a projected 2.5% increase in salaries and the related costs of fringe benefits. Early indications are that the fringe benefit rates charged to departments for FY15 will remain stable as the combination of modest cost increases and past over-recoveries (leading to balances in the fringe pool) off-set each other, but those stable rates applied to higher salaries will generate an increase in fringe benefit costs in addition to the salary cost.

Additional financial needs are projected for critical academic opportunities, other indirect costs, and facilities, debt and leases. Although these projections may be adjusted through the FY15 budget development process, for planning purposes at this time these costs are estimated at a total of \$15 million.

The preliminary budget solution to address the projected \$42.2 million budget challenge is framed in the context of a shared responsibility between the increased state funding as part of the biennial appropriation (\$14.3m), tuition increases for graduate, professional and nonresident undergraduate students (\$11.1m), and University internal budget reductions and reallocations (\$16.8m). This preliminary solution for FY15 assumes a stable tuition rate for undergraduate resident students for a second year (0% increase in the resident undergraduate tuition rate for FY14 and FY15), so there is no incremental revenue included from that source to address the budget challenge.

The \$14.3 million increase in state appropriation for the second year of the biennium is the result of two separate changes:

- an incremental increase of \$14.2 million associated with maintaining the resident undergraduate tuition rate at the FY13 level for a second year
- an incremental increase of \$100,000 enacted for the MnDRIVE program appropriation

III. FY14 Budget – Investment & Resource Plan Details

A. Summary - FY14 Investment Plans

Salaries – The President’s Recommended FY14 Budget includes a modest general wage increase for all employee groups:

	<u>FY14</u>
Non-faculty academic employees	2.5%
Faculty	2.5%
Civil Service/Bargaining Unit employees	2.5%

The 2.5% for faculty, non-faculty academic employees, and civil service employees covered under a merit-based plan, will be delivered based on merit and market competitiveness. The remaining civil service employees will receive their full increase in an across the board manner.

Fringe Benefit Rates:

The FY14 fringe benefit rates for civil service employees, academic employees (including faculty) and graduate assistants are as follows:

	<u>Actual</u> <u>2012-13</u>	<u>Proposed</u> <u>2013-14</u>
Civil Service	39.6%	36.8%
Academic	34.9%	33.6%
Graduate Assistants		
Tuition	\$16.82/hr	\$17.32/hr
Health Insurance	16.76%	15.70%
Social Security/Medicare	7.34%	7.40%

The breakdown of the fringe benefit rates by component can be found in Attachments 2 and 3.

The FY14 increased cost for salaries and fringe benefits combined based on the above assumptions is \$13.2 million in O&M (which includes the state O&M appropriation and tuition) and State Special funds, as identified in the budget balancing framework in Table 3 (above). An additional projected cost increase of \$6.5 million in other nonsponsored funds (gifts, sales, fees, federal appropriations, etc.), and \$4.1 million in sponsored grant funds will be paid for through increases in those revenue sources or corresponding cost reductions.

Student Financial Aid – \$2.9 Million – For FY14, the President is recommending increased investment in student aid across several merit based aid programs. Specifically, \$55,000 is recommended to fund the first year of scholarship awards for an expanded national recruitment program; \$857,000 is needed to support the matching requirements of the 21st Century Scholarship program and the Presidential Scholarship Match program (a University program that matches private gifts in support of graduate student fellowships, and the counter-part program for undergraduate students respectively); and \$2,000,000 is included for merit-based recruitment aid managed by the Office of Admissions.

There are no recommended changes in funding or structure for FY14 related to the Promise Scholarship program, which is the University’s institutional need-based aid program. Under this program, the lowest

income students receive an award (Pell grant, MN state grant, Promise Scholarship) that covers the full cost of tuition and fees. This progressive aid program awards the highest scholarship to the lowest income students. In FY14, the Promise scholarships will range from \$4,000/year for students with expected family contributions of \$0 to \$570/year for students from families with annual income of \$99,999 (\$100,000 is the cut-off for program participation). Because tuition will not be increasing, these award levels are unchanged from FY13. Base level funds are estimated to be sufficient to support this program in FY14, so no increases are recommended. (See page 13 for further details on need-based student aid.)

Academic Initiatives - \$40.3 million recurring – As part of the budget development process, only the highest priority, innovative, or strategic new academic initiatives are included in the recommended budget. For FY14 these include:

- 1) \$22.6 million for initiatives supporting academic programming that were proposed by campuses, colleges and support units throughout the University during the budget process, and
- 2) \$17.8 million for the MnDRIVE program included in the University's Biennial Budget request to the state of Minnesota.

Specific examples of items from the annual budget process with collegiate and support units (totaling \$22.6m recurring and an additional \$3.5m nonrecurring) include:

- \$900,000 for targeted faculty hires in the College of Education and Human Development, the College of Veterinary Medicine, the College of Pharmacy, on the Crookston Campus and in the MN Population Center
- \$730,000 for a Clinical Trials Management System in the Academic Health Center
- \$1.3 million to transition the Office of Technology Transfer away from declining Glaxo royalty revenues (a reduction that has been anticipated for years)
- \$1.1 million for faculty hires and student scholarships in the Carlson School of Management as part of the Board approved phase-in of the tuition surcharge on undergraduate students in that college
- \$10 million to support instructional and student services costs in the College of Liberal Arts, the Law School and the Duluth campus, three units that are experiencing changes in enrollment resulting in reduced revenues. Increased support is needed while efforts are underway to better align costs with a lower service level or improve the trend in tuition revenues
- \$435,000 for Library collections on the Twin Cities campus
- \$500,000 to strengthen centrally provided services for the development and delivery of distance learning
- \$877,000 for general classroom improvements and upgrades on the Twin Cities campus
- \$450,000 for an expanded national recruitment effort, targeted to high achieving students
- \$175,000 for student support in the Humphrey School of Public Affairs as the new PhD program is phased in
- \$120,000 for a new Institutional Planning and Assessment position at the Morris campus
- \$220,000 for technology infrastructure related to clinical research projects
- \$700,000 in one-time funds for expansion of the Fabrication Facility in the College of Design
- \$600,000 in one-time funds to renovate research lab and teaching facility space for the College of Veterinary Medicine
- \$500,000 in one-time funds for the Institute for Children's Mental Health and Development in the College of Education and Human Development

The investments in this category are **funded through a combination** of increased state appropriation, tuition increases related to the graduate, professional and nonresident tuition rates, other unit-generated revenue increases, and reallocations.

MnDRIVE - \$17.8 million

The legislature approved the University's request to establish the Minnesota Discovery, Research and InnoVation Economy (MnDRIVE) program in statute and appropriated funding for the four research initiatives the University proposed as part of the first year of this program. The purpose of the program is to discover new knowledge through scientific research to:

- Advance Minnesota's economy
- Seize opportunities to leverage Minnesota's strengths and competitive advantages
- Improve Minnesotans' health and quality of life
- Advance the capacity and competitiveness of Minnesota industries
- Position our state as a national leader in key industries

The funding in this inaugural year will go to four critical, emerging, interdisciplinary fields:

1. Robotics, Sensors and Advanced Manufacturing – the goal is to become a national leader in robotics for advanced manufacturing by building on University strength in engineering, materials science, computer science and robotics
2. Securing the Global Food Supply – the goal is to ensure a safe, sustainable food system and vibrant agricultural sector by creating advances in protecting food against contamination, plant and animal disease, and other threats to the food supply
3. Advancing Industry, Conserving Our Environment – the goal is to use science and technology to solve environmental challenges posed by mining, agriculture, and natural gas exploration, and to more efficiently use current and future energy sources
4. Advancing Discoveries and Treatments for Brain Conditions – the goal is to further Minnesota's pioneering work in effectively treating brain-related disorders through neuromodulation technology

The Vice President for Research will work with the colleges and campuses involved in these efforts to finalize detailed implementation plans for the four programmatic investments in early FY14. Spread across the four initiatives, initial program and budget plans included the addition of more than 50 faculty positions, associated laboratory technicians and managers, over 70 graduate student and fellow positions, research specific equipment and instrumentation, start-up projects or partnership grants, and specialized supplies. Each project budget was initially proposed in the range of \$3.3 million to \$6.3 million, but the final allocations by initiative will evolve based on the actual costs of the personnel hired and equipment purchased.

Mission Support and Operations - \$3 million recurring - Each year the University faces costs in facility operations and in the many and varied support functions that exist to advance the University's teaching, research and service missions. The President's Recommended FY14 Budget includes \$3 million of incremental new recurring investment in these areas and an additional \$8.8 million nonrecurring. Examples include:

- A net recognized increase in recurring facility-related costs of just over \$700,000 – utility costs on the Twin Cities campus (+\$1.4m) and the system campuses (+\$89k), and a decrease in debt and lease costs (-\$759,000)

- \$6.3m nonrecurring to support the initial transition year of utility and building operations costs for the new Cancer/Cardio and Physics/Nano buildings (beginning in FY15 these costs will be factored into the recurring unit level budgets)
- \$215,000 for electronic licenses in the Library
- \$125,000 for an increase in the Renovation & Repair (R&R) budget in Facilities Management on the Twin Cities campus to support the new strategy to increase R&R funding as new buildings come on line
- \$606,000 for E-Procurement software and services as part of implementing U Market, and an additional \$1.7m nonrecurring for the transitional expenses of both the E-Procurement and Logistics portions of that effort (beginning in FY15, these costs will be factored into the recurring unit level budgets)
- \$280,000 to support service and processing needs of clinical trials and clinical research
- \$275,000 for Public Safety on the Twin Cities campus – to maintain police officer coverage as parking and traffic fine revenue decreases, and to implement a new “Cadet Program” as a recruitment tool to increase diversity in the police force
- \$102,000 to hire an additional grant administrator for Business and Industry grants

B. Summary - FY14 Incremental Resources

State Appropriation – The state appropriation to the University is increasing more than \$31 million for FY14, or 5.8% over the prior year. That net increase results from four individual funding decisions:

- An increase of \$14,200,000 to hold the resident undergraduate tuition rate flat at the 2012-13 level
- An increase of \$17,775,000 for the MnDRIVE research initiatives described earlier
- A decrease of \$645,000 from eliminating a requirement for the University to transfer that amount every year to the Hennepin County Medical Center (the responsibility and the funding have been moved to the Office of Higher Education)
- An increase of \$125,000 in the System State Special appropriation for the Labor Education Services in the Carlson School of Management

Tuition - The President’s Recommended FY14 Operating Budget increases tuition revenues to the institution by an estimated \$8.7 million. This is the result of decisions about three categories of tuition:

- a) Consistent with the University’s proposal to the state, for FY14 the President is *recommending no increase in tuition for resident undergraduate students on any campus.*
- b) The President is recommending increasing tuition for non-resident undergraduate students on the Twin Cities and Duluth campuses by \$1,000. This increases the difference between the resident and nonresident students to \$6,250 on the Twin Cities campus and \$3,665 on the Duluth campus. This increase recognizes the President’s desire to slowly increase the gap between resident vs. non-resident tuition rates over a period of time. Even with this proposed increase, the University will have one of the lowest non-resident tuition rates among peer campuses. This represents an intentional strategy to develop new markets and address demographic trends by encouraging a long-term increase in nonresident, non-reciprocity enrollment as the number of college-age students in reciprocity states decline. The Crookston, Morris, and Rochester campuses, given their size and location, will continue to have a single undergraduate rate for both resident and non-resident students.

- c) A general 3% tuition increase will be implemented for most resident graduate and professional students. This is a modest increase, consistent with that projected at peer institutions. See Attachment 4 (University of Minnesota 2013-14 Tuition Plan: Tuition Rates) for specific details regarding graduate and professional student tuition increases.

The annual dollar and percentage tuition increases for undergraduate and graduate students on all campuses are shown in the table below.

University of Minnesota 2013-14 Undergraduate and Graduate Tuition Plan						
			\$ Inc	\$ Inc	% Inc	% Inc
	Resident	Nonresident	Resident	Nonresident	Resident	Nonresident
Twin Cities Undergraduate	\$12,060	\$18,310	\$0	\$1,000	0%	5.8%
Duluth Undergraduate	\$11,720	\$15,385	\$0	\$1,000	0%	7.0%
Morris Undergraduate	\$11,720	\$11,720	\$0	\$0	0%	0%
Crookston Undergraduate	\$10,030	\$10,030	\$0	\$0	0%	0%
Rochester Undergraduate	\$11,720	\$11,720	\$0	\$0	0%	0%
Graduate Programs	\$15,008	\$22,990	\$438	\$670	3.0%	3.0%
A complete list of professional school tuition rates can be found in Attachment 4						

Promise Scholarships and the Minnesota State Grant Program

For FY14, the University's Promise Scholarship Program for Minnesota resident students will continue to help ensure that the University remains affordable for students from low and middle-income families. The number of students eligible for the program is projected to be more than 13,000, and they will be supported with \$30 million in Promise scholarship support. Key attributes of the Promise Scholarship Program are:

1. **Equity:** All Minnesota resident undergraduates on all campuses with family incomes under \$100,000 per year receive between \$570 and \$4,000 in gift aid.
2. **Progressivity:** The lowest income students receive the largest Promise scholarships.
3. **Predictability:** The Promise scholarship is guaranteed in the same amount for four years for students who matriculate as freshmen.
4. **Measurable:** The cohort of Promise scholarship recipients is well-defined and it is possible for the University to track the progress of Promise students and provide special support services, as appropriate to ensure timely academic progress and success.

In 2012-13, Promise scholarships were increased approximately 14%. Given the ability to hold resident undergraduate tuition increases to 0%, there is no proposed increase in the Promise program for FY14.

Additionally, in the 2013 legislative session, the state increased the appropriation for the Minnesota State Grant Program by 15%. Early estimates are that the average increase in the grant amount for University of Minnesota students on the State Grant Program will be \$718 per year (which is equivalent to 6% of the resident undergraduate tuition rate on the Twin Cities campus). Between this increase in the State Grant Program, the freezing of tuition at last year's levels, and the maintenance of the University's Promise program, approximately 11,000 University of Minnesota students will see an effective tuition *decrease* next year.

With the changes in the State Grant Program and the modest increases in the federal PELL program, typical dependent undergraduate students will see a total increase in grant aid of \$830 next year. Below are some illustrative full-time student grant aid packages for 2012-13 and projections for 2013-14.

Grant Awards for Illustrative Students				
		2012-13	2013-14	Change
<i>\$0 Expected Family Contribution</i>				
	PELL Grant	\$ 5,550	\$ 5,645	\$ 95
	Minnesota State Grant	\$ 4,070	\$ 4,805	\$ 735
	U Promise	\$ 4,000	\$ 4,000	\$ -
	TOTAL	\$ 13,620	\$ 14,450	\$ 830
<i>\$25K-\$30K Adjusted Gross Income</i>				
	PELL Grant	\$ 3,300	\$ 3,395	\$ 95
	Minnesota State Grant	\$ 4,160	\$ 4,895	\$ 735
	U Promise	\$ 3,624	\$ 3,624	\$ -
	TOTAL	\$ 11,084	\$ 11,914	\$ 830
<i>\$45K-\$50K Adjusted Gross Income</i>				
	PELL Grant	\$ 800	\$ 895	\$ 95
	Minnesota State Grant	\$ 4,260	\$ 4,995	\$ 735
	U Promise	\$ 2,464	\$ 2,464	\$ -
	TOTAL	\$ 7,524	\$ 8,354	\$ 830
<i>\$75K-\$80K Adjusted Gross Income</i>				
	PELL Grant	\$ -	\$ -	\$ -
	Minnesota State Grant	\$ 980	\$ 1,810	\$ 830
	U Promise	\$ 1,140	\$ 1,140	\$ -
	TOTAL	\$ 2,120	\$ 2,950	\$ 830

Additional Tuition Issues

Carlson School of Management Tuition Surcharge -- Beginning last year, the Carlson School of Management implemented a tuition surcharge for all undergraduates enrolled in the Bachelor of Science in Business (BSB) degree program. The surcharge will increase from the current \$250 per semester to \$500 per semester in 2013-14, and is scheduled to further increase to \$750 per semester in 2014-15 and reach a steady state of \$1000 per semester in 2015-16. This surcharge is similar to the practice of public school peers such as Michigan, Illinois, Texas, Wisconsin, and others. The additional revenue will be dedicated to hiring and retaining faculty and support scholarships to help students in need meet the increased cost.

3rd semester/full summer semester implementation in the College of Design – As part of President Kaler's plan to explore additional opportunities for summer programming for students, two programs in the College of Design (Retail Marketing and Graphic Design) will begin optional year-round programming for students in these majors. Developed as a pilot program, this would allow students to achieve a full

bachelor's degree in three years. To help with this pilot, students in these two programs taking courses in summer 2014 will be eligible for the same 13 credit banding that they enjoy during the academic year, meaning that there is no additional charge for taking credits beyond the 13th credit. The administration will study the viability of extending this benefit to all undergraduate students over the next year.

International student academic services fee -- Beginning in 2013-14, international undergraduate students will be assessed a \$125 per semester fee on the Twin Cities and Duluth campuses. These resources will be specifically employed on each campus to enhance academic services for international students, with the focus of ensuring retention, timely graduation, and student satisfaction with their University of Minnesota experience. The growing number of international undergraduates has made evident the need for enhanced academic services for this cohort.

Change in Tuition, Fees and Room & Board FY14 vs. FY13

In addition to base tuition, students pursuing a University education incur additional fees and charges required to attend classes on a full-time basis.

- 1) The proposed rates for undergraduate tuition for the 2013-14 academic year are unchanged from 2012-13 and range from \$10,030 to \$12,060, representing between 54%-59.3% of the total cost of tuition, fees and room & board, depending on the campus the student attends.
- 2) Various required fees assessed to students range from \$863 to \$1,418, and represent between 4.3% - 7.6% of the total cost of tuition, fees and room & board.

The combined change in tuition plus required fees for 2013-14 ranges from a decrease of \$7 to an increase of \$95. By campus, the total change for tuition and required fees, on a percentage basis are: Crookston, -0.1%; Duluth, 0.2%; Morris, 0.3%; and Twin Cities, 0.7%.

- 3) Room & board, based on proposed rates for on-campus residence halls, ranges from \$6,956 to \$8,312 and represents 35.2% - 38.4% of the total cost of tuition, fees and room & board.

So, all combined, for 2013-14 the total cost of University tuition, fees and room & board for resident undergraduates ranges from \$18,433 to \$21,791 depending on the campus the student attends. Estimated increases in total tuition (with a 0% change), fees and room & board costs for FY13 to FY14 by campus are: Crookston, 0.8%; Duluth, 1.3%; Morris, 1.0%; and Twin Cities, 1.9% (see tables below).

The cost of textbooks, supplies and personal expenses are not included in these estimated totals in order to confine the estimate to costs that are within the approval responsibilities of the Board of Regents, although the University does work to restrain and reduce these costs as well.

The tables below present estimated total cost of tuition, fees and room & board for an undergraduate resident student living in a standard room in a residence hall for the 2013-14 academic year at each of the four University of Minnesota campuses.

Twin Cities Campus, Undergraduate, Resident – Residence Hall					
	FY13 Academic Year	FY14 Academic Year	\$ Increase	% Increase	FY14 % of Total
Tuition (13-credit band)	\$12,060	\$12,060	\$0	0	55.3
Student services fee	737	830	93	12.6	3.8
Collegiate fee*	443	443	0	0	2.0
Other required fees**	144	146	2	1.4	0.7
Subtotal tuition and required fees	13,384	13,479	95	0.7	61.8
Room & Board (double room, 14 meal plan)	8,000	8,312	312	3.9	38.2
Total Cost – Twin Cities	\$21,384	\$21,791	\$407	1.9%	100.0%

*Average of all undergraduate programs, 6+ credits

**MN Student Association, Capital enhancement fee, Stadium fee, Transportation fee

University of Minnesota - Crookston, Resident – Residence Hall					
	FY13 Academic Year	FY14 Academic Year	\$ Increase	% Increase	FY14 % of Total
Tuition (13-credit band)	\$10,030	\$10,030	\$0	0	54.0
Student services fee	425	418	-7	-1.6	2.2
Campus fee	1,000	1,000	0	0	5.4
Subtotal tuition and required fees	11,455	11,448	-7	-0.1	61.6
Room & Board (double room, 19 meal plan)	6,978	7,142	164	2.3	38.4
Total – Crookston	\$18,433	\$18,590	\$157	0.8%	100.0%

University of Minnesota - Duluth, Resident Undergraduate – Residence Hall					
	FY13 Academic Year	FY14 Academic Year	\$ Increase	% Increase	FY14 % of Total
Tuition (13-credit band)	\$11,720	\$11,720	\$0	0	59.3
Student services fee	593	623	30	5.1	3.1
Campus fee	472	472	0	0	2.4
Subtotal tuition and required fees	12,785	12,815	30	0.2	64.8
Room & Board (double room, 19 meal plan)	6,732	6,956	224	3.3	35.2
Total – Duluth	\$19,517	\$19,771	\$254	1.3%	100.0%

University of Minnesota - Morris, Resident – Residence Hall					
	FY13 Academic Year	FY14 Academic Year	\$ Increase	% Increase	FY14 % of Total
Tuition (13-credit band)	\$11,720	\$11,720	\$0	0	58.4
Student services fee*	649	683	34	5.2	3.4
Campus fee	180	180	0	0	0.9
Subtotal tuition and required fees	12,549	12,583	34	0.3	62.7
Room & Board (double room, 19 meal plan)	7,324	7,482	158	2.2	37.3
Total Cost – Morris	\$19,873	\$20,065	\$192	1.0%	100.0%

*Activities fee, Health Services fee, Student Center fee, Athletics fee, Regional Fitness Center fee

Unit and Institutional Resources – In total, \$19.7 million of recurring incremental unit level resources and \$12.3 million of one-time institutional resources are included within this overall budget. Depending on the situation, this could represent:

- increases in revenue sources outside of the appropriation and tuition budget framework (indirect cost recovery, sales or clinical income etc.) - \$3.9 million
- current year (FY13) uncommitted tuition revenue above budget that is available to cover FY14 recurring obligations - \$881,000,
- nonrecurring balances from system-level earnings, the cancellation of previous allocations and recurring funds committed to investments in future years but available for one-time spending in the meantime - \$12.3 million, or
- previous allocations being redirected to higher priority needs - \$14.9 million

As part of the budget process for FY14, each unit was asked to develop and submit proposals to address assigned reallocation targets of 0.8% of their O&M/State Special and Tuition base (excluding certain spending items such as student aid, debt and utilities). The proposals outlined actions to be taken to reduce recurring budgets and the projected impact on unit activities and service levels.

In support of President Kaler’s Operational Excellence initiative, units were asked to focus those reallocation plans for FY14 as much as possible on reductions to administrative operations and costs. They were given their individual results from the “cost definition and benchmarking” exercise, which included a breakdown of FY12 expenditures into the categories of Direct Mission Delivery, Mission Support & Facilities, and Administrative Oversight, and were asked to consider that information as another tool in understanding their operations. The communicated expectation was to implement reductions (to the extent possible) that would result in a decrease in the Mission Support & Facilities and Administrative Oversight spending categories. For most units there is a mix of expenditures within all three categories, so if their reallocation proposals impacted the Direct Mission Delivery portion of the budget, they were asked to provide rationale for this decision and indicate why the decision was made to move beyond the administrative categories.

Of the proposals submitted and approved thus far, approximately \$10 million are administrative cost reductions. The majority of specific actions revolve around the elimination of positions and the consolidation of work among fewer employees. Examples of planned administrative reductions include:

- The elimination of one director position with the work being reassigned to three others in the College of Biological Sciences
- The elimination of two assistant dean positions, and a receptionist in the Carlson School of Management
- The consolidation of two director positions into one in the College of Continuing Education
- The elimination of twelve technology support positions in the College of Liberal Arts through efforts to centralize services
- The movement of program activities from leased space to University-owned vacant space in the Medical School
- Multiple position reductions in the School of Public Health through retirements and lay-offs, including an associate dean, a receptionist, a coordinator, an accountant, and two office/administrative specialists
- The elimination of a Vice Chancellor for Advancement position at UMD
- The elimination of an Assistant Director of Purchasing position in the Controller's organization
- The elimination of a communications staff position in the Office of Human Resources
- The elimination of multiple technology positions in the Office of Information Technology through more efficient methods of delivering services
- The elimination of the Sr. Vice President for System Academic Administration position, along with the office and multiple staff positions
- Reductions in general operations – travel, food, supplies, equipment, etc. – throughout the University

The University will provide the State of Minnesota with a list of \$15 million in such cost reductions implemented in FY14 as part of the response to performance measures included in the Higher Education funding bill. The law makes 5% of the FY15 O&M appropriation (\$26.5 million) contingent on the University meeting three of five performance goals, one of which is to “decrease administrative costs by \$15,000,000”. **

Over the next year, therefore, the additional \$5 million will be identified by documenting reallocations that continually take place as part of ongoing performance improvement efforts in the units, as well as through specific operational excellence initiatives including those associated with the spans and layers analysis report from Sibson Consulting and the Huron Consulting Administrative Services Benchmarking and Diagnostic Study. Either to address immediate needs or for longer-range planning purposes, units reallocate funds from lower to higher priority activities when opportunities arise through retirements or process-redesign activities. Because these actions are often over and above what is necessary to balance the budget for the upcoming year, they are not reflected in the President's Recommended Operating Budget, but this year those activities will be recorded for purposes of responding to the performance measure. The full list of the \$15 million (the \$10 million already identified as part of budget development – examples above - and an additional \$5 million) will be shared with the Board of Regents later this fiscal year.

The University's preliminary FY15 budget framework also includes an additional reallocation of approximately \$16.8 million. Similar to the FY14 administrative cost reductions, FY15 efforts will focus on unit level cost containment, including specific efforts to further reduce administrative costs.

** The other four performance measures included in S.F. 1236 are:

- Increase by at least one percent the Twin Cities campus undergraduate four-year, five-year or six-year graduation rates averaged over three years, for low-income students reported in fall 2014 over fall 2012. The average rate for fall 2012 is calculated with the fall 2010, 2011, and 2012 graduation rates.
- Increase by at least three percent the total number of undergraduate STEM degrees, averaged over three years, conferred by the University of Minnesota Twin Cities campus reported in fiscal year 2014 over fiscal year 2012. The averaged number for fall 2012 is calculated with the fall 2010, 2011, and 2012 number.
- Increase by at least one percent the four-year, five-year, or six-year graduation rates, averaged over three years, at the University of Minnesota reported in fall 2014 over fall 2012. The average rate for fall 2012 is calculated with the fall 2010, 2011, and 2012 graduation rates.
- Increase invention disclosures by three percent for fiscal year 2014 over fiscal year 2013 (net of student disclosures)

C. Summary – Changes in Rates and Fees

Internal Sales and Auxiliaries

There are a variety of rates charged by University units that fall under the definition of Internal Sales or Auxiliary Enterprises (see Attachment 5 for the definition of all sponsored and nonsponsored funds). The proposed rates and fees for each year and a review of the processes used to arrive at them are built into the annual budget development process. The all-funds Resource and Expenditure Budget Plan in this document, as displayed on Attachment 1, includes the proposed Internal Sales and Auxiliary rates as part of the projected revenue for FY14.

The University provides housing, dining and parking services for the convenience of its students, faculty and staff. Though the specific rates and charges for these services vary broadly, Table 4 below reflects the average anticipated increases by each service area by campus. These rates have been developed and approved after the appropriate reviews and consultation process of each campus. In addition, the room and board rates are reflected in the “change in tuition, fees and room & board” information displayed earlier beginning on page15.

Table 4
Auxiliary Rate Increases
Average Fee Increase for FY14

<u>Campus</u>	<u>Room & Board</u>	<u>Parking</u>
Crookston	2.30%	11.11%*
Duluth	3.30%	3.00%
Morris	2.20%	0.00%
Twin Cities	3.90%	0.00%

**This represents the increase for an annual/full year parking pass, which for FY13 is \$90 and for FY14 is proposed at \$100. The semester rate at Crookston is proposed to go from \$60 to \$65.*

Course Fees, Fees in Lieu of Tuition and Administrative/Misc. Term Fees

Each request for a new course or miscellaneous term fee, or any increase in an existing fee, has been reviewed through the budget process. Attachments 6 and 7 contain the lists of all such proposed fees that are recommended for approval at this time. Each of the fees meet the parameters established in Regents policy.

Course fees are supplemental to tuition for costs unique and essential to the specific course to which they apply. Administrative guidelines further outline very specific examples to aid in implementation of the policy and ensure compliance with policy intent. The most common examples of costs “unique and essential” to the specific course include transportation for field trips, items consumed during the course or produced and retained by the student as a result of course work, and special talents purchased for help in delivery of the course (art models, speakers, etc.). A course fee listed on Attachment 6 may apply to only one course, or it may be applied to multiple courses that meet the same definitions and cost structures for which the fee is proposed.

Miscellaneous Term fees vary in their purpose and structure, but generally either address a benefit that is common to all students on the campus (capital enhancement fee, stadium fee) or is very unique to the circumstances of the individual (testing fees, locker rentals, late payment fees, study abroad fees, etc.).

Some of the fees in these categories are “fees in lieu of tuition”, which are charged in situations where the total program cost is packaged in a way that better lends itself to a comprehensive fee structure. They are often implemented in a split manner (tuition portion and fee portion) for tax reporting purposes, but they are communicated as a comprehensive fee. The two primary purposes for this type of fee are the College in the Schools Program in state law and the many study programs requiring domestic and foreign travel implemented through the colleges and the Learning Abroad Center. Fees in lieu of tuition are technically implemented either as a course fee (based on registration for a course assigned this fee) or as a term fee (registered for a term-based program assigned this fee), so they are included in either attachment 6 or 7.

The all-funds budget recommended in this document, as displayed on Attachment 1 includes the fee increases as part of the projected revenues for FY14. There are relatively few fee increases proposed in these categories as part of the President’s Recommended FY14 Operating Budget, and none of the increases are a replacement for tuition revenue. Any increases fall into one of four allowable categories:

- 1) Cases in which there is a new course in a grouping of courses that has traditionally been assigned a fee for costs consistent with the Board of Regents Policy on Tuition and Fees.
- 2) Cases in which the costs for items supported through an existing fee are increasing significantly enough to warrant the increase in the fee.
- 3) Cases in which the fees in a particular category are being restructured to better represent the cost differences between courses. For example, in the past there were three levels of course fees for Drawing and Painting courses in the College of Liberal Arts: \$15, \$40 and \$100, depending on the types and quantities of materials used. The proposal within this recommended budget is to restructure those course fees into three different levels: \$20, \$60 and \$90, again depending on the types and quantities of materials used. They may appear as new fees, but there is no expected increase in revenue, and the new rates replace the old, better reflecting the actual costs for the groups of courses under each level.
- 4) Cases in which the fee represents a pass-through of a cost to the University from an external entity, and that cost is increasing from prior years (examples – study abroad programs, testing services, etc.).

Campus/Collegiate Fees and Durable Goods Fees

The Regents Policy on Tuition and Fees was recently amended to include an updated definition of “Academic Fees”. The adopted change in policy definition refined the purpose of these fees into two, more specific types:

- The first is for general Academic Fees (known as campus or collegiate fees): fees for “goods and services that directly benefit students but that are not part of actual classroom instruction”. Allowable goods and services include advising, career services, computer labs, special equipment, orientation activities and other goods or activities intended to enhance the student experience outside of actual classroom instruction.
- The second is for Durable Goods Fee: fees for educational materials and equipment that will be owned by, potentially owned by, or assigned to a specific student for their use during the entire term. Durable goods fees may not be charged for services, or for use of equipment owned and retained by the University, with the exception of computer or other specialized equipment assigned for a full term to a specific student.

Attachment 8 contains the list of all proposed academic fee rates recommended for approval at this time. These fees, including their purpose and specific levels, have been reviewed through the budget process. There are no proposed increases to the campus/collegiate fees or durable goods fees for FY14.

The all-funds budget recommended in this document, as displayed on the Attachment 1 includes the Academic fee revenue as part of the projected revenues for FY14.

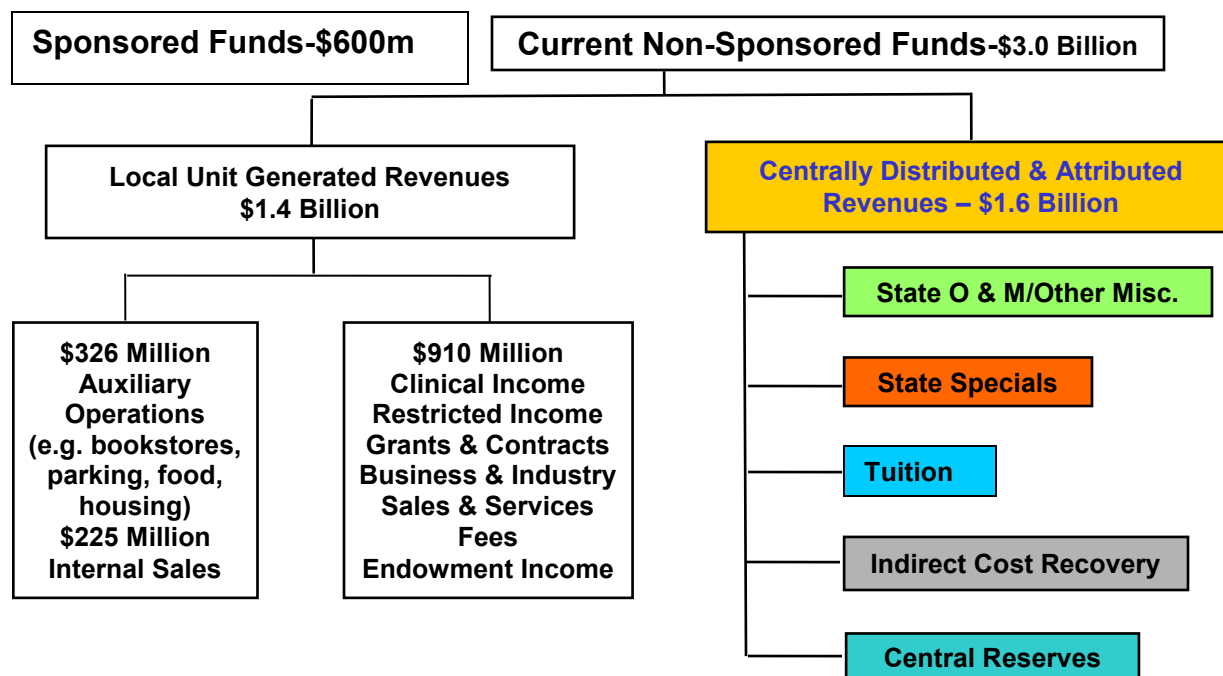
D. Summary - Student Services Fees

Attachment 9 outlines the recommendations to the Board regarding student service fees at all campuses for FY14. These fees have also been incorporated into the ***Change in Tuition, Fees and Room & Board FY14 vs. FY13*** information displayed above.

The remainder of this document is a summary of the all-funds budget for FY14.

IV. All-Funds Budget – Summary

The FY14 operating budget presented here for approval is an “all-funds” budget. Attachment 1, “Resource and Expenditure Budget Plan – University Fiscal Page”, provides the detailed budget for FY14 in an all-funds context. The chart below displays the fund structure included in this budget.



Sponsored funds are those provided to the University by a grant or a contract under Board policy. They are restricted funds budgeted on a multi-year, project by project basis. For FY14, the total projected sponsored funds budget is \$600 million. It is included here for the purposes of identifying the University's total annual operating budget, but it does not require Board approval for particular projects.

Those funds in the Local Unit Generated category are, by University Policy, monitored and reviewed by central administration, but are automatically attributed to the units as generated and are managed within those units. The annual budgeting of revenues and expenses in this category of funds requires decision making processes at the local unit level, but not by central administration. The primary focus of the discussion and information in this document centers on the category of funds commonly referred to as "centrally distributed and attributed" – funds requiring a decision process or formal approval by central administration and the Board of Regents on the exact amount to estimate and budget in each academic and support unit. These are the funds that support nearly the entire maintenance and operations of the University's core mission.

University of Minnesota Financial Statement Forecast

Also presented in the President's Recommended FY14 Operating Budget is the portrayal of the operating budget in the framework of the annual financial statement. Attachment 1 contains the more traditional budgetary view of the annual operating budget while Attachments 10 and 11 translate that information into two key financial statement presentation views.

The financial statements represent management's forecast of the University's Consolidated Statement of Net Assets and Statement of Revenues, Expenses, and Changes in Net Assets estimated for June 30, 2013, and projected for June 30, 2014 based on the University's budgeted revenues and expenditures, and management assumptions related to investments, debt, and capital assets. The forecast statements for

June 30, 2013 and June 30, 2014 also take into consideration actual amounts through December 31, 2012. The figures contained in Attachments 10 and 11 are unaudited. The University typically publishes audited financial statements by November following the official close of the fiscal year on June 30.

FY14 Operating Budget Overview

This recommended operating budget for FY14 has been developed in adherence with the budget principles and strategies used to guide the University budgetary framework and decisions over the last several years:

- Advance the University’s quality and competitiveness through targeted and timely investment in mission-critical academic and capital priorities
- Compensate, support and retain talented faculty and staff
- Continue to improve financial access and affordability for students
- Take additional strategic actions to grow and stabilize revenues including state, sponsored, and private support, as well as revenue generated through educational programs
- Reduce current and projected administrative costs

The goal of budget planning is to advance the excellence, quality, productivity, and impact of the University of Minnesota while ensuring the University’s long-term financial vitality and integrity. The University of Minnesota is essential to Minnesota in terms of human capital, innovation, economic growth and quality of life. Support for the University of Minnesota remains strong and a strong state partnership and strong public support remain essential to maintaining the University’s quality and ability to deliver on its public mission.

All efforts undertaken to implement this recommended operating budget for FY14 will support the University’s long-term goals of excellence. In summary, the budget for total current nonsponsored funds is proposed as follows:

Current Nonsponsored Funds- Fiscal Year 2013-14 Operating Budget (including external sales activity)

Beginning Balance	\$773,440,986
Revenue & Net Transfers	<u>\$2,793,645,394</u>
Total Net Resources	\$3,567,086,380
Expenditures	<u>\$2,792,170,097</u>
Ending Balance	\$774,916,282

Sponsored Funds – Fiscal Year 2013-14 Budget

Projected Revenues	\$600,000,000
--------------------	---------------

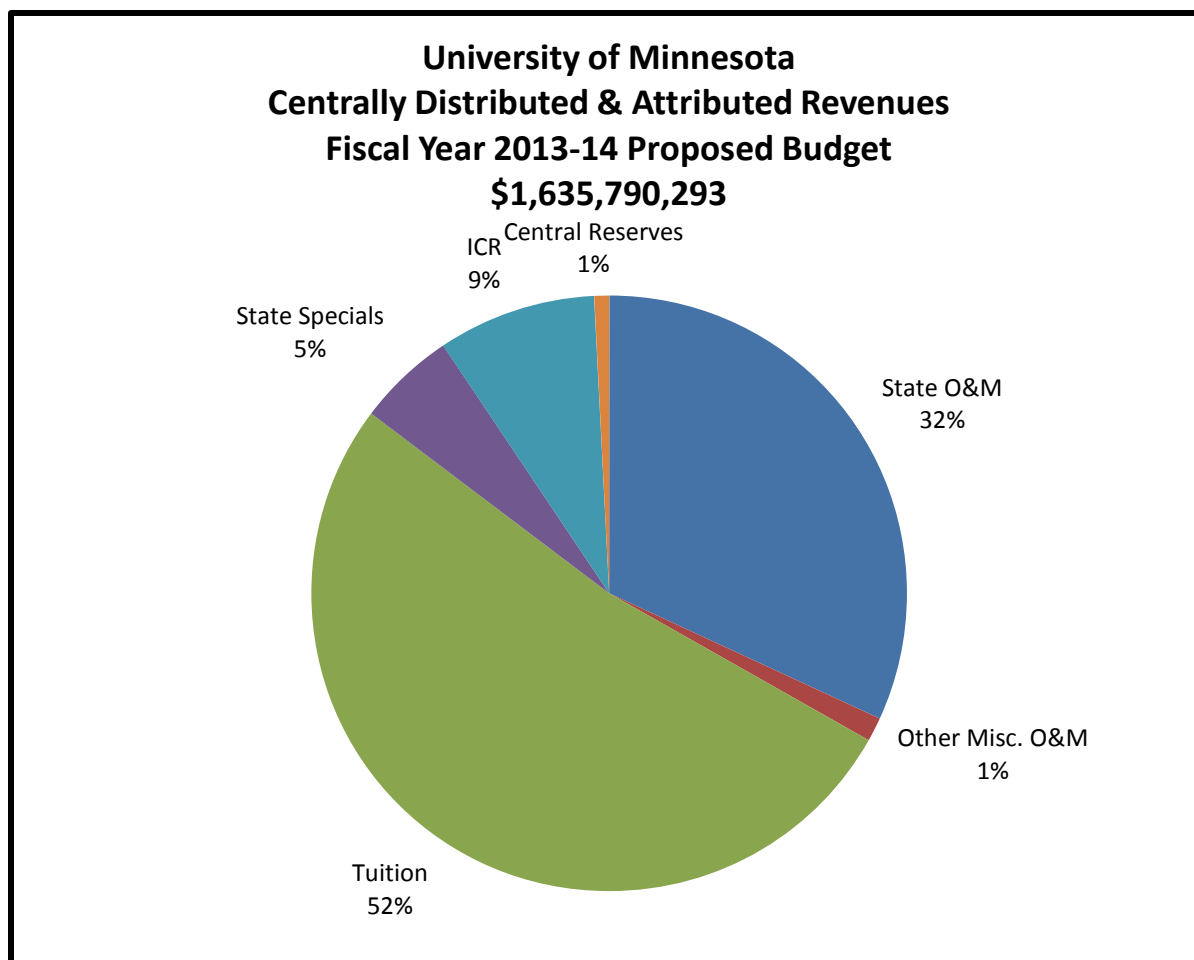
Within the FY14 Recommended Operating Budget, the primary funds supporting teaching, research and outreach are Operations and Maintenance, (O&M), Tuition, State Specials, Indirect Cost Recovery (ICR) and Central Reserves – those described above as centrally distributed and attributed. These five funds total approximately 47% of the projected \$3.4 billion in externally generated revenues of the University (excluding internal sales) and represent the major focus of budget development and planning in support of the University’s core infrastructure and academic mission. The remaining 53% of the University’s budget is derived from more restricted funds including sponsored grants and contracts (18%), and fees, auxiliary

enterprises, philanthropic support, education sales and services, etc. (35% combined). The revenue and expenditure plans relative to the five centrally distributed and attributed funds are summarized below:

**President's FY14 Recommended Operating Budget
(O&M, Tuition, State Specials, ICR, Central Reserves)**

		<u>Percent</u>
<i>Beginning Balance</i>	<i>\$18,503,710</i>	
<i>Annual Revenues</i>		
Operations & Maintenance-State	515,211,000	31.9%
Operations & Maintenance-Other	21,350,000	1.3%
Tuition	842,099,186	52.1%
State Specials	85,995,000	5.3%
Indirect Cost Recovery	139,331,772	8.6%
Central Reserves	<u>13,299,625</u>	.8%
<i>Total Annual Revenues</i>	<i>\$1,617,286,583</i>	<i>100%</i>
<i>Total Net Resources</i>	<i>\$1,635,790,293</i>	
<i>Allocations to Units</i>	<i><u>\$1,615,055,007</u></i>	
<i>Ending Balance</i>	<i>\$20,735,286</i>	

In graphic form, the chart below displays the estimated relative share that each of these revenue sources represents of the estimated centrally distributed and attributed revenues for the fiscal year ending June 30, 2014.



V. All Funds Budget – Revenue Summary

A. Non-Current Funds

Since expenditures in these funds can change significantly from one year to the next, budgets for non-current funds are less predictable than the budgets for current funds. Noncurrent funds can generally be classified into one of the following fund groups:

- 1) Plant Funds – The majority of non-current expenditures are contained within the plant funds. These funds are to account for property, plant and equipment transactions of the University. The spending pattern in this area varies depending upon capital project construction timetables and available financing from external sources such as State of Minnesota general obligation bonds. Plant fund activities (capital projects over \$500,000) are summarized in the annual capital budget presented to the Board of Regents for review in May and approval in June 2013.
- 2) Endowment and Similar Funds – The resources included in endowment and similar funds are a combination of gifts made to the University that contain certain stipulations as to preservation of principal, and additions to existing endowments in the form of investment income and market value fluctuations. Projections of total change in endowment and similar funds are difficult because these funds are subject to market risks as well as fluctuations in contributions.

- 3) Loan Funds – These funds are designated for student loans, which are provided by the federal government, the State of Minnesota, and private donors. The loan fund is the smallest group of non-current funds. Additions to the fund consist of interest received on outstanding loans and new contributions.

Noncurrent funds generally do not support the daily operations of the University and therefore are not detailed further within this document.

B. Current Funds

Current funds support the day-to-day activities of the University and can be explained in two categories:

- 1) Nonsponsored Funds
 - Centrally Distributed and Attributed – Funds distributed or attributed by the Board of Regents, which may be further distributed to a unit or department by a central, collegiate or administrative office.
 - Self-Sustaining – Funds in which expenditures are supported by revenues earned by the internal or external sale of goods or services, fees, federal appropriations, or by gifts from external donors.
- 2) Sponsored Funds (sponsored research) – Funds provided by a grant or contract that are administered by Sponsored Projects Administration within the Office of the Vice President for Research.

For FY12, the most recent year of actual resource and expenditure information, current fund revenues for University operations totaled approximately \$3.5 billion. Attachment 5 contains the definitions of all current nonsponsored and sponsored funds. Table 5 (below) outlines the major funding sources supporting FY12 expenditures, updated estimates of these sources for FY13 and the proposed budget for FY14.

Table 5
Current Fund Revenues
Sponsored and Nonsponsored

<u>Funding Source</u>	<u>FY2011-12 Actual Revenues</u>	<u>FY2012-13 Estimated</u>	<u>FY2013-14 Proposed Budget</u>	<u>FY14% of Total</u>
Operations & Maintenance Approp	\$483,881,000	\$483,881,000	\$515,211,000	14.1%
Tuition	804,933,414	835,053,584	842,099,186	23.1%
State Specials	71,698,300	85,870,000	85,995,000	2.4%
Indirect Cost Recovery	151,204,887	144,772,873	139,331,772	3.8%
Federal Appropriations	20,926,707	17,534,749	16,131,969	.4%
Grants & Contracts	231,423,664	287,550,363	288,988,115	7.9%
Internal Sales	216,526,237	220,856,762	225,273,897	6.2%
Gifts & Endowment Income	171,824,205	174,237,981	176,851,551	4.9%
Auxiliary Enterprises	309,950,799	316,149,815	325,634,309	8.9%
Sales, Fees and Misc. Income	357,419,910	331,980,107	341,939,510	9.4%
Private Practice	<u>80,480,009</u>	<u>84,538,318</u>	<u>86,229,084</u>	<u>2.4%</u>
Subtotal Current Nonsponsored	\$2,900,269,132	\$2,982,425,552	\$3,043,685,394	83.5%
Sponsored Research (direct)	<u>\$568,764,040</u>	<u>\$605,000,000</u>	<u>\$600,000,000</u>	<u>16.5%</u>
Total Revenue	\$3,469,033,172	\$3,587,425,552	\$3,643,685,394	100%

Revenue Summary by Fund Group

The President's recommended operating budget is composed of current, nonsponsored funds that represent 83.5% of all current fund resources. The budget also includes estimated resources for current, sponsored funds, which comprise the remaining 16.5% of annual current fund resources. What follows is a brief overview of the FY14 revenue summary for each of the current fund categories.

Centrally Distributed and Attributed Funds

Operations and Maintenance Fund

The financial plan for the Operations and Maintenance fund is based upon resources derived from state appropriations, financial services fees, the Enterprise Assessment, and transfers-in from central reserves.

Resources available for FY14 are projected to be \$546,582,673. This represents an increase in resources of \$29,093,356 compared to FY13.

- Legislative appropriations are increasing \$31,330,000: an increase of \$14,200,000 related to the appropriation for "tuition relief" (keeping the resident undergraduate tuition rate stable at the FY13 level); an increase of \$17,775,000 from the appropriation for MnDRIVE as explained previously, and a decrease of \$645,000 related to the movement of this appropriation pass-through for Hennepin County Medical Center from the University to the Office of Higher Education
- Application/Bursar fees are estimated to remain stable
- Resources from the Enterprise Assessment (internal assessment to support the enterprise system replacement projects) will increase an estimated \$5,750,000 due to an increase in the assessment rate from 1.25% of salaries in designated funds to 1.75% of salaries in those same funds
- The transfer-in from Central Reserves to support the O&M operating budget will remain stable between the two years
- A transfer in from an aid surplus is eliminated for FY14, which decreases that resource by \$1,664,520, but the offsetting expense was removed as well so it has no impact on the balance
- The balance available from the previous year is estimated to be \$6,322,124 less than that available in FY13. The carryforward into FY13 was planned from the late increase in state appropriation in FY12 and was spent on nonrecurring investments in FY13. That will not be repeated in FY14.

Tuition

Estimated tuition revenue is increasing \$8,760,488 between FY13 and FY14. Approximately half of this growth is a result of the rate increases proposed on nonresident undergraduate, graduate and professional rates to meet the budget challenge for the year. The other half is related to areas expecting slight increases in enrollment or proposed rate increases slightly above the standard 3%. The revenue estimates for FY14 are based on a 0% rate change for resident undergraduates, a rate increase of \$1,000 for nonresident undergraduates (5.8% on the Twin Cities campus and 7% on the Duluth campus), and a 3% rate increase for graduate students and many professional students. The rates for some professional programs will vary based on market considerations (see Attachment 4).

Attachment 12, Fund Forecast – Centrally Distributed and Attributed Funds, identifies the tuition estimates for FY13 and FY14 by college, campus and support unit. Under the institutional budget model, 100% of the tuition revenue is attributed to the units that generate it.

State Specials

Revenues from the state specials available for FY14 total \$85,995,000, which is a \$125,000 increase compared to FY13. According to the appropriation law for the System Special appropriation, the \$125,000 increase is to be allocated to the Labor Education Service within the Carlson School of Management.

The state specials by appropriation for FY13 and FY14 are:

Agricultural Special	\$42,922,000	\$42,922,000
Health Sciences Special	4,854,000	4,854,000
Technology Special	1,140,000	1,140,000
System Special	5,056,000	5,181,000
Mayo/University Partnership	7,491,000	7,491,000
Cigarette Tax	22,250,000	22,250,000
MN Care	<u>2,157,000</u>	<u>2,157,000</u>
Totals	\$85,870,000	\$85,995,000

The allocation of these appropriations by unit is included on Attachment 12: Fund Forecast - Centrally Distributed and Attributed Funds.

Indirect Cost Recovery

The financial plan for indirect cost recovery funds is based upon estimated resources derived from the reimbursements received from sponsors to cover “overhead/facilities and administrative” costs associated with sponsored research. For FY14, available indirect cost recovery resources are estimated to be \$139,331,772. This represents a decrease in resources available for distribution of \$5,441,101 compared to the estimate for the previous year – all from an estimated decrease in generated revenues based on projected grant activity. The Federal sequestration and the resulting reduction of funding available from the federal agencies, combined with continued competition from research institutions for that reduced pool of funding, is responsible for the estimated decline in revenues.

A new four-year F&A (facilities and administrative cost) rate agreement was signed on December 8, 2011. These new rates are effective from FY12 through FY15, and will continue to be used after the end of FY15 until a new rate agreement is established. These rates are applied to allowable direct grant expenditures to generate the Indirect Cost Recovery revenue:

Award Type	Current Rate (Use for FY14)	Old Rate
On-Campus Research	52.0%	51.0%
On-Campus Public Service (a.k.a. Other Sponsored Activities)	33.0%	32.0%
On-Campus Instruction	50.0%	50.0%
Hormel Institute	52.5%	52.5%
Department of Defense Contracts	57.0%	57.0%
Off-Campus Projects	26.0%	26.0%

Attachment 12, Fund Forecast – Centrally Distributed and Attributed Funds, identifies the ICR estimates for FY13 and FY14 by college, campus and support unit. Under the institutional budget model, 100% of the ICR revenue is attributed to the units that generate it.

Central Reserves

The primary revenue source for the central reserves fund is investment earnings from the temporary investment pool. The purpose of this fund is to insulate the University from potential major financial risks, including:

- Unanticipated or uninsured catastrophic events
- Temporary institutional revenue declines or expenditure gaps
- Unforeseen legal obligations and costs
- Failures in central infrastructure
- Failures of major business systems

The financial plan for FY14 central reserves is based on estimated resources derived from investment earnings. Resources available for the year are projected to be \$21,781,662 which is an increase of \$2,627,625 from FY13.

- The balance available from the previous year is estimated at \$3,194,625 more than that available in FY13
- Gross investment income is estimated to increase \$2,367,500 over FY13
- The estimate of capital gains/losses is \$2,890,000 less than in FY13, which has a negative impact on the balance (estimated loss of \$2,250,000 rather than a gain of \$640,000 as in FY13)
- The fees and operating costs deducted from earnings is \$44,500 more than in FY13
- The transfer to O&M is stable compared to FY13

The financial plan for FY14 central reserves includes allocations of \$1,372,000.

After allocations, the central reserves balance is projected to be \$20,391,662 at the end of FY14. Based on FY14 state appropriations, Board of Regents policy would set the required balance at \$24,048,240. Efforts will continue each year to increase the reserve back to Board policy level.

Self-Sustaining Funds

Auxiliary Enterprises

The University operates a number of self-sustaining operations called auxiliary enterprises. These are activities that provide goods and services predominantly to individuals in the University community and incidentally to the general public. Resident halls, food service, student unions, bookstores, parking and transit, health services and intercollegiate athletics are primary examples of auxiliary enterprises.

Overall, the FY14 budget for auxiliary enterprises is based upon estimated resources of approximately \$325,600,000.

Internal Service Activities

The University conducts internal service activities for the purpose of convenience, cost or control. These activities provide goods and services predominantly to University departments and incidentally to the general public. Fleet services, University Stores and the Physics Shop are examples of internal service activities.

Overall, the FY14 budget for internal service organizations is built based upon estimated resources of approximately \$225,000,000.

Other Unrestricted and Other Restricted Nonsponsored Activity

FY14 budget for other unrestricted and restricted nonsponsored funds are based upon estimated resources of approximately \$910,000,000.

The other unrestricted fund category includes resources derived from miscellaneous activity such as sales of education goods and services, clinical income, and course and campus/collegiate fees.

The other restricted fund category includes numerous restricted accounts, the funds of which may only be used in accordance with the purposes established by the source. Examples of funds included in this category are grants and contracts with business and industry, University of Minnesota Foundation, and restricted government funds.

Sponsored Research

Sponsored research consists of grants and contracts administered through the Office of Sponsored Project Administration (SPA). Sponsored funds typically represent multi-year activities surrounding research projects. Estimated expenditures for a given year will vary according to the University's ability to obtain research grants as well as the timing of expenditures related to current or pending research projects. Estimated direct expenditures for FY14 equal \$600,000,000.

VI. All Funds Budget – Expenditure/Allocation Summary

For FY12, the most recent year of actual resource and expenditure information, current fund expenditures for University operations totaled approximately \$3.2 billion. Attachment 5 contains the definitions of all current nonsponsored and sponsored funds. Table 6 below outlines (according to function) the current fund expenditures for FY12, updated estimates of these expenditures for FY13, and the proposed budget for FY14.

**Table 6
Current Fund Expenditures**

<u>Funding Source</u>	<u>FY2011-12 Actual Expenditures</u>	<u>FY2012-13 Estimated</u>	<u>FY2013-14 Proposed Budget</u>	<u>FY14 % of Total</u>
Instruction	\$709,167,686	\$739,764,044	\$759,304,442	22.4%
Research	235,073,611	245,215,636	251,692,851	7.4%
Public Service	151,335,302	157,864,518	162,034,409	4.8%
Academic Support	443,611,723	462,750,925	474,974,196	14.0%
Student Services	116,106,797	121,116,113	124,315,318	3.6%
Institutional Support	183,711,087	184,109,289	183,610,203	5.4%
Plant/Ops & Maintenance	278,391,808	290,402,755	298,073,559	8.8%
Scholarships/Fellowships	256,282,256	267,339,308	274,400,906	8.1%
Auxiliary Enterprises	246,347,902	256,976,346	263,764,213	7.8%
	\$2,620,028,172	\$2,725,538,934	\$2,792,170,097	82.3%
Subtotal Sponsored (direct)	\$568,764,040	\$605,000,000	\$600,000,000	17.7%
Total Expenditures	\$3,188,792,212	\$3,330,538,934	\$3,392,170,097	100%

The President's recommended operating budget is composed of current, nonsponsored funds that represent 82.3% of all current fund expenditures. The budget also includes estimated expenditures for current, sponsored funds, which comprise the remaining 17.7% of annual current fund expenditures.

Centrally Distributed and Attributed – Proposed Distributions

Within the context of available resources, the proposed distributions for the centrally distributed and attributed funds are as follows:

Fiscal Year 2013-14 Proposed Distributions Centrally Distributed and Attributed Funds

	<u>O&M</u>	<u>Tuition</u>	<u>State Specials</u>	<u>ICR</u>	<u>Central Reserves</u>
Balance Forward	\$721,673	\$0	\$0	\$0	\$17,782,037
Annual Revenue/ Net Transfers	<u>\$545,861,000</u>	<u>\$842,099,186</u>	<u>\$85,955,000</u>	<u>\$139,331,772</u>	<u>\$3,999,625</u>
Total Net Resources	\$546,582,683	\$842,099,186	\$85,955,000	\$139,331,772	\$21,781,662
Planned Distributions	<u>\$546,239,049</u>	<u>\$842,099,186</u>	<u>\$85,955,000</u>	<u>\$139,331,772</u>	<u>\$1,390,000</u>
Ending Balance	\$343,624	\$0	\$0	\$0	\$20,391,662

Details on specific distributions by campus, college and support unit can be found on Attachment 12, Fund Forecast – Centrally Distributed and Attributed Funds.

VII. All Current Funds Operating Budget – Resolution

Attachment 13 contains the budget resolution for approval by the Board of Regents.

Attachment 1 Resource and Expenditure Budget Plan University Fiscal Page

	A	B	C	D
	Actual 2010-2011	Actual 2011-2012	Estimated Budget 2012-2013	Budget Plan 2013-2014
RESOURCES				
a Carry Forward	\$575,435,148	\$664,994,187	\$774,030,889	\$773,440,986
Current Revenue - Total Revenue by Fund				
O&M State Appropriations	\$527,410,000	\$483,881,000	\$483,881,000	\$515,211,000
Tuition	\$766,146,147	\$804,933,414	\$835,053,584	\$842,099,186
State Special	\$89,393,055	\$71,698,300	\$85,870,000	\$85,995,000
Sales, Fees, and Misc	\$286,111,800	\$357,419,910	\$331,980,107	\$341,939,510
Indirect Cost Recovery	\$147,969,839	\$151,204,887	\$144,772,873	\$139,331,772
Auxiliary Enterprises	\$303,508,100	\$309,950,799	\$316,149,815	\$325,634,309
Internal Sales	\$212,443,608	\$216,526,237	\$220,856,762	\$225,273,897
Private Practice	\$67,648,446	\$80,480,009	\$84,538,318	\$86,229,084
Federal Appropriations	\$18,893,446	\$20,926,707	\$17,534,749	\$16,131,969
Gifts & Endowment Income	\$172,083,640	\$171,824,205	\$174,237,981	\$176,851,551
Restricted Grants, Contracts & Misc	\$284,703,330	\$231,423,664	\$287,550,363	\$288,988,115
b Total Revenues	\$2,876,311,410	\$2,900,269,133	\$2,982,425,552	\$3,043,685,394
c TOTAL NET RESOURCES (a+b)	\$3,451,746,558	\$3,565,263,320	\$3,756,456,441	\$3,817,126,379
EXPENDITURES				
Expenditures by Function				
Instruction	\$703,601,844	\$709,167,686	\$739,764,044	\$759,304,442
Research	\$234,998,508	\$235,073,611	\$245,215,636	\$251,692,851
Public Service	\$148,336,656	\$151,335,302	\$157,864,518	\$162,034,409
Academic Support	\$436,182,296	\$443,611,723	\$462,750,925	\$474,974,196
Student Services	\$117,770,397	\$116,106,797	\$121,116,113	\$124,315,318
Institutional Support	\$189,189,174	\$183,711,087	\$184,109,289	\$183,610,203
Operations & Maintenance of Plant	\$291,050,768	\$278,391,808	\$290,402,755	\$298,073,559
Scholarships & Fellowships	\$267,439,014	\$256,282,256	\$267,339,308	\$274,400,906
Auxiliary Enterprises	\$241,449,266	\$246,347,902	\$256,976,346	\$263,764,213
Total Expenditures	\$2,630,017,924	\$2,620,028,172	\$2,725,538,934	\$2,792,170,097
Expenditures by Natural Classification				
Salaries	\$1,198,109,715	\$1,182,755,803	\$1,215,818,769	\$1,258,372,426
Fringe Benefits	\$380,418,231	\$385,813,668	\$439,723,435	\$435,326,200
Student Aid	\$274,905,621	\$262,010,218	\$265,231,830	\$271,862,626
Supplies, Services, Miscellaneous	\$304,605,784	\$330,849,929	\$347,880,621	\$358,317,040
Consulting & Professional Services	\$90,077,649	\$88,536,329	\$85,230,520	\$87,787,436
Materials for Resale	\$72,176,366	\$70,223,662	\$68,834,233	\$68,145,891
Capital Assets/Equipment	\$32,603,159	\$56,602,234	\$28,762,430	\$29,625,303
Noncapital Equipment	\$29,129,443	\$28,470,756	\$32,142,419	\$33,106,692
Rents & Leases	\$23,705,685	\$28,062,464	\$28,086,362	\$28,367,226
Repairs, Maintenance, Supplies	\$56,051,456	\$58,910,764	\$61,795,346	\$63,649,206
ICR, Subcontracts, Participant Expense	\$5,017,902	\$29,950	\$326,823	\$328,457
Other Expenses & Adjustments	\$12,737,364	(\$16,594,377)	\$937,497	\$1,000,000
University Assessments	(\$246,422)	\$253,709	\$497,884	\$0
Utilities	\$150,725,970	\$144,103,062	\$150,270,765	\$156,281,596
d Total Expenditures	\$2,630,017,924	\$2,620,028,172	\$2,725,538,934	\$2,792,170,097
TRANSFERS & ADJUSTMENTS				
e Transfers & Carryforward Adj	(\$156,734,447)	(\$171,204,258)	(\$257,476,521)	(\$250,000,000)
ENDING BALANCE (c-d+e)	\$664,994,187	\$774,030,889	\$773,440,986	\$774,956,282
Sponsored	\$593,013,505	\$568,764,040		

Attachment 2

2013-14 Fringe Benefit Rates by Component

2011-12 Actual	ACADEMIC	CIVIL SERVICE	GRADUATE ASSISTANT
Retirement	13.28	5.07	--
Group Life & Disability	.53	--	--
Workers Compensation	.18	1.34	--
Unemployment	.22	.88	--
Social Security	5.18	5.86	5.99
Medicare	1.42	1.42	1.62
Tuition	.35	.95	**
Health Insurance	14.25	24.71	18.49
Vacation	.59	1.07	--
	<u>36.00</u>	<u>41.30</u>	<u>26.10</u>

2012-13 Actual	ACADEMIC	CIVIL SERVICE	GRADUATE ASSISTANT
Retirement	12.86	5.08	---
Group Life & Disability	.46	---	---
Workers Compensation	.08	1.11	---
Unemployment	.14	.75	---
Social Security	5.08	5.80	5.92
Medicare	1.37	1.41	1.42
Tuition	.29	.87	**
Health Insurance	13.47	23.61	16.76
Vacation	1.15	.97	---
	<u>34.90</u>	<u>39.60</u>	<u>24.10</u>

2013-14	ACADEMIC	CIVIL SERVICE	GRADUATE ASSISTANT
Retirement	13.20	5.07	---
Group Life & Disability	.42	--	---
Workers Compensation	.11	.87	---
Unemployment	.09	.32	---
Social Security	5.21	5.75	5.98
Medicare	1.42	1.29	1.42
Tuition	.24	.76	**
Health Insurance	12.42	21.79	15.70
Vacation	.49	.95	---
	<u>33.60</u>	<u>36.80</u>	<u>23.10</u>

** Graduate Student tuition remission is a flat charge per hour that a student works.

Attachment 3

Graduate and Professional Student Fringe Benefit Rate Table

Tuition Fringe as Dollar per Hour Charge

Fiscal Year 2013-14

	Tuition	Health	Social Security Medicare	Total % Fringe
Summer Term Only				
9571 Summer Term TA	\$0.00	15.70%	7.40%	23.10%
9572 Summer Term RA	\$0.00	15.70%	7.40%	23.10%
9573 Summer Term AF	\$0.00	15.70%	7.40%	23.10%
9574 Summer Term TA w/ T. Ben	\$40.94	15.70%	7.40%	23.10%
9575 Summer Session TA w/o T. Ben	\$0.00	15.70%	7.40%	23.10%
Academic Year and Summer Term				
9510 Graduate Assistant Coach	\$17.32	15.70%	7.40%	23.10%
9511 Teaching Assistant (TA)	\$17.32	15.70%	7.40%	23.10%
9515 Graduate Instructor	\$17.32	15.70%	7.40%	23.10%
9517 Ph.D. Cand. Graduate Instructor	\$2.75	15.70%	7.40%	23.10%
9518 Advanced Masters TA	\$2.75	15.70%	7.40%	23.10%
9519 Ph.D. Cand. w/24 thesis cred. TA	\$2.75	15.70%	7.40%	23.10%
9521 Research Assistant (RA)	\$17.32	15.70%	7.40%	23.10%
9526 Graduate Research Project Asst.	\$17.32	15.70%	7.40%	23.10%
9527 Ph.D. Cand. Grad Research Asst.	\$2.75	15.70%	7.40%	23.10%
9528 Advanced Masters RA	\$2.75	15.70%	7.40%	23.10%
9529 Ph.D. Cand. w/24 thesis cred. RA	\$2.75	15.70%	7.40%	23.10%
9531 Administrative Fellow (AF)	\$17.32	15.70%	7.40%	23.10%
9532 Advanced Masters AF	\$2.75	15.70%	7.40%	23.10%
9533 Ph.D. Cand. w/24 thesis cred. AF	\$2.75	15.70%	7.40%	23.10%
9535 Professional Program Asst.	\$0.00	15.70%	7.40%	23.10%
9538 Legal Project Assistant w/T. Ben	\$39.10	0.00%	7.40%	7.40%
9539 Legal Project Asst. w/o T. Ben	\$0.00	0.00%	7.40%	7.40%
9553 Dental Fellow	\$17.32	0.00%	7.40%	7.40%
9554 Med Fellow, Graduate Program	\$8.66	0.00%	7.40%	7.40%
9559 Med Resident, Grad Program	\$8.66	0.00%	7.40%	7.40%
9549 Vet Resident, Grad Program	\$11.54	0.00%	7.40%	7.40%

FICA assessed only if student fails test for exclusion. Graduate students employed at the University will be exempt from FICA withholding on their University wages, and therefore, their salaries will not be assessed for the employer's share of FICA, if they meet the following test:

- Enrolled for at least 3 credits per term if a graduate student (one credit for Ph.D. candidates working on a dissertation)

Social Security and Medicare components are 5.98% for FICA and 1.42% for Medicare (7.40% total)

University of Minnesota 2013-14 Tuition Plan: Tuition Rates

2013-14 Tuition Schedule

	29-May-13	A		B		C		D		E		F	
		2012-13		2012-13		2013-14		2013-14		2013-14		2013-14	
		Semester Rates		Semester Rates		Semester Rates		Semester Rates		Semester Rates		Semester Rates	
		Resident	Nonresident	Resident	Nonresident	Resident	Nonresident	Resident	Nonresident	Resident	Nonresident	% Increase	% Increase
Twin Cities													
Undergraduate													
Per Credit		\$463.85	\$665.76	\$463.85	\$704.24			0.0%	5.8%				
13-Credit Band		\$6,030.00	\$8,655.00	\$6,030.00	\$9,155.00			0.0%	5.8%				
Carlson School of Management tuition surcharge (paid in addition to rates above)													
Full time (9 or more credits)		\$250.00	\$250.00	\$500.00	\$500.00					Approved June 2012			
1-8 credits, Per Credit				\$50.00	\$50.00								
Graduate School General Programs													
Per Credit		\$1,214.16	\$1,860.00	\$1,250.67	\$1,915.84			3.0%	3.0%				
6-14 Credits		\$7,285.00	\$11,160.00	\$7,504.00	\$11,495.00			3.0%	3.0%				
Each Credit over 14		\$1,214.16	\$1,860.00	\$1,250.67	\$1,915.84			3.0%	3.0%				
College specific post-baccalaureate programs													
College of Design													
Masters of Architecture													
Masters of Landscape Architecture													
MS-Heritage Conservation and Preservation													
MS-Sustainable Design													
MS-Metropolitan Design													
MS-Research Practices													
Per Credit		\$944.16	\$944.16	\$972.50	\$972.50			3.0%	3.0%				
12-17 Credits		\$11,330.00	\$11,330.00	\$11,670.00	\$11,670.00			3.0%	3.0%				
Each Credit over 17		\$944.16	\$944.16	\$972.50	\$972.50			3.0%	3.0%				
Housing Studies Certificate													
Per Credit		\$808.08	\$808.08	\$832.32	\$832.32			3.0%	3.0%				
College of Education and Human Development													
Departmental Masters and Post-baccalaureate Certificates													
Per Credit		\$595.00	\$903.08	\$613.00	\$930.00			3.0%	3.0%				
12 credits or more		\$7,140.00	\$10,837.00	\$7,356.00	\$11,160.00			3.0%	3.0%				
College of Continuing Education													
Masters of Professional Studies in Horticulture (formerly Departmental Masters)													
Per Credit		\$595.00	\$903.08	\$613.00	\$930.00			3.0%	3.0%				
12 credits or more		\$7,140.00	\$10,837.00	\$7,356.00	\$11,160.00			3.0%	3.0%				
Departmental Masters and Post-baccalaureate Certificates													
Per Credit		\$595.00	\$903.08	\$613.00	\$930.00			3.0%	3.0%				
12 credits or more		\$7,140.00	\$10,837.00	\$7,356.00	\$11,160.00			3.0%	3.0%				
Master of Biological Sciences													
Per Credit		\$1,477.00	\$1,477.00	\$1,477.00	\$1,477.00			0.0%	0.0%				
8-12 credit plateau				\$11,816.00	\$11,816.00			N/A	N/A				
Each Credit over 12				\$1,477.00	\$1,477.00			N/A	N/A				
Master of Professional Studies in Integrated Behavioral Health													
Per Credit		\$728.00	\$728.00	\$750.00	\$750.00			3.0%	3.0%				
8-12 credit plateau				\$6,000.00	\$6,000.00			N/A	N/A				
Each Credit over 12				\$750.00	\$750.00			N/A	N/A				
Addiction Studies Certificate													
Per Credit		\$728.00	\$728.00	\$750.00	\$750.00			3.0%	3.0%				
8-12 credit plateau				\$6,000.00	\$6,000.00			N/A	N/A				
Each Credit over 12				\$750.00	\$750.00			N/A	N/A				

University of Minnesota 2013-14 Tuition Plan: Tuition Rates

2013-14 Tuition Schedule

	29-May-13	A		B		C		D		E		F	
		2012-13		2012-13		2013-14		2013-14		2013-14		2013-14	
		Semester Rates		Semester Rates		Semester Rates		Semester Rates		Semester Rates		Semester Rates	
		Resident	Nonresident	Resident	Nonresident	Resident	Nonresident	Resident	Nonresident	Resident	Nonresident	Resident	Nonresident
Master of Liberal Studies													
Per Credit		\$1,167.67	\$1,167.67	\$1,167.67	\$1,167.67	\$1,167.67	\$1,167.67	0.0%	0.0%				
6-14 Credits		\$7,006.00	\$7,006.00	\$7,006.00	\$7,006.00	\$7,006.00	\$7,006.00	0.0%	0.0%				
Each Credit Over 14		\$1,167.67	\$1,167.67	\$1,167.67	\$1,167.67	\$1,167.67	\$1,167.67	0.0%	0.0%				
Innovation Studies Certificate													
Per Credit		\$1,167.67	\$1,167.67	\$1,167.67	\$1,167.67	\$1,167.67	\$1,167.67	0.0%	0.0%				
6-14 Credits		\$7,006.00	\$7,006.00	\$7,006.00	\$7,006.00	\$7,006.00	\$7,006.00	0.0%	0.0%				
Each Credit Over 14		\$1,167.67	\$1,167.67	\$1,167.67	\$1,167.67	\$1,167.67	\$1,167.67	0.0%	0.0%				
Masters of Professional Studies in Arts and Cultural Leadership													
Per Credit		\$1,167.67	\$1,167.67	\$1,167.67	\$1,167.67	\$1,167.67	\$1,167.67	0.0%	0.0%				
6-14 Credits		\$7,006.00	\$7,006.00	\$7,006.00	\$7,006.00	\$7,006.00	\$7,006.00	0.0%	0.0%				
Each Credit Over 14		\$1,167.67	\$1,167.67	\$1,167.67	\$1,167.67	\$1,167.67	\$1,167.67	0.0%	0.0%				
College of Liberal Arts													
Master of Geographical Information System													
Per credit		\$1,264.47	\$1,939.77	\$1,302.44	\$1,998.03	\$1,302.44	\$1,998.03	3.0%	3.0%				
6-14 Credits		\$7,587.00	\$11,639.00	\$7,815.00	\$11,989.00	\$7,815.00	\$11,989.00	3.0%	3.0%				
Each Credit over 14		\$1,264.47	\$1,939.77	\$1,302.44	\$1,998.03	\$1,302.44	\$1,998.03	3.0%	3.0%				
Humphrey School of Public Affairs													
Master of Public Policy (MPP)													
Master of Urban and Regional Planning (MURP)													
Master of Science in Science, Technology and Environmental Policy (MS-STEP)													
Per Credit		\$1,382.66	\$1,996.50	\$1,424.17	\$2,056.42	\$1,424.17	\$2,056.42	3.0%	3.0%				
6-15 Credits		\$8,296.00	\$11,979.00	\$8,545.00	\$12,338.00	\$8,545.00	\$12,338.00	3.0%	3.0%				
Each Credit over 15		\$1,382.66	\$1,996.50	\$1,424.17	\$2,056.42	\$1,424.17	\$2,056.42	3.0%	3.0%				
Master of Development Practice													
Per Credit		\$1,382.66	\$1,996.50	\$1,424.17	\$2,056.42	\$1,424.17	\$2,056.42	3.0%	3.0%				
6-16 Credits		\$8,296.00	\$11,979.00	\$8,545.00	\$12,338.00	\$8,545.00	\$12,338.00	3.0%	3.0%				
Each Credit over 16		\$1,382.66	\$1,996.50	\$1,424.17	\$2,056.42	\$1,424.17	\$2,056.42	3.0%	3.0%				
Master of Public Affairs Per Credit		\$1,168.00	\$1,814.00	\$1,203.00	\$1,868.50	\$1,203.00	\$1,868.50	3.0%	3.0%				
Certificate Programs													
Public Affairs Leadership (per cr)													
Per Credit		\$1,168.00	\$1,814.00	\$1,203.00	\$1,868.50	\$1,203.00	\$1,868.50	3.0%	3.0%				
Policy Issues on Work and Pay (per cr)													
Per Credit		\$1,168.00	\$1,814.00	\$1,203.00	\$1,868.50	\$1,203.00	\$1,868.50	3.0%	3.0%				
Nonprofit Management													
Per Credit		\$800.00	\$1,192.80	\$854.50	\$1,233.85	\$854.50	\$1,233.85	6.8%	3.4%				
10-15 Credits		\$8,000.00	\$11,928.00	\$8,545.00	\$12,338.00	\$8,545.00	\$12,338.00	6.8%	3.4%				
Each Credit over 15		\$800.00	\$1,192.80	\$854.50	\$1,233.85	\$854.50	\$1,233.85	6.8%	3.4%				
College of Science and Engineering													
Management of Technology Masters													
First Year		\$16,525.00	\$16,525.00	\$16,525.00	\$16,525.00	\$16,525.00	\$16,525.00	0.0%	0.0%				
Second Year		\$16,525.00	\$16,525.00	\$16,525.00	\$16,525.00	\$16,525.00	\$16,525.00	0.0%	0.0%				
Per Credit (special circumstances)/9		\$1,836.00	\$1,836.00	\$1,836.00	\$1,836.00	\$1,836.00	\$1,836.00	0.0%	0.0%				
Software Engineering Masters													
First Year		\$8,050.00	\$8,050.00	\$8,050.00	\$8,050.00	\$8,050.00	\$8,050.00	0.0%	0.0%				
Second Year (continuing)		\$7,650.00	\$7,650.00	\$8,050.00	\$8,050.00	\$8,050.00	\$8,050.00	5.2%	5.2%				
Infrastructure Systems Eng Masters													
First Year		\$7,397.50	\$7,397.50		Discontinued			N/A	N/A				
Second Year		\$7,397.50	\$7,397.50		Discontinued			N/A	N/A				
Third Year		\$7,187.50	\$7,187.50		Discontinued			N/A	N/A				
Per Credit (special circumstances)		\$986.00	\$986.00		Discontinued			N/A	N/A				
Infrastructure Systems Management and Engineering													

University of Minnesota 2013-14 Tuition Plan: Tuition Rates

2013-14 Tuition Schedule

	29-May-13	A		B		C		D		E		F	
		2012-13	2012-13		2013-14		2013-14		2013-14		2013-14		
		Semester Rates		Semester Rates		Semester Rates		Semester Rates		Semester Rates		Semester Rates	
		Resident	Nonresident	Resident	Nonresident	Resident	Nonresident	Resident	Nonresident	Resident	Nonresident	Resident	Nonresident
		Starting Fall 2013											
Per Credit						\$1,060.00	\$1,060.00			N/A	N/A		
Master of Financial Mathematics & Fund of Quant Finance Cert.													
Per Credit, Entered Fall 2011		\$865.00	\$865.00	\$865.00	\$865.00	\$865.00	\$865.00	0.0%	0.0%	0.0%	0.0%		
Per Credit, Entered Fall 2012 or later		\$865.00	\$1,065.00	\$865.00	\$1,065.00	\$865.00	\$1,065.00	0.0%	0.0%	0.0%	0.0%		
Master of Security Technology													
Per Credit		\$1,060.00	\$1,060.00	\$1,060.00	\$1,060.00	\$1,060.00	\$1,060.00	0.0%	0.0%	0.0%	0.0%		
Carlson School of Management													
Industrial Relations Masters Day Program													
Per Credit		\$874.00	\$1,477.40	\$900.00	\$1,477.40	\$900.00	\$1,477.40	3.0%	0.0%	3.0%	0.0%		
10-15 Credits		\$8,740.00	\$14,774.00	\$9,000.00	\$14,774.00	\$9,000.00	\$14,774.00	3.0%	0.0%	3.0%	0.0%		
Each Credit over 15		\$874.00	\$1,477.40	\$900.00	\$1,477.40	\$900.00	\$1,477.40	3.0%	0.0%	3.0%	0.0%		
Industrial Relations Masters Evening Program													
Per Credit		\$883.00	\$1,254.00	\$908.00	\$1,254.00	\$908.00	\$1,254.00	2.8%	0.0%	2.8%	0.0%		
M.B.A. Day Program													
<i>Entering Students (guaranteed two-year rates)</i>													
Per Credit		\$1,384.58	\$1,875.00	\$1,426.25	\$1,875.00	\$1,426.25	\$1,875.00	3.0%	0.0%	3.0%	0.0%		
12-19 Credits		\$16,615.00	\$22,500.00	\$17,115.00	\$22,500.00	\$17,115.00	\$22,500.00	3.0%	0.0%	3.0%	0.0%		
Each Credit over 19		\$1,384.58	\$1,875.00	\$1,426.25	\$1,875.00	\$1,426.25	\$1,875.00	3.0%	0.0%	3.0%	0.0%		
<i>Continuing Students</i>													
Per Credit		\$1,321.08	\$1,857.00	\$1,384.59	\$1,875.00	\$1,384.59	\$1,875.00	4.8%	1.0%	4.8%	1.0%		
12-17 Credits		\$15,853.00	\$22,284.00	\$16,615.00	\$22,500.00	\$16,615.00	\$22,500.00	4.8%	1.0%	4.8%	1.0%		
Each Credit over 17		\$1,321.08	\$1,857.00	\$1,384.59	\$1,875.00	\$1,384.59	\$1,875.00	4.8%	1.0%	4.8%	1.0%		
M.B.A. Evening Program													
Per Credit (1-11)		\$1,200.00	\$1,200.00	\$1,235.00	\$1,235.00	\$1,235.00	\$1,235.00	2.9%	2.9%	2.9%	2.9%		
Each Credit over 11		\$1,200.00	\$1,706.00	\$1,235.00	\$1,760.00	\$1,235.00	\$1,760.00	2.9%	3.2%	2.9%	3.2%		
M.B.T. Program													
Per Credit (1-11)		\$1,200.00	\$1,200.00	\$1,235.00	\$1,235.00	\$1,235.00	\$1,235.00	2.9%	2.9%	2.9%	2.9%		
Each Credit over 11		\$1,200.00	\$1,706.00	\$1,235.00	\$1,760.00	\$1,235.00	\$1,760.00	2.9%	3.2%	2.9%	3.2%		
Master of Accounting													
Per Credit (1-9)		\$874.00	\$1,477.40	\$900.00	\$1,477.40	\$900.00	\$1,477.40	3.0%	0.0%	3.0%	0.0%		
10-18 Credits		\$8,740.00	\$14,774.00	\$9,000.00	\$14,774.00	\$9,000.00	\$14,774.00	3.0%	0.0%	3.0%	0.0%		
Each Credit over 18		\$874.00	\$1,477.40	\$900.00	\$1,477.40	\$900.00	\$1,477.40	3.0%	0.0%	3.0%	0.0%		
Executive MBA													
Entering Students (guaranteed 2 yr rates)		\$24,225.00	\$24,225.00	\$26,250.00	\$26,250.00	\$26,250.00	\$26,250.00	8.4%	8.4%	8.4%	8.4%		
Continuing Students		\$23,750.00	\$23,750.00	\$24,225.00	\$24,225.00	\$24,225.00	\$24,225.00	2.0%	2.0%	2.0%	2.0%		

University of Minnesota 2013-14 Tuition Plan: Tuition Rates

2013-14 Tuition Schedule

	29-May-13	A	B	C	D	E	F
		2012-13	2012-13	2013-14	2013-14	2013-14	2013-14
		Semester Rates		Semester Rates		Semester Rates	
	Resident	Nonresident	Resident	Nonresident	Resident	Nonresident	Resident
Dentistry, School of							
Students entering 2011-12 or later							
Semester		\$15,270.00	\$27,621.00	\$15,651.75	\$28,311.53	2.5%	2.5%
Summer Term		\$8,496.00	\$15,100.00	\$8,708.40	\$15,477.50	2.5%	2.5%
Program Completion & alternate curriculum		\$610.80	\$1,104.84	\$626.07	\$1,132.46	2.5%	2.5%
Alternate curriculum summer				\$669.88	\$1,190.58	N/A	N/A
Students entering prior to 2011-12							
Semester		\$14,931.00	\$27,251.00	\$15,304.28	\$27,932.28	2.5%	2.5%
Summer Term		\$8,315.00	\$14,902.00	\$8,522.88	\$15,274.55	2.5%	2.5%
Program Completion & Alternate Curriculum per credit		\$597.24	\$1,090.00	\$612.17	\$1,117.25	2.5%	2.5%
Alternate curriculum summer per credit				\$655.61	\$1,174.97	N/A	N/A
North Dakota Reciprocity (75% NR rate)							
Semester			\$20,438.25	Discontinued			N/A
Summer Term			\$11,176.50	Discontinued			N/A
Program Completion (per credit)			\$817.50	Discontinued			N/A
PASS							
Summer Term - Year 1		\$20,387.00	\$20,387.00	\$17,088.19	\$17,088.19	-16.2%	-16.2%
Semester - Year 1 (Spring 2014, Fall 2014, Spring 2015)		\$31,538.00	\$31,538.00	\$31,538.00	\$31,538.00	0.0%	0.0%
Summer Term - Year 2		\$16,182.00	\$16,182.00	\$16,182.00	\$16,182.00	0.0%	0.0%
Semester - Year 2		\$29,932.00	\$29,932.00	\$29,932.00	\$29,932.00	0.0%	0.0%
Program Completion & Alternate Curriculum Year 1&2 (per credit)				\$1,229.00	\$1,229.00		
Program Completion & Alternate Curriculum Year 1&2 (summer, per credit)				\$1,279.00	\$1,279.00		
Dental Therapist Graduate Program							
Semester (incoming students fall 2013)				\$7,504.00	\$11,495.00	N/A	N/A
Semester (returning students)		\$6,988.00	\$11,162.00	\$7,162.70	\$11,441.05	2.5%	2.5%
Summer Term (returning students)		\$6,988.00	\$11,162.00	\$7,162.70	\$11,441.05	2.5%	2.5%
Program Completion & Alternate Curriculum per credit				\$546.00	\$882.00	N/A	N/A
Master of Dental Hygiene (same as Graduate School)							
Semester		\$7,285.00	\$11,160.00	\$7,504.00	\$11,495.00	3.0%	3.0%
Program Completion & Alternate Curriculum per credit				\$557.23	\$884.22	N/A	N/A
Certificate Programs (students entering 2011-12)							
Oral Maxillofacial Surgery		\$1,767.00	\$1,767.00	\$1,811.00	\$1,811.00	2.5%	2.5%
Orthodontics		\$4,061.00	\$4,061.00	\$4,163.00	\$4,163.00	2.5%	2.5%
Pediatrics		\$4,061.00	\$4,061.00	\$4,163.00	\$4,163.00	2.5%	2.5%
Periodontology		\$4,061.00	\$4,061.00	\$4,163.00	\$4,163.00	2.5%	2.5%
Prosthodontics		\$2,826.00	\$2,826.00	\$2,897.00	\$2,897.00	2.5%	2.5%
TMD and Orofacial		\$2,826.00	\$2,826.00	\$2,897.00	\$2,897.00	2.5%	2.5%
Oral Health Services for Older Adults		\$2,826.00	\$2,826.00	\$2,897.00	\$2,897.00	2.5%	2.5%
Endodontics		\$4,061.00	\$4,061.00	\$4,163.00	\$4,163.00	2.5%	2.5%
GPR		\$2,826.00	\$2,826.00	\$2,897.00	\$2,897.00	2.5%	2.5%
Certificate Programs (students entering prior to 2011-12)							
Oral Maxillofacial Surgery		\$1,767.00	\$1,767.00	\$1,811.00	\$1,811.00	2.5%	2.5%
Orthodontics		\$2,826.00	\$2,826.00	\$2,897.00	\$2,897.00	2.5%	2.5%
Pediatrics		\$2,826.00	\$2,826.00	\$2,897.00	\$2,897.00	2.5%	2.5%
Periodontology		\$2,826.00	\$2,826.00	\$2,897.00	\$2,897.00	2.5%	2.5%
Prosthodontics		\$2,826.00	\$2,826.00	\$2,897.00	\$2,897.00	2.5%	2.5%
TMD and Orofacial		\$2,826.00	\$2,826.00	\$2,897.00	\$2,897.00	2.5%	2.5%
Oral Health Services for Older Adults		\$2,826.00	\$2,826.00	\$2,897.00	\$2,897.00	2.5%	2.5%
Endodontics		\$2,826.00	\$2,826.00	\$2,897.00	\$2,897.00	2.5%	2.5%
GPR		\$2,826.00	\$2,826.00	\$2,897.00	\$2,897.00	2.5%	2.5%

University of Minnesota 2013-14 Tuition Plan: Tuition Rates

2013-14 Tuition Schedule

	29-May-13	A	B	C	D	E	F
		2012-13	2012-13	2013-14	2013-14	2013-14	2013-14
		Semester Rates		Semester Rates		Semester Rates	
	Resident	Nonresident	Resident	Nonresident	Resident	Nonresident	Resident
Law School							
1 L							
Per Credit		\$1,454.00	\$1,815.00	\$1,585.00	\$1,888.00	9.0%	4.0%
Term (12 or more Credits)		\$17,448.00	\$21,780.00	\$19,020.00	\$22,656.00	9.0%	4.0%
2 L							
Per Credit		\$1,440.00	\$1,815.00	\$1,512.00	\$1,888.00	4.0%	4.0%
Term (12 or more Credits)		\$17,280.00	\$21,780.00	\$18,144.00	\$22,656.00	5.0%	4.0%
3 L							
Per Credit		\$1,415.00	\$1,815.00	\$1,498.00	\$1,888.00	4.0%	4.0%
Term (12 or more Credits)		\$16,980.00	\$21,780.00	\$17,976.00	\$22,656.00	5.9%	4.0%
Summer							
1L (per credit)		\$1,454.00	\$1,454.00	\$1,585.00	\$1,585.00	9.0%	9.0%
2L&3L (per credit)		\$1,440.00	\$1,440.00	\$1,512.00	\$1,512.00	4.0%	4.0%
LLM							
Per semester			\$22,464.00		\$ 23,362.50		4.0%
Program Completion/special circumstances (per credit)					\$ 1,947.00		N/A
Medical School (TC & UMD)							
<i>All per term, including summer</i>							
1st year students		\$12,376.00	\$16,263.00	\$12,624.00	\$16,589.00	2.0%	2.0%
2nd year students		\$11,900.00	\$15,489.00	\$12,376.00	\$16,263.00	4.0%	5.0%
3rd year students		\$11,366.00	\$14,456.00	\$11,900.00	\$15,489.00	4.7%	7.1%
4th year students		\$10,859.00	\$13,495.00	\$11,366.00	\$14,456.00	4.7%	7.1%
5th year students		\$10,374.00	\$12,885.00	\$10,859.00	\$13,495.00	4.7%	4.7%
6th year students		\$10,092.00	\$12,530.00	\$10,374.00	\$12,885.00	2.8%	2.8%
Medical School Pre-admit (99PRD)		Same as Grad School rate		Same as Grad School rate			
Physical Therapy (DPT)		\$8,468.00	\$13,622.00	\$8,722.00	\$14,031.00	3.0%	3.0%
Nursing, School of							
Doctor of Nursing Practice (DNP) - Post Bac							
Per credit		\$877.88	\$877.88	\$899.77	\$899.77	2.5%	2.5%
Per Semester (9crs or more)		\$7,901.00	\$7,901.00	\$8,098.00	\$8,098.00	2.5%	2.5%
Doctor of Nursing Practice (DNP) - Post Masters							
99PRD - Per credit		\$871.00	\$871.00	\$893.00	\$893.00	2.5%	2.5%
Master of Nursing (MN)							
Per credit		\$614.00	\$614.00	\$632.50	\$632.50	3.0%	3.0%
Occupational Therapy							
Per Semester		\$10,420.00	\$15,497.00	\$ 10,732.00	\$ 15,962.00	3.0%	3.0%
Per credit/12		\$868.33	\$1,291.42	\$ 894.39	\$ 1,330.16	3.0%	3.0%
Pharmacy, College of (TC & UMD)							
Per Credit: Years 1-3		\$962.00	\$1,436.75	\$991.00	\$1,466.00	3.0%	2.0%
Term (12 or more Credits): Years 1-3		\$11,548.00	\$17,241.00	\$11,892.00	\$17,592.00	3.0%	2.0%
Year 4: Term Rates Only for Summer, Fall and Spring regardless of Credit Load		\$11,548.00	\$17,241.00	\$11,892.00	\$17,592.00	3.0%	2.0%

University of Minnesota 2013-14 Tuition Plan: Tuition Rates

2013-14 Tuition Schedule

	29-May-13	A	B	C	D	E	F
		2012-13	2012-13	2013-14	2013-14	2013-14	2013-14
		Semester Rates		Semester Rates		Semester Rates	
	Resident	Nonresident	Resident	Nonresident	Resident	Nonresident	
Public Health, School of							
Per Credit (semester)		\$829.00	\$1,078.00	\$858.00	\$1,116.00	3.5%	3.5%
Per Credit (summer)		\$829.00	\$829.00	\$858.00	\$858.00	3.5%	3.5%
Executive MHA							
Cohort 1 (Started January, 2010)		\$1,079.00	\$1,079.00	Completed - remove		N/A	N/A
Cohort 2 (Started January, 2011)		\$1,307.00	\$1,307.00	\$1,307.00	\$1,307.00	0.0%	0.0%
Cohort 3 (started January 2012)		\$1,307.00	\$1,307.00	\$1,307.00	\$1,307.00	0.0%	0.0%
Cohort 4 (started January 2013)		\$1,357.00	\$1,357.00	\$1,357.00	\$1,357.00	0.0%	0.0%
Cohort 5 (starts January 2014)				\$1,417.00	\$1,417.00	N/A	N/A
MHA Regents Certificate: Advance Management Training for Clinical Leaders (per credit)		Starting Fall 2013		\$1,615.00	\$1,615.00	N/A	N/A
Saudi Arabia Executive MHA		\$883.00	\$883.00	\$883.00	\$883.00	0.0%	0.0%
Healthcare Administration Masters							
Per Credit (evening)		\$1,307.00	\$1,307.00	\$1,307.00	\$1,307.00	0.0%	0.0%
Per Credit (day and 99PRD)		\$829.00	\$1,078.00	\$858.02	\$1,115.73	3.5%	3.5%
Veterinary Medicine, College of							
Per Credit		\$1,536.88	\$2,856.55	\$1,583.00	\$2,942.23	3.0%	3.0%
Term (9 or more Credits)		\$13,832.00	\$25,709.00	\$14,247.00	\$26,480.00	3.0%	3.0%
North Dakota Rcpty (75% non-resident rate)							
Per Credit			\$2,142.42		\$2,206.67		3.0%
Term (9 or more Credits)			\$19,281.75		\$19,860.00		3.0%
3rd Semester, Senior Year (75% of semester rate)							
Per Credit		Starting Fall 2013		\$1,187.25	\$2,206.67	N/A	N/A
Term (9 or more Credits)		Starting Fall 2013		\$10,685.25	\$19,860.00	N/A	N/A

Duluth

Undergraduate

Per Credit		\$450.77	\$553.26	\$450.77	\$591.74	0.0%	7.0%
13-Credit Band		\$5,860.00	\$7,192.50	\$5,860.00	\$7,692.50	0.0%	7.0%

Graduate School General Programs: Same as Twin Cities

Medical School: Same as Twin Cities

School of Pharmacy: Same as Twin Cities

Departmental Masters and Post-baccalaureate Certificates

Master of Advocacy & Political Leadership							
Master of Education							
Master of Environmental Education							
Master of Social Work							
Master of Special Education							
Master of Tribal Administration and Governance							
Per Credit		\$592.00	\$929.00	\$609.75	\$957.00	3.0%	3.0%

Certificate Programs

Post-baccalaureate Autism Spectrum Disorders							
Post-baccalaureate Fetal Alcohol Spectrum Disorders							
Post-baccalaureate Educational Computing and Technology							
Post-baccalaureate Environmental Education							
Per Credit		\$592.00	\$592.00	\$609.75	\$609.75	3.0%	3.0%

University of Minnesota 2013-14 Tuition Plan: Tuition Rates

2013-14 Tuition Schedule

	29-May-13	A		B		C		D		E		F	
		2012-13		2012-13		2013-14		2013-14		2013-14		2013-14	
		Semester Rates		Semester Rates		Semester Rates		Semester Rates		Semester Rates		Semester Rates	
		Resident	Nonresident	Resident	Nonresident	Resident	Nonresident	Resident	Nonresident	Resident	Nonresident	Resident	Nonresident
MBA													
(degree and non-degree seeking students)													
Per Credit		\$1,120.00	\$1,120.00	\$1,154.00	\$1,154.00	3.0%	3.0%						
Rochester MBA, Per Credit		\$1,273.00	\$1,273.00	\$1,312.00	\$1,312.00	3.1%	3.1%						
Morris													
Undergraduate													
Per Credit		\$450.77	\$450.77	\$450.77	\$450.77	0.0%	0.0%						
13-Credit Band		\$5,860.00	\$5,860.00	\$5,860.00	\$5,860.00	0.0%	0.0%						
Crookston													
Undergraduate													
Per Credit		\$385.77	\$385.77	\$385.77	\$385.77	0.0%	0.0%						
13-Credit Band		\$5,015.00	\$5,015.00	\$5,015.00	\$5,015.00	0.0%	0.0%						
Rochester													
Undergraduate													
Per Credit		\$450.77	\$450.77	\$450.77	\$450.77	0.0%	0.0%						
13-Credit Band		\$5,860.00	\$5,860.00	\$5,860.00	\$5,860.00	0.0%	0.0%						

Attachment 5

DEFINITIONS OF CURRENT SPONSORED AND NONSPONSORED FUNDS

Current funds can be categorized as either sponsored or nonsponsored.

Sponsored funds consist of grants and contracts administered through the Sponsored Project Administration (SPA). All sponsored research funds are restricted and are generally subject to special grant reporting procedures. Restricted funds are subject to legally binding limits and rules established by the person or organization providing these funds for specific purposes, programs, departments, or schools.

Within the nonsponsored grouping, funds can be classified as unrestricted or restricted. Unrestricted current funds include all funds over which the University retains full control to direct their use in achieving its institutional purposes. Most current nonsponsored funds are unrestricted; exceptions include State Specials and Other Restricted funds. Externally restricted funds may be used only in accordance with the purposes established by the source of such funds.

CURRENT NONSPONSORED FUNDS

CENTRALLY DISTRIBUTED AND ATTRIBUTED

Operations and Maintenance: Operations and maintenance funds consist primarily of the general appropriation from the State of Minnesota plus tuition and University fee revenues. Other sources contributing to the fund include Enterprise Assessment fees and a transfer of funds from the central reserves fund

State Specials: State Specials funds consist of restricted-purpose appropriations from the State. The University receives State Special allocations in six categories: 1) Agriculture, 2) Health Sciences, 3) Technology, 4) Tobacco, 5) MN Care, and 6) System Specials and miscellaneous, including support for Student Loan Matching Program, Industrial Relations Education, Natural Resources Research Institute, Center for Urban and Regional Affairs, the Bell Museum of Natural History, and the Humphrey Exhibit

Indirect Cost Recoveries: Indirect Cost Recovery funds consist of partial reimbursements to the University for the indirect costs of research based on a percentage of sponsored grant and contract direct costs. Indirect costs of research are those expenses (often referred to as overhead) that cannot be readily and exclusively attributed to a specific research grant or contract. Components of the indirect cost rate include departmental administration, sponsored projects general administration, building and equipment depreciation, operations and maintenance, and libraries.

Central Reserves: Central Reserve funds consist of non-dedicated investment earnings and unrestricted proceeds from University property and settlements. This fund is a true central reserve fund and operates as a contingency funding source, i.e., no recurring funding activity occurs in this fund.

SELF-SUSTAINING

Auxiliary Enterprises: The University operates a number of self-sustaining operations called auxiliary enterprises. Their primary mission is to provide goods and/or services to individuals within the University including students, faculty, and staff. Residence halls, student unions, bookstores, parking and transit, health services, and intercollegiate athletics are the University's primary auxiliary enterprises. Auxiliary enterprises operate as freestanding entities, responsible for covering all of their operating costs with fees charged.

Internal Service Activities: Internal Service Activities are institutional services established for reasons of convenience, cost, or control. Their primary mission is to provide goods and/or services to other University departments. Examples of major internal service activities include Networking and Telecommunications Services, University Stores, and Printing and Graphic Arts.

Other Unrestricted Accounts including Central Pools: The resources in these funds are primarily miscellaneous external sales and services. The central fringe benefit recovery pools are also included in this classification.

Other Restricted Accounts: Nonsponsored restricted funds consist of funds from business and industry, foundations including the University of Minnesota Foundation and Minnesota Medical Foundation, federal and state work-study, SEOG and PELL grants, private practice, and restricted funds from federal, state, and local government agencies, individuals and others.

CURRENT SPONSORED FUNDS

Federal Research: These funds are composed of expendable research grants, appropriations, and contracts received from the federal government.

Other Sponsored Research: Other sponsored research funds include grants, appropriations, and contracts from non-federal sources including state and local government and private sources.

University of Minnesota 2013-2013 Tuition Plan: Course Class Fees

Campus/College	Fee Name	Dimension	Rate type	2013 Amount	2014 Amount	Percent Change
Crookston						
Crookston	Analytical Chemistry/Spectroscopy	Consumable Materials	Flat	\$35.00	\$35.00	0.00%
Crookston	Animal Science Field Trip	Travel/Lodging/Transport	Flat	\$15.00	\$15.00	0.00%
Crookston	Animal Science Lab	Consumable Materials	Flat	\$25.00	\$25.00	0.00%
Crookston	Art Design & Technique	Consumable Materials	Flat	\$65.00	\$65.00	0.00%
Crookston	CPR Certification	Service	Flat	\$19.00	\$19.00	0.00%
Crookston	Cultural Immersion Practicum	Travel/Lodging/Transport	Flat	\$75.00	\$75.00	0.00%
Crookston	Develop Appropriate Pre-Primary Education (restructured)	Consumable Materials	Flat	\$17.50	\$35.00	100.00%
Crookston	ECE 4702 - Math, Science & Social Studies	Consumable Materials	Flat	\$17.50	\$17.50	0.00%
Crookston	Ecology	Consumable Materials	Flat	\$12.00	\$12.00	0.00%
Crookston	Elementary Art	Consumable Materials	Flat	\$60.00	\$60.00	0.00%
Crookston	Elements of Forestry	Consumable Materials	Flat	\$35.00	\$35.00	0.00%
Crookston	Entomology (NATR)	Consumable Materials	Flat	\$32.00	\$32.00	0.00%
Crookston	Entomology (PIM)	Consumable Materials	Flat	\$32.00	\$32.00	0.00%
Crookston	Equine Exercise Physiology	Travel/Lodging/Transport	Flat	\$40.00	\$40.00	0.00%
Crookston	ESL Tutoring/Testing	Individual Instruction	Flat	\$168.00	\$168.00	0.00%
Crookston	Facility Maintenance/Safety	Consumable Materials	Flat	\$25.00	\$25.00	0.00%
Crookston	Fisheries	Consumable Materials	Flat	\$32.00	\$32.00	0.00%
Crookston	Floral Design Tier 1	Consumable Materials	Flat	\$30.00	\$30.00	0.00%
Crookston	Global Seminar - France - Travel Costs (GNAG 3203)	Travel/Lodging/Transport	Flat	\$3,500.00	\$3,500.00	0.00%
Crookston	Global Seminar - France - Travel Costs (GNAG 3204)	Travel/Lodging/Transport	Flat	\$4,450.00	\$4,450.00	0.00%
Crookston	Global Seminar - Norway - Travel Costs (GBUS 3190)	Travel/Lodging/Transport	Flat	\$5,560.00	\$5,560.00	0.00%
Crookston	Global Seminar - Brazil - Program Costs (GNAG 3000)	Program	Flat	\$335.00	\$335.00	0.00%
Crookston	Global Seminar - Brazil - Travel Costs (GNAG 3000)	Travel/Lodging/Transport	Flat	New	\$4,665.00	New
Crookston	Global Seminar - China - Travel (GNED 3000)	Travel/Lodging/Transport	Flat	New	\$5,550.00	New
Crookston	Global Seminar - India - Program Costs (GNED 3000)	Program	Flat	\$700.00	\$700.00	0.00%
Crookston	Global Seminar - New Zealand - Travel Costs (HON 3000)	Travel/Lodging/Transport	Flat	New	\$7,800.00	New
Crookston	HORT 3093	Consumable Materials	Flat	\$35.00	\$35.00	0.00%
Crookston	Learning Environments Infants/Toddlers	Consumable Materials	Flat	\$35.00	\$35.00	0.00%
Crookston	Mammalogy (BIOL)	Consumable Materials	Flat	\$78.00	\$78.00	0.00%
Crookston	Mammalogy (NATR)	Consumable Materials	Flat	\$78.00	\$78.00	0.00%
Crookston	Microsoft Certification	Exam/Assessment	PerCredit	\$75.00	\$75.00	0.00%
Crookston	On-line Course Fee	E-Learn	PerCredit	\$45.00	\$45.00	0.00%
Crookston	Ornithology (a)	Consumable Materials	Flat	\$43.00	\$43.00	0.00%
Crookston	Ornithology (b)	Consumable Materials	Flat	\$43.00	\$43.00	0.00%
Crookston	Park/Rec Management	Travel/Lodging/Transport	Flat	\$18.00	\$18.00	0.00%
Crookston	Plant Propagation	Consumable Materials	Flat	\$20.00	\$20.00	0.00%
Crookston	Plant Taxonomy	Consumable Materials	Flat	\$20.00	\$20.00	0.00%
Crookston	Private Music Instruction	Individual Instruction	Flat	\$25.00	\$25.00	0.00%
Crookston	Science Lab - Tier 1	Consumable Materials	Flat	\$20.00	\$20.00	0.00%
Crookston	Science Lab - Tier 2	Consumable Materials	Flat	\$30.00	\$30.00	0.00%
Crookston	Science Lab - Tier 3	Consumable Materials	Flat	\$40.00	\$40.00	0.00%
Crookston	Welding/Manufacturing	Consumable Materials	Flat	\$30.00	\$30.00	0.00%
Crookston	Wildlife Management - Special Topics	Consumable Materials	Flat	\$50.00	\$50.00	0.00%
Crookston	Wildlife Management - Special Topics	Travel/Lodging/Transport	Flat	\$21.00	\$21.00	0.00%
Crookston	Wildlife/Ecology Management	Consumable Materials	Flat	\$24.00	\$24.00	0.00%
Crookston	Woody Plant Materials	Travel/Lodging/Transport	Flat	\$30.00	\$30.00	0.00%
Duluth						
Duluth	Advanced Field Interpretive Techniques	Travel/Lodging/Transport	Flat	\$355.25	\$355.25	0.00%
Duluth	Alpine Skiing	Access/Rent/Usage/Own	Flat	\$106.00	\$106.00	0.00%
Duluth	American Sign Language (ASL) Lab	Access/Rent/Usage/Own	Flat	\$50.00	\$50.00	0.00%
Duluth	Application Fee International Education Study Abroad	Application	Flat	\$50.00	\$50.00	0.00%
Duluth	Applied Music Lesson - Music Majors	Individual Instruction	Flat	\$199.00	\$199.00	0.00%
Duluth	Applied Music Lesson - Music Majors	Individual Instruction	PerCredit	\$57.00	\$57.00	0.00%
Duluth	Applied Music Lesson - Non-majors	Individual Instruction	Flat	\$315.00	\$315.00	0.00%
Duluth	Aquatic Food Webs - Travel/field trip	Travel/Lodging/Transport	Flat	\$475.31	\$475.31	0.00%
Duluth	Assessment in the Classroom	Service	Flat	\$30.00	\$30.00	0.00%
Duluth	Biology Fee	Consumable Materials	Flat	\$86.50	\$86.50	0.00%
Duluth	Bowling	Access/Rent/Usage/Own	Flat	\$58.00	\$58.00	0.00%
Duluth	Canoe	Access/Rent/Usage/Own	Flat	\$26.75	\$26.75	0.00%
Duluth	CEHSP Background Check	Service	Flat	\$43.75	\$43.75	0.00%
Duluth	CEHSP Professional Development Credit	Program	PerCredit	\$95.00	\$95.00	0.00%
Duluth	Chemical Engineering Lab	Consumable Materials	Flat	\$62.00	\$62.00	0.00%

University of Minnesota 2013-2013 Tuition Plan: Course Class Fees

Campus/College	Fee Name	Dimension	Rate type	2013 Amount	2014 Amount	Percent Change
Duluth	Chemistry/Biochemistry Fee	Consumable Materials	Flat	\$80.00	\$80.00	0.00%
Duluth	Civil Engineering Lab	Consumable Materials	Flat	\$62.00	\$62.00	0.00%
Duluth	College in the Schools UMD	Tuition	Flat	\$92.00	\$92.00	0.00%
Duluth	Computer Lab Full Access	Access/Rent/Usage/Own	Flat	\$71.75	\$71.75	0.00%
Duluth	Computer Network Access Fee	Access/Rent/Usage/Own	PerCredit	\$6.00	\$6.00	0.00%
Duluth	Computer Network Access Fee - Grad/Masters Active Status	Access/Rent/Usage/Own	Flat	\$6.00	\$6.00	0.00%
Duluth	Cross Country Skiing	Access/Rent/Usage/Own	Flat	\$42.75	\$42.75	0.00%
Duluth	Electrical Engineering Lab	Consumable Materials	Flat	\$46.50	\$46.50	0.00%
Duluth	EWHA Field Trips	Travel/Lodging/Transport	Flat	\$420.00	\$420.00	0.00%
Duluth	Geography Field Techniques	Travel/Lodging/Transport	Flat	\$185.00	\$185.00	0.00%
Duluth	Geography of Soils	Travel/Lodging/Transport	Flat	\$92.00	\$92.00	0.00%
Duluth	Geological Sciences Field Trip	Travel/Lodging/Transport	Flat	\$41.25	\$41.25	0.00%
Duluth	Half Recital - Undergraduate Music Majors	Service	Flat	\$75.00	\$75.00	0.00%
Duluth	HPER Field Trip	Travel/Lodging/Transport	Flat	\$35.00	\$35.00	0.00%
Duluth	HPER-American Red Cross Curriculum	Service	Flat	\$34.00	\$34.00	0.00%
Duluth	Intercultural Communication	Travel/Lodging/Transport	Flat	\$80.00	\$80.00	0.00%
Duluth	Locker Room/Towel	Access/Rent/Usage/Own	Flat	\$8.50	\$8.50	0.00%
Duluth	Mammology Field Trip	Travel/Lodging/Transport	Flat	\$25.75	\$25.75	0.00%
Duluth	Marine Biology - Chicago	Travel/Lodging/Transport	Flat	\$283.25	\$283.25	0.00%
Duluth	Marine Biology - Friday Harbor, WA - Travel Costs	Travel/Lodging/Transport	Flat	New	\$1,485.00	New
Duluth	Mechanical & Industrial Engineering Lab	Consumable Materials	Flat	\$41.25	\$41.25	0.00%
Duluth	Music Education Background Check	Service	Flat	\$43.75	\$43.75	0.00%
Duluth	Org Environment Education Centers	Travel/Lodging/Transport	Flat	\$28.00	\$28.00	0.00%
Duluth	Outdoor Education Methods	Travel/Lodging/Transport	Flat	\$81.00	\$81.00	0.00%
Duluth	Outdoor leadership	Travel/Lodging/Transport	Flat	\$286.00	\$286.00	0.00%
Duluth	PE Kayaking	Access/Rent/Usage/Own	Flat	\$73.50	\$73.50	0.00%
Duluth	PE Rock Climbing	Access/Rent/Usage/Own	Flat	\$63.00	\$63.00	0.00%
Duluth	Processing Fee - Non-UMD Study Abroad Programs	Service	Flat	\$400.00	\$400.00	0.00%
Duluth	Recital - Graduate Music Majors	Service	Flat	\$200.00	\$200.00	0.00%
Duluth	Recital - Undergraduate Music Majors	Service	Flat	\$150.00	\$150.00	0.00%
Duluth	Recreation Course Fee	Travel/Lodging/Transport	Flat	\$65.00	\$65.00	0.00%
Duluth	Ropes Course Management	Access/Rent/Usage/Own	Flat	\$187.00	\$187.00	0.00%
Duluth	Sports Injury Management	Consumable Materials	Flat	\$16.75	\$16.75	0.00%
Duluth	Urban Justice Tour	Travel/Lodging/Transport	Flat	\$420.00	\$420.00	0.00%
Duluth	Wilderness Philosophy	Travel/Lodging/Transport	Flat	\$17.00	\$17.00	0.00%
Morris						
Morris	Elementary Ed Practicum: Cross Cultural Experience	Travel/Lodging/Transport	Flat	\$350.00	\$350.00	0.00%
Morris	International English Language Program - STELLAR (reconfigured - no total change)	Confirmation/Deposit	Flat	\$1,000.00	\$1,000.00	0.00%
Morris	International English Language Program - STELLAR (reconfigured - no total change)	Travel/Lodging/Transport	Flat	\$745.90	\$487.69	-34.62%
Morris	International English Language Program - STELLAR (reconfigured - no total change)	Tuition	Flat	\$1,094.10	\$1,352.31	23.60%
Morris	On-line Course Fee	E-Learn	PerCredit	\$45.00	\$45.00	0.00%
Morris	Private Music Lesson	Individual Instruction	Flat	\$375.00	\$375.00	0.00%
Morris	Studio Art Materials Fee 1	Consumable Materials	Flat	\$15.00	\$15.00	0.00%
Morris	Studio Art Materials Fee 2	Consumable Materials	Flat	\$25.00	\$25.00	0.00%
Morris	Studio Art Materials Fee 3	Consumable Materials	PerCredit	\$25.00	\$25.00	0.00%
Morris	Studio Art Materials Fee 4	Consumable Materials	Flat	\$40.00	\$40.00	0.00%
Morris	Studio Art Materials Fee 5	Consumable Materials	Flat	\$55.00	\$55.00	0.00%
Morris	Studio Art Materials Fee 6	Consumable Materials	Flat	\$75.00	\$75.00	0.00%
Morris	Symphonic Winds Retreat	Travel/Lodging/Transport	Flat	\$85.00	\$85.00	0.00%
Rochester						
Rochester	ASRT Membership and CSC Development Exam	Exam/Assessment	Flat	New	\$70.00	New
Rochester	ASRT Membership and CSC Development Exam	Service	Flat	New	\$30.00	New
Rochester	Conference Registration - Echocardiography	Program	Flat	\$300.00	\$100.00	-66.67%
Rochester	Conference Registration Fee for Sonography	Program	Flat	New	\$95.00	New
Rochester	Datarc Online Clinical Record	Access/Rent/Usage/Own	Flat	\$50.00	\$50.00	0.00%
Rochester	Davies License Mock Exams in Sonography	Exam/Assessment	Flat	\$50.00	\$50.00	0.00%
Rochester	Freshmen Offsite Access to Anatomy & Physiology Lab	Access/Rent/Usage/Own	Flat	\$37.50	\$37.50	0.00%
Rochester	Lab Supplies for Anatomy & Physiology	Consumable Materials	Flat	\$30.00	\$30.00	0.00%
Rochester	Lab Supplies for Biology	Consumable Materials	Flat	New	\$60.00	New
Rochester	Lab Supplies for Echocardiography	Consumable Materials	Flat	\$40.00	\$40.00	0.00%

University of Minnesota 2013-2013 Tuition Plan: Course Class Fees

Campus/College	Fee Name	Dimension	Rate type	2013	2014	Percent Change
				Amount	Amount	
Rochester	Lab Supplies for General Chemistry	Consumable Materials	Flat	\$5.00	\$5.00	0.00%
Rochester	Lab Supplies for Microbiology	Consumable Materials	Flat	\$50.00	\$50.00	0.00%
Rochester	Lab Supplies for Mollecular/Cellular Biology	Consumable Materials	Flat	\$50.00	\$50.00	0.00%
Rochester	Lab Supplies for Organic Chemistry	Consumable Materials	Flat	\$80.00	\$80.00	0.00%
Rochester	Lab Supplies for Radiography	Consumable Materials	Flat	\$75.00	\$75.00	0.00%
Rochester	Cable Brace - Sonography	Access/Rent/Usage/Own	Flat	New	\$15.00	New
Rochester	Lab Supplies - Sonography	Consumable Materials	Flat	New	\$25.00	New
Rochester	MBTI Online Module	Exam/Assessment	Flat	\$15.00	\$15.00	0.00%
Rochester	MCAT Exam	Exam/Assessment	Flat	\$20.00	\$20.00	0.00%
Rochester	NBRC Skills Assessment Exams	Exam/Assessment	Flat	\$60.00	\$60.00	0.00%
Rochester	PCAT Exam	Exam/Assessment	Flat	\$60.00	\$60.00	0.00%
Rochester	SDMS Poster Materials - Sonography	Consumable Materials	Flat	New	\$25.00	New
Rochester	SDMS Course Skills Book - Sonography	Consumable Materials	Flat	\$20.00	\$20.00	0.00%
Rochester	SDMS Membership - Sonography	Service	Flat	New	\$80.00	New
Rochester	Societies of Radiologic Technologists Membership/Bowl Registration	Service	Flat	\$60.00	\$60.00	0.00%
Rochester	Sophomore Offsite Access to Anatomy & Physiology Lab	Access/Rent/Usage/Own	Flat	\$150.00	\$150.00	0.00%
Rochester	Strengths Quest Assessment	Exam/Assessment	Flat	\$12.50	\$12.50	0.00%
Rochester	Trajesys Online Clinical Record	Access/Rent/Usage/Own	Flat	\$150.00	\$150.00	0.00%
Rochester	Transportation Fee for Environmental Health Course	Travel/Lodging/Transport	Flat	\$10.00	\$10.00	0.00%

Twin Cities

Carlson Schl of Mgmt	CSOM Enterprise Fee - Brands	Service	PerCredit	\$150.00	\$150.00	0.00%
Carlson Schl of Mgmt	CSOM Enterprise Fee - Consulting	Service	PerCredit	\$150.00	\$150.00	0.00%
Carlson Schl of Mgmt	CSOM Enterprise Fee - Fixed Income	Service	PerCredit	\$150.00	\$150.00	0.00%
Carlson Schl of Mgmt	CSOM Enterprise Fee - Growth	Service	PerCredit	\$150.00	\$150.00	0.00%
Carlson Schl of Mgmt	CSOM Enterprise Fee - Ventures	Service	PerCredit	\$150.00	\$150.00	0.00%
Carlson Schl of Mgmt	IBUS 3002 Acct. 3001: Managerial Accounting in Argentina	Travel/Lodging/Transport	Flat	\$5,100.00	\$5,000.00	-1.96%
Carlson Schl of Mgmt	IBUS 3010 Intro to Entrepreneurship	Travel/Lodging/Transport	Flat	\$5,000.00	\$5,000.00	0.00%
Carlson Schl of Mgmt	IBUS 3021 Human Res. Mgmt. in Australia	Travel/Lodging/Transport	Flat	\$5,100.00	\$5,100.00	0.00%
Carlson Schl of Mgmt	IBUS 3033W Business Communication in India	Travel/Lodging/Transport	Flat	\$5,100.00	\$5,100.00	0.00%
Carlson Schl of Mgmt	IBUS 3080 Costa Rica Program	Travel/Lodging/Transport	Flat	\$4,400.00	\$4,400.00	0.00%
Carlson Schl of Mgmt	IBUS 3700 London School of Economics Administrative Fee	Service	Flat	\$750.00	\$750.00	0.00%
Carlson Schl of Mgmt	IBUS 3700 London School of Economics Tuition	Tuition	Flat	\$2,263.00	\$2,037.00	-9.99%
Carlson Schl of Mgmt	IBUS 4010 Mgmt of Technology in the Middle East	Travel/Lodging/Transport	Flat	\$5,500.00	\$5,500.00	0.00%
Carlson Schl of Mgmt	IBUS 4050 Managing Innov and Change in Brazil	Travel/Lodging/Transport	Flat	\$5,100.00	\$5,200.00	1.96%
Carlson Schl of Mgmt	IBUS 4080 Health Care Industry Dynamics in Africa	Travel/Lodging/Transport	Flat	\$5,200.00	\$5,200.00	0.00%
Carlson Schl of Mgmt	IBUS 4082W Brand Management in Italy	Travel/Lodging/Transport	Flat	\$5,000.00	\$5,000.00	0.00%
Carlson Schl of Mgmt	IBUS 5090 Independent Study	Travel/Lodging/Transport	Flat	\$5,500.00	\$5,500.00	0.00%
Carlson Schl of Mgmt	IBUS 5100 CIMBA Semester Program	Program	Flat	\$1,000.00	\$1,000.00	0.00%
Carlson Schl of Mgmt	IBUS 5100 CIMBA Summer Program	Program	Flat	\$750.00	\$750.00	0.00%
Carlson Schl of Mgmt	IBUS 5101 Copenhagen Summer Undergrad Program	Travel/Lodging/Transport	Flat	\$1,500.00	\$1,500.00	0.00%
Carlson Schl of Mgmt	IBUS 5102 Vienna Seminar	Travel/Lodging/Transport	Flat	\$1,800.00	\$1,800.00	0.00%
Carlson Schl of Mgmt	IBUS 5103 Norway Summer Undergrad Program	Travel/Lodging/Transport	Flat	\$1,500.00	\$1,500.00	0.00%
Carlson Schl of Mgmt	IBUS 5110 Costa Rica Program	Travel/Lodging/Transport	Flat	\$1,900.00	\$2,100.00	10.53%
Carlson Schl of Mgmt	IBUS 5120 Global Business Practicum in Central/Eastern Europe	Travel/Lodging/Transport	Flat	\$2,250.00	\$2,250.00	0.00%
Carlson Schl of Mgmt	IBUS 5130 France Summer Program	Travel/Lodging/Transport	Flat	\$1,500.00	\$1,500.00	0.00%
Carlson Schl of Mgmt	IBUS 5140 Vienna Summer Graduate Program	Travel/Lodging/Transport	Flat	\$1,800.00	\$1,800.00	0.00%
Carlson Schl of Mgmt	IBUS 5150 Managing in a Global Environment in India	Travel/Lodging/Transport	Flat	\$2,250.00	\$2,400.00	6.67%
Carlson Schl of Mgmt	IBUS 5170 Global Business Practicum Northern China	Travel/Lodging/Transport	Flat	\$2,250.00	\$2,250.00	0.00%
Carlson Schl of Mgmt	IBUS 5171 Global Business Practicum in Southern China	Travel/Lodging/Transport	Flat	\$2,100.00	\$2,250.00	7.14%
Carlson Schl of Mgmt	IBUS 5172 Global Business Practicum in South America	Travel/Lodging/Transport	Flat	\$2,250.00	\$2,400.00	6.67%
Carlson Schl of Mgmt	IBUS 5190 Doing Business in Brazil	Travel/Lodging/Transport	Flat	\$2,250.00	\$2,400.00	6.67%
Carlson Schl of Mgmt	IBUS 5200 Program Fee for Carlson Global Institue Exchange Programs	Program	Flat	\$2,500.00	\$2,500.00	0.00%
Carlson Schl of Mgmt	IBUS 5200 Semester Exchange Undergraduate	Tuition	Flat	\$6,032.00	\$6,529.00	8.24%
Carlson Schl of Mgmt	IBUS 5300 Study Abroad Graduate Exchange Tuition	Tuition	PerCredit	\$1,200.00	\$1,236.00	3.00%
Carlson Schl of Mgmt	IBUS 5301 Copenhagen Summer Graduate Program	Travel/Lodging/Transport	Flat	\$1,500.00	\$1,500.00	0.00%
Carlson Schl of Mgmt	IBUS 6316 Sustainability and Cooperative Advantage in Scandinavia	Travel/Lodging/Transport	Flat	\$2,400.00	\$2,600.00	8.33%
Carlson Schl of Mgmt	IBUS 6400 Global Discovery China Sec. 082	Travel/Lodging/Transport	Flat	\$1,800.00	\$1,800.00	0.00%
Carlson Schl of Mgmt	IBUS 6400 Global Discovery India Sec. 083	Travel/Lodging/Transport	Flat	\$1,800.00	\$1,800.00	0.00%
Carlson Schl of Mgmt	IBUS 6400 Global Discovery OAE/Oman Sec. 081	Travel/Lodging/Transport	Flat	\$1,800.00	\$1,800.00	0.00%

University of Minnesota 2013-2013 Tuition Plan: Course Class Fees

Campus/College	Fee Name	Dimension	Rate type	2013 Amount	2014 Amount	Percent Change
Col of Biological Sci	Biology Colloquium	Travel/Lodging/Transport	Flat	\$5.00	\$5.00	0.00%
Col of Biological Sci	Flowering Plant Diversity	Travel/Lodging/Transport	Flat	\$23.50	\$23.50	0.00%
Col of Biological Sci	Food/Lodging/Transportation - Itasca	Travel/Lodging/Transport	Flat	\$250.00	\$250.00	0.00%
Col of Biological Sci	Itasca Transportation	Travel/Lodging/Transport	Flat	\$50.00	\$50.00	0.00%
Col of Biological Sci	Lab Consumables CBS	Consumable Materials	Flat	\$87.25	\$87.25	0.00%
Col of Biological Sci	Lab Consumables Fee-Nature of Life (Itasca)	Consumable Materials	Flat	\$87.25	\$30.00	-65.62%
Col of Biological Sci	Minnesota Flora	Travel/Lodging/Transport	Flat	\$15.50	\$15.50	0.00%
Col of Biological Sci	Undergraduate Seminar in Biology	Consumable Materials	Flat	\$87.25	\$87.25	0.00%
Col of Continuing Ed	College in the Schools TC	Tuition	Flat	\$145.00	\$145.00	0.00%
Col of Continuing Ed	Intensive English Program Tier 1	Program	Flat	\$785.00	\$785.00	0.00%
Col of Continuing Ed	Intensive English Program Tier 2	Program	Flat	\$1,100.00	\$1,100.00	0.00%
Col of Continuing Ed	Intensive English Program Tier 3	Program	Flat	\$1,570.00	\$1,570.00	0.00%
Col of Continuing Ed	Intensive English Program Tier 4	Program	Flat	\$2,200.00	\$2,200.00	0.00%
Col of Continuing Ed	ITV for Interpreting in Windom	Tuition	Flat	\$500.00	\$500.00	0.00%
Col of Continuing Ed	MELP/TOEFL	Program	Flat	\$590.00	\$590.00	0.00%
Col of Continuing Ed	MLS Directed Studies - Sr Citizens	Tuition	Flat	\$1,167.67	\$1,167.67	0.00%
Col of Continuing Ed	Nanotechnology Lab	Access/Rent/Usage/Own	Flat	\$500.00	\$500.00	0.00%
Col of Continuing Ed	TRIN Proficiency	Exam/Assessment	Flat	\$40.00	\$40.00	0.00%
Col of Continuing Ed	TRIN Zero Credit	Program	Flat	\$600.00	\$600.00	0.00%
Col of Design	Advanced Design Materials Topic	Consumable Materials	Flat	New	\$75.00	New
Col of Design	Apparel Assembly	Consumable Materials	Flat	\$40.00	\$40.00	0.00%
Col of Design	Architecture & Ecology	Travel/Lodging/Transport	Flat	\$30.00	\$30.00	0.00%
Col of Design	Color & Form	Consumable Materials	Flat	\$75.00	\$75.00	0.00%
Col of Design	Creative Problem Solving	Exam/Assessment	Flat	\$25.00	\$30.00	20.00%
Col of Design	Creativity, Idea Generation, and Innovation	Exam/Assessment	Flat	\$15.00	\$10.00	-33.33%
Col of Design	Creativity, Idea Generation, Innovation	Travel/Lodging/Transport	Flat	\$15.00	\$30.00	100.00%
Col of Design	Design and Food	Access/Rent/Usage/Own	Flat	New	\$68.00	New
Col of Design	Design and Food	Consumable Materials	Flat	New	\$40.00	New
Col of Design	Design Fundamentals	Consumable Materials	Flat	\$25.00	\$25.00	0.00%
Col of Design	Design Studio	Consumable Materials	Flat	\$50.00	\$25.00	-50.00%
Col of Design	Design Studio	Consumable Materials	Flat	\$25.00	\$25.00	0.00%
Col of Design	Design Studio	Service	Flat	\$25.00	\$25.00	0.00%
Col of Design	Design Workshops	Access/Rent/Usage/Own	Flat	New	\$40.00	New
Col of Design	Design Workshops	Consumable Materials	Flat	\$8.00	\$5.00	-37.50%
Col of Design	Design Workshops	Consumable Materials	Flat	\$17.00	\$12.00	-29.41%
Col of Design	Design Workshops	Consumable Materials	Flat	\$25.00	\$20.00	-20.00%
Col of Design	Design Workshops	Consumable Materials	Flat	\$25.00	\$25.00	0.00%
Col of Design	Design Workshops	Consumable Materials	Flat	\$25.00	\$32.00	28.00%
Col of Design	Design Workshops	Consumable Materials	Flat	\$25.00	\$35.00	40.00%
Col of Design	Design Workshops	Consumable Materials	Flat	\$25.00	\$45.00	80.00%
Col of Design	Design Workshops	Personnel	Flat	\$8.00	\$8.00	0.00%
Col of Design	Design Workshops	Personnel	Flat	\$17.00	\$17.00	0.00%
Col of Design	Drawing & Design	Consumable Materials	Flat	\$15.00	\$5.00	-66.67%
Col of Design	Drawing and Design	Consumable Materials	Flat	New	\$5.00	New
Col of Design	Drawing and Design	Personnel	Flat	New	\$20.00	New
Col of Design	Ecological Design	Travel/Lodging/Transport	Flat	\$275.00	\$275.00	0.00%
Col of Design	Environmental Design	Service	Flat	\$80.00	\$80.00	0.00%
Col of Design	Holistic Landscape Ecology and Bioregional Practice	Travel/Lodging/Transport	Flat	New	\$20.00	New
Col of Design	Housing & Social Environment	Travel/Lodging/Transport	Flat	\$10.00	\$5.00	-50.00%
Col of Design	Housing and the Social Environment	Service	Flat	\$5.00	\$5.00	0.00%
Col of Design	Housing and the Social Environment	Travel/Lodging/Transport	Flat	\$5.00	\$5.00	0.00%
Col of Design	Land & Dwelling	Travel/Lodging/Transport	Flat	\$320.00	\$320.00	0.00%
Col of Design	Landscape Analysis Workshop	Travel/Lodging/Transport	Flat	\$575.00	\$575.00	0.00%
Col of Design	Landscape Ecology	Travel/Lodging/Transport	Flat	\$20.00	\$20.00	0.00%
Col of Design	Landscape Spaces	Consumable Materials	Flat	\$20.00	\$20.00	0.00%
Col of Design	Photography	Consumable Materials	Flat	\$45.00	\$45.00	0.00%
Col of Design	Product Development	Consumable Materials	Flat	\$30.00	\$20.00	-33.33%
Col of Design	Product Development: Softlines	Consumable Materials	Flat	\$20.00	\$20.00	0.00%
Col of Design	Product Development: Softlines	Travel/Lodging/Transport	Flat	\$10.00	\$10.00	0.00%
Col of Design	Product Form and Model Making	Consumable Materials	Flat	New	\$10.00	New
Col of Design	Regional Grade 3	Travel/Lodging/Transport	Flat	\$320.00	\$20.00	-93.75%
Col of Design	Regional Land Planning	Travel/Lodging/Transport	Flat	\$10.00	\$20.00	100.00%

University of Minnesota 2013-2013 Tuition Plan: Course Class Fees

Campus/College	Fee Name	Dimension	Rate type	2013 Amount	2014 Amount	Percent Change
Col of Design	Research Issues and Methods	Travel/Lodging/Transport	Flat	New	\$20.00	New
Col of Design	Softlines Analysis	Consumable Materials	Flat	\$10.00	\$10.00	0.00%
Col of Design	Surface Fabric	Consumable Materials	Flat	\$75.00	\$75.00	0.00%
Col of Design	Technology Three: Structural Systems	Travel/Lodging/Transport	Flat	\$25.00	\$25.00	0.00%
Col of Design	Text & Image	Consumable Materials	Flat	\$70.00	\$70.00	0.00%
Col of Design	Textile Analysis	Consumable Materials	Flat	\$10.00	\$10.00	0.00%
Col of Design	Toy Production & Design	Consumable Materials	Flat	\$210.00	\$210.00	0.00%
Col of Design	Type Design	Consumable Materials	Flat	\$15.00	\$15.00	0.00%
Col of Design	Urban Form Concepts	Travel/Lodging/Transport	Flat	\$320.00	\$320.00	0.00%
Col of Design	Urban Options Studio	Travel/Lodging/Transport	Flat	\$320.00	\$320.00	0.00%
Col of Ed & Human Devel	Assessment in Early Childhood Testing Materials	Consumable Materials	Flat	\$10.00	\$20.00	100.00%
Col of Ed & Human Devel	Assessment Materials	Exam/Assessment	Flat	\$10.00	\$10.00	0.00%
Col of Ed & Human Devel	Biomechanics Equipment	Access/Rent/Usage/Own	Flat	\$35.00	\$35.00	0.00%
Col of Ed & Human Devel	Bowling fee	Access/Rent/Usage/Own	Flat	\$50.00	\$50.00	0.00%
Col of Ed & Human Devel	Creating Identities Through Art and Performance	Consumable Materials	Flat	\$20.00	\$20.00	0.00%
Col of Ed & Human Devel	Cultural Assessment (vendor cost increase)	Exam/Assessment	Variable	\$26.00	\$26.00 - \$50.00	0.92%
Col of Ed & Human Devel	Equipment Fee	Access/Rent/Usage/Own	Flat	\$60.00	\$60.00	0.00%
Col of Ed & Human Devel	Exercise Physiology Equipment	Access/Rent/Usage/Own	Flat	\$110.00	\$110.00	0.00%
Col of Ed & Human Devel	Experiential Learning	Personnel	Flat	\$15.00	\$15.00	0.00%
Col of Ed & Human Devel	Extended Academic Programs (EAP) Practitioner Prof Dev Tier 5	Tuition	PerCredit	\$775.00	\$775.00	0.00%
Col of Ed & Human Devel	Extended Academic Programs (EAP) Practitioner Prof Dev. Tier 1	Tuition	PerCredit	\$775.00	\$350.00	-54.84%
Col of Ed & Human Devel	Extended Academic Programs (EAP) Practitioner Prof Dev. Tier 2	Tuition	PerCredit	\$775.00	\$400.00	-48.39%
Col of Ed & Human Devel	Extended Academic Programs (EAP) Practitioner Prof Dev. Tier 3	Tuition	PerCredit	\$775.00	\$500.00	-35.48%
Col of Ed & Human Devel	Extended Academic Programs (EAP) Practitioner Prof Dev. Tier 4	Tuition	PerCredit	\$775.00	\$600.00	-22.58%
Col of Ed & Human Devel	Extended Academic Programs (EAP) Service Fee	Service	Flat	\$30.00	\$30.00	0.00%
Col of Ed & Human Devel	Extended Academic Programs (EAP) Technology Fee	Service	Flat	\$65.00	\$65.00	0.00%
Col of Ed & Human Devel	Horse Riding stable fee	Access/Rent/Usage/Own	Flat	\$200.00	\$200.00	0.00%
Col of Ed & Human Devel	Human Anatomy for Kinesiology Equipment & Cadaver Lab usage fee	Access/Rent/Usage/Own	Flat	\$30.00	\$30.00	0.00%
Col of Ed & Human Devel	Human Physiology Equipment	Access/Rent/Usage/Own	Flat	\$30.00	\$30.00	0.00%
Col of Ed & Human Devel	Lab Supplies for Human Anatomy and Physiology	Consumable Materials	Flat	\$20.00	\$20.00	0.00%
Col of Ed & Human Devel	Nature in the City Transportation Fee	Travel/Lodging/Transport	Flat	\$50.00	\$50.00	0.00%
Col of Ed & Human Devel	New York Summer Internship program	Tuition	Flat	New	\$5,384.00	New
Col of Ed & Human Devel	Orientation to Leisure & Recreation field trip	Travel/Lodging/Transport	Flat	\$16.00	\$16.00	0.00%
Col of Ed & Human Devel	Outdoor Recreation & Camp Leadership field trip	Travel/Lodging/Transport	Flat	\$195.00	\$195.00	0.00%
Col of Ed & Human Devel	Outdoor Recreation Special Topics Activities Fee	Travel/Lodging/Transport	Flat	\$50.00	\$50.00	0.00%
Col of Ed & Human Devel	PE Equipment Fee Tier 1	Access/Rent/Usage/Own	Flat	\$2.00	\$2.00	0.00%
Col of Ed & Human Devel	PE Equipment Fee Tier 2	Access/Rent/Usage/Own	Flat	\$4.00	\$4.00	0.00%
Col of Ed & Human Devel	PE Equipment Fee Tier 3	Access/Rent/Usage/Own	Flat	\$5.00	\$5.00	0.00%
Col of Ed & Human Devel	PE Equipment Fee Tier 4	Access/Rent/Usage/Own	Flat	\$8.00	\$8.00	0.00%
Col of Ed & Human Devel	PE Equipment Fee Tier 5	Access/Rent/Usage/Own	Flat	\$10.00	\$10.00	0.00%
Col of Ed & Human Devel	PE Equipment Fee Tier 7	Access/Rent/Usage/Own	Flat	\$25.00	\$25.00	0.00%
Col of Ed & Human Devel	PE Fee Tier 6 - Lifeguards	Personnel	Flat	\$24.00	\$24.00	0.00%
Col of Ed & Human Devel	Personality Assessment	Exam/Assessment	Flat	\$50.00	\$70.00	40.00%
Col of Ed & Human Devel	Photography Supplies	Consumable Materials	Flat	\$50.00	\$50.00	0.00%
Col of Ed & Human Devel	Practitioner Conference Rate	Tuition	Flat	New	\$105.00	New
Col of Ed & Human Devel	Prevent Athletic Injuries Course Materials	Consumable Materials	Flat	\$7.00	\$7.00	0.00%
Col of Ed & Human Devel	Prog Outdoor Environmental Ed field trip	Travel/Lodging/Transport	Flat	\$15.00	\$15.00	0.00%
Col of Ed & Human Devel	PSTL Algebra Software & Text	Consumable Materials	Flat	\$90.00	\$90.00	0.00%
Col of Ed & Human Devel	Race Entry Fee	Service	Flat	\$40.00	\$40.00	0.00%
Col of Ed & Human Devel	School Psych Resource & Assessment Protocols 2nd and 3rd yr students	Access/Rent/Usage/Own	Flat	\$45.00	\$45.00	0.00%
Col of Ed & Human Devel	Scuba facilities	Access/Rent/Usage/Own	Flat	\$125.00	\$125.00	0.00%
Col of Ed & Human Devel	Skiing/Snowboarding	Access/Rent/Usage/Own	Flat	\$110.00	\$110.00	0.00%
Col of Ed & Human Devel	Social Work Fieldwork	Service	PerCredit	\$15.00	\$15.00	0.00%
Col of Ed & Human Devel	Student Teaching Equipment Fee	Access/Rent/Usage/Own	Flat	\$8.00	\$8.00	0.00%
Col of Ed & Human Devel	Teaching Elem School PE	Access/Rent/Usage/Own	Flat	\$10.00	\$10.00	0.00%
Col of Ed & Human Devel	Tennis Coaching Materials Fee	Consumable Materials	Flat	\$8.00	\$8.00	0.00%
Col of Ed & Human Devel	Testing/Intervention Materials	Access/Rent/Usage/Own	Flat	\$75.00	\$80.00	6.67%
Col of Ed & Human Devel	Wilderness & Adventure Educ travel	Consumable Materials	Flat	New	\$35.00	New

University of Minnesota 2013-2013 Tuition Plan: Course Class Fees

Campus/College	Fee Name	Dimension	Rate type	2013 Amount	2014 Amount	Percent Change
Col of Ed & Human Devel	Youth Studies Field Trip	Travel/Lodging/Transport	Flat	\$10.00	\$10.00	0.00%
Col of Ed & Human Devel	Youth Studies Theatre Activities	Access/Rent/Usage/Own	Flat	\$20.00	\$20.00	0.00%
Col of Food,Ag & Nat Rsrc Sci	Adv Plant Propagation	Consumable Materials	Flat	\$30.00	\$30.00	0.00%
Col of Food,Ag & Nat Rsrc Sci	Agroforestry Field Trip	Travel/Lodging/Transport	Flat	\$30.00	\$30.00	0.00%
Col of Food,Ag & Nat Rsrc Sci	Agronomy & Plant Genetics / lab supplies	Consumable Materials	Flat	\$20.00	\$20.00	0.00%
Col of Food,Ag & Nat Rsrc Sci	Agronomy Special Topics	Travel/Lodging/Transport	Flat	\$150.00	\$150.00	0.00%
Col of Food,Ag & Nat Rsrc Sci	Animal Science Field Trip	Travel/Lodging/Transport	Flat	\$25.00	\$25.00	0.00%
Col of Food,Ag & Nat Rsrc Sci	Animal Science Transportation & Lab Fee	Access/Rent/Usage/Own	Flat	\$100.00	\$100.00	0.00%
Col of Food,Ag & Nat Rsrc Sci	Animal Science Transportation & Lab Fee	Travel/Lodging/Transport	Flat	\$75.00	\$75.00	0.00%
Col of Food,Ag & Nat Rsrc Sci	Applied Dairy Nutrition / hands-on experience w/software used by dairy industry	Access/Rent/Usage/Own	Flat	\$35.00	\$35.00	0.00%
Col of Food,Ag & Nat Rsrc Sci	Aquatic Insects	Consumable Materials	Flat	\$32.00	\$32.00	0.00%
Col of Food,Ag & Nat Rsrc Sci	Bioproducts & Biosystems Engineering Consumables 1	Consumable Materials	Flat	\$15.00	\$15.00	0.00%
Col of Food,Ag & Nat Rsrc Sci	Bioproducts & Biosystems Engineering Consumables 2	Consumable Materials	Flat	\$20.00	\$20.00	0.00%
Col of Food,Ag & Nat Rsrc Sci	Bioproducts & Biosystems Engineering Consumables 3	Consumable Materials	Flat	\$21.00	\$21.00	0.00%
Col of Food,Ag & Nat Rsrc Sci	Bioproducts & Biosystems Engineering Consumables 4	Consumable Materials	Flat	\$25.00	\$25.00	0.00%
Col of Food,Ag & Nat Rsrc Sci	Bioproducts & Biosystems Engineering Consumables 5	Consumable Materials	Flat	\$40.00	\$40.00	0.00%
Col of Food,Ag & Nat Rsrc Sci	Bioproducts & Biosystems Engineering Consumables 6	Consumable Materials	Flat	\$50.00	\$50.00	0.00%
Col of Food,Ag & Nat Rsrc Sci	Bioproducts & Biosystems Engineering Consumables7	Consumable Materials	Flat	\$100.00	\$100.00	0.00%
Col of Food,Ag & Nat Rsrc Sci	Consumables for FSCN 5312	Consumable Materials	Flat	\$25.00	\$60.00	140.00%
Col of Food,Ag & Nat Rsrc Sci	Crops, Environment, & Society	Consumable Materials	Flat	\$25.00	\$25.00	0.00%
Col of Food,Ag & Nat Rsrc Sci	Dairy Cattle Judging	Travel/Lodging/Transport	Flat	\$110.00	\$110.00	0.00%
Col of Food,Ag & Nat Rsrc Sci	Dietetics	Personnel	Flat	new	\$50.00	New
Col of Food,Ag & Nat Rsrc Sci	Engineering Principles for Biological Scientists.	Consumable Materials	Flat	\$50.00	\$60.00	20.00%
Col of Food,Ag & Nat Rsrc Sci	ENT 5021 / Insect Taxonomy and Phylogeny	Consumable Materials	Flat	New	\$25.00	New
Col of Food,Ag & Nat Rsrc Sci	ENT 5025 / Field methods in Insect Taxonomy	Consumable Materials	Flat	New	\$25.00	New
Col of Food,Ag & Nat Rsrc Sci	Entomology 4251	Consumable Materials	Flat	\$15.00	\$15.00	0.00%
Col of Food,Ag & Nat Rsrc Sci	Entomology Materials & Equipment Tier 1	Consumable Materials	Flat	\$30.00	\$30.00	0.00%
Col of Food,Ag & Nat Rsrc Sci	Environmental Change	Consumable Materials	Flat	\$40.00	\$20.00	-50.00%
Col of Food,Ag & Nat Rsrc Sci	Field Crops	Travel/Lodging/Transport	Flat	\$25.00	\$25.00	0.00%
Col of Food,Ag & Nat Rsrc Sci	Field Ecology Equipment	Consumable Materials	Flat	\$30.00	\$30.00	0.00%
Col of Food,Ag & Nat Rsrc Sci	Field Methods Transportation	Travel/Lodging/Transport	Flat	\$175.00	\$175.00	0.00%
Col of Food,Ag & Nat Rsrc Sci	Field Session Insurance	Insurance	Flat	\$36.00	\$36.00	0.00%
Col of Food,Ag & Nat Rsrc Sci	Field Silviculture	Travel/Lodging/Transport	Flat	\$60.00	\$60.00	0.00%
Col of Food,Ag & Nat Rsrc Sci	Field Timber Harvesting	Travel/Lodging/Transport	Flat	\$60.00	\$60.00	0.00%
Col of Food,Ag & Nat Rsrc Sci	First-Year Colloquium / Student Learning Initiative / AGRO	Travel/Lodging/Transport	Flat	\$40.00	\$40.00	0.00%
Col of Food,Ag & Nat Rsrc Sci	Fisheries & Wildlife in Wyoming	Travel/Lodging/Transport	Flat	\$350.00	\$350.00	0.00%
Col of Food,Ag & Nat Rsrc Sci	Food Science Consumables	Consumable Materials	Flat	\$40.00	\$40.00	0.00%
Col of Food,Ag & Nat Rsrc Sci	Food Science Materials & Services Tier 2	Consumable Materials	Flat	\$25.00	\$25.00	0.00%
Col of Food,Ag & Nat Rsrc Sci	Food Science Materials & Services Tier 2	Travel/Lodging/Transport	Flat	\$0.00	\$25.00	New
Col of Food,Ag & Nat Rsrc Sci	Food Science Materials & Services Tier 3	Consumable Materials	Flat	\$30.00	\$30.00	0.00%
Col of Food,Ag & Nat Rsrc Sci	Food Science Materials & Services Tier 4	Consumable Materials	Flat	\$35.00	\$35.00	0.00%
Col of Food,Ag & Nat Rsrc Sci	Food Science Materials & Services Tier 6	Consumable Materials	Flat	\$47.00	\$75.00	59.57%
Col of Food,Ag & Nat Rsrc Sci	Food Science Materials & Services Tier 8	Consumable Materials	Flat	\$75.00	\$75.00	0.00%
Col of Food,Ag & Nat Rsrc Sci	Food Science Materials & Services Tier 9	Consumable Materials	Flat	\$100.00	\$100.00	0.00%
Col of Food,Ag & Nat Rsrc Sci	Forest Ecology	Consumable Materials	Flat	\$70.00	\$70.00	0.00%
Col of Food,Ag & Nat Rsrc Sci	Forestry Assesment & Modeling	Travel/Lodging/Transport	Flat	\$50.00	\$50.00	0.00%
Col of Food,Ag & Nat Rsrc Sci	Forestry Field Session Tier 1	Travel/Lodging/Transport	Flat	\$65.00	\$65.00	0.00%
Col of Food,Ag & Nat Rsrc Sci	Forestry Field Session Tier 2	Travel/Lodging/Transport	Flat	\$70.00	\$70.00	0.00%
Col of Food,Ag & Nat Rsrc Sci	Forestry Field Trip	Travel/Lodging/Transport	Flat	\$45.00	\$45.00	0.00%
Col of Food,Ag & Nat Rsrc Sci	Horse Health Mgmt	Consumable Materials	Flat	\$25.00	\$25.00	0.00%
Col of Food,Ag & Nat Rsrc Sci	HORT 1014 Edible Landscapes	Consumable Materials	Flat	\$5.00	\$5.00	0.00%
Col of Food,Ag & Nat Rsrc Sci	Horticulture Organic Food Field Trip	Travel/Lodging/Transport	Flat	\$10.00	\$10.00	0.00%
Col of Food,Ag & Nat Rsrc Sci	Horticulture Marketing Field Trip	Travel/Lodging/Transport	Flat	\$20.00	\$20.00	0.00%
Col of Food,Ag & Nat Rsrc Sci	Hospitalization Insurance - Off campus course	Insurance	Flat	\$124.00	\$124.00	0.00%
Col of Food,Ag & Nat Rsrc Sci	Human & Animal Physiology	Access/Rent/Usage/Own	Flat	\$125.00	\$125.00	0.00%
Col of Food,Ag & Nat Rsrc Sci	Hydrology & Water Quality Field Methods	Travel/Lodging/Transport	Flat	\$75.00	\$75.00	0.00%
Col of Food,Ag & Nat Rsrc Sci	Impaired Waters	Travel/Lodging/Transport	Flat	\$50.00	\$50.00	0.00%
Col of Food,Ag & Nat Rsrc Sci	Live Animal Access / ANSC 4603 and ANSC 4613	Access/Rent/Usage/Own	Flat	\$100.00	\$100.00	0.00%
Col of Food,Ag & Nat Rsrc Sci	Live Animal Access / ANSC 4603 and ANSC 4613	Travel/Lodging/Transport	Flat	\$100.00	\$100.00	0.00%
Col of Food,Ag & Nat Rsrc Sci	Live Animal Access Tier 1	Access/Rent/Usage/Own	Flat	\$100.00	\$100.00	0.00%
Col of Food,Ag & Nat Rsrc Sci	Live Animal Access Tier 1	Travel/Lodging/Transport	Flat	\$25.00	\$25.00	0.00%
Col of Food,Ag & Nat Rsrc Sci	Live Animal Access; field trip costs.	Access/Rent/Usage/Own	Flat	\$100.00	\$100.00	0.00%
Col of Food,Ag & Nat Rsrc Sci	Live Animal Access; field trip costs.	Consumable Materials	Flat	\$35.00	\$35.00	0.00%
Col of Food,Ag & Nat Rsrc Sci	Live Animal Access; transportation costs	Access/Rent/Usage/Own	Flat	\$100.00	\$100.00	0.00%

University of Minnesota 2013-2013 Tuition Plan: Course Class Fees

Campus/College	Fee Name	Dimension	Rate type	2013 Amount	2014 Amount	Percent Change
Col of Food,Ag & Nat Rsrc Sci	Live Animal Access; transportation costs	Travel/Lodging/Transport	Flat	\$50.00	\$50.00	0.00%
Col of Food,Ag & Nat Rsrc Sci	Lodging / Meals at Summer Field Session held at Cloquet Forestry Center	Travel/Lodging/Transport	Flat	\$550.00	\$550.00	0.00%
Col of Food,Ag & Nat Rsrc Sci	Managing for Ecosystems: Silviculture	Travel/Lodging/Transport	Flat	\$50.00	\$50.00	0.00%
Col of Food,Ag & Nat Rsrc Sci	Managing Recreational Lands	Travel/Lodging/Transport	Flat	\$17.00	\$17.00	0.00%
Col of Food,Ag & Nat Rsrc Sci	Molecular Biotechnology	Consumable Materials	Flat	\$250.00	\$250.00	0.00%
Col of Food,Ag & Nat Rsrc Sci	Northern Forest	Consumable Materials	Flat	\$21.00	\$21.00	0.00%
Col of Food,Ag & Nat Rsrc Sci	Northern Forests/Cloquet	Travel/Lodging/Transport	Flat	\$160.00	\$160.00	0.00%
Col of Food,Ag & Nat Rsrc Sci	Organic Vegetation Production	Travel/Lodging/Transport	Flat	\$25.00	\$25.00	0.00%
Col of Food,Ag & Nat Rsrc Sci	Orientation & Information Systems / RRM	Travel/Lodging/Transport	Flat	\$65.00	\$65.00	0.00%
Col of Food,Ag & Nat Rsrc Sci	Ornithologyin Texas Travel Costs	Travel/Lodging/Transport	Flat	\$550.00	\$550.00	0.00%
Col of Food,Ag & Nat Rsrc Sci	Plant Food Systems	Consumable Materials	Flat	\$46.50	\$30.00	-35.48%
Col of Food,Ag & Nat Rsrc Sci	Plant Genetics & Breeding	Consumable Materials	Flat	\$20.00	\$20.00	0.00%
Col of Food,Ag & Nat Rsrc Sci	Plant Pathology Fee	Consumable Materials	Flat	\$20.00	\$20.00	0.00%
Col of Food,Ag & Nat Rsrc Sci	Plant Production	Consumable Materials	Flat	\$40.00	\$40.00	0.00%
Col of Food,Ag & Nat Rsrc Sci	Plant Propagation	Consumable Materials	Flat	\$35.00	\$35.00	0.00%
Col of Food,Ag & Nat Rsrc Sci	Sensory Evaluation of Food Quality	Consumable Materials	Flat	\$30.00	\$40.00	33.33%
Col of Food,Ag & Nat Rsrc Sci	Soil Conservation & Land Use Management	Travel/Lodging/Transport	Flat	\$30.00	\$30.00	0.00%
Col of Food,Ag & Nat Rsrc Sci	Soil Formation	Travel/Lodging/Transport	Flat	\$35.00	\$35.00	0.00%
Col of Food,Ag & Nat Rsrc Sci	Soil Science Field Trips	Travel/Lodging/Transport	Flat	\$51.00	\$51.00	0.00%
Col of Food,Ag & Nat Rsrc Sci	Student Learning Communities Initiative / Freshmen Orientation to ESPM	Travel/Lodging/Transport	Flat	\$55.00	\$55.00	0.00%
Col of Food,Ag & Nat Rsrc Sci	Student Learning Communities Initiative BBE	Travel/Lodging/Transport	Flat	\$60.00	\$60.00	0.00%
Col of Food,Ag & Nat Rsrc Sci	Student Learning Communities Initiative FR	Travel/Lodging/Transport	Flat	\$65.00	\$65.00	0.00%
Col of Food,Ag & Nat Rsrc Sci	Student Learning Communities Initiative FW	Travel/Lodging/Transport	Flat	\$55.00	\$55.00	0.00%
Col of Food,Ag & Nat Rsrc Sci	Swine field trips & care/maintenance	Access/Rent/Usage/Own	Flat	\$100.00	\$100.00	0.00%
Col of Food,Ag & Nat Rsrc Sci	Swine field trips & care/maintenance	Travel/Lodging/Transport	Flat	New	\$25.00	New
Col of Food,Ag & Nat Rsrc Sci	Tier 1 Horticulture Materials	Consumable Materials	Flat	\$20.00	\$20.00	0.00%
Col of Food,Ag & Nat Rsrc Sci	Tier 1 Horticulture Materials	Consumable Materials	Flat	\$20.00	\$20.00	0.00%
Col of Food,Ag & Nat Rsrc Sci	Tier 2 Agronomy & Plant Genetics Materials	Consumable Materials	Flat	\$25.00	\$25.00	0.00%
Col of Food,Ag & Nat Rsrc Sci	Tier 3 Agronomy & Plant Genetics Materials	Consumable Materials	Flat	\$45.00	\$45.00	0.00%
Col of Food,Ag & Nat Rsrc Sci	Tier 3 Horticulture Materials	Consumable Materials	Flat	\$35.00	\$35.00	0.00%
Col of Food,Ag & Nat Rsrc Sci	Tier 3Horticulture Field Trip	Travel/Lodging/Transport	Flat	\$30.00	\$30.00	0.00%
Col of Food,Ag & Nat Rsrc Sci	Tier 4 Horticulture Materials	Consumable Materials	Flat	\$50.00	\$50.00	0.00%
Col of Food,Ag & Nat Rsrc Sci	Tier 5 Horticulture Materials	Consumable Materials	Flat	\$200.00	\$200.00	0.00%
Col of Food,Ag & Nat Rsrc Sci	Timber Harvesting	Travel/Lodging/Transport	Flat	\$60.00	\$30.00	-50.00%
Col of Food,Ag & Nat Rsrc Sci	Timber Harvesting & Road Planning	Travel/Lodging/Transport	Flat	\$60.00	\$60.00	0.00%
Col of Food,Ag & Nat Rsrc Sci	Usage fee / horses	Access/Rent/Usage/Own	Flat	New	\$150.00	New
Col of Food,Ag & Nat Rsrc Sci	Vines & Wines	Consumable Materials	Flat	\$78.00	\$78.00	0.00%
Col of Food,Ag & Nat Rsrc Sci	Wetland Soils Fee	Travel/Lodging/Transport	Flat	\$55.00	\$55.00	0.00%
Col of Food,Ag & Nat Rsrc Sci	Wildlife Handling / Carlos Avery Wildlife Ctr., Forest Lake	Service	Flat	\$470.00	\$470.00	0.00%
Col of Food,Ag & Nat Rsrc Sci	Woody Herbs & Plants	Travel/Lodging/Transport	Flat	\$20.00	\$20.00	0.00%
Col of Liberal Arts	Anthropology Fee - Tier 1	Access/Rent/Usage/Own	Flat	\$7.50	\$7.50	0.00%
Col of Liberal Arts	Anthropology Fee - Tier 1	Consumable Materials	Flat	\$7.50	\$7.50	0.00%
Col of Liberal Arts	Anthropology Fee - Tier 2	Access/Rent/Usage/Own	Flat	\$24.00	\$24.00	0.00%
Col of Liberal Arts	Anthropology Fee - Tier 2	Consumable Materials	Flat	\$6.00	\$6.00	0.00%
Col of Liberal Arts	Anthropology Fee - Tier 3	Access/Rent/Usage/Own	Flat	\$30.00	\$30.00	0.00%
Col of Liberal Arts	Anthropology Fee - Tier 3	Consumable Materials	Flat	\$30.00	\$30.00	0.00%
Col of Liberal Arts	ARTS - Art on Wheels	Consumable Materials	Flat	\$95.00	\$95.00	0.00%
Col of Liberal Arts	ARTS - Art on Wheels	Personnel	Flat	\$5.00	\$5.00	0.00%
Col of Liberal Arts	ARTS - Body Electric & New Media	Consumable Materials	Flat	\$95.00	\$95.00	0.00%
Col of Liberal Arts	ARTS - Body Electric & New Media	Personnel	Flat	\$5.00	\$5.00	0.00%
Col of Liberal Arts	ARTS - Ceramics Tier 1	Consumable Materials	Flat	\$105.00	\$105.00	0.00%
Col of Liberal Arts	ARTS - Ceramics Tier 1	Personnel	Flat	\$5.00	\$5.00	0.00%
Col of Liberal Arts	ARTS - Ceramics Tier 2	Consumable Materials	Flat	\$165.00	\$165.00	0.00%
Col of Liberal Arts	ARTS - Ceramics Tier 2	Personnel	Flat	\$5.00	\$5.00	0.00%
Col of Liberal Arts	ARTS - Ceramics Tier 3	Consumable Materials	Flat	\$250.00	\$250.00	0.00%
Col of Liberal Arts	ARTS - Ceramics Variable	Consumable Materials	Variable	\$160.00	\$80.00 - \$160.00	0.00%
Col of Liberal Arts	ARTS - Creative Thesis Photography	Consumable Materials	Flat	\$100.00	\$100.00	0.00%
Col of Liberal Arts	ARTS - Digital Drawing	Consumable Materials	Flat	\$15.00	\$15.00	0.00%
Col of Liberal Arts	ARTS - Digital Drawing	Personnel	Flat	\$50.00	\$50.00	0.00%
Col of Liberal Arts	ARTS - Drawing & Painting Tier 1	Consumable Materials	Flat	\$20.00	\$20.00	0.00%
Col of Liberal Arts	ARTS - Drawing & Painting Tier 1	Personnel	Flat	\$20.00	\$20.00	0.00%
Col of Liberal Arts	ARTS - Drawing & Painting Tier 2	Consumable Materials	Flat	\$40.00	\$40.00	0.00%
Col of Liberal Arts	ARTS - Drawing & Painting Tier 2	Personnel	Flat	\$60.00	\$60.00	0.00%

University of Minnesota 2013-2013 Tuition Plan: Course Class Fees

Campus/College	Fee Name	Dimension	Rate type	2013 Amount	2014 Amount	Percent Change
Col of Liberal Arts	ARTS - Electronic Media	Access/Rent/Usage/Own	Flat	\$45.00	\$45.00	0.00%
Col of Liberal Arts	ARTS - Electronic Media	Personnel	Flat	\$5.00	\$5.00	0.00%
Col of Liberal Arts	ARTS - Electronic Media 8990/5990	Access/Rent/Usage/Own	Flat	\$20.00	\$20.00	0.00%
Col of Liberal Arts	ARTS - Electronic Media 8990/5990	Personnel	Flat	\$5.00	\$5.00	0.00%
Col of Liberal Arts	ARTS - Exhibition Fee	Consumable Materials	Flat	\$10.00	\$10.00	0.00%
Col of Liberal Arts	ARTS - Foundry - Variable Rate	Consumable Materials	Variable	\$50.00	\$10.00 - \$50.00	0.00%
Col of Liberal Arts	ARTS - NYC Contemporary Art World Workshop	Confirmation/Deposit	Flat	\$300.00	\$300.00	0.00%
Col of Liberal Arts	ARTS - NYC Contemporary Art World Workshop	Travel/Lodging/Transport	Flat	\$976.00	\$2,003.00	105.23%
Col of Liberal Arts	ARTS - NYC Contemporary Art World Workshop	Tuition	Flat	\$504.00	\$504.00	0.00%
Col of Liberal Arts	ARTS - Photography - Tier 1	Consumable Materials	Flat	\$58.00	\$55.00	-5.17%
Col of Liberal Arts	ARTS - Photography - Tier 1	Personnel	Flat	\$5.00	\$5.00	0.00%
Col of Liberal Arts	ARTS - Photography - Tier 2	Consumable Materials	Flat	\$60.00	\$60.00	0.00%
Col of Liberal Arts	ARTS - Photography - Tier 2	Personnel	Flat	\$40.00	\$40.00	0.00%
Col of Liberal Arts	ARTS - Photography Independent Study	Consumable Materials	Flat	\$80.00	\$80.00	0.00%
Col of Liberal Arts	ARTS - Printmaking Tier 1	Consumable Materials	Flat	\$95.00	\$95.00	0.00%
Col of Liberal Arts	ARTS - Printmaking Tier 1	Personnel	Flat	\$5.00	\$5.00	0.00%
Col of Liberal Arts	ARTS - Printmaking Tier 2	Consumable Materials	Flat	\$120.00	\$120.00	0.00%
Col of Liberal Arts	ARTS - Printmaking Tier 2	Personnel	Flat	\$5.00	\$5.00	0.00%
Col of Liberal Arts	ARTS - Sculpture - Tier 1	Consumable Materials	Flat	\$80.00	\$80.00	0.00%
Col of Liberal Arts	ARTS - Sculpture - Tier 1	Personnel	Flat	\$5.00	\$5.00	0.00%
Col of Liberal Arts	ARTS - Sculpture - Tier 2	Consumable Materials	Flat	\$145.00	\$145.00	0.00%
Col of Liberal Arts	ARTS - Sculpture - Tier 2	Personnel	Flat	\$5.00	\$5.00	0.00%
Col of Liberal Arts	ARTS - Sculpture - Variable	Consumable Materials	Variable	\$25.00 - \$125.00	\$25.00 - \$125.00	0.00%
Col of Liberal Arts	ARTS - Sound Art	Consumable Materials	Flat	\$100.00	\$100.00	0.00%
Col of Liberal Arts	ARTS - Studio Arts	Consumable Materials	Flat	\$10.00	\$10.00	0.00%
Col of Liberal Arts	ARTS - Studio Arts	Personnel	Flat	\$5.00	\$5.00	0.00%
Col of Liberal Arts	ARTS - Studio Arts Workshop - Variable	Consumable Materials	Variable	\$0.00 - \$500.00	\$12.00 - \$500.00	0.00%
Col of Liberal Arts	ARTS BFA/MFA Exhibition	Consumable Materials	Variable	\$40.00	\$10.00 - \$40.00	0.00%
Col of Liberal Arts	ARTS- Digital Toolbox 1490 Spring	Consumable Materials	Flat	New	\$25.00	New
Col of Liberal Arts	ARTS- Digital Toolbox 1490 Spring	Personnel	Flat	New	\$75.00	New
Col of Liberal Arts	ARTS Freshman Seminar	Personnel	Flat	\$50.00	\$40.00	-20.00%
Col of Liberal Arts	ARTS Freshman Seminar	Travel/Lodging/Transport	Flat	\$50.00	\$40.00	-20.00%
Col of Liberal Arts	ARTS- Graphic Novel 1490 Fall	Consumable Materials	Flat	New	\$40.00	New
Col of Liberal Arts	ARTS- Graphic Novel 1490 Fall	Personnel	Flat	New	\$25.00	New
Col of Liberal Arts	CHIC - CASA SOL Leadership	Travel/Lodging/Transport	Flat	\$50.00	\$50.00	0.00%
Col of Liberal Arts	Comm Studies - Tier 1	Consumable Materials	Flat	\$5.00	\$5.00	0.00%
Col of Liberal Arts	Comm Studies - Tier 2	Consumable Materials	Flat	\$10.00	\$10.00	0.00%
Col of Liberal Arts	Dance Accompanist Tier 1	Personnel	Flat	\$40.00	\$40.00	0.00%
Col of Liberal Arts	Dance Accompanist Tier 2	Personnel	Flat	\$70.00	\$70.00	0.00%
Col of Liberal Arts	Dance Accompanist Tier 3	Personnel	Flat	\$80.00	\$80.00	0.00%
Col of Liberal Arts	Dance Accompanist Tier 4	Personnel	Flat	\$90.00	\$90.00	0.00%
Col of Liberal Arts	Global Leadership	Confirmation/Deposit	Flat	\$250.00	\$250.00	0.00%
Col of Liberal Arts	Global Leadership	Travel/Lodging/Transport	Flat	\$126.00	\$126.00	0.00%
Col of Liberal Arts	HECUA - Internship	Tuition	PerCredit	New	\$405.00	New
Col of Liberal Arts	HECUA - Program Fee (flat rate in 2013)	Tuition	PerCredit	\$7,900.00	\$493.75	-93.75%
Col of Liberal Arts	HECUA - Program with Optional Internship	Tuition	PerCredit	New	\$582.50	New
Col of Liberal Arts	HECUA - Summer Internship - Civil Rights	Tuition	Flat	\$400.00	\$400.00	0.00%
Col of Liberal Arts	HECUA - Summer Program - Civil Rights	Travel/Lodging/Transport	Flat	\$893.00	\$1,393.00	55.99%
Col of Liberal Arts	HECUA - Summer Program - Civil Rights	Tuition	Flat	\$1,807.00	\$1,807.00	0.00%
Col of Liberal Arts	Interdept Study - Career Plan	Exam/Assessment	Flat	\$40.00	\$45.00	12.50%
Col of Liberal Arts	Interdept Study - Major & Career Exploration	Exam/Assessment	Flat	\$30.00	\$35.00	16.67%
Col of Liberal Arts	Journalism/Mass Communications Digital Lab	Consumable Materials	Flat	\$24.00	\$10.00	-58.33%
Col of Liberal Arts	Language & Food	Consumable Materials	Flat	\$50.00	\$50.00	0.00%
Col of Liberal Arts	Lives Worth Living - 1 Week Option	Confirmation/Deposit	Flat	\$200.00	\$200.00	0.00%
Col of Liberal Arts	Lives Worth Living - 1 Week Option	Tuition	Flat	\$700.00	\$700.00	0.00%
Col of Liberal Arts	Lives Worth Living - 4 Week Option	Confirmation/Deposit	Flat	\$500.00	\$500.00	0.00%
Col of Liberal Arts	Lives Worth Living - 4 Week Option	Travel/Lodging/Transport	Flat	\$175.00	\$175.00	0.00%
Col of Liberal Arts	Lives Worth Living - 4 Week Option	Tuition	Flat	\$1,625.00	\$1,625.00	0.00%
Col of Liberal Arts	Music - Applied Music Lessons - Elective	Individual Instruction	PerCredit	\$175.00	\$175.00	0.00%
Col of Liberal Arts	Music - Applied Music Lessons - Majors	Individual Instruction	PerCredit	\$55.00	\$55.00	0.00%
Col of Liberal Arts	Music - Applied Music Lessons - Music Education	Individual Instruction	PerCredit	\$110.00	\$110.00	0.00%
Col of Liberal Arts	Music - Applied Music Lessons - Secondary	Individual Instruction	PerCredit	\$80.00	\$80.00	0.00%
Col of Liberal Arts	Music - Piano Course Fee	Access/Rent/Usage/Own	Flat	\$50.00	\$50.00	0.00%
Col of Liberal Arts	Music Education	Access/Rent/Usage/Own	Flat	\$50.00	\$35.00	-30.00%
Col of Liberal Arts	Music Scores for Ensembles	Access/Rent/Usage/Own	Flat	\$25.00	\$25.00	0.00%

University of Minnesota 2013-2013 Tuition Plan: Course Class Fees

Campus/College	Fee Name	Dimension	Rate type	2013 Amount	2014 Amount	Percent Change
Col of Liberal Arts	Nash Gallery Exhibition	Travel/Lodging/Transport	Flat	\$6.00	\$6.00	0.00%
Col of Liberal Arts	SLHS - Clinical Education	Access/Rent/Usage/Own	PerCredit	\$3.00	\$3.00	0.00%
Col of Liberal Arts	SLHS - Clinical Education	Consumable Materials	PerCredit	\$10.50	\$10.50	0.00%
Col of Liberal Arts	SLHS - Clinical Education	Service	PerCredit	\$1.50	\$1.50	0.00%
Col of Liberal Arts	Spanish - Latino Immigration	Consumable Materials	Flat	\$5.00	\$5.00	0.00%
Col of Liberal Arts	Spanish - Latino Immigration	Personnel	Flat	\$15.00	\$10.00	-33.33%
Col of Liberal Arts	Spanish - Latino Immigration	Service	Flat	\$5.00	\$5.00	0.00%
Col of Liberal Arts	Theatre Arts - Accompanist - BFA	Personnel	Flat	\$70.00	\$70.00	0.00%
Col of Liberal Arts	Theatre Arts - Acting for Camera	Access/Rent/Usage/Own	Flat	\$25.00	\$25.00	0.00%
Col of Liberal Arts	Theatre Arts - Acting for Camera	Consumable Materials	Flat	\$25.00	\$25.00	0.00%
Col of Liberal Arts	Theatre Arts - BFA Collaboration	Access/Rent/Usage/Own	Flat	New	\$50.00	New
Col of Liberal Arts	Theatre Arts - Bouffon	Consumable Materials	Flat	\$15.00	\$15.00	0.00%
Col of Liberal Arts	Theatre Arts - Circus	Consumable Materials	Flat	\$35.00	\$35.00	0.00%
Col of Liberal Arts	Theatre Arts - Collaboration	Access/Rent/Usage/Own	Flat	\$35.00	\$35.00	0.00%
Col of Liberal Arts	Theatre Arts - Costume	Consumable Materials	Flat	\$175.00	\$175.00	0.00%
Col of Liberal Arts	Theatre Arts - Intro	Travel/Lodging/Transport	Flat	\$20.00	\$10.00	-50.00%
Col of Liberal Arts	Theatre Arts - Intro	Travel/Lodging/Transport	Flat	\$20.00	\$20.00	0.00%
Col of Liberal Arts	Theatre Arts - Makeup	Consumable Materials	Flat	\$75.00	\$75.00	0.00%
Col of Liberal Arts	Theatre Arts - Puppetry	Consumable Materials	Flat	\$45.00	\$45.00	0.00%
Col of Liberal Arts	Theatre Arts - Seminar	Travel/Lodging/Transport	Flat	\$125.00	\$125.00	0.00%
Col of Liberal Arts	Theatre Arts - Stage Materials	Consumable Materials	Flat	\$75.00	\$75.00	0.00%
Col of Liberal Arts	Theatre Arts - Walker Art Center	Travel/Lodging/Transport	Flat	\$40.00	\$40.00	0.00%
Col of Pharmacy	APPE Germany - TC	Travel/Lodging/Transport	Flat	\$2,700.00	\$2,700.00	0.00%
Col of Pharmacy	APPE Germany - UMD	Travel/Lodging/Transport	Flat	\$2,700.00	\$2,700.00	0.00%
Col of Pharmacy	PHARM 1002 Online Exam Proctor Fee	E-Learn	Flat	\$45.00	\$43.00	-4.44%
Col of Pharmacy	PHARM 1003 Online Exam Proctor Fee	E-Learn	Flat	\$45.00	\$70.00	55.56%
Col of Pharmacy	PHARM 1004 Online Exam Proctor Fee	E-Learn	Flat	\$45.00	\$52.50	16.67%
Col of Sci & Engineering	Aerospace Design Problems	Consumable Materials	Flat	\$100.00	\$100.00	0.00%
Col of Sci & Engineering	Aerospace Vehicle Design	Consumable Materials	Flat	\$50.00	\$50.00	0.00%
Col of Sci & Engineering	Biomed Engineering Lab 1	Consumable Materials	Flat	\$10.00	\$10.00	0.00%
Col of Sci & Engineering	Biomed Engineering Lab 2	Consumable Materials	Flat	\$10.00	\$30.00	200.00%
Col of Sci & Engineering	Biomed Engineering Lab 3	Consumable Materials	Flat	\$10.00	\$10.00	0.00%
Col of Sci & Engineering	Biomed Engineering Lab 4	Consumable Materials	Flat	\$15.00	\$15.00	0.00%
Col of Sci & Engineering	Biomed Engineering Lab 5	Consumable Materials	Flat	\$20.00	\$15.00	-25.00%
Col of Sci & Engineering	Biomed Engineering Lab 6	Consumable Materials	Flat	\$35.00	\$20.00	-42.86%
Col of Sci & Engineering	Biomed Engineering Lab 7	Consumable Materials	Flat	\$100.00	\$100.00	0.00%
Col of Sci & Engineering	Biomedical Engineering Tissue Engineering Course 8	Consumable Materials	Flat	New	\$100.00	New
Col of Sci & Engineering	CE 4502 Water Treatment	Travel/Lodging/Transport	Flat	\$3.50	\$3.50	0.00%
Col of Sci & Engineering	CE 5311 Geomechanics	Consumable Materials	Flat	\$25.00	\$25.00	0.00%
Col of Sci & Engineering	CEMS Lab Fe CHEN 3401	Consumable Materials	Flat	\$60.00	\$60.00	0.00%
Col of Sci & Engineering	CEMS Lab Fee CHEN 4401	Consumable Materials	Flat	\$110.00	\$110.00	0.00%
Col of Sci & Engineering	CEMS Lab Fee CHEN 8112	Access/Rent/Usage/Own	Flat	\$66.00	\$66.00	0.00%
Col of Sci & Engineering	CEMS Lab Fee MATS 2002	Consumable Materials	Flat	\$50.00	\$50.00	0.00%
Col of Sci & Engineering	CEMS Lab Fee MATS 3801	Access/Rent/Usage/Own	Flat	\$200.00	\$200.00	0.00%
Col of Sci & Engineering	CEMS Lab Fee MATS 3851	Access/Rent/Usage/Own	Flat	\$100.00	\$100.00	0.00%
Col of Sci & Engineering	CEMS Lab Fee MATS 4221	Access/Rent/Usage/Own	Flat	\$90.00	\$90.00	0.00%
Col of Sci & Engineering	CEMS Lab Fee MATS 5517	Access/Rent/Usage/Own	Flat	\$100.00	\$100.00	0.00%
Col of Sci & Engineering	CHEM 1017 - Chemistry Lab Fee	Consumable Materials	Flat	\$51.28	\$56.00	9.20%
Col of Sci & Engineering	CHEM 1065 - Chemistry Lab Fee	Consumable Materials	Flat	\$52.91	\$54.00	2.06%
Col of Sci & Engineering	CHEM 1066 - Chemistry Lab Fee	Consumable Materials	Flat	\$54.72	\$52.00	-4.97%
Col of Sci & Engineering	CHEM 1075H - Chemistry Lab Fee	Consumable Materials	Flat	\$50.69	\$54.00	6.53%
Col of Sci & Engineering	CHEM 1076H - Chemistry Lab Fee	Consumable Materials	Flat	\$51.01	\$50.00	-1.98%
Col of Sci & Engineering	CHEM 2111 - Chemistry Lab Fee	Consumable Materials	Flat	\$62.12	\$64.00	3.03%
Col of Sci & Engineering	CHEM 2121 - Chemistry Lab Fee	Consumable Materials	Flat	\$66.31	\$57.00	-14.04%
Col of Sci & Engineering	CHEM 2311 - Chemistry Lab Fee	Consumable Materials	Flat	\$80.35	\$85.00	5.79%
Col of Sci & Engineering	CHEM 2312H - Chemistry Lab Fee	Consumable Materials	Flat	\$153.34	\$159.00	3.69%
Col of Sci & Engineering	CHEM 4111W - Chemistry Lab Fee	Consumable Materials	Flat	\$68.06	\$87.00	27.83%
Col of Sci & Engineering	CHEM 4223W - Polymer Chemistry Lab Fee	Consumable Materials	Flat	\$92.70	\$92.00	-0.76%
Col of Sci & Engineering	CHEM 4311W - Chemistry Lab Fee	Consumable Materials	Flat	\$120.18	\$109.00	-9.30%
Col of Sci & Engineering	CHEM 4511W - Chemistry Lab Fee	Consumable Materials	Flat	\$53.65	\$60.00	11.84%
Col of Sci & Engineering	CHEM 4711W - Chemistry Lab Fee	Consumable Materials	Flat	\$159.96	\$144.00	-9.98%
Col of Sci & Engineering	CHEM 8153 - Chemistry Lab Fee	Consumable Materials	Flat	\$66.03	\$66.00	-0.05%
Col of Sci & Engineering	CHEN 4223 - Polymer Chemistry Lab Fee	Consumable Materials	Flat	\$92.70	\$92.00	-0.76%

University of Minnesota 2013-2013 Tuition Plan: Course Class Fees

Campus/College	Fee Name	Dimension	Rate type	2013 Amount	2014 Amount	Percent Change
Col of Sci & Engineering	Civil Eng - Materials	Consumable Materials	Flat	\$62.00	\$62.00	0.00%
Col of Sci & Engineering	Civil Eng - Roch Mechanics	Consumable Materials	Flat	\$20.00	\$20.00	0.00%
Col of Sci & Engineering	Civil Eng - Soil Mechanics 1	Consumable Materials	Flat	\$15.00	\$15.00	0.00%
Col of Sci & Engineering	Civil Eng - Soil Mechanics 2	Consumable Materials	Flat	\$10.00	\$10.00	0.00%
Col of Sci & Engineering	Civil Eng - Steel/Concrete	Access/Rent/Usage/Own	Flat	\$65.50	\$65.50	0.00%
Col of Sci & Engineering	Civil Eng - Sustainable Devel	Service	Flat	\$50.00	\$50.00	0.00%
Col of Sci & Engineering	Environmental Issues Solutions	Consumable Materials	Flat	\$53.00	\$53.00	0.00%
Col of Sci & Engineering	ESCI 1901 Field Trips	Travel/Lodging/Transport	Flat	\$40.00	\$40.00	0.00%
Col of Sci & Engineering	ESCI 2201 Field Trip	Travel/Lodging/Transport	Flat	\$20.00	\$20.00	0.00%
Col of Sci & Engineering	ESCI 2203 Lab	Travel/Lodging/Transport	Flat	\$50.00	\$50.00	0.00%
Col of Sci & Engineering	ESCI 2302 Field Trip	Travel/Lodging/Transport	Flat	\$20.00	\$20.00	0.00%
Col of Sci & Engineering	ESCI 3911 Field Camp Intro	Travel/Lodging/Transport	Flat	\$1,300.00	\$1,300.00	0.00%
Col of Sci & Engineering	ESCI 4501 Field Trip	Travel/Lodging/Transport	Flat	\$50.00	\$50.00	0.00%
Col of Sci & Engineering	ESCI 4702 Field Trip	Travel/Lodging/Transport	Flat	\$180.00	\$180.00	0.00%
Col of Sci & Engineering	ESCI 4703 Glacial Field Trips	Travel/Lodging/Transport	Flat	New	\$80.00	New
Col of Sci & Engineering	ESCI 4911 Field Camp Advanced	Travel/Lodging/Transport	Flat	\$950.00	\$950.00	0.00%
Col of Sci & Engineering	ESCI 4971W Field Camp Hydrogeo	Travel/Lodging/Transport	Flat	\$950.00	\$950.00	0.00%
Col of Sci & Engineering	ESCI 5971 Field Camp Hydrogeo	Travel/Lodging/Transport	Flat	\$950.00	\$950.00	0.00%
Col of Sci & Engineering	MATS 4223 - Polymer Chemistry Lab Fee	Consumable Materials	Flat	\$92.70	\$92.00	-0.76%
Col of Sci & Engineering	Mechanical Engineering - Aerosol Lab - ME 5133	Consumable Materials	Flat	\$40.00	\$40.00	0.00%
Col of Sci & Engineering	Mechanical Engineering - Design & Manufac - ME 3221	Consumable Materials	Flat	\$40.00	\$40.00	0.00%
Col of Sci & Engineering	Mechanical Engineering - Design Projects - ME 4054W	Consumable Materials	Flat	\$66.00	\$66.00	0.00%
Col of Sci & Engineering	Mechanical Engineering - Energy Con Sys Lab - ME 4431W	Consumable Materials	Flat	\$40.00	\$40.00	0.00%
Col of Sci & Engineering	Mechanical Engineering - Fluid Power Control - ME 4232	Consumable Materials	Flat	\$40.00	\$40.00	0.00%
Col of Sci & Engineering	Mechanical Engineering - Measurements Lab - ME4031W	Consumable Materials	Flat	\$40.00	\$40.00	0.00%
Col of Sci & Engineering	Mechanical Engineering - Mot Con Lab - ME 4231	Consumable Materials	Flat	\$40.00	\$40.00	0.00%
Col of Sci & Engineering	Mechanical Engineering - Robot Course - ME 2011	Consumable Materials	Flat	\$40.00	\$40.00	0.00%
Col of Sci & Engineering	Mechanical Engineering - Software	Access/Rent/Usage/Own	Flat	\$30.00	\$20.00	-33.33%
Col of Sci & Engineering	Mechanical Engineering - Therm Envir Eng - ME 4131W	Consumable Materials	Flat	\$40.00	\$40.00	0.00%
Col of Sci & Engineering	Mechanical Engineering - Thermal Engr Lab - ME 4331	Consumable Materials	Flat	\$40.00	\$40.00	0.00%
Col of Sci & Engineering	Mechanical Engineering - Vibration Eng Lab - ME 4233	Consumable Materials	Flat	\$40.00	\$40.00	0.00%
Col of Sci & Engineering	Software Engineering Offsite	Program	Flat	\$4,250.00	\$4,500.00	5.88%
Col of Sci & Engineering	Study Abroad - Israel/Jordan - MOT	Travel/Lodging/Transport	Flat	\$5,000.00	\$5,610.00	12.20%
Col of Sci & Engineering	UNITE Fee - Section 881	E-Learn	PerCredit	\$100.00	\$100.00	0.00%
Col of Sci & Engineering	UNITE Fee - Sections 883 & 885	E-Learn	PerCredit	\$100.00	\$100.00	0.00%
Col of Veterinary Med	Equine Reproductive Management	Travel/Lodging/Transport	Flat	\$50.00	\$50.00	0.00%
Col of Veterinary Med	General Microbiology	Consumable Materials	Flat	\$90.00	\$90.00	0.00%
Col of Veterinary Med	Molecular Biotechnology	Consumable Materials	Flat	\$250.00	\$250.00	0.00%
Col of Veterinary Med	Veterinary & Biomedical Services Lab Fee	Consumable Materials	Flat	\$75.00	\$75.00	0.00%
Health Sciences	Appl Therapeutic Horticulture	Consumable Materials	Flat	\$60.00	\$60.00	0.00%
Health Sciences	Clinical Chemistry I Roch	Consumable Materials	Flat	\$83.00	\$50.00	-39.76%
Health Sciences	Clinical Chemistry I TC	Consumable Materials	Flat	\$83.00	\$50.00	-39.76%
Health Sciences	Clinical Chemistry II lab Roch	Consumable Materials	Flat	\$130.00	\$100.00	-23.08%
Health Sciences	Clinical Chemistry II lab TC	Consumable Materials	Flat	\$130.00	\$100.00	-23.08%
Health Sciences	CSPH Hawaii Lodging	Travel/Lodging/Transport	Variable	\$500 - \$2,800	\$409 - \$3,402	0.22%
Health Sciences	CSPH Indigenous Hawaiian Healing (fee restructured - FY13 total: \$1000.00)	Consumable Materials	Flat	New	\$125.00	New
Health Sciences	CSPH Indigenous Hawaiian Healing (fee restructured - FY13 total: \$1000.00)	Personnel	Flat	New	\$166.67	New
Health Sciences	CSPH Indigenous Hawaiian Healing (fee restructured - FY13 total: \$1000.00)	Travel/Lodging/Transport	Flat	New	\$115.00	New
Health Sciences	CSPH one-credit Hawaii courses	Consumable Materials	Flat	New	\$25.00	New
Health Sciences	CSPH one-credit Hawaii courses	Personnel	Flat	New	\$166.67	New
Health Sciences	CSPH one-credit Hawaii courses	Travel/Lodging/Transport	Flat	New	\$50.00	New
Health Sciences	Diagnostic Microbiology lab Roch	Consumable Materials	Flat	\$185.00	\$150.00	-18.92%
Health Sciences	Diagnostic Microbiology lab TC	Consumable Materials	Flat	\$185.00	\$150.00	-18.92%
Health Sciences	Functional Anatomy/Kinesiology	Consumable Materials	Flat	\$17.00	\$9.00	-47.06%
Health Sciences	Health Coaching	Consumable Materials	Flat	\$300.00	\$300.00	0.00%
Health Sciences	Hematology Fee	Consumable Materials	Flat	\$11.00	\$11.00	0.00%
Health Sciences	Hematology I Roch	Consumable Materials	Flat	\$113.00	\$63.00	-44.25%
Health Sciences	Hematology I TC	Consumable Materials	Flat	\$113.00	\$63.00	-44.25%
Health Sciences	Hematology II - Rochester	Consumable Materials	Flat	New	\$11.00	New
Health Sciences	Microscope Fee-4103- Micro I- Rochester	Access/Rent/Usage/Own	Flat	\$15.00	\$15.00	0.00%
Health Sciences	Microscope Fee-4201- Heme I- Rochester	Access/Rent/Usage/Own	Flat	\$15.00	\$15.00	0.00%

University of Minnesota 2013-2013 Tuition Plan: Course Class Fees

Campus/College	Fee Name	Dimension	Rate type	2013 Amount	2014 Amount	Percent Change
Health Sciences	Microscope Fee-4201-Heme I-Twin Cities	Access/Rent/Usage/Own	Flat	\$15.00	\$15.00	0.00%
Health Sciences	Microscope Fee-4202-Heme II-Rochester	Access/Rent/Usage/Own	Flat	\$30.00	\$15.00	-50.00%
Health Sciences	Microscope Fee-4202-Heme II-Twin Cities	Access/Rent/Usage/Own	Flat	\$30.00	\$15.00	-50.00%
Health Sciences	Microscope Fee-4301-UA-Rochester	Access/Rent/Usage/Own	Flat	\$15.00	\$15.00	0.00%
Health Sciences	Microscope Fee-4301-UA-Twin Cities	Access/Rent/Usage/Own	Flat	\$15.00	\$15.00	0.00%
Health Sciences	Mindfulness/Stress Reduction	Consumable Materials	Flat	\$50.00	\$50.00	0.00%
Health Sciences	Molecular Diagnostics Rochester	Consumable Materials	Flat	\$100.00	\$75.00	-25.00%
Health Sciences	Molecular Diagnostics TC	Consumable Materials	Flat	\$100.00	\$75.00	-25.00%
Health Sciences	Neurorehab Approaches	Consumable Materials	Flat	\$29.00	\$50.00	72.41%
Health Sciences	Occupational Therapy: Group Context	Consumable Materials	Flat	\$13.00	\$19.00	46.15%
Health Sciences	Occupations as Therapy	Consumable Materials	Flat	\$100.00	\$62.00	-38.00%
Health Sciences	Orthotics & Prosthetics	Consumable Materials	Flat	\$95.00	\$33.00	-65.26%
Health Sciences	OT 6432-OT Process for Individuals: Education Context	Consumable Materials	Flat	New	\$6.50	New
Health Sciences	OT 7494 Scholarly Project	Consumable Materials	Flat	New	\$27.00	New
Health Sciences	OT Level II Fieldwork I	Consumable Materials	Flat	\$47.00	\$47.00	0.00%
Health Sciences	OTPI: Compensation	Consumable Materials	Flat	\$57.00	\$55.00	-3.51%
Health Sciences	Professional Identity - Behaviors and Attitudes	Consumable Materials	Flat	\$41.00	\$10.00	-75.61%
Health Sciences	Pub & Prof Engagement 1	Consumable Materials	Flat	\$37.00	\$38.00	2.70%
Health Sciences	Shamanism & Shamanic Healing	Consumable Materials	Flat	New	\$21.00	New
Health Sciences	Shamanism & Shamanic Healing (facility - Hawaii)	Access/Rent/Usage/Own	Flat	\$300.00	\$429.00	43.00%
Health Sciences	Therapeutic Horticulture	Consumable Materials	Flat	\$35.00	\$35.00	0.00%
Health Sciences	Transfusion Med Lab Roch	Consumable Materials	Flat	\$200.00	\$150.00	-25.00%
Health Sciences	Transfusion Med Lab TC	Consumable Materials	Flat	\$200.00	\$150.00	-25.00%
Health Sciences	Urinalysis Roch	Consumable Materials	Flat	\$132.00	\$120.00	-9.09%
Health Sciences	Urinalysis TC	Consumable Materials	Flat	\$132.00	\$120.00	-9.09%
Humphrey Schl of Public Affr	Effective Group Management	Tuition	Flat	New	\$125.00	New
Humphrey Schl of Public Affr	Global Cities Practicum - Planning Topics	Travel/Lodging/Transport	Flat	\$1,500.00	\$1,500.00	0.00%
Humphrey Schl of Public Affr	Global Cities Practicum - Planning Topics	Travel/Lodging/Transport	Flat	New	\$2,500.00	New
Humphrey Schl of Public Affr	Risk Analysis & Policy Software	Consumable Materials	Flat	\$50.00	\$50.00	0.00%
Law School	Law Summer Legal Study - China - LAW7701	Tuition	Flat	New	\$3,410.00	New
Law School	Law Summer Legal Study - Europe - LAW7702	Tuition	PerCredit	New	\$515.00	New
Medical School	Microscope Fee (LAMP)	Access/Rent/Usage/Own	Flat	\$5.00	\$5.00	0.00%
Medical School	ANAT5999/7999 Head and Neck	Consumable Materials	Flat	New	\$7.50	New
Medical School	ANAT6050 Gross Dental Anatomy	Consumable Materials	Flat	New	\$7.50	New
Medical School	Course Fee - LAMP	Consumable Materials	Flat	\$10.00	\$10.00	0.00%
Medical School	Human AnatomyLabs: Anat3602/Anat3612/Anat3608H	Consumable Materials	Flat	\$30.00	\$30.00	0.00%
Medical School	INMD 6801 - Human Struc & Func (Histology lab fee)	Consumable Materials	Flat	\$50.00	\$50.00	0.00%
Medical School	INMD6801 Gross Anatomy	Consumable Materials	Flat	New	\$7.50	New
Medical School	INMD6813 Neuroscience	Consumable Materials	Flat	\$88.00	\$88.00	0.00%
Medical School	Lab Supplies/Services - MICB	Consumable Materials	Flat	\$88.00	\$88.00	0.00%
Medical School	MED 6566 - Cardiovascular System (Duluth)	Consumable Materials	Flat	\$25.00	\$25.00	0.00%
Medical School	MED 6728 - Respiratory System (Duluth)	Consumable Materials	Flat	\$25.00	\$25.00	0.00%
Medical School	MED 6788 - Skin/Musculoskeletal (Duluth)	Consumable Materials	Flat	\$40.00	\$40.00	0.00%
Medical School	MORT 3151 - RA Lab	Consumable Materials	Flat	\$25.00	\$25.00	0.00%
Medical School	MORT 3161 - Embalming Laboratory	Consumable Materials	Flat	\$135.00	\$135.00	0.00%
Medical School	MORT 3171 - Human Anatomy	Consumable Materials	Flat	\$110.00	\$110.00	0.00%
Medical School	NSC 5540 Biomedical Neuroscience Section 1	Service	Flat	\$1,600.00	\$1,600.00	0.00%
Medical School	NSC 5540 Biomedical Neuroscience Section 2	Service	Flat	\$1,000.00	\$1,000.00	0.00%
Medical School	NSC 5540 Biomedical Neuroscience Section 3	Service	Flat	\$800.00	\$800.00	0.00%
Medical School	NSC 5540 Biomedical Neuroscience Section 4	Service	Flat	\$200.00	\$200.00	0.00%
Medical School	NSC 5551 Itasca Neurobio lab	Consumable Materials	Flat	\$88.00	\$88.00	0.00%
Medical School	NSCI 1100 Human Neuroanatomy	Consumable Materials	Flat	\$82.00	\$82.00	0.00%
Medical School	NSCI 5111 Medical Neuroscience	Consumable Materials	Flat	\$88.00	\$88.00	0.00%
Medical School	NSCI 6112 Medical Neuroscience	Consumable Materials	Flat	\$88.00	\$88.00	0.00%
Medical School	Pelvis & Urinary Symptoms	Consumable Materials	Flat	\$326.00	\$326.00	0.00%
Medical School	PHSL 5510 Advanced Cardiac Physiology	Consumable Materials	Flat	\$525.00	\$525.00	0.00%
Medical School	PHSL3051 Human Physiology	Consumable Materials	Flat	\$10.00	\$10.00	0.00%
Medical School	PHSL3701 Physiology Lab	Consumable Materials	Flat	\$35.00	\$35.00	0.00%
Schl of Dentistry	Dent Clinic (for Non-Residents)	Tuition	PerCredit	\$1,004.00	\$1,029.00	2.49%
Schl of Dentistry	Dent Clinic (for Residents)	Tuition	PerCredit	\$565.00	\$565.00	0.00%
Schl of Dentistry	Endo lec-Typodonts	Consumable Materials	Flat	\$211.00	\$237.00	12.32%
Schl of Dentistry	Operative Dentistry I	Consumable Materials	Flat	\$227.00	\$234.00	3.08%

University of Minnesota 2013-2013 Tuition Plan: Course Class Fees

Campus/College	Fee Name	Dimension	Rate type	2013 Amount	2014 Amount	Percent Change
Schl of Dentistry	Operative Dentistry II & III	Consumable Materials	Flat	\$289.00	\$298.00	3.11%
Schl of Dentistry	Oral Anatomy Lab	Consumable Materials	Flat	\$26.00	\$27.00	3.85%
Schl of Dentistry	Oral Anatomy -Manual and Supplies	Access/Rent/Usage/Own	Flat	\$19.00	\$19.00	0.00%
Schl of Dentistry	Ortho I	Consumable Materials	Flat	New	\$147.00	New
Schl of Dentistry	Pre- Clinical Pros Lab II	Access/Rent/Usage/Own	Flat	\$962.00	\$790.00	-17.88%
Schl of Dentistry	Pre-Clinical Pros Tech Lab IV	Consumable Materials	Flat	\$489.00	\$504.00	3.07%
Schl of Dentistry	Preclinical Prosth Tech Lab II	Consumable Materials	Flat	\$86.00	\$88.00	2.33%
Schl of Dentistry	Pros Lab V Partial Dentures	Consumable Materials	Flat	\$110.00	\$170.00	54.55%
Schl of Dentistry	Pros Tech Lab IV- Complete Dentures	Consumable Materials	Flat	\$152.00	\$156.00	2.63%
Schl of Dentistry	Pros Tech Lab VI- Implants	Consumable Materials	Flat	\$658.00	\$678.00	3.04%
Schl of Nursing	Global Health through Study Abroad - Honduras	Travel/Lodging/Transport	Flat	New	\$500.00	New
Schl of Nursing	Global Health through Study Abroad - Ireland	Travel/Lodging/Transport	Flat	\$450.00	\$700.00	55.56%
Schl of Public Health	Executive PHAP Campus Learning Fee	Program	Flat	New	\$500.00	New
Schl of Public Health	Focus Group Interviews	Program	PerCredit	\$120.00	\$120.00	0.00%
Schl of Public Health	Public Health Institute (restructured)	Program	PerCredit	\$140.00	\$25.00	-82.14%
Schl of Public Health	Public Health Institute Field Trip Fee 1 (restructured)	Travel/Lodging/Transport	PerCredit	New	\$30.00	New
Schl of Public Health	Public Health Institute Field Trip Fee 2 (restructured)	Travel/Lodging/Transport	PerCredit	New	\$50.00	New
Schl of Public Health	Public Health Institute Field Trip Fee 3 (restructured)	Travel/Lodging/Transport	PerCredit	New	\$80.00	New
Schl of Public Health	Public Health Institute Field Trip Fee 4 (restructured)	Travel/Lodging/Transport	PerCredit	New	\$100.00	New

University of Minnesota 2013-2014 Tuition Plan: Miscellaneous Fees

Campus/College	Fee Name	Terms	Credit range	2013 Amount	2014 Amount	Percent Change
Crookston						
Crookston	Technology Access - Daily Rental	Fall/spring/summer	0.05 - 999.99	\$10.00	\$10.00	0.00%
Crookston	Application Fee - UMC	Fall/spring/summer	0.05 - 999.99	\$30.00	\$30.00	0.00%
Crookston	Application Fee - UMC Study Abroad	Fall/spring/summer	0.05 - 999.99	\$50.00	\$50.00	0.00%
Crookston	Credit by Exam (per credit)	Fall/spring/summer	0.05 - 999.99	\$50.00	\$50.00	0.00%
Crookston	Installment Fee	Fall/spring/summer	0.05 - 999.99	\$35.00	\$35.00	0.00%
Crookston	Late Payment	Fall/spring/summer	0.05 - 999.99	\$30.00	\$30.00	0.00%
Crookston	NSF Check	Fall/spring/summer	0.05 - 999.99	\$20.00	\$20.00	0.00%
Crookston	Technology Access - Insurance Deduction	Fall/spring/summer	0.05 - 999.99	\$500.00	\$500.00	0.00%
Crookston	Late Registration - Week 1	Fall/spring	0.05 - 999.99	\$50.00	\$50.00	0.00%
Crookston	Late Registration - Week 1	Summer	0.05 - 999.99	\$25.00	\$25.00	0.00%
Crookston	Late Registration - Week 2	Fall/spring	0.05 - 999.99	\$50.00	\$50.00	0.00%
Crookston	Late Registration - Week 2	Summer	0.05 - 999.99	\$50.00	\$50.00	0.00%
Crookston	Late Registration - Week3	Fall/spring	0.05 - 999.99	\$100.00	\$100.00	0.00%
Crookston	Lost/Damaged Equipment (range)	Fall/spring/summer	0.05 - 999.99	\$10.00 - \$50.00	\$10.00 - \$50.00	0.00%
Crookston	Technology Access - Late Return	Fall/spring/summer	0.05 - 999.99	\$50.00	\$50.00	0.00%
Crookston	Technology Access - Weekly Rental	Fall/spring/summer	0.05 - 999.99	\$31.25	\$31.25	0.00%
Crookston	U Card Replacement Fee	Fall/spring/summer	0.05 - 999.99	\$25.00	\$25.00	0.00%
Crookston	Confirmation/Orientation Fee - New Students - UMC	Fall/spring	6.0 - 999.99	\$75.00	\$75.00	0.00%
Crookston	International Student Fee - UMC	Fall/spring	0.05 - 999.99	\$100.00	\$100.00	0.00%
Crookston	Transcript Request	Fall/spring/summer	0.05 - 999.99	\$12.00	\$15.00	25.00%
Crookston	Transcript Request - Priority International	Fall/spring/summer	0.05 - 999.99	\$30.00	\$40.00	33.33%
Crookston	Transcript Request - Priority National	Fall/spring/summer	0.05 - 999.99	\$25.00	\$30.00	20.00%
Duluth						
Duluth	Application Fee - UMD Undergrad Domestic	Fall/spring/summer	0.05 - 999.99	\$35.00	\$35.00	0.00%
Duluth	Application Fee - UMD Undergrad International	Fall/spring/summer	0.05 - 999.99	\$50.00	\$50.00	0.00%
Duluth	Application for Non-Degree and Certificate	Fall/spring/summer	0.05 - 999.99	\$35.00	\$35.00	0.00%
Duluth	Credit by Exam (per credit)	Fall/spring/summer	1.0 - 999.99	\$50.00	\$50.00	0.00%
Duluth	Installment Fee	Fall/spring/summer	0.05 - 999.99	\$35.00	\$35.00	0.00%
Duluth	Late Payment	Fall/spring/summer	0.05 - 999.99	\$30.00	\$30.00	0.00%
Duluth	NSF Check	Fall/spring/summer	0.05 - 999.99	\$20.00	\$20.00	0.00%
Duluth	Stop Payment	Fall/spring/summer	0.05 - 999.99	\$10.00	\$10.00	0.00%
Duluth	Late Registration - Week 1	Fall/spring	0.05 - 999.99	\$50.00	\$50.00	0.00%
Duluth	Late Registration - Week 2	Fall/spring	0.05 - 999.99	\$50.00	\$50.00	0.00%
Duluth	Late Registration - Week3	Fall/spring	0.05 - 999.99	\$100.00	\$100.00	0.00%
Duluth	U Card Replacement Fee	Fall/spring/summer	0.05 - 999.99	\$25.00	\$25.00	0.00%
Duluth	Confirmation/Orientation Fee - New Students - UMD	Fall/spring	0.05 - 999.99	\$80.00	\$80.00	0.00%
Duluth	Application - Education Administration Licensure Program	Fall/spring/summer	0.05 - 999.99	\$31.00	\$31.00	0.00%
Duluth	CEHSP Post Baccalaureate Evaluation	Fall/spring/summer	0.05 - 999.99	\$31.00	\$31.00	0.00%
Duluth	Student Teaching Outside Area	Fall/spring/summer	0.05 - 2.99	\$103.00	\$103.00	0.00%
Duluth	Student Teaching Outside Area	Fall/spring/summer	12.0 - 999.99	\$618.00	\$618.00	0.00%
Duluth	Student Teaching Outside Area	Fall/spring/summer	3.0 - 5.99	\$206.00	\$206.00	0.00%
Duluth	Student Teaching Outside Area	Fall/spring/summer	6.0 - 11.99	\$309.00	\$309.00	0.00%
Duluth	Alcohol Education Class	Fall/spring	0.05 - 999.99	\$40.00	\$40.00	0.00%
Duluth	BASICS - Alcohol Screening & Intervention	Fall/spring	0.05 - 999.99	\$40.00	\$40.00	0.00%
Duluth	Chemical Screening	Fall/spring/summer	0.05 - 999.99	\$100.00	\$100.00	0.00%
Duluth	International Undergraduate Surcharge - UMD	Fall/spring	0.05 - 5.99	New	\$62.50	new
Duluth	International Undergraduate Surcharge - UMD	Fall/spring	6.00 - 999.99	New	\$125.00	new
Duluth	International Undergraduate Surcharge - UMD	Summer	0.05 - 2.99	New	\$31.25	new
Duluth	International Undergraduate Surcharge - UMD	Summer	3.00 - 5.99	New	\$62.50	new
Duluth	International Undergraduate Surcharge - UMD	Summer	6.00 - 999.99	New	\$125.00	new
Duluth	Smoke Free Module FEE	Fall/spring/summer	0.05 - 999.99	\$25.00	\$25.00	0.00%
Duluth	Transcript Request	Fall/spring/summer	0.05 - 999.99	\$12.00	\$15.00	25.00%
Duluth	Transcript Request - Priority International	Fall/spring/summer	0.05 - 999.99	\$30.00	\$40.00	33.33%
Duluth	Transcript Request - Priority National	Fall/spring/summer	0.05 - 999.99	\$25.00	\$30.00	20.00%
Morris						
Morris	Application - Non-Regional Student Teaching	Fall/spring/summer	0.05 - 999.99	\$300.00	\$300.00	0.00%
Morris	Application Fee - UMM Electronic	Fall/spring/summer	0.05 - 999.99	\$25.00	\$25.00	0.00%

University of Minnesota 2013-2014 Tuition Plan: Miscellaneous Fees

Campus/College	Fee Name	Terms	Credit range	2013 Amount	2014 Amount	Percent Change
Morris	Application Fee - UMM ELTAP	Fall/spring/summer	0.05 - 999.99	\$300.00	\$300.00	0.00%
Morris	Application Fee - UMM Global Student Teaching	Fall/spring/summer	0.05 - 999.99	\$300.00	\$300.00	0.00%
Morris	Application Fee - UMM Paper	Fall/spring/summer	0.05 - 999.99	\$35.00	\$35.00	0.00%
Morris	Confirmation/Orientation Fee - Freshmen - UMM	Fall/spring/summer	0.05 - 999.99	\$150.00	\$150.00	0.00%
Morris	Confirmation/Orientation Fee - Transfers - UMM	Fall/spring/summer	0.05 - 999.99	\$150.00	\$150.00	0.00%
Morris	MN Education Job Fair On-Site Registration	Fall/spring/summer	0.05 - 999.99	\$30.00	\$30.00	0.00%
Morris	MN Education Job Fair Pre-Registration	Fall/spring/summer	0.05 - 999.99	\$20.00	\$20.00	0.00%
Morris	Rental of Musical Instrument	Fall/spring/summer	0.05 - 999.99	\$25.00	\$25.00	0.00%
Morris	Rental of Space/Purchase of Storage Container	Fall/spring/summer	0.05 - 999.99	\$20.00	\$20.00	0.00%
Morris	Credit by Exam (per credit)	Fall/spring/summer	0.05 - 999.99	\$50.00	\$50.00	0.00%
Morris	Installment Fee	Fall/spring/summer	0.05 - 999.99	\$35.00	\$35.00	0.00%
Morris	Late Payment	Fall/spring/summer	0.05 - 999.99	\$30.00	\$30.00	0.00%
Morris	NSF Check	Fall/spring/summer	0.05 - 999.99	\$20.00	\$20.00	0.00%
Morris	Chemistry Lab Equipment Breakage Fee (range)	Fall/spring/summer	0.05 - 999.99	New	\$5.00 - \$150.00	new
Morris	Late Registration - Week 1	Fall/spring	0.05 - 999.99	\$50.00	\$50.00	0.00%
Morris	Late Registration - Week 1	Summer	0.05 - 999.99	\$25.00	\$25.00	0.00%
Morris	Late Registration - Week 2	Fall/spring	0.05 - 999.99	\$50.00	\$50.00	0.00%
Morris	Late Registration - Week 2	Summer	0.05 - 999.99	\$50.00	\$50.00	0.00%
Morris	Late Registration - Week 3	Fall/spring	0.05 - 999.99	\$100.00	\$100.00	0.00%
Morris	Lost Key/ Recore Fee	Fall/spring/summer	0.05 - 999.99	\$50.00	\$50.00	0.00%
Morris	U Card Replacement Fee	Fall/spring/summer	0.05 - 999.99	\$25.00	\$25.00	0.00%
Morris	Additional Licensure/Endorsement Placement Fee	Fall/spring/summer	0.05 - 999.99	New	\$200.00	new
Morris	GST/ELTAP 1-Week Program Fee	Fall/spring/summer	0.05 - 999.99	\$150.00	\$150.00	0.00%
Morris	GST/ELTAP 2-Week Program Fee	Fall/spring/summer	0.05 - 999.99	\$300.00	\$300.00	0.00%
Morris	GST/ELTAP 3-Week Program Fee	Fall/spring/summer	0.05 - 999.99	\$450.00	\$450.00	0.00%
Morris	GST/ELTAP 4-Week Program Fee	Fall/spring/summer	0.05 - 999.99	\$600.00	\$600.00	0.00%
Morris	GST/ELTAP 5-Week Program Fee	Fall/spring/summer	0.05 - 999.99	\$750.00	\$750.00	0.00%
Morris	GST/ELTAP 6-Week Program Fee	Fall/spring/summer	0.05 - 999.99	\$900.00	\$900.00	0.00%
Morris	GST/ELTAP Additional Placement	Fall/spring/summer	0.05 - 999.99	\$125.00	\$125.00	0.00%
Morris	International Student Fee - UMM	Fall/spring/summer	0.05 - 999.99	\$150.00	\$150.00	0.00%
Morris	National Student Exchange Program - UMM	Fall/spring/summer	0.05 - 999.99	\$205.00	\$205.00	0.00%
Morris	Certification Fee - Fax	Fall/spring/summer	0.05 - 999.99	\$10.00	\$10.00	0.00%
Morris	Transcript Request	Fall/spring/summer	0.05 - 999.99	\$12.00	\$15.00	25.00%
Morris	Transcript Request - Priority Internation	Fall/spring/summer	0.05 - 999.99	\$30.00	\$40.00	33.33%
Morris	Transcript Request - Priority National	Fall/spring/summer	0.05 - 999.99	\$25.00	\$30.00	20.00%

Rochester

Rochester	Semester Bus Pass - UMR (range)	Fall/spring/summer	0.05 - 999.99	\$60.00 - \$100.00	\$60.00 - \$100.00	0.00%
Rochester	Application Fee Online UMR	Fall/spring/summer	0.05 - 999.99	\$30.00	\$30.00	0.00%
Rochester	Application Fee Paper UMR	Fall/spring/summer	0.05 - 999.99	\$35.00	\$35.00	0.00%
Rochester	Confirmation/Housing Deposit Fee - All Students - UMR	Fall/spring/summer	0.05 - 999.99	\$100.00	\$100.00	0.00%
Rochester	Confirmation/Tuition Deposit Fee - New Students - UMR	Fall/spring/summer	0.05 - 999.99	\$200.00	\$200.00	0.00%
Rochester	Credit by Exam Fee UMR (per credit)	Fall/spring/summer	0.05 - 999.99	\$50.00	\$50.00	0.00%
Rochester	Spanish Placement Exam Fee	Fall/spring/summer	0.05 - 999.99	New	\$10.00	new
Rochester	Durable Goods - UMR Laptop Non-return (range)	Fall/spring/summer	0.05 - 999.99	\$50.00 - \$2,000.00	\$50.00 - \$2,000.00	0.00%
Rochester	Lab Drawer Supplies/Key Replacement (range)	Fall/spring/summer	0.05 - 999.99	\$5.00 - \$200.00	\$5.00 - \$200.00	0.00%
Rochester	Loss/Damage - UMR Student Housing (range)	Fall/spring/summer	0.05 - 999.99	\$5.00 - \$500.00	\$5.00 - \$1,000.00	100.00%
Rochester	U Card Replacement Fee UMR	Fall/spring/summer	0.05 - 999.99	\$25.00	\$25.00	0.00%
Rochester	National Student Exchange Program - UMR	Fall/spring/summer	0.05 - 999.99	\$185.00	\$185.00	0.00%
Rochester	Capstone Program Background Check (range)	Fall/spring/summer	0.05 - 999.99	New	\$25.00 - \$60.00	new
Rochester	Transcript Request	Fall/spring/summer	0.05 - 999.99	\$12.00	\$15.00	25.00%
Rochester	Transcript Request - Priority International	Fall/spring/summer	0.05 - 999.99	\$30.00	\$40.00	33.33%
Rochester	Transcript Request - Priority National	Fall/spring/summer	0.05 - 999.99	\$25.00	\$30.00	20.00%

Twin Cities

Auxiliary Services	U Card Replacement Fee	Fall/spring/summer	0.05 - 999.99	\$25.00	\$25.00	0.00%
Auxiliary Services	UMTC Transportation Fee	Fall/spring/summer	0.05 - 999.99	\$19.00	\$20.00	5.26%

Budget Office	Capital Enhancement Fee for Student Life	Fall/spring	6.0 - 999.99	\$75.00	\$75.00	0.00%
Budget Office	Stadium Fee	Fall/spring	6.0 - 999.99	\$12.50	\$12.50	0.00%

University of Minnesota 2013-2014 Tuition Plan: Miscellaneous Fees

Campus/College	Fee Name	Terms	Credit range	2013 Amount	2014 Amount	Percent Change
Carlson Schl of Mgmt	CSOM Application Fee - MBA - Domestic	Fall/spring	0.05 - 999.99	\$60.00	\$60.00	0.00%
Carlson Schl of Mgmt	CSOM Application Fee - MBA - International	Fall/spring	0.05 - 999.99	\$90.00	\$90.00	0.00%
Carlson Schl of Mgmt	IBUS Application Fee - IBUS Study Abroad	Fall/spring/summer	0.05 - 999.99	\$50.00	\$50.00	0.00%
Carlson Schl of Mgmt	CSOM Confirmation Fee - Exec MBA	Fall/spring/summer	0.05 - 999.99	\$750.00	\$750.00	0.00%
Carlson Schl of Mgmt	CSOM Deposit - Full Time MBA	Fall/spring/summer	0.05 - 999.99	\$500.00	\$500.00	0.00%
Carlson Schl of Mgmt	CSOM Deposit - HRIR	Fall/spring/summer	0.05 - 999.99	\$250.00	\$250.00	0.00%
Carlson Schl of Mgmt	CSOM Deposit - Part Time MBA	Fall/spring/summer	0.05 - 999.99	\$200.00	\$200.00	0.00%
Carlson Schl of Mgmt	CSOM Credit by Exam	Fall/spring/summer	0.05 - 999.99	\$50.00	\$50.00	0.00%
Carlson Schl of Mgmt	CSOM Lost Clicker	Fall/spring/summer	0.05 - 999.99	\$35.00	\$35.00	0.00%
Carlson Schl of Mgmt	IBUS Cancellation Fee - Carlson Study Abroad Program	Fall/spring/summer	0.05 - 999.99	\$5,500.00	\$5,500.00	0.00%
Carlson Schl of Mgmt	IBUS Global Institute Inbound Exchange	Fall/spring/summer	0.05 - 999.99	\$3,000.00	\$3,000.00	0.00%
Carlson Schl of Mgmt	IBUS - Romania Residency	Summer	0.05 - 999.99	\$2,609.00	\$2,609.00	0.00%
Carlson Schl of Mgmt	IBUS China Exec MBA - CHEMBA	Fall/spring/summer	0.05 - 999.99	\$8,425.00	\$13,000.00	54.30%
Carlson Schl of Mgmt	IBUS Vienna Executive MBA (VEMBA)	Fall/spring/summer	0.05 - 999.99	\$8,537.00	\$8,537.00	0.00%
Col of Biological Sci	Placement Exam CBS (pre credit)	Fall/spring/summer	0.05 - 999.99	\$50.00	\$50.00	0.00%
Col of Biological Sci	Room & Board - Itasca (range)	Summer	0.05 - 999.99	\$245.50 - \$1,375.00	\$245.50 - \$1,375.00	0.00%
Col of Continuing Ed	Online & Distance Learning	Fall/spring/summer	11.0 - 999.99	\$270.00	\$270.00	0.00%
Col of Continuing Ed	Online & Distance Learning	Fall/spring/summer	2.0 - 5.99	\$90.00	\$90.00	0.00%
Col of Continuing Ed	Online & Distance Learning	Fall/spring/summer	6.0 - 10.99	\$180.00	\$180.00	0.00%
Col of Continuing Ed	English Language Proficiency Testing	Fall/spring/summer	0.05 - 999.99	\$30.00	\$30.00	0.00%
Col of Design	Studio Usage - DESGN	Fall/spring/summer	0.05 - 999.99	\$15.00	\$15.00	0.00%
Col of Design	Bobbin Case Deposit	Fall/spring/summer	0.05 - 999.99	\$30.00	\$30.00	0.00%
Col of Design	Key Deposit - DESGN	Fall/spring/summer	0.05 - 999.99	\$20.00	\$20.00	0.00%
Col of Design	Locker Rental - DESGN	Fall/spring/summer	0.05 - 999.99	\$15.00	\$15.00	0.00%
Col of Ed & Human Devel	Application Fee - Master of Education Endorsement Program	Fall/spring/summer	0.05 - 999.99	\$75.00	\$75.00	0.00%
Col of Ed & Human Devel	OLPD Admin Licensure - Additional	Fall/spring/summer	0.05 - 999.99	\$275.00	\$275.00	0.00%
Col of Ed & Human Devel	OLPD Admin Licensure - Initial	Fall/spring/summer	0.05 - 999.99	\$550.00	\$550.00	0.00%
Col of Ed & Human Devel	Confirmation Fee - Master of Education Initial Licensure	Fall/spring/summer	0.05 - 999.99	\$100.00	\$100.00	0.00%
Col of Ed & Human Devel	Durable Goods - School Psychology - Best Practices	Fall/spring	0.05 - 999.99	\$220.00	\$220.00	0.00%
Col of Ed & Human Devel	Credit by Exam (per credit)	Fall/spring/summer	0.05 - 999.99	\$50.00	\$50.00	0.00%
Col of Ed & Human Devel	Initial Teacher Licensure Ed TPA	Fall/spring	0.05 - 999.99	New	\$270.00	New
Col of Ed & Human Devel	Failure to Return Technology Equipment - CEHD (range)	Fall/spring/summer	0.05 - 999.99	\$5.00 - \$1,500.00	\$5.00 - \$1,500.00	0.00%
Col of Food, Ag & Nat Rsrc Sci	Dietetic Internship	Fall/spring	0.05 - 999.99	\$8,500.00	\$8,500.00	0.00%
Col of Liberal Arts	Art - Studio Deposit - Majors	Fall/spring/summer	0.05 - 999.99	\$50.00	\$50.00	0.00%
Col of Liberal Arts	Art - Studio Deposit - MFA Studios	Fall/spring/summer	0.05 - 999.99	\$100.00	\$100.00	0.00%
Col of Liberal Arts	Art- Regis Center Locker Rental (range)	Fall/spring/summer	0.05 - 999.99	\$10.00 - \$50.00	\$10.00 - \$50.00	0.00%
Col of Liberal Arts	Marching Band - Instrument & Uniform	Fall/spring/summer	0.05 - 999.99	\$50.00	\$50.00	0.00%
Col of Liberal Arts	Music - Locker Rental (range)	Fall/spring	0.05 - 999.99	\$75.00 - \$120.00	\$75.00 - \$120.00	0.00%
Col of Liberal Arts	Music - Locker Rental - Academic Year	Fall/spring	0.05 - 999.99	\$95.00	\$95.00	0.00%
Col of Liberal Arts	Music - Practice Rm Rental - Major/Minor (range)	Fall/spring/summer	0.05 - 999.99	\$25.00 - \$80.00	\$25.00 - \$80.00	0.00%
Col of Liberal Arts	Music - Practice Rm Rental - NonMajor (range)	Fall/spring/summer	0.05 - 999.99	\$60.00 - \$130.00	\$60.00 - \$130.00	0.00%
Col of Liberal Arts	Music - Practice Rm Rental - Not Enrolled in Music	Fall/spring/summer	0.05 - 999.99	\$104.00 - \$229.00	\$110.00 - \$250.00	0.00%
Col of Liberal Arts	Music - Storage Wedge Rental	Fall/spring/summer	0.05 - 999.99	\$25.00	\$25.00	0.00%
Col of Liberal Arts	Art - Key Deposit	Fall/spring/summer	0.05 - 999.99	\$10.00	\$10.00	0.00%
Col of Liberal Arts	Key Deposit - English	Fall/spring/summer	0.05 - 999.99	\$40.00	\$40.00	0.00%
Col of Liberal Arts	ACTFL Exam (range)	Fall/spring/summer	0.05 - 999.99	New	\$25.00 - \$150.00	New
Col of Liberal Arts	Individual Language Assessment (ILA)/ LPE Fee	Fall/spring/summer	0.05 - 999.99	\$30.00	\$30.00	0.00%
Col of Liberal Arts	Language Proficiency Exam - Screening	Fall/spring/summer	0.1 - 999.0	\$20.00	\$25.00	25.00%
Col of Liberal Arts	Skills Inventory Testing (range)	Fall/spring/summer	0.05 - 999.99	\$10.00 - \$15.00	\$10.00 - \$15.00	0.00%
Col of Liberal Arts	Art - Equipment Repair & Replacement (range)	Fall/spring/summer	0.05 - 999.99	\$10.00 - \$3,500.00	\$10.00 - \$3,500.00	0.00%
Col of Liberal Arts	Art - Late Equipment (range)	Fall/spring/summer	0.05 - 999.99	\$5.00 - \$25.00	\$5.00 - \$25.00	0.00%
Col of Liberal Arts	CLA - OIT Late Equipment (range)	Fall/spring/summer	0.05 - 999.99	\$5.00 - \$25.00	\$5.00 - \$25.00	0.00%
Col of Liberal Arts	Music - Late Return of Instrument	Fall/spring/summer	0.05 - 999.99	\$25.00	\$25.00	0.00%
Col of Liberal Arts	Music - Lost Ensemble Music (range)	Fall/spring/summer	0.05 - 999.99	\$25.00 - \$200.00	\$25.00 - \$200.00	0.00%

University of Minnesota 2013-2014 Tuition Plan: Miscellaneous Fees

Campus/College	Fee Name	Terms	Credit range	2013 Amount	2014 Amount	Percent Change
Col of Liberal Arts	Music - Lost Keycard	Fall/spring/summer	0.05 - 999.99	\$45.00	\$45.00	0.00%
Col of Liberal Arts	National Student Exchange Orientation	Fall/spring/summer	0.05 - 999.99	\$50.00	\$50.00	0.00%
Col of Liberal Arts	Marching Band - Spat Camp	Summer	0.05 - 999.99	\$80.00	\$80.00	0.00%
Col of Liberal Arts	Music - Choir Dresses Fee	Fall/spring/summer	0.05 - 999.99	\$56.00	\$56.00	0.00%
Col of Liberal Arts	National Student Exchange Program	Fall/spring/summer	0.05 - 999.99	\$225.00	\$225.00	0.00%
Col of Liberal Arts	HECUA - Administrative Fee	Fall/spring/summer	0.05 - 999.99	\$225.00	\$225.00	0.00%
Col of Liberal Arts	Meet & Eat with Employers	Fall/spring	0.05 - 999.99	\$15.00	\$15.00	0.00%
Col of Liberal Arts	Music - Ferguson Hall Lobby Rental	Fall/spring/summer	0.05 - 999.99	\$35.00	\$35.00	0.00%
Col of Liberal Arts	Music - Instrument Rental	Fall/spring/summer	0.05 - 999.99	\$35.00	\$35.00	0.00%
Col of Liberal Arts	Music - Performance duplication	Fall/spring/summer	0.05 - 999.99	\$12.00	\$12.00	0.00%
Col of Liberal Arts	Music - Piano/Harpsichord Tuning	Fall/spring/summer	0.05 - 999.99	\$125.00	\$125.00	0.00%
Col of Liberal Arts	Music - Recital - AV Staffing	Fall/spring/summer	0.05 - 999.99	\$60.00	\$60.00	0.00%
Col of Liberal Arts	Music - Recording Session - AV Staffing (range)	Fall/spring/summer	0.05 - 999.99	\$35.00 - \$140.00	\$35.00 - \$140.00	0.00%
Col of Liberal Arts	Music - Supplemental Staffing Cancellation	Fall/spring/summer	0.05 - 999.99	\$100.00	\$100.00	0.00%
Col of Liberal Arts	Music - Ultan Recital Hall Rental	Fall/spring/summer	0.05 - 999.99	\$35.00	\$35.00	0.00%
Col of Liberal Arts	Recommendation Packet Service Fee - HECUA	Fall/spring/summer	0.05 - 999.99	\$5.00	\$5.00	0.00%
Col of Liberal Arts	Credit by Exam (per credit)	Fall/spring/summer	0.05 - 999.99	\$50.00	\$50.00	0.00%
Col of Pharmacy	PharmD Application	Fall/spring/summer	0.05 - 999.99	\$75.00	\$75.00	0.00%
Col of Pharmacy	Confirmation Deposit Fee	Fall/spring/summer	0.05 - 999.99	\$500.00	\$500.00	0.00%
Col of Sci & Engineering	CE Deposit - Clicker	Fall/spring/summer	0.05 - 999.99	New	\$20.00	New
Col of Sci & Engineering	CE Locker Fee	Fall/spring/summer	0.05 - 999.99	\$15.00	\$20.00	33.33%
Col of Sci & Engineering	Confirmation Deposit - MOT	Fall/spring/summer	0.05 - 999.99	\$2,000.00	\$2,000.00	0.00%
Col of Sci & Engineering	Confirmation Deposit - MSST	Fall/spring/summer	0.05 - 999.99	\$500.00	\$500.00	0.00%
Col of Sci & Engineering	CE Lab Key Deposit	Fall/spring/summer	0.05 - 999.99	\$10.00	\$10.00	0.00%
Col of Sci & Engineering	CE Office Key Deposit	Fall/spring/summer	0.05 - 999.99	\$20.00	\$20.00	0.00%
Col of Sci & Engineering	Key Deposit - Chemical Engineering & Materials Science	Fall/spring/summer	0.05 - 999.99	\$20.00	\$20.00	0.00%
Col of Sci & Engineering	Key Deposit - CS&E	Fall/spring/summer	0.05 - 999.99	\$20.00	\$20.00	0.00%
Col of Sci & Engineering	Key Deposit - Mech Eng	Fall/spring/summer	0.05 - 999.99	\$15.00	\$15.00	0.00%
Col of Sci & Engineering	Key Deposit - Nanofabrication Center	Fall/spring/summer	0.05 - 999.99	\$10.00	\$10.00	0.00%
Col of Sci & Engineering	Background Check-MSST	Fall/spring/summer	0.05 - 999.99	\$50.00	\$50.00	0.00%
Col of Sci & Engineering	Credit by Exam (per credit)	Fall/spring/summer	0.05 - 999.99	\$50.00	\$50.00	0.00%
Col of Sci & Engineering	Late Capstone - MOT	Fall/spring/summer	0.05 - 999.99	\$500.00	\$500.00	0.00%
Col of Sci & Engineering	Program Fee - MOT (per credit)	Fall/spring	0.05 - 999.99	\$122.00	\$122.00	0.00%
Col of Sci & Engineering	Program Fee - MOT Year 1	Fall/spring	0.05 - 999.99	\$1,100.00	\$1,100.00	0.00%
Col of Sci & Engineering	Program Fee - MOT Year 2	Fall/spring	0.05 - 999.99	\$1,100.00	\$1,100.00	0.00%
Col of Sci & Engineering	MSSE Program Fee for F13 & S14	Fall/spring	0.05 - 999.99	\$1,450.00	\$1,450.00	0.00%
Col of Veterinary Med	Application Fee - DVM Program	Fall/spring/summer	0.05 - 999.99	\$80.00	\$85.00	6.25%
Col of Veterinary Med	Confirmation Fee - DVM Program	Fall/spring/summer	0.05 - 999.99	\$500.00	\$500.00	0.00%
Senior VP & Provost	Application Fee - TC Undergrad	Fall/spring	0.05 - 999.99	\$55.00	\$55.00	0.00%
Senior VP & Provost	Confirmation/Orientation Fee - TC Freshman	Fall/spring	0.05 - 999.99	\$250.00	\$250.00	0.00%
Senior VP & Provost	Confirmation/Orientation Fee - TC Transfer	Fall/spring	0.05 - 999.99	\$80.00	\$80.00	0.00%
Senior VP & Provost	Installment/Rebiling Fee	Fall/spring	0.05 - 999.99	\$35.00	\$35.00	0.00%
Senior VP & Provost	Late Payment Fee	Fall/spring/summer	0.05 - 999.99	\$30.00	\$30.00	0.00%
Senior VP & Provost	Returned Payment Fee (NSF)	Fall/spring/summer	0.05 - 999.99	\$20.00	\$20.00	0.00%
Senior VP & Provost	Stop Payment Fee	Fall/spring/summer	0.05 - 999.99	\$10.00	\$10.00	0.00%
Senior VP & Provost	Late Registration - Week 1	Fall/spring	0.05 - 999.99	\$50.00	\$50.00	0.00%
Senior VP & Provost	Late Registration - Week 1	Summer	0.05 - 999.99	\$25.00	\$25.00	0.00%
Senior VP & Provost	Late Registration - Week 2	Fall/spring	0.05 - 999.99	\$50.00	\$50.00	0.00%
Senior VP & Provost	Late Registration - Week 2	Summer	0.05 - 999.99	\$50.00	\$50.00	0.00%
Senior VP & Provost	Late Registration - Week 3	Fall/spring	0.05 - 999.99	\$100.00	\$100.00	0.00%
Senior VP & Provost	International Undergraduate Surcharge	Fall/spring	0.05 - 5.99	New	\$62.50	new
Senior VP & Provost	International Undergraduate Surcharge	Fall/spring	6.00 - 999.99	New	\$125.00	new
Senior VP & Provost	International Undergraduate Surcharge	Summer	0.05 - 2.99	New	\$31.25	new
Senior VP & Provost	International Undergraduate Surcharge	Summer	3.00 - 5.99	New	\$62.50	new
Senior VP & Provost	International Undergraduate Surcharge	Summer	6.00 - 999.99	New	\$125.00	new
Senior VP & Provost	Transcript Request - TC	Fall/spring/summer	0.05 - 999.99	\$12.00	\$15.00	25.00%
Senior VP & Provost	Transcript Request - TC Priority Intl	Fall/spring/summer	0.05 - 999.99	\$20.00	\$40.00	100.00%
Senior VP & Provost	Transcript Request - TC Priority Natl	Fall/spring/summer	0.05 - 999.99	\$15.00	\$30.00	100.00%

University of Minnesota 2013-2014 Tuition Plan: Miscellaneous Fees

Campus/College	Fee Name	Terms	Credit range	2013 Amount	2014 Amount	Percent Change
Global Prog & Strategy All	International Sponsored Student Fee	Fall/spring	0.05 - 999.99	\$300.00	\$300.00	0.00%
Global Prog & Strategy All	International Sponsored Student Fee	Summer	0.05 - 999.99	\$150.00	\$150.00	0.00%
Global Prog & Strategy All	International Student Administration	Fall/spring	0.05 - 999.99	\$145.00	\$145.00	0.00%
Global Prog & Strategy All	International Student Administration	Summer	0.05 - 999.99	\$70.00	\$70.00	0.00%
Global Prog & Strategy All	International Student Aid	Fall/spring	0.05 - 999.99	\$14.00	\$14.00	0.00%
Global Prog & Strategy All	International Student Aid	Summer	0.05 - 999.99	\$8.00	\$8.00	0.00%
Graduate School	Application Fee - GRAD - Re-Admission/Change of Status	Fall/spring/summer	0.05 - 999.99	\$75.00	\$75.00	0.00%
Graduate School	Application Fee - GRAD (domestic)	Fall/spring/summer	0.05 - 999.99	\$75.00	\$75.00	0.00%
Graduate School	Application Fee - GRAD (International)	Fall/spring/summer	0.05 - 999.99	\$95.00	\$95.00	0.00%
Health Sciences	Application Processing Fee - Occ Therapy/Clinical Lab Sci	Fall/spring/summer	0.05 - 999.99	\$30.00	\$30.00	0.00%
Health Sciences	Admission Confirmation Fee - Occupational Therapy Program	Fall/spring/summer	0.05 - 999.99	\$250.00	\$250.00	0.00%
Health Sciences	CSPH Hawaii Deposit (range)	Fall/spring	0.05 - 999.99	New	\$150.00 - \$500.00	New
Health Sciences	Entry Fee - Clinical Lab Sciences Program	Fall/spring/summer	0.05 - 999.99	\$24.00	\$24.00	0.00%
Health Sciences	The Clinical Laboratory Sciences Equipment Loss/Damage Fee (range)	Fall/spring/summer	0.05 - 999.99	New	\$50.00 - \$1,000.00	New
Humphrey Schl of Public Affr	International Fellow Orientation/First Year	Fall/spring/summer	0.05 - 999.99	\$1,000.00	\$1,000.00	0.00%
Law School	Locker Rental - Law	Fall/spring/summer	0.05 - 999.99	\$10.00	\$10.00	0.00%
Law School	Application - LAW	Fall/spring/summer	0.05 - 999.99	\$75.00	\$75.00	0.00%
Law School	Application - LLM - Law School	Fall/spring/summer	0.05 - 999.99	\$70.00	\$70.00	0.00%
Law School	Confirmation - LAW	Fall/spring/summer	0.05 - 999.99	\$750.00	\$750.00	0.00%
Law School	Transcript - Law	Fall/spring/summer	0.05 - 999.99	\$12.00	\$12.00	0.00%
Law School	Humphrey Fellow - LLM	Fall/spring/summer	0.05 - 999.99	\$4,500.00	\$4,500.00	0.00%
Medical School	Application Fee - MED (Duluth)	Fall/spring/summer	0.05 - 999.99	\$75.00	\$75.00	0.00%
Medical School	Application Fee - MED (Twin Cities)	Fall/spring/summer	0.05 - 999.99	\$75.00	\$75.00	0.00%
Medical School	Confirmation Fee - MED - Duluth	Fall/spring/summer	0.05 - 999.99	\$100.00	\$100.00	0.00%
Medical School	Confirmation Fee - MED - Mortuary Science	Fall/spring/summer	0.05 - 999.99	\$100.00	\$100.00	0.00%
Medical School	Confirmation Fee - MED - TC	Fall/spring/summer	0.05 - 999.99	\$100.00	\$100.00	0.00%
Schl of Dentistry	Summer Instrument Usage/Materials - Undergrad DT, Dental Therapy- YR1 & YR2	Summer	0.05 - 999.99	\$977.00	\$1,006.00	2.97%
Schl of Dentistry	Instrument Usage/Material - Dental Hygiene	Fall/spring	0.05 - 999.99	\$792.00	\$816.00	3.03%
Schl of Dentistry	Instrument Usage/Material - Dental Hygiene	Summer	0.05 - 999.99	\$475.00	\$490.00	3.16%
Schl of Dentistry	Instrument Usage/Material - Dental Therapy - Grad	Fall/spring	0.05 - 999.99	\$1,965.00	\$2,024.00	3.00%
Schl of Dentistry	Instrument Usage/Material - Dental Therapy - Grad	Summer	0.05 - 999.99	\$977.00	\$1,006.00	2.97%
Schl of Dentistry	Instrument Usage/Materials - DDS1,2,3,4,5,PASS 3,4, DT undergrad YR 2 & YR 3	Fall/spring	0.05 - 999.99	\$1,965.00	\$2,024.00	3.00%
Schl of Dentistry	Instrument Usage/Materials - Endo(Grad & Certificate)	Fall/spring/summer	0.05 - 999.99	\$1,306.00	\$1,345.00	2.99%
Schl of Dentistry	Instrument Usage/Materials - Lab Articulators DDS3-PASS	Fall/spring	0.05 - 999.99	\$962.00	\$790.00	-17.88%
Schl of Dentistry	Instrument Usage/Materials - Peds(Grad & Certificate)	Fall/spring/summer	0.05 - 999.99	\$789.00	\$813.00	3.04%
Schl of Dentistry	Instrument Usage/Materials - Perio(Grad & Certificate)	Fall/spring/summer	0.05 - 999.99	\$584.00	\$602.00	3.08%
Schl of Dentistry	Instrument Usage/Materials - Prosth(Grad & Certificate)	Fall/spring/summer	0.05 - 999.99	\$945.00	\$973.00	2.96%
Schl of Dentistry	Instrument Usage/Materials - TMJ(Grad & Certificate)	Fall/spring/summer	0.05 - 999.99	\$483.00	\$497.00	2.90%
Schl of Dentistry	Interactive Audio Tools	Fall/spring	0.05 - 999.99	\$32.00	\$32.00	0.00%
Schl of Dentistry	Overgarments - Oral Surgery (Grad and Certificate)	Fall/spring/summer	0.05 - 999.99	\$66.00	\$68.00	3.03%
Schl of Dentistry	Overgarments - Ortho (Grad and Certificate)	Fall/spring/summer	0.05 - 999.99	\$99.00	\$102.00	3.03%
Schl of Dentistry	Summer Instrument Usage/Materials - DDS,2,3,4,5,	Summer	0.05 - 999.99	\$977.00	\$1,006.00	2.97%
Schl of Dentistry	Application - DENT - DDS	Fall/spring/summer	0.05 - 999.99	\$75.00	\$85.00	13.33%
Schl of Dentistry	Application - DENT - Dental Therapy	Fall/spring/summer	0.05 - 999.99	\$75.00	\$75.00	0.00%
Schl of Dentistry	Application - DENT - Endodontics	Fall/spring/summer	0.05 - 999.99	\$58.00	\$58.00	0.00%

University of Minnesota 2013-2014 Tuition Plan: Miscellaneous Fees

Campus/College	Fee Name	Terms	Credit range	2013 Amount	2014 Amount	Percent Change
Schl of Dentistry	Application - DENT - Orthodontics (Domestic)	Fall/spring/summer	0.05 - 999.99	\$80.00	\$100.00	25.00%
Schl of Dentistry	Application - DENT - Orthodontics (International)	Fall/spring/summer	0.05 - 999.99	\$90.00	\$135.00	50.00%
Schl of Dentistry	Application - DENT - PASS	Fall/spring/summer	0.05 - 999.99	\$130.00	\$130.00	0.00%
Schl of Dentistry	Application - DENT - Periodontology (Domestic)	Fall/spring/summer	0.05 - 999.99	\$60.00	\$60.00	0.00%
Schl of Dentistry	Application - DENT - Periodontology (International)	Fall/spring/summer	0.05 - 999.99	\$65.00	\$65.00	0.00%
Schl of Dentistry	Application - DENT - Prosthodontics	Fall/spring/summer	0.05 - 999.99	\$63.00	\$63.00	0.00%
Schl of Dentistry	Confirmation Fee - DENT - DDS	Fall/spring/summer	0.05 - 999.99	\$1,000.00	\$1,000.00	0.00%
Schl of Dentistry	Confirmation Fee - DENT - Dental Hygiene	Fall/spring/summer	0.05 - 999.99	\$150.00	\$150.00	0.00%
Schl of Dentistry	Confirmation Fee - DENT - Dental Therapy	Fall/spring/summer	0.05 - 999.99	\$1,000.00	\$1,000.00	0.00%
Schl of Dentistry	Confirmation Fee - DENT - Endontic	Fall/spring/summer	0.05 - 999.99	\$1,000.00	\$1,000.00	0.00%
Schl of Dentistry	Confirmation Fee - DENT - PASS	Fall/spring/summer	0.05 - 999.99	\$24,744.00	\$35,712.00	44.33%
Schl of Dentistry	Transfer Evaluation - DENT - DDS	Fall/spring/summer	0.05 - 999.99	\$1,000.00	\$1,000.00	0.00%
Schl of Dentistry	Canadian Boards-DENT (DDS 4)	Fall/spring/summer	0.05 - 999.99	New	\$1,000.00	new
Schl of Dentistry	Residency Tranfer Fee-Dental Res (range)	Fall/spring/summer	0.05 - 999.99	New	\$2,800 - \$13,000	new
Schl of Nursing	Application Fee - NURSG	Fall/spring/summer	0.05 - 999.99	\$60.00	\$60.00	0.00%
Schl of Nursing	Confirmatin - NURSG - MN, PhD, DNP	Fall/spring/summer	0.05 - 999.99	\$500.00	\$500.00	0.00%
Schl of Nursing	Confirmation - NURSG - Baccalaureate	Fall/spring/summer	0.05 - 999.99	\$500.00	\$500.00	0.00%
Schl of Nursing	Nursing BSN Testing NCLEX-RN and module training	Fall/spring	0.05 - 999.99	\$75.00	\$75.00	0.00%
Schl of Nursing	Nursing MN Testing NCLEX-RN and module training	Fall/spring/summer	0.05 - 999.99	\$60.00	\$60.00	0.00%
Schl of Nursing	Lab, Simulation & Clinic	Fall/spring/summer	0.05 - 999.99	\$700.00	\$700.00	0.00%
Schl of Nursing	Nurse Anesthesia Program	Fall/spring/summer	0.05 - 999.99	\$457.00	\$457.00	0.00%
Schl of Public Health	SPH Admission Deposit	Fall/spring/summer	0.05 - 999.99	\$250.00	\$250.00	0.00%
Student Affairs	Career Assessments (range)	Fall/spring/summer	0.05 - 999.99	\$9.00 - \$39.00	\$9.00 - \$39.00	0.00%
Student Affairs	Dental Insurance - TC	Fall/spring	0.05 - 999.99	\$180.60	\$192.00	6.31%
Student Affairs	Dental Insurance - UMC	Fall/spring	0.05 - 999.99	\$180.60	\$192.00	6.31%
Student Affairs	Dental Insurance - UMD	Fall/spring	6.0 - 999.99	\$180.60	\$192.00	6.31%
Student Affairs	Dental Insurance - UMM	Fall/spring	0.05 - 999.99	\$180.60	\$192.00	6.31%
Student Affairs	Health Plan - TC	Fall/spring	6.0 - 999.99	\$950.00	\$999.00	5.16%
Student Affairs	Health Plan - TC	Summer	3.0 - 999.99	\$485.00	\$532.00	9.69%
Student Affairs	Health Plan - TC - AHC	Fall/spring	0.05 - 999.99	\$1,340.00	\$1,590.00	18.66%
Student Affairs	Health Plan - TC - AHC	Summer	0.05 - 999.99	\$683.00	\$846.00	23.87%
Student Affairs	Health Plan - TC - Dental Res/Fellow	Fall/spring	0.05 - 999.99	\$197.00	\$197.00	0.00%
Student Affairs	Health Plan - TC - Dental Res/Fellow	Summer	0.05 - 999.99	\$197.00	\$78.80	-60.00%
Student Affairs	Health Plan - TC - GA	Fall/spring	0.05 - 999.99	\$96.90	\$103.76	7.08%
Student Affairs	Health Plan - TC - Group Extended Coverage	Fall/spring/summer	0.05 - 5.99	\$117.07	\$118.01	0.80%
Student Affairs	Health Plan - TC -International Students	Fall/spring	0.05 - 999.99	\$950.00	\$999.00	5.16%
Student Affairs	Health Plan - TC -International Students	Summer	0.05 - 999.99	\$485.00	\$532.00	9.69%
Student Affairs	Health Plan - UMC	Fall/spring	6.0 - 999.99	\$950.00	\$999.00	5.16%
Student Affairs	Health Plan - UMC	Summer	3.0 - 999.99	\$485.00	\$532.00	9.69%
Student Affairs	Health Plan - UMC - International Students	Fall/spring	0.05 - 999.99	\$950.00	\$999.00	5.16%
Student Affairs	Health Plan - UMC - International Students	Summer	0.05 - 999.99	\$485.00	\$532.00	9.69%
Student Affairs	Health Plan - UMD	Fall/spring	6.0 - 999.99	\$950.00	\$999.00	5.16%
Student Affairs	Health Plan - UMD	Summer	3.0 - 999.99	\$485.00	\$532.00	9.69%
Student Affairs	Health Plan - UMD - AHC	Fall/spring	0.05 - 999.99	\$1,340.00	\$1,590.00	18.66%
Student Affairs	Health Plan - UMD - AHC	Summer	0.05 - 999.99	\$683.00	\$846.00	23.87%
Student Affairs	Health Plan - UMD - Graduate Assistant	Fall/spring/summer	0.05 - 999.99	\$96.90	\$103.76	7.08%
Student Affairs	Health Plan - UMD - International Students	Fall/spring	0.05 - 999.99	\$950.00	\$999.00	5.16%
Student Affairs	Health Plan - UMD - International Students	Summer	0.05 - 999.99	\$485.00	\$532.00	9.69%
Student Affairs	Health Plan - UMM	Fall/spring	6.0 - 999.99	\$930.00	\$999.00	7.42%
Student Affairs	Health Plan - UMM	Summer	3.0 - 999.99	\$474.00	\$532.00	12.24%
Student Affairs	Health Plan - UMM - International Students	Fall/spring	0.05 - 999.99	\$930.00	\$999.00	7.42%
Student Affairs	Health Plan - UMM - International Students	Summer	0.05 - 999.99	\$474.00	\$532.00	12.24%
Student Affairs	Long-Term Disability - TC	Fall/spring	0.05 - 999.99	\$41.50	\$41.50	0.00%
Student Affairs	Long-Term Disability - TC	Summer	0.05 - 999.99	\$41.50	\$41.50	0.00%
Student Affairs	Long-Term Disability - TC -DENT	Fall/spring	0.05 - 999.99	\$44.50	\$49.50	11.24%
Student Affairs	Long-Term Disability - TC -DENT	Summer	0.05 - 999.99	\$44.50	\$19.80	-55.51%
Student Affairs	Long-Term Disability - UMD - AHC	Fall/spring	0.05 - 999.99	\$39.78	\$41.50	4.32%

University of Minnesota 2013-2014 Tuition Plan: Academic Fees

Campus/College	Fee Name	Terms	Credit range	2013 Amount	2014 Amount	Percent Change
Crookston						
Crookston	Campus Fee - UMC - Technology Access	Fall/spring	0.05 - 999.99	\$250.00	\$250.00	0.00%
Crookston	Durable Goods - Computer/Notebook	Fall/spring	6.0 - 999.99	\$250.00	\$250.00	0.00%
Duluth						
Duluth	Collegiate Fee - UMD - CEHSP	Fall/spring	1.0 - 5.99	\$103.00	\$103.00	0.00%
Duluth	Collegiate Fee - UMD - CEHSP	Fall/spring	6.0 - 999.99	\$206.00	\$206.00	0.00%
Duluth	Collegiate Fee - UMD - CEHSP	Summer	1.0 - 2.99	\$51.50	\$51.50	0.00%
Duluth	Collegiate Fee - UMD - CEHSP	Summer	3.0 - 999.99	\$103.00	\$103.00	0.00%
Duluth	Collegiate Fee - UMD - CLA	Fall/spring	0.05 - 5.99	\$115.50	\$115.50	0.00%
Duluth	Collegiate Fee - UMD - CLA	Fall/spring	6.0 - 999.99	\$231.00	\$231.00	0.00%
Duluth	Collegiate Fee - UMD - CLA	Summer	1.0 - 2.99	\$57.75	\$57.75	0.00%
Duluth	Collegiate Fee - UMD - CLA	Summer	3.0 - 999.99	\$115.50	\$115.50	0.00%
Duluth	Collegiate Fee - UMD - LSBE	Fall/spring	1.0 - 5.99	\$90.50	\$90.50	0.00%
Duluth	Collegiate Fee - UMD - LSBE	Fall/spring	6.0 - 999.99	\$181.00	\$181.00	0.00%
Duluth	Collegiate Fee - UMD - LSBE	Summer	1.0 - 2.99	\$45.25	\$45.25	0.00%
Duluth	Collegiate Fee - UMD - LSBE	Summer	3.0 - 999.99	\$90.50	\$90.50	0.00%
Duluth	Collegiate Fee - UMD - SCSE	Fall/spring	1.0 - 5.99	\$115.50	\$115.50	0.00%
Duluth	Collegiate Fee - UMD - SCSE	Fall/spring	6.0 - 999.99	\$231.00	\$231.00	0.00%
Duluth	Collegiate Fee - UMD - SCSE	Summer	1.0 - 2.99	\$57.75	\$57.75	0.00%
Duluth	Collegiate Fee - UMD - SCSE	Summer	3.0 - 999.99	\$115.50	\$115.50	0.00%
Duluth	Collegiate Fee - UMD - SFA	Fall/spring	1.0 - 5.99	\$165.50	\$165.50	0.00%
Duluth	Collegiate Fee - UMD - SFA	Fall/spring	6.0 - 999.99	\$331.00	\$331.00	0.00%
Duluth	Collegiate Fee - UMD - SFA	Summer	1.0 - 2.99	\$82.75	\$82.75	0.00%
Duluth	Collegiate Fee - UMD - SFA	Summer	3.0 - 999.99	\$165.50	\$165.50	0.00%
Duluth	Collegiate Fee - UMD - UStu	Fall/spring	1.0 - 5.99	\$63.00	\$63.00	0.00%
Duluth	Collegiate Fee - UMD - UStu	Fall/spring	6.0 - 999.99	\$126.00	\$126.00	0.00%
Duluth	Collegiate Fee - UMD - UStu	Summer	1.0 - 2.99	\$31.50	\$31.50	0.00%
Duluth	Collegiate Fee - UMD - UStu	Summer	3.0 - 999.99	\$63.00	\$63.00	0.00%
Morris						
Morris	Campus Fee - UMM	Fall/spring	0.05 - 5.99	\$45.00	\$45.00	0.00%
Morris	Campus Fee - UMM	Fall/spring	6.0 - 999.99	\$90.00	\$90.00	0.00%
Morris	Campus Fee - UMM	Summer	0.05 - 999.99	\$45.00	\$45.00	0.00%
Rochester						
Rochester	Campus Fee - UMR	Fall/spring/summer	0.05 - 5.99	\$75.00	\$75.00	0.00%
Rochester	Campus Fee - UMR	Fall/spring/summer	6.0 - 999.99	\$150.00	\$150.00	0.00%
Rochester	Campus Fee for Duluth MBA Students at UMR	Fall/spring/summer	0.05 - 5.99	\$75.00	\$75.00	0.00%
Rochester	Campus Fee for Duluth MBA Students at UMR	Fall/spring/summer	6.0 - 999.99	\$150.00	\$150.00	0.00%
Rochester	Durable Goods - Laptop Program UMR	Fall/spring	0.05 - 5.99	\$75.00	\$75.00	0.00%
Rochester	Durable Goods - Laptop Program UMR	Fall/spring	6.0 - 999.99	\$375.00	\$350.00	-6.67%
Twin Cities						
Carlson Schl of Mgmt	CSOM Collegiate Fee	Fall/spring	0.05 - 8.99	\$290.00	\$290.00	0.00%
Carlson Schl of Mgmt	CSOM Collegiate Fee	Fall/spring	9.0 - 999.99	\$580.00	\$580.00	0.00%
Carlson Schl of Mgmt	CSOM Collegiate Fee	Summer	0.05 - 5.99	\$145.00	\$145.00	0.00%
Carlson Schl of Mgmt	CSOM Collegiate Fee	Summer	6.0 - 999.99	\$290.00	\$290.00	0.00%
Col of Biological Sci	Collegiate Fee - CBS	Fall/spring	3.0 - 5.99	\$115.00	\$115.00	0.00%
Col of Biological Sci	Collegiate Fee - CBS	Fall/spring	6.0 - 999.99	\$230.00	\$230.00	0.00%
Col of Biological Sci	Collegiate Fee - CBS	Summer	3.0 - 999.99	\$115.00	\$115.00	0.00%
Col of Continuing Ed	Collegiate Fee - CCE	Fall/spring	0.05 - 5.99	\$55.00	\$55.00	0.00%
Col of Continuing Ed	Collegiate Fee - CCE	Fall/spring	6.0 - 999.99	\$110.00	\$110.00	0.00%
Col of Continuing Ed	Collegiate Fee - CCE	Summer	0.05 - 5.99	\$27.50	\$27.50	0.00%
Col of Continuing Ed	Collegiate Fee - CCE	Summer	6.0 - 999.99	\$55.00	\$55.00	0.00%
Col of Design	Collegiate Fee - DESGN	Fall/spring	0.05 - 5.99	\$175.00	\$175.00	0.00%
Col of Design	Collegiate Fee - DESGN	Fall/spring	6.0 - 999.99	\$350.00	\$350.00	0.00%

University of Minnesota 2013-2014 Tuition Plan: Academic Fees

Campus/College	Fee Name	Terms	Credit range	2013 Amount	2014 Amount	Percent Change
Col of Design	Collegiate Fee - DESGN	Summer	0.05 - 5.99	\$87.50	\$87.50	0.00%
Col of Design	Collegiate Fee - DESGN	Summer	6.0 - 999.99	\$175.00	\$175.00	0.00%
Col of Ed & Human Devel	Collegiate Fee - CEHD	Fall/spring/summer	1.0 - 5.99	\$80.00	\$80.00	0.00%
Col of Ed & Human Devel	Collegiate Fee - CEHD	Fall/spring/summer	6.0 - 999.99	\$160.00	\$160.00	0.00%
Col of Ed & Human Devel	Durable Goods - School Psychology - Best Practices	Fall/spring	0.05 - 999.99	\$220.00	\$220.00	0.00%
Col of Food, Ag & Nat Rsrc Sci	Collegiate Fee - CFANS	Fall/spring	0.05 - 5.99	\$55.00	\$55.00	0.00%
Col of Food, Ag & Nat Rsrc Sci	Collegiate Fee - CFANS	Fall/spring	6.0 - 999.99	\$110.00	\$110.00	0.00%
Col of Food, Ag & Nat Rsrc Sci	Collegiate Fee - CFANS	Summer	0.05 - 2.99	\$27.50	\$27.50	0.00%
Col of Food, Ag & Nat Rsrc Sci	Collegiate Fee - CFANS	Summer	3.0 - 999.99	\$55.00	\$55.00	0.00%
Col of Liberal Arts	Collegiate Fee - CLA	Fall/spring/summer	0.05 - 5.99	\$77.50	\$77.50	0.00%
Col of Liberal Arts	Collegiate Fee - CLA	Fall/spring/summer	6.0 - 999.99	\$155.00	\$155.00	0.00%
Col of Pharmacy	Collegiate Fee - PHARM - Grad Prog Term Fee	Fall/spring	0.05 - 5.99	\$103.00	\$103.00	0.00%
Col of Pharmacy	Collegiate Fee - PHARM - Grad Prog Term Fee	Fall/spring	6.0 - 999.99	\$206.00	\$206.00	0.00%
Col of Pharmacy	Collegiate Fee - PHARM - Grad Prog Term Fee	Summer	0.05 - 5.99	\$51.50	\$51.50	0.00%
Col of Pharmacy	Collegiate Fee - PHARM - Grad Prog Term Fee	Summer	6.0 - 999.99	\$103.00	\$103.00	0.00%
Col of Pharmacy	Collegiate Fee - PHARM - PharmD - TC	Fall/spring	0.05 - 999.99	\$400.00	\$400.00	0.00%
Col of Pharmacy	Collegiate Fee - PHARM - PharmD - TC	Summer	0.05 - 999.99	\$200.00	\$200.00	0.00%
Col of Pharmacy	Collegiate Fee - PHARM - PharmD - UMD	Fall/spring	0.05 - 999.99	\$400.00	\$400.00	0.00%
Col of Pharmacy	Collegiate Fee - PHARM - PharmD - UMD	Summer	0.05 - 999.99	\$200.00	\$200.00	0.00%
Col of Sci & Engineering	Collegiate Fee - CSENG	Fall/spring	0.05 - 5.99	\$150.00	\$150.00	0.00%
Col of Sci & Engineering	Collegiate Fee - CSENG	Fall/spring	6.0 - 999.99	\$300.00	\$300.00	0.00%
Col of Sci & Engineering	Collegiate Fee - CSENG	Summer	0.05 - 2.99	\$75.00	\$75.00	0.00%
Col of Sci & Engineering	Collegiate Fee - CSENG	Summer	3.0 - 999.99	\$150.00	\$150.00	0.00%
Col of Veterinary Med	Collegiate Fee - VETMD	Fall/spring/summer	2.0 - 999.99	\$525.00	\$525.00	0.00%
Humphrey Schl of Public Affr	Collegiate Fee - HHH	Fall/spring	0.05 - 5.99	\$125.00	\$125.00	0.00%
Humphrey Schl of Public Affr	Collegiate Fee - HHH	Fall/spring	6.0 - 999.99	\$250.00	\$250.00	0.00%
Humphrey Schl of Public Affr	Collegiate Fee - HHH	Summer	0.05 - 2.99	\$37.50	\$37.50	0.00%
Humphrey Schl of Public Affr	Collegiate Fee - HHH	Summer	3.0 - 999.99	\$50.00	\$50.00	0.00%
Law School	Collegiate Fee - LAW	Fall/spring	0.05 - 999.99	\$475.00	\$475.00	0.00%
Law School	Collegiate Fee - LAW	Summer	0.05 - 999.99	\$180.00	\$180.00	0.00%
Medical School	Collegiate Fee - MED - Allied Health Program	Fall/spring	0.05 - 999.99	\$125.00	\$125.00	0.00%
Medical School	Collegiate Fee - MED - Duluth - Medical Students	Fall/spring	0.05 - 999.99	\$275.00	\$275.00	0.00%
Medical School	Collegiate Fee - MED - Mortuary Science Program	Fall/spring/summer	0.05 - 999.99	\$50.00	\$50.00	0.00%
Medical School	Collegiate Fee - MED - TC Medical Students	Fall/spring	0.05 - 999.99	\$275.00	\$275.00	0.00%
Schl of Dentistry	Collegiate Fee - DENT	Fall/spring/summer	0.05 - 999.99	\$205.00	\$205.00	0.00%
Schl of Dentistry	Durable Goods - CD-ROM -Dent Oral Anatomy Teeth	Fall/spring	0.05 - 999.99	\$16.00	\$16.00	0.00%
Schl of Dentistry	Durable Goods - Oper/Pros Typodont-PASS	Summer	0.05 - 999.99	\$229.00	\$229.00	0.00%
Schl of Nursing	Collegiate Fee - NURSG	Fall/spring/summer	0.05 - 999.99	\$175.00	\$175.00	0.00%
Schl of Public Health	Collegiate Fee - PUBHL	Fall/spring	0.05 - 5.99	\$110.00	\$110.00	0.00%
Schl of Public Health	Collegiate Fee - PUBHL	Fall/spring	6.0 - 999.99	\$145.00	\$145.00	0.00%
Schl of Public Health	Collegiate Fee - PUBHL	Summer	0.05 - 5.99	\$55.00	\$55.00	0.00%
Schl of Public Health	Collegiate Fee - PUBHL	Summer	6.0 - 999.99	\$75.00	\$75.00	0.00%

University of Minnesota 2013-2014 Student Services Fees

UNIVERSITY OF MINNESOTA

Office of the Senior Vice President
for Academic Affairs and Provost

234 Morrill Hall
100 Church Street S.E.
Minneapolis, MN 55455-0110

Office: 612-625-0051
Fax: 612-624-3814

May 24, 2013

To: President Eric Kaler
Richard Pfitzenreuter, Vice President and Chief Financial Officer

From: Karen Hanson, Senior Vice President for Academic Affairs and Provost



Re: Student Services Fees Recommendations for 2013-14

Attached are the 2013-2014 Student Services Fees recommendations for the University of Minnesota campuses. Each of the five campuses has its own autonomous review and recommendation process, and each is governed by a student-majority committee appointed by the student association on that campus. Each campus Student Services Fees committee then forwards its recommendations to the appropriate chancellor or vice provost, who in turn reviews and comments upon these recommendations and then submits them to my office.

I am forwarding these recommendations to you to forward to the Board of Regents as a section of the University budget for their review and action.

The recommendations for the mandatory 2013-2014 Student Services Fees for each campus are as follows:

Campus	2012-2013 Semester Fee	2013-2014 Semester Fee	Percentage Increase/Decrease
UMC	212.75	208.75	<1.8%>
UMD	296.27	311.45	6.3%
UMM	324.50	341.50	5.2%
UMR	168.00	168.00	0
UMTC	368.28	414.91	12.6%

The details of the Student Services Fees recommendations submitted by each campus are attached for your information. The student services fees recommendation for the University of Minnesota, Crookston has decreased, and the fee recommendation for the University of Minnesota, Rochester has remained flat, compared to last year's fee. The student services fees for the University of Minnesota, Duluth will increase by 6.3%, after very modest increases in recent years. (There was no increase in FY12 and a 0.9% increase in FY13). The student services fees for the University of Minnesota, Morris will increase by 5.2%, to cover an expanded regional fitness center and an increased health and wellness fee. The student services fees for the Twin Cities Campus will increase by 12.6%. The largest factor in this increase is the expansion of the new recreational sports facility and the operational costs associated with it. The TC Student Services Fee Committee also provided additional funding to support mental health resources on campus, and it supported programming efforts for Northrop, as the renovation is completed.

I want to take this opportunity to thank the Fee Committee members on each campus for their dedication and service on this very important and demanding project. There is a big responsibility, one affecting nearly all students at the University, and we appreciate the commitment of the committee members to recommending fair and equitable fees that will best serve our student body.

Attachments

**Attachment 9:
University of Minnesota 2013-2014 Student Services Fees**

2013-2014 Student Services Fees Recommendations

University of Minnesota - Crookston Campus

Mandatory Student Fees <i>assessed on all students registered for 6 or more credits</i>	FY 2012-13 Approved by Administration			FY 2013-14 Requested by Organization			FY 2013-14 Recommended by Fees Committee		FY 2013-14 Recommended by Administration	
	Organization Name	Semester Students	Income	Semester Fee	Semester Students	Income	Semester Fee	Income	Semester Fee	Income
Clubs and Organizations	2,000	\$16,000	\$8.00	2,075	\$16,600	\$8.00	\$16,600	\$8.00	\$16,600	\$8.00
Concerts and Lectures	2,000	\$10,000	\$5.00	2,075	\$10,375	\$5.00	\$10,375	\$5.00	\$10,375	\$5.00
Crookston Student Association (CSA)	2,000	\$12,000	\$6.00	2,075	\$12,450	\$6.00	\$12,450	\$6.00	\$12,450	\$6.00
Student Experience	2,000	\$3,000	\$1.50	2,075	\$3,113	\$1.50	\$3,113	\$1.50	\$3,113	\$1.50
Fitness Center	2,000	\$30,000	\$15.00	2,075	\$31,125	\$15.00	\$31,125	\$15.00	\$31,125	\$15.00
Health Service	2,000	\$64,000	\$32.00	2,075	\$66,400	\$32.00	\$66,400	\$32.00	\$66,400	\$32.00
Intercollegiate Athletics	2,000	\$140,000	\$70.00	2,075	\$145,250	\$70.00	\$143,175	\$69.00	\$143,175	\$69.00
Intramurals	2,000	\$14,000	\$7.00	2,075	\$14,525	\$7.00	\$12,450	\$6.00	\$12,450	\$6.00
NACTA	2,000	\$4,000	\$2.00	2,075	\$4,150	\$2.00	\$4,150	\$2.00	\$4,150	\$2.00
Publications	2,000	\$2,000	\$1.00	2,075	\$2,075	\$1.00	\$2,075	\$1.00	\$2,075	\$1.00
Student Activities (SPACE)	2,000	\$58,000	\$29.00	2,075	\$60,175	\$29.00	\$60,175	\$29.00	\$60,175	\$29.00
Student Center	2,000	\$18,000	\$9.00	2,075	\$18,675	\$9.00	\$18,675	\$9.00	\$18,675	\$9.00
Student Center Equipment Renewal	2,000	\$6,000	\$3.00	2,075	\$6,225	\$3.00	\$6,225	\$3.00	\$6,225	\$3.00
Student Legislative Coalition	2,000	\$0	\$0.00	2,075	\$0	\$0.00	\$0	\$0.00	\$0	\$0.00
Study Abroad	2,000	\$5,000	\$2.50	2,075	\$5,188	\$2.50	\$5,188	\$2.50	\$5,188	\$2.50
CSSD	2,000	\$8,000	\$4.00	2,075	\$8,300	\$4.00	\$8,300	\$4.00	\$8,300	\$4.00
Hockey Club	2,000	\$14,000	\$7.00	2,075	\$0	\$0.00	\$0	\$0.00	\$0	\$0.00
Recreation Center	2,000	\$20,000	\$10.00	2,075	\$31,125	\$15.00	\$31,125	\$15.00	\$31,125	\$15.00
Ag-Arama	2,000	\$1,500	\$0.75	2,075	\$1,556	\$0.75	\$1,556	\$0.75	\$1,556	\$0.75
Total Student Fees		\$425,500	\$212.75		\$437,306	\$ 210.75	\$433,156	\$208.75	\$433,156	\$208.75

**Attachment 9:
University of Minnesota 2013-2014 Student Services Fees**

FY14 STUDENT SERVICES FEES RECOMMENDATIONS
University of Minnesota - Duluth Campus

STUDENT FEE GROUPS	FY12 ALLOCATION		FY13 ALLOCATION		FY14 REQUEST 18,400 STUDENTS	FY14 ADJUSTED RECOMMENDATION	
	18,500 STUDENTS		19,000 STUDENTS			17,900 STUDENTS	
	ALLOCATION	FEE (rounded)	ALLOCATION	FEE (rounded)		ALLOCATION	FEE (rounded)
<i>(Administrative units are in italics)</i>							
ACCESS FOR ALL	7,000	0.38	4,000	0.21	4,000	2,864	0.16
ASIAN AMERICAN STUDENT ASSN	6,000	0.32	14,000	0.74	14,000	13,604	0.76
BLACK STUDENT ASSOCIATION	6,500	0.35	15,500	0.82	15,500	15,036	0.84
BULLDOG TAXI	30,000	1.62	36,000	1.89	36,000	35,084	1.96
CAMPUS CRUSADE FOR CHRIST	0	0	1,500	0.08	3,000	1,432	0.08
CFACT	6,000	0.32	0	0.00	25,400	5,907	0.33
CHINESE STUDENT and SCHOLAR ASSN	0	0.00	0	0.00	8,000	3,938	0.22
GREEK LIFE	0	0	2,000	0.11	3,000	1,969	0.11
<i>HEALTH SERVICES</i>	<i>1,324,250</i>	<i>71.58</i>	<i>1,352,250</i>	<i>71.17</i>	<i>1,420,000</i>	<i>1,344,469</i>	<i>75.11</i>
<i>HEALTH SERVICES CAPITAL IMPROVEMENT</i>	<i>60,000</i>	<i>3.24</i>	<i>60,000</i>	<i>3.16</i>	<i>150,000</i>	<i>97,197</i>	<i>5.43</i>
<i>INTERCOLLEGIATE ATHLETICS</i>	<i>788,000</i>	<i>42.59</i>	<i>823,000</i>	<i>43.32</i>	<i>856,000</i>	<i>816,240</i>	<i>45.60</i>
INTERNATIONAL CLUB	6,000	0.32	7,150	0.38	10,600	8,771	0.49
KIRBY PROGRAM BOARD	110,000	5.95	110,000	5.79	186,000	172,198	9.62
<i>KIRBY STUDENT CENTER</i>	<i>976,701</i>	<i>52.79</i>	<i>996,235</i>	<i>52.43</i>	<i>946,122</i>	<i>914,511</i>	<i>51.09</i>
<i>KIRBY CAPITAL IMPROVEMENT</i>	<i>393,885</i>	<i>21.29</i>	<i>433,241</i>	<i>22.80</i>	<i>476,565</i>	<i>389,146</i>	<i>21.74</i>
<i>KUMD</i>	<i>100,000</i>	<i>5.41</i>	<i>100,000</i>	<i>5.26</i>	<i>100,000</i>	<i>97,197</i>	<i>5.43</i>
LATINO CHICANO STUDENT ORG	6,000	0.32	14,000	0.74	14,000	13,604	0.76
LIBRARY COMMUNICATION and EVENTS TEAM	0	0.00	0	0.00	1,020	0	0.00
<i>MUSIC ORGANIZATIONS</i>	<i>55,000</i>	<i>2.97</i>	<i>55,000</i>	<i>2.89</i>	<i>60,000</i>	<i>56,027</i>	<i>3.13</i>
MPIRG	22,500	1.22	33,500	1.76	49,950	38,843	2.17
<i>OFFICE OF CIVIC ENGAGEMENT</i>	<i>0</i>	<i>0.00</i>	<i>0</i>	<i>0.00</i>	<i>44,647</i>	<i>21,480</i>	<i>1.20</i>
QUEER ALLIED STUDENT UNION	4,800	0.26	12,000	0.63	16,000	11,635	0.65
<i>REC SPORTS/OUTDOOR PROGRAM</i>	<i>987,870</i>	<i>53.40</i>	<i>1,050,000</i>	<i>55.26</i>	<i>1,094,375</i>	<i>1,053,594</i>	<i>58.86</i>
<i>RSOP CAPITAL IMPROVEMENT</i>	<i>191,100</i>	<i>10.33</i>	<i>210,665</i>	<i>11.09</i>	<i>210,665</i>	<i>204,955</i>	<i>11.45</i>
SERVE	3,000	0.16	4,000	0.21	5,700	4,833	0.27
STATESMAN	40,000	2.16	35,000	1.84	32,000	31,146	1.74
STUDENT ASSOCIATION	51,600	2.79	85,000	4.47	92,000	85,562	4.78
STUDENT LEGISLATIVE COALITION (SLC)	12,700	0.69	10,500	0.55	0	0	0.00
STUDENTS TODAY LEADERS FOREVER (STLF)	0	0	1,500	0.08	10,000	1,432	0.08
<i>THEATRE</i>	<i>47,500</i>	<i>2.57</i>	<i>50,000</i>	<i>2.63</i>	<i>60,000</i>	<i>51,015</i>	<i>2.85</i>
<i>TWEED MUSEUM</i>	<i>18,000</i>	<i>0.97</i>	<i>18,000</i>	<i>0.95</i>	<i>20,000</i>	<i>17,542</i>	<i>0.98</i>
WOMEN'S RESOURCE ACTION CENTER	4,000	0.22	10,000	0.53	10,000	9,666	0.54
SUBTOTAL ALLOCATIONS TO UNITS	5,258,406	284.24	5,544,041	291.79	5,974,544	5,520,897	308.43
Buydown from Capital Improvement Reserves						(75,000)	(4.19)
Buydown from SSF Reserves	(104,100)	(5.63)	(200,000)	(10.53)	(50,000)	(50,000)	(2.79)
SUBTOTAL STUDENT FEES	5,154,306	278.61	5,344,041	281.27	5,924,544	5,395,897	301.45
Capital Improvement Reserve	277,500	15.00	285,000	15.00	276,000	179,000	10.00
TOTAL STUDENT FEES	5,431,806	293.61	5,629,041	296.27	6,200,544	5,574,897	311.45

**Attachment 9:
University of Minnesota 2013-2014 Student Services Fees**

SUMMER 2014 STUDENT SERVICES FEES RECOMMENDATIONS
University of Minnesota - Duluth Campus

	SUMMER 2012	SUMMER 2013	SUMMER 2014
	APPROVED FEE	APPROVED FEE	CHANCELLOR'S RECOMMENDATION
KIRBY STUDENT CENTER	35.37	35.13	34.23
KSC CAPITAL IMPROVEMENT	14.27	15.28	14.57
KUMD	3.62	3.53	3.64
HEALTH SERVICES	35.97	35.76	37.74
HEALTH SERVICES CAPITAL IMP	1.62	1.58	2.72
REC SPTS/OUTDOOR PRG	35.78	37.02	39.43
RSOP CAPITAL IMPROVEMENT	6.92	7.43	7.67
 TOTAL FEE	 133.55	 135.73	 140.00

Attachment 9:
University of Minnesota 2013-2014 Student Services Fees

Morris Student Service Fees		
All fees are per student per semester		
	2012-2013 Actual	2013-2014 Recommended
Student Activities Fee	\$93.50	\$98.50
Student Center Fee*	\$39.00	\$39.00
*Student Center Fee Includes: Student Center Operation Fee of \$24.00 Student Center Reserve Fee of \$15.00		
Athletic Fee	\$35.00	\$35.00
Regional Fitness Center Fee* * Includes Reserve Fee of \$2.00	\$82.00	88.00
Health Service Fee/Health and Wellness Services Fee	\$75.00	\$81.00
Total	\$324.50	\$341.50

**Attachment 9:
University of Minnesota 2013-2014 Student Services Fees**

**University of Minnesota, Morris
Student Activity Fee Allocations 2013-2014**

	2013-2014 ALLOC.
University Services	
Intramurals and Recreation	\$13,110
Community Engagement	\$20,000
Office of Student Activities (OSA)	\$32,000
World Touch Cultural Heritage Week (WTCHW)	\$19,000
Campus Life Programs	
CAC Concerts Committee	\$22,000
CAC Convocations Committee	\$23,000
CAC Coordinating Board	\$4,000
CAC Films Committee	\$9,000
CAC Homecoming and Traditions (HAT)	\$5,250
CAC Performing Arts Committee (PAC)	\$29,000
University Recognized Organizations	
Asian Student Association (ASA)	\$6,000
Black Student Union (BSU)	\$8,000
Circle of Nations Indian Assoc. (CNIA)	\$20,000
Equality	\$3,600
International Student Association	\$6,500
KUMM	\$10,800
Morris Campus Student Association (MCSA)	\$6,050
Voices Unidas	\$3,000
The University Register (UR)	\$12,300
Women of Color Association (WOCA)	\$1,870
The Counterweight	\$6,500
Independent Student Groups	
Big Friend / Little Friend (BFLF)	\$3,200
Men's Rugby Team	\$11,700
Mock Trial / Pre-Law Society	\$7,250
Peer Health Educators (PHE)	\$1,000
French Club (Entre Nous)	\$3,500
American Chemical Society (ACS)	\$900
Minnesota, public Interest Research Group (MPIRG)	\$10,000
Women's Rugby	\$6,500
Assistance to Student Groups (ASG)	\$25,000
Total	\$330,030.00

**Attachment 9:
University of Minnesota 2013-2014 Student Services Fees**

University of Minnesota, Rochester
Student Service Fee Recommendations
2013 - 2014 Academic Year

Rochester Student Service Fees		
All fees are per student per semester		
(Fee per semester, degree seeking students enrolled in 6 or more credits)	2012-2013 Actual	2013-2014 Recommended
Mental & Physical Wellness	\$45.00	\$45.00
Fitness, Recreation, Sports	\$90.00	\$90.00
Academic Support	\$10.50	\$10.50
Student Activities/Rochester Student Assn.	\$20.00	\$20.00
Study Abroad/Learning Abroad	\$2.50	\$1.50
Diversity Programming	\$0.00	\$1.00
Total	\$168.00	\$168.00

**Attachment 9:
University of Minnesota 2013-2014 Student Services Fees**

**Twin Cities Campus - Student Service Fees Committee
Recommendations for 2013-14 Funding**

Fees Groups:	2012-13 Final Rec.		2013-14 Stu Fees Requested		2013-14 Stu Fees Initial Rec.		2013-14 Stu Fees Final Rec.	
	Revenue	Per Sem	Revenue	Per Sem	Revenue	Per Sem	Revenue	Per Sem
African Student Association (ASA)	\$ 15,412	\$ 0.20	\$ 19,230	\$ 0.25	\$ 18,760	\$ 0.24	\$ 18,930	\$ 0.24
All-Campus Elections Commissions	\$ 3,260	\$ 0.04	\$ 9,427	\$ 0.12	\$ 9,427	\$ 0.12	\$ 9,427	\$ 0.12
Al-Madinah Cultural Center	\$ 64,000	\$ 0.85	\$ 66,550	\$ 0.83	\$ 64,500	\$ 0.80	\$ 64,550	\$ 0.80
Alpine Ski Team	\$ -	\$ -	\$ 22,612	\$ 0.30	\$ 10,320	\$ 0.14	\$ 10,308	\$ 0.14
American Indian Cultural Center (AISCC)	\$ 24,800	\$ 0.33	\$ 33,727	\$ 0.45	\$ 21,100	\$ 0.28	\$ 23,250	\$ 0.31
American Institute of Aeronautics and Astronautics	\$ 2,656	\$ 0.04	\$ 6,161	\$ 0.08	\$ -	\$ -	\$ 5,136	\$ 0.07
American Medical Student Assn-Pre Med	\$ 33,790	\$ 0.44	\$ 58,545	\$ 0.76	\$ 25,036	\$ 0.32	\$ 25,911	\$ 0.33
American Society of Civil Engineers	\$ 9,000	\$ 0.12	\$ 6,325	\$ 0.08	\$ -	\$ -	\$ -	\$ -
Amnesty International	\$ 4,864	\$ 0.06	\$ 2,495	\$ 0.03	\$ -	\$ -	\$ 1,796	\$ 0.02
Asian American Student Union	\$ 79,325	\$ 1.05	\$ 85,700	\$ 1.13	\$ 65,250	\$ 0.86	\$ 63,250	\$ 0.83
Aurora Center	\$ 243,031	\$ 3.02	\$ 302,802	\$ 3.82	\$ 253,000	\$ 3.16	\$ 253,000	\$ 3.16
The Ayn Rand Study Group	\$ 12,100	\$ 0.16	\$ 32,700	\$ 0.42	\$ -	\$ -	\$ -	\$ -
Black Graduate & Professional Student Assoc.	\$ 8,672	\$ 0.11	\$ 13,503	\$ 0.18	\$ 11,865	\$ 0.16	\$ 8,865	\$ 0.12
Black Motivated Women	\$ 11,045	\$ 0.15	\$ 13,020	\$ 0.17	\$ 8,004	\$ 0.11	\$ 8,974	\$ 0.12
Black Student Union	\$ 55,080	\$ 0.69	\$ 65,310	\$ 0.86	\$ 42,782	\$ 0.56	\$ 47,497	\$ 0.63
Boynnton Health Service	\$ 8,450,776	\$ 117.92	\$ 8,517,713	\$ 118.01	\$ 8,517,713	\$ 118.01	\$ 8,517,713	\$ 118.01
Boynnton Mental Health Services			\$ 383,412	\$ 5.32	\$ 289,892	\$ 4.03	\$ 289,892	\$ 4.03
Boynnton Health Service - Gopher Chauffer	\$ 60,002	\$ 0.84	\$ 87,491	\$ 1.22	\$ 87,491	\$ 1.22	\$ 87,491	\$ 1.22
Bridges International	\$ 3,811	\$ 0.05	\$ -	\$ -	\$ -	\$ -	\$ -	\$ -
Campus Atheists, Skeptics and Humanists (CASH)	\$ 7,788	\$ 0.10	\$ 11,000	\$ 0.15	\$ 11,000	\$ 0.15	\$ 11,000	\$ 0.15
Campus Crusade for Christ (CRU)	\$ 25,962	\$ 0.34	\$ 23,934	\$ 0.32	\$ -	\$ -	\$ 7,076	\$ 0.09
Campus Outreach			\$ 11,638	\$ 0.15	\$ -	\$ -	\$ 1,285	\$ 0.02
Catholic College Student Group	\$ 6,954	\$ 0.09	\$ 11,145	\$ 0.15	\$ 2,980	\$ 0.04	\$ 2,980	\$ 0.04
Chabad at the U of M	\$ 12,425	\$ 0.16	\$ 54,178	\$ 0.71	\$ 31,748	\$ 0.41	\$ 40,661	\$ 0.53
Colleges Against Cancer	\$ -	\$ -	\$ 14,916	\$ 0.20	\$ 14,091	\$ 0.19	\$ 14,141	\$ 0.19
Collegians for a Constructive Tomorrow	\$ 85,483	\$ 0.91	\$ 157,598	\$ 2.03	\$ 117,722	\$ 1.50	\$ 117,722	\$ 1.50
Community Child Care Center	\$ 82,000	\$ 1.02	\$ 85,000	\$ 1.06	\$ 83,602	\$ 1.04	\$ 84,612	\$ 1.06
Como Early Learning Center	\$ 74,944	\$ 0.93	\$ 80,000	\$ 1.00	\$ 79,849	\$ 1.00	\$ 79,947	\$ 1.00
Compassionate Action for Animals			\$ 20,000	\$ 0.26	\$ 20,000	\$ 0.26	\$ 20,000	\$ 0.26
Dance Marathon			\$ 6,150	\$ 0.08	\$ 3,000	\$ 0.04	\$ 5,900	\$ 0.08
Disabled Student Cultural Center	\$ 20,318	\$ 0.26	\$ 28,779	\$ 0.38	\$ 28,754	\$ 0.38	\$ 28,754	\$ 0.38
Economics Student Organization	\$ -	\$ -	\$ 6,000	\$ 0.08	\$ 6,000	\$ 0.08	\$ 6,000	\$ 0.08
Engineers Without Borders	\$ 13,003	\$ 0.16	\$ 6,930	\$ 0.09	\$ 6,705	\$ 0.09	\$ 6,705	\$ 0.09
Ethiopian Student Association	\$ -	\$ -	\$ 8,620	\$ 0.11	\$ 4,330	\$ 0.06	\$ 4,330	\$ 0.06
Finlanders at the U of MN	\$ 660	\$ 0.01	\$ -	\$ -	\$ -	\$ -	\$ -	\$ -
Forensic Science Club			\$ 3,500	\$ 0.05	\$ 2,615	\$ 0.03	\$ 3,350	\$ 0.04
Fraternity Purchasing Association	\$ 11,367	\$ 0.15	\$ 10,000	\$ 0.13	\$ -	\$ -	\$ 10,000	\$ 0.13
GO FIRST	\$ 57,180	\$ 0.69	\$ 52,375	\$ 0.65	\$ 34,350	\$ 0.41	\$ 34,350	\$ 0.41
Habitat for Humanity	\$ 16,596	\$ 0.22	\$ 19,773	\$ 0.25	\$ 12,583	\$ 0.16	\$ 13,153	\$ 0.17
Hillel: the Jewish Student Center	\$ 41,000	\$ 0.54	\$ 37,950	\$ 0.50	\$ 30,592	\$ 0.40	\$ 27,425	\$ 0.36
Hmong Minnesota Student Association (HMSA)	\$ 19,200	\$ 0.24	\$ 27,315	\$ 0.36	\$ 24,665	\$ 0.33	\$ 24,665	\$ 0.33
Horticulture Club			\$ 12,373	\$ 0.16	\$ 7,239	\$ 0.10	\$ 7,239	\$ 0.10
Humphrey Students of Color	\$ 2,365	\$ 0.03	\$ -	\$ -	\$ -	\$ -	\$ -	\$ -
Impact Movement	\$ 4,410	\$ 0.06	\$ -	\$ -	\$ -	\$ -	\$ -	\$ -
Indian Student Association			\$ 7,278	\$ 0.10	\$ 6,628	\$ 0.09	\$ 6,628	\$ 0.09
Innovative Engineers			\$ 5,000	\$ 0.07	\$ 1,000	\$ 0.01	\$ 1,000	\$ 0.01
Interdisciplinary Perspectives on International Development	\$ 2,775	\$ 0.04	\$ 8,500	\$ 0.11	\$ 5,375	\$ 0.07	\$ 5,375	\$ 0.07
Interdisciplinary Transportation Student Organization	\$ 1,450	\$ 0.02	\$ -	\$ -	\$ -	\$ -	\$ -	\$ -
Intrafraternity Council	\$ 6,310	\$ 0.08	\$ -	\$ -	\$ -	\$ -	\$ -	\$ -
In the Mix	\$ 6,420	\$ 0.08	\$ -	\$ -	\$ -	\$ -	\$ -	\$ -
La Raza Student Cultural Center	\$ 39,700	\$ 0.50	\$ 45,000	\$ 0.58	\$ 25,190	\$ 0.32	\$ 28,910	\$ 0.37
Learning Abroad Center	\$ 114,882	\$ 1.43	\$ 119,568	\$ 1.50	\$ 119,568	\$ 1.50	\$ 119,568	\$ 1.50
Lutheran Student Movement	\$ 32,235	\$ 0.42	\$ 36,585	\$ 0.47	\$ 20,310	\$ 0.26	\$ 19,073	\$ 0.24
MN Daily	\$ 505,000	\$ 6.40	\$ 505,000	\$ 6.29	\$ 505,000	\$ 6.29	\$ 505,000	\$ 6.29
MN Daily Balance Reduction	\$ (250,000)	\$ (3.30)	\$ -	\$ -	\$ (70,000)	\$ (0.92)	\$ (70,000)	\$ (0.92)
MN International Student Association	\$ 85,600	\$ 1.13	\$ 86,622	\$ 1.14	\$ 75,951	\$ 1.00	\$ 66,223	\$ 0.87
MinnesoTap	\$ 15,425	\$ 0.20	\$ 15,225	\$ 0.20	\$ 10,350	\$ 0.13	\$ 10,050	\$ 0.13
MN Public Interest Research Group (MPIRG)	\$ 153,820	\$ 1.95	\$ 126,571	\$ 1.56	\$ 124,211	\$ 1.53	\$ 124,211	\$ 1.53
National Society of Black Engineers	\$ 5,325	\$ 0.07	\$ 9,307	\$ 0.12	\$ 3,212	\$ 0.04	\$ 6,247	\$ 0.08
Navigators at the University of Minnesota	\$ 3,150	\$ 0.04	\$ 6,000	\$ 0.08	\$ 5,700	\$ 0.08	\$ 5,700	\$ 0.08
Northrop Concerts and Lectures			\$ 500,000	\$ 6.60	\$ 156,600	\$ 2.07	\$ 150,600	\$ 1.99
Queer Student Cultural Center	\$ 48,450	\$ 0.64	\$ 64,414	\$ 0.85	\$ 50,606	\$ 0.67	\$ 50,606	\$ 0.67
Radio K-Operating	\$ 237,073	\$ 2.96	\$ 242,999	\$ 3.04	\$ 242,999	\$ 3.04	\$ 242,999	\$ 3.04
Radio K - Tower Light Replacement	\$ 10,000	\$ 0.13	\$ -	\$ -	\$ -	\$ -	\$ -	\$ -
Recreational Sports - Operational Fund	\$ 3,236,937	\$ 40.82	\$ 3,708,527	\$ 46.58	\$ 3,708,527	\$ 46.58	\$ 3,708,527	\$ 46.58
Recreational Sports-Facility Support Fee	\$ 2,653,409	\$ 33.20	\$ 4,972,030	\$ 63.70	\$ 4,922,030	\$ 63.04	\$ 4,922,030	\$ 63.04
Recreational Sports-Advancement Program	\$ 122,400	\$ 1.52	\$ 122,400	\$ 1.53	\$ 109,400	\$ 1.36	\$ 109,400	\$ 1.36
St. Pauls Outreach	\$ 55,674	\$ 0.67	\$ 89,828	\$ 1.15	\$ 43,340	\$ 0.53	\$ 53,628	\$ 0.67
SIAM Student Chapter			\$ 3,325	\$ 0.03	\$ 2,950	\$ 0.02	\$ 2,950	\$ 0.02
Society of Asian Scientists and Engineers			\$ 7,560	\$ 0.10	\$ 2,940	\$ 0.04	\$ 2,940	\$ 0.04
Society of Automotive Engineers, University of MN	\$ 18,625	\$ 0.25	\$ 19,890	\$ 0.26	\$ 18,090	\$ 0.24	\$ 18,090	\$ 0.24

**Attachment 9:
University of Minnesota 2013-2014 Student Services Fees**

Twin Cities Campus, Continued

Fees Groups:	2012-13 Final Rec.		2013-14 Stu Fees Requested		2013-14 Stu Fees Initial Rec.		2013-14 Stu Fees Final Rec.	
	Revenue	Per Sem	Revenue	Per Sem	Revenue	Per Sem	Revenue	Per Sem
Solar Vehicle Project	\$ 12,100	\$ 0.15	\$ 98,470	\$ 1.30	\$ 44,040	\$ 0.58	\$ 44,040	\$ 0.58
Somali Student Association	\$ 27,590	\$ 0.36	\$ 37,220	\$ 0.49	\$ 22,969	\$ 0.30	\$ 25,556	\$ 0.34
Student Conflict Resolution Center	\$ 258,515	\$ 3.22	\$ 268,959	\$ 3.36	\$ 258,515	\$ 3.23	\$ 258,515	\$ 3.23
Student Fee Administration	\$ 93,538	\$ 1.17	\$ 157,000	\$ 2.00	\$ 157,000	\$ 2.00	\$ 157,000	\$ 2.00
Students Against Hunger	\$ 2,200	\$ 0.03	\$ 4,110	\$ 0.05	\$ 3,760	\$ 0.05	\$ 3,760	\$ 0.05
Students for a Conservative Voice	\$ 83,560	\$ 0.99	\$ 120,419	\$ 1.53	\$ 76,693	\$ 0.95	\$ 77,106	\$ 0.96
Students for a Democratic Society			\$ 3,875	\$ 0.05	\$ 3,295	\$ 0.04	\$ 3,295	\$ 0.04
Students for Design Activism	\$ 3,600	\$ 0.05	\$ 6,525	\$ 0.09	\$ 5,557	\$ 0.07	\$ 5,557	\$ 0.07
Students for Human Life	\$ -	\$ -	\$ 19,005	\$ 0.25	\$ 15,405	\$ 0.20	\$ 15,405	\$ 0.20
Student National Medical Association	\$ 8,365	\$ 0.10	\$ -	\$ -	\$ -	\$ -	\$ -	\$ -
Student Service Fees Event Grant	\$ 75,000	\$ 0.93	\$ 75,000	\$ 0.94	\$ 75,000	\$ 0.94	\$ 75,000	\$ 0.94
Student Unions & Activities - Operating	\$ 5,467,735	\$ 68.22	\$ 5,505,854	\$ 68.71	\$ 5,505,854	\$ 68.71	\$ 5,505,854	\$ 68.71
Student Unions & Activities - Bond Repayment	\$ 3,716,516	\$ 46.32	\$ 3,716,516	\$ 46.37	\$ 3,716,516	\$ 46.37	\$ 3,716,516	\$ 46.37
Student Unions & Activities - Capital, Depr, Maint.	\$ 724,207	\$ 9.03	\$ 1,000,000	\$ 12.68	\$ 724,207	\$ 9.03	\$ 724,207	\$ 9.03
Student Veterans Association	\$ 17,794	\$ 0.24	\$ 21,045	\$ 0.28	\$ 18,870	\$ 0.25	\$ 19,040	\$ 0.25
Teh Pwn Gaming			\$ 138,600	\$ 1.83	\$ 35,280	\$ 0.47	\$ 35,280	\$ 0.47
Tesla Works (Nikola Tesla PP)	\$ 44,336	\$ 0.59	\$ 22,080	\$ 0.29	\$ 18,100	\$ 0.24	\$ 18,100	\$ 0.24
UMN Gymnastics Club			\$ 5,000	\$ 0.07	\$ 4,500	\$ 0.06	\$ 4,500	\$ 0.06
United Nations Student Association-Model United Nations	\$ 11,800	\$ 0.16	\$ 13,745	\$ 0.18	\$ 12,245	\$ 0.16	\$ 12,245	\$ 0.16
University Forensic Speaking			\$ 51,342	\$ 0.68	\$ 5,247	\$ 0.07	\$ 5,247	\$ 0.07
University Student Legal Service	\$ 1,076,000	\$ 13.41	\$ 1,076,000	\$ 13.42	\$ 1,076,000	\$ 13.42	\$ 1,076,000	\$ 13.42
University Quidditch League	\$ 15,500	\$ 0.20	\$ 16,000	\$ 0.21	\$ 8,000	\$ 0.11	\$ 8,000	\$ 0.11
University YMCA	\$ 33,817	\$ 0.44	\$ 45,000	\$ 0.58	\$ 38,500	\$ 0.50	\$ 40,762	\$ 0.53
Viva Kiva			\$ 3,700	\$ 0.05	\$ -	\$ -	\$ -	\$ -
Voices Merging	\$ 22,744	\$ 0.29	\$ 21,930	\$ 0.28	\$ -	\$ -	\$ 18,210	\$ 0.23
The Wake Student Magazine	\$ 58,168	\$ 0.75	\$ 52,912	\$ 0.70	\$ 52,742	\$ 0.70	\$ 52,742	\$ 0.70
Weisman Art Collective			\$ 21,300	\$ 0.28	\$ 12,000	\$ 0.16	\$ 17,250	\$ 0.23
Wesley Foundation			\$ 93,060	\$ 1.23	\$ 16,360	\$ 0.22	\$ 31,360	\$ 0.41
Women's Student Activist Collective	\$ 29,400	\$ 0.39	\$ 31,476	\$ 0.42	\$ 16,302	\$ 0.22	\$ 22,089	\$ 0.29
Young Americans for Liberty			\$ 5,000	\$ 0.07	\$ 3,200	\$ 0.04	\$ 3,200	\$ 0.04
Total Student Fees	\$ 28,450,424	\$ 368.29	\$ 33,748,669	\$ 437.35	\$ 31,963,099	\$ 413.73	\$ 32,052,876	\$ 414.91
Special Assessment Groups:	2012-13 Final Rec.		2013-14 Stu Fees Requested		2013-14 Stu Fees Initial Rec.		2013-14 Stu Fees Final Rec.	
	Revenue	Per Sem	Revenue	Per Sem	Revenue	Per Sem	Revenue	Per Sem
Graduate & Professional Student Assembly	\$ 392,126	\$ 12.08	\$ 461,465	\$ 13.80	\$ 434,465	\$ 12.92	\$ 392,126	\$ 11.54
MN Student Association	\$ 159,663	\$ 2.90	\$ 186,376	\$ 3.38	\$ 182,406	\$ 3.31	\$ 181,556	\$ 3.29
Summer Cultural Programs	\$ 56,000	\$ 8.86	\$ 75,000	\$ 11.87	\$ -	\$ -	\$ -	\$ -
Total Special Assessments	\$ 607,789	\$ 23.84	\$ 722,841	\$ 29.04	\$ 616,871	\$ 16.23	\$ 573,682	\$ 14.83
<i>*Refuseable/refundable funding mechanism - those groups no longer in this category for FY10.</i>								
Total for All Groups	\$ 29,058,213	\$ 392.14	\$ 34,471,510	\$ 466.39	\$ 32,579,970	\$ 429.95	\$ 32,626,558	\$ 429.74

Footnotes:

1. The following Administrative units submit a two year request--this is the FY15 request and recommendations:

	Requested	Initial Recommendation	Final Recommendation
Aurora Center	\$ 309,443	\$ 278,000	\$ 278,000
Boynton Health Service	\$ 8,696,333	\$ 8,596,333	\$ 8,596,333
Boynton Mental Health Services	\$ 402,150	\$ 308,630	\$ 308,630
Boynton - Gopher Chauffer	\$ 88,870	\$ 88,870	\$ 88,870
Recreational Sports - Operational Fee	\$ 3,804,127	\$ 3,804,127	\$ 3,804,127
Recreational Sports - Facility Support Fee	\$ 5,382,030	\$ 5,172,030	\$ 5,172,030
Recreational Sports-Advancement Program	\$ 122,400	\$ -	\$ -
Student Unions and Activities - Operation Request	\$ 5,553,710	\$ 5,553,710	\$ 5,553,710
Student Unions and Activities - Bond Repayment Req	\$ 3,716,516	\$ 3,716,516	\$ 3,716,516
Student Unions and Activities-Capital, Depr, Maint	\$ 1,250,000	\$ 875,000	\$ 875,000
University Student Legal Services	\$ 1,076,000	\$ 1,076,000	\$ 1,076,000

2. The following Administrative units had budgets approved for FY14 during the two year process for Administrative Fee Units in FY13:

	Requested	Initial Recommendation	Final Recommendation
Learning Abroad Center	\$ 119,568	\$ 119,568	\$ 119,568
Radio K Operating	\$ 242,999	\$ 242,999	\$ 242,999
Student Conflict Resolution Center	\$ 268,959	\$ 258,515	\$ 258,515
Summer Cultural Programs	\$ 75,000	\$ 0	\$ 0

Attachment 10

**UNIVERSITY OF MINNESOTA
ANNUAL FORECAST
CONSOLIDATED STATEMENT OF NET ASSETS
2013-2014
(in thousands)**

	June 30 2013	June 30 2014
Assets		
Current assets		
Cash and cash equivalents	243,093	243,093
Short-term investments	52,265	52,265
Receivables, net	253,272	247,872
Inventories, net	24,546	25,134
Current portion of student loan receivables, net	8,837	8,953
Current portion of prepaid exp & deferred chgs	3,490	3,490
Other assets	221	221
Total current assets	585,725	581,028
Noncurrent assets		
Restricted cash and cash equivalents	175,939	175,939
Investments	1,725,935	1,764,629
Receivables, net	518	478
Student loan receivables, net	53,210	52,615
Prepaid expenses and deferred charges	3,970	3,982
Other assets	23	20
Capital assets, net	2,851,053	3,054,519
Total noncurrent assets	4,810,648	5,052,183
Total Assets	5,396,373	5,633,211
Liabilities		
Current liabilities		
Accounts Payable	142,389	144,355
Accrued liabilities and other	235,143	243,045
Unearned Income	59,289	58,765
Long-term debt - current portion	281,619	313,669
Total current liabilities	718,441	759,834
Noncurrent liabilities		
Accrued liabilities and other	152,665	157,275
Unearned income	343	237
Long-term debt	979,422	987,019
Total noncurrent liabilities	1,132,430	1,144,531
Total liabilities	1,850,871	1,904,365
Net Assets	3,545,503	3,728,846

Attachment 11

**UNIVERSITY OF MINNESOTA
ANNUAL FORECAST
STATEMENT OF REVENUES, EXPENSES AND CHANGES IN NET ASSETS
UNIVERSITY OF MINNESOTA
(in thousands)**

	June 30 2013	June 30 2014
Revenues		
Operating Revenues		
Student Tuition & Fees, net	716,404	721,994
Federal Appropriations	22,563	22,676
Federal Grants & Contracts	501,557	511,589
State & Other Gov't Grants	60,320	60,320
Nongovernmental Grants & Contracts	272,952	279,776
Student Loan Interest Income	1,999	2,038
Sales & Services of Educational Activities	120,817	123,837
Auxiliary Enterprises, net of Scholarship Allowances	356,767	367,470
Other	2,606	2,606
Total Operating Revenues	2,055,985	2,092,306
Expenses		
Education & General	2,535,068	2,570,065
Scholarships & Fellowships	52,581	52,854
Depreciation	172,561	181,915
Auxiliary Enterprises	233,238	241,402
Other Operating Expenses	40,767	13,067
Total Operating Expenses	3,034,216	3,059,303
Operating Income / (Loss)	(978,231)	(966,997)
Nonoperating Revenues (Expenses)		
State Appropriations	591,447	623,736
Grants	179,770	185,163
Gifts	155,454	163,747
Investment Income / (Loss)	52,208	52,593
Net inc / (dec) in the FMV of Investments	46,256	52,530
Interest on Capital Asset-Related Debt	(50,232)	(51,300)
Other Nonoperating Expenses, net	11,549	11,549
Net Nonoperating Revenues	986,452	1,038,017
Income Before Other Revenues	8,221	71,021
Capital Appropriations	60,000	60,000
Capital Grants & Gifts	46,157	47,542
Additions to Permanent Endowments	3,182	4,780
Total Other Revenues	109,339	112,322
Increase / (Decrease in Net Assets)	117,560	183,343
Net Assets at end of year	3,545,503	3,728,846

**Attachment 12
Fund Forecast - Centrally Distributed and Attributed Funds**

Updated Estimates with Actual Carryforward
F.Y. 2013

	O & M	Tuition	State Special	I C R	Central Reserves	Total	Support Unit Pools	Budgeted Allocations
U of M SUMMARY								
Resources								
Balance Forward - Systemwide	7,043,797	(1,714,886)	0	0	14,587,412	19,916,323	0	19,916,323
Annual Revenue:								
State Legislative Appropriations	483,881,000	0	85,870,000	0	0	569,751,000	0	569,751,000
Tuition and Fees	3,600,000	835,053,584	0	0	0	838,653,584	0	838,653,584
Indirect Cost Recovery	0	0	0	144,772,873	0	144,772,873	0	144,772,873
Investment Income (net)	0	0	0	0	13,766,625	13,766,625	0	13,766,625
Enterprise Assessment	12,000,000	0	0	0	0	12,000,000	0	12,000,000
Other	0	0	0	0	100,000	100,000	489,125,890	489,225,890
Subtotal - Annual Revenue	499,481,000	835,053,584	85,870,000	144,772,873	13,866,625	1,579,044,082	489,125,890	2,068,169,972
Net Interfund Transfers	10,964,520	0	0	0	(9,300,000)	1,664,520	0	1,664,520
Total Resources Available	517,489,317	833,338,698	85,870,000	144,772,873	19,154,037	1,600,624,925	489,125,890	2,089,750,815
Allocations								
Board of Regents	0	0	0	0	72,000	72,000	854,464	926,464
President's Office	399,919	0	0	0	50,000	449,919	5,947,192	6,397,111
Athletics	7,011,066	0	0	0	0	7,011,066	0	7,011,066
University Relations	0	0	0	0	0	0	6,511,730	6,511,730
General Counsel	0	0	0	0	0	0	5,181,659	5,181,659
Audits	0	0	0	0	0	0	2,077,556	2,077,556
Chief Financial Officer	0	0	0	0	0	0	21,227,527	21,227,527
University Services	283,508	0	0	0	0	283,508	165,054,138	165,337,646
Debt Service	9,848,085	0	0	0	0	9,848,085	31,876,117	41,724,202
Senior VP/Provost Academic Affairs	230,510,180	543,335,803	43,648,489	54,662,592	0	872,157,064	140,749,998	1,012,907,062
Senior VP/System Academic Adm	1,839,951	0	985,497	270,047	0	3,095,495	7,170,228	10,265,723
Senior VP Health Sciences	161,268,898	135,975,535	30,138,385	82,276,740	0	409,659,558	10,756,968	420,416,526
Human Resources	0	0	0	5,450	0	5,450	8,364,737	8,370,187
Information Technology	0	0	0	0	0	0	62,849,338	62,849,338
Scholarly & Cultural Affairs	0	0	0	0	0	0	514,297	514,297
Research	10,671,500	0	703,683	4,650,000	0	16,025,183	15,866,941	31,892,124
Duluth	28,238,297	114,525,369	2,452,946	2,602,832	250,000	148,069,444	0	148,069,444
Morris	18,755,613	17,547,729	0	146,446	0	36,449,788	0	36,449,788
Crookston	8,541,207	16,556,978	0	140,716	0	25,238,901	0	25,238,901
Rochester	6,978,190	5,397,284	450,000	18,050	0	12,843,524	0	12,843,524
Contingencies and Reserves	0	0	0	0	1,000,000	1,000,000	0	1,000,000
Special Allocations	32,421,230	0	7,491,000	0	0	39,912,230	4,123,000	44,035,230
Subtotal - Allocations	516,767,644	833,338,698	85,870,000	144,772,873	1,372,000	1,582,121,215	489,125,890	2,071,247,105
Total Allocations	516,767,644	833,338,698	85,870,000	144,772,873	1,372,000	1,582,121,215	489,125,890	2,071,247,105
Change in allocations/Transfers								
Ending Balance	721,673	0	0	0	17,782,037	18,503,710	0	18,503,710
Required Reserve					22,790,040			

**Attachment 12
Fund Forecast - Centrally Distributed and Attributed Funds**

Updated Estimates with Actual Carryforward
F.Y. 2013

	O & M	Tuition	State Special	ICR	Reserves	Total	Support Unit Pools	Budgeted Allocations
ANNUAL RESOURCES								
State Legislative Appropriations								
General Appropriation	483,881,000	0	0	0	0	483,881,000	0	483,881,000
MinnesotaCare	0	0	2,157,000	0	0	2,157,000	0	2,157,000
Cigarette Tax	0	0	22,250,000	0	0	22,250,000	0	22,250,000
Miscellaneous Special	0	0	7,491,000	0	0	7,491,000	0	7,491,000
Agriculture Special	0	0	42,922,000	0	0	42,922,000	0	42,922,000
Health Sciences Special	0	0	4,854,000	0	0	4,854,000	0	4,854,000
Technology Special	0	0	1,140,000	0	0	1,140,000	0	1,140,000
System Special	0	0	5,056,000	0	0	5,056,000	0	5,056,000
Subtotal - State Appropriations	483,881,000	0	85,870,000	0	0	569,751,000	0	569,751,000
Tuition and U Fee								
Tuition/U Fee - Twin Cities	0	679,311,338	0	0	0	679,311,338	0	679,311,338
Tuition/U Fee - Duluth	0	114,525,369	0	0	0	114,525,369	0	114,525,369
Tuition/U Fee - Morris	0	17,547,729	0	0	0	17,547,729	0	17,547,729
Tuition/U Fee - Rochester	0	5,397,284	0	0	0	5,397,284	0	5,397,284
Tuition/U Fee - Crookston	0	16,556,978	0	0	0	16,556,978	0	16,556,978
Subtotal - Tuition/U Fee	0	833,338,698	0	0	0	833,338,698	0	833,338,698
Tuition Adjustment	0	1,714,886	0	0	0	1,714,886	0	1,714,886
Application/Bursar Fees	3,600,000	0	0	0	0	3,600,000	0	3,600,000
Subtotal - Tuition and Fees	3,600,000	1,714,886	0	0	0	5,314,886	0	5,314,886
Indirect Cost Recovery								
Subtotal - Tuition and Fees	0	0	0	144,772,873	0	144,772,873	0	144,772,873
Investment Income (net)								
Gross Investment Income	0	0	0	0	15,657,500	15,657,500	0	15,657,500
Capital Gains/Loss	0	0	0	0	640,000	640,000	0	640,000
Fees & Operating Deduction	0	0	0	0	(1,830,875)	(1,830,875)	0	(1,830,875)
Inv. Income - To Participants	0	0	0	0	(700,000)	(700,000)	0	(700,000)
Subtotal - Investment Income (net)	0	0	0	0	13,766,625	13,766,625	0	13,766,625
Other								
Internal Cost Pool Receipts	0	0	0	0	0	0	489,125,890	489,125,890
Enterprise Assessment	12,000,000	0	0	0	0	12,000,000	0	12,000,000
Other Income	0	0	0	0	100,000	100,000	0	100,000
Subtotal - Other	12,000,000	0	0	0	100,000	12,100,000	489,125,890	501,225,890
Annual Revenue	499,481,000	835,053,584	85,870,000	144,772,873	13,866,625	1,579,044,082	489,125,890	2,068,169,972
Net Interfund Transfers								
Into O&M from Aid Surplus	1,664,520	0	0	0	0	1,664,520	0	1,664,520
Into O&M from ICR	0	0	0	0	0	0	0	0
Into O&M from Central Reserves	8,575,000	0	0	0	(8,575,000)	0	0	0
Into O&M from Inv. Earnings	725,000	0	0	0	(725,000)	0	0	0
Subtotal - Net Transfers	10,964,520	0	0	0	(9,300,000)	1,664,520	0	1,664,520

Attachment 12
Fund Forecast - Centrally Distributed and Attributed Funds

Updated Estimates with Actual Carryforward
F.Y. 2013

	Central						Total	Support Unit Pools	Budgeted Allocations
	O & M	Tuition	State Special	I C R	Reserves				
ALLOCATIONS									
Board of Regents									
President's Office	399,919	0	0	0	50,000	449,919	5,947,192	6,397,111	
General Counsel	0	0	0	0	0	0	5,181,659	5,181,659	
Audits	0	0	0	0	0	0	2,077,556	2,077,556	
Chief Financial Officer									
Budget and Finance	0	0	0	0	0	0	10,403,312	10,403,312	
Controller	0	0	0	0	0	0	10,824,215	10,824,215	
Total - Chief Financial Officer	0	0	0	0	0	0	21,227,527	21,227,527	
University Services									
University Services - VP	0	0	0	0	0	0	5,944,764	5,944,764	
Facilities Management	0	0	0	0	0	0	142,059,573	142,059,573	
Capital Planning/Project Mgmt	0	0	0	0	0	0	1,370,814	1,370,814	
University Health & Safety	0	0	0	0	0	0	5,057,745	5,057,745	
Public Safety	0	0	0	0	0	0	9,787,918	9,787,918	
Auxiliary Services	283,508	0	0	0	0	283,508	833,324	1,116,832	
Total - University Services	283,508	0	0	0	0	283,508	165,054,138	165,337,646	
Debt Service									
Debt Service	9,848,085	0	0	0	0	9,848,085	31,876,117	41,724,202	
Human Resources									
Human Resources	0	0	0	5,450	0	5,450	8,364,737	8,370,187	
Information Technology									
Information Technology	0	0	0	0	0	0	62,849,338	62,849,338	
University Relations									
University Relations	0	0	0	0	0	0	6,511,730	6,511,730	
Scholarly & Cultural Affairs									
Scholarly & Cultural Affairs	0	0	0	0	0	0	514,297	514,297	
Sr. VP System Administration									
Sr. VP Sys Academic Admin	183,026	0	0	15,000	0	198,026	7,170,228	7,368,254	
Sr. VP Sys Academic Adm-Units.	1,656,925	0	985,497	255,047	0	2,897,469	0	2,897,469	
Total - Sr. Vice President	1,839,951	0	985,497	270,047	0	3,095,495	7,170,228	10,265,723	
Athletics									
Athletics	7,011,066	0	0	0	0	7,011,066	0	7,011,066	
Research									
Research	10,671,500	0	703,683	4,650,000	0	16,025,183	15,866,941	31,892,124	
Sr. VP Academic Affairs									
Sr. Vice President / Provost	11,938,458	0	0	76,814	0	12,015,272	7,941,517	19,956,789	
Undergraduate Education	2,262,550	857,455	0	0	0	3,120,005	64,182,003	67,302,008	
Equity & Diversity	1,625,500	0	0	147,000	0	1,772,500	10,330,849	12,103,349	
Global Prog Strategy Alliance	347,545	128,769	0	36,841	0	513,155	4,656,319	5,169,474	
Graduate School	0	522,029	0	0	0	522,029	12,695,431	13,217,460	
Student Affairs	2,274,611	0	0	35,981	0	2,310,592	3,861,382	6,171,974	
University Libraries	0	0	0	12,000	0	12,000	37,082,497	37,094,497	
Total - Sr. Vice President	18,448,664	1,508,253	0	308,636	0	20,265,553	140,749,998	161,015,551	

**Attachment 12
Fund Forecast - Centrally Distributed and Attributed Funds**

Updated Estimates with Actual Carryforward
F.Y. 2013

	O & M	Tuition	State Special	I C R	Central Reserves	Total	Support Unit Pools	Budgeted Allocations
Provost								
Education & Human Dev.	15,509,450	63,285,726	820,257	5,359,253	0	84,974,686	0	84,974,686
Carlson School of Management	4,463,179	68,995,293	681,526	148,499	0	74,288,497	0	74,288,497
Humphrey Inst. of Public Affairs	5,936,661	7,446,338	91,942	455,000	0	13,929,941	0	13,929,941
Law School	3,565,117	30,600,000	0	72,000	0	34,237,117	0	34,237,117
Design	7,813,432	17,822,820	284,044	162,970	0	26,083,266	0	26,083,266
Food, Ag., Nat. Res. Sciences	32,905,479	26,948,858	22,047,347	7,742,058	0	89,643,742	0	89,643,742
Ag Experiment Station	3,585,208	0	2,387,836	0	0	5,973,044	0	5,973,044
MN Extension Service	11,553,085	0	15,835,736	2,303,912	0	29,692,733	0	29,692,733
Continuing Education	5,428,290	14,907,212	0	3,295	0	20,338,797	0	20,338,797
Biological Sciences	20,979,400	21,228,544	359,801	5,800,000	0	48,367,745	0	48,367,745
Liberal Arts	44,978,723	176,576,743	0	3,216,727	0	224,772,193	0	224,772,193
Science & Engineering	55,343,492	114,016,016	1,140,000	29,090,242	0	199,589,750	0	199,589,750
Total - Provost	212,061,516	541,827,550	43,648,489	54,353,956	0	851,891,511	0	851,891,511
Academic Health Center								
Dentistry	13,951,287	19,200,000	244,000	1,900,000	0	35,295,287	0	35,295,287
Senior VP-Hlth Sciences	0	0	0	0	0	0	10,756,968	10,756,968
Academic Hlth Center - Shared	39,678,487	5,602,154	6,634,373	13,916,676	0	65,831,690	0	65,831,690
Medical School	73,608,460	43,499,946	17,670,644	45,456,162	0	180,235,212	0	180,235,212
Nursing	5,287,547	11,393,026	444,000	797,607	0	17,922,180	0	17,922,180
Pharmacy	4,447,735	21,034,598	1,444,000	3,332,632	0	30,258,965	0	30,258,965
Public Health	7,163,414	18,245,811	340,743	13,558,163	0	39,308,131	0	39,308,131
Veterinary Medicine	17,131,968	17,000,000	3,360,625	3,315,500	0	40,808,093	0	40,808,093
Total - Academic Health Center	161,268,898	135,975,535	30,138,385	82,276,740	0	409,659,558	10,756,968	420,416,526
Duluth	28,238,297	114,525,369	2,452,946	2,602,832	250,000	148,069,444	0	148,069,444
Morris	18,755,613	17,547,729	0	146,446	0	36,449,788	0	36,449,788
Crookston	8,541,207	16,556,978	0	140,716	0	25,238,901	0	25,238,901
Rochester	6,978,190	5,397,284	450,000	18,050	0	12,843,524	0	12,843,524
Contingencies and Reserves	0	0	0	0	1,000,000	1,000,000	0	1,000,000
Special Allocations (TINA)								
Unallocated Program Initiatives	16,563,834	0	0	0	0	16,563,834	0	16,563,834
MnDRIVE	0	0	0	0	0	0	0	0
Graduate Assistant Support	2,400,000	0	0	0	0	2,400,000	0	2,400,000
Enterprise Project	9,282,818	0	0	0	0	9,282,818	0	9,282,818
Extension Severance	60,000	0	0	0	0	60,000	0	60,000
Promise Scholarship	0	0	0	0	0	0	3,280,000	3,280,000
Interdisciplinary Pool	237,000	0	0	0	0	237,000	843,000	1,080,000
Utility Reserve	1,000,000	0	0	0	0	1,000,000	0	1,000,000
Holding Debt Balance	1,167,578	0	0	0	0	1,167,578	0	1,167,578
New Bldg Operations	1,710,000	0	0	0	0	1,710,000	0	1,710,000
Rochester/Mayo Appropriation	0	0	7,491,000	0	0	7,491,000	0	7,491,000
Total - Special Allocations	32,421,230	0	7,491,000	0	0	39,912,230	4,123,000	44,035,230
ALLOCATIONS	516,767,644	833,338,698	85,870,000	144,772,873	1,372,000	1,582,121,215	489,125,890	2,071,247,105

**Attachment 12
Fund Forecast - Centrally Distributed and Attributed Funds**

Approved Budget
F.Y. 2014

	O & M	Tuition	State Special	I C R	Central Reserves	Total	Support Unit Pools	Budgeted Allocations
U of M SUMMARY								
Resources								
Balance Forward - Systemwide	721,673	0	0	0	17,782,037	18,503,710	0	18,503,710
Annual Revenue:								
State Legislative Appropriations	515,211,000	0	85,995,000	0	0	601,206,000	0	601,206,000
Tuition and Fees	3,600,000	842,099,186	0	0	0	845,699,186	0	845,699,186
Indirect Cost Recovery	0	0	0	139,331,772	0	139,331,772	0	139,331,772
Investment Income (net)	0	0	0	0	13,199,625	13,199,625	0	13,199,625
Enterprise Assessment	17,750,000	0	0	0	0	17,750,000	0	17,750,000
Other	0	0	0	0	100,000	100,000	496,870,940	496,870,940
Subtotal - Annual Revenue	536,561,000	842,099,186	85,995,000	139,331,772	13,299,625	1,617,286,583	496,870,940	2,114,157,523
Net Interfund Transfers	9,300,000	0	0	0	(9,300,000)	0	0	0
Total Resources Available	546,582,673	842,099,186	85,995,000	139,331,772	21,781,662	1,635,790,293	496,870,940	2,132,661,233
Allocations								
Board of Regents	0	0	0	0	90,000	90,000	849,567	939,567
President's Office	399,919	0	0	0	50,000	449,919	6,000,458	6,450,377
Athletics	7,011,066	0	0	0	0	7,011,066	0	7,011,066
University Relations	3,420,000	0	0	0	0	3,420,000	6,336,615	9,756,615
General Counsel	0	0	0	0	0	0	5,200,531	5,200,531
Audits	0	0	0	0	0	0	2,060,068	2,060,068
Chief Financial Officer	0	0	0	0	0	0	24,009,520	24,009,520
University Services	223,030	0	0	0	0	223,030	168,385,457	168,608,487
Debt Service	10,151,225	0	0	0	0	10,151,225	31,024,101	41,175,326
Senior VP/Provost Academic Affairs	239,445,531	548,214,225	44,758,986	53,828,478	0	886,247,220	147,407,975	1,033,655,195
Senior VP/System Academic Adm	18,700	0	0	70,000	0	88,700	492,609	581,309
Senior VP/Health Sciences	157,424,428	139,391,087	30,138,385	77,375,945	0	404,329,845	11,603,182	415,933,027
Human Resources	0	0	0	0	0	0	7,331,074	7,331,074
Information Technology	0	0	0	0	0	0	64,016,407	64,016,407
Scholarly & Cultural Affairs	0	0	0	0	0	0	474,153	474,153
Research	15,479,553	0	703,683	5,175,000	0	21,358,236	17,556,223	38,914,459
Duluth	31,753,768	114,203,425	2,452,946	2,602,832	250,000	151,262,971	0	151,262,971
Morris	19,158,275	17,547,729	0	138,638	0	36,844,642	0	36,844,642
Crookston	8,926,479	16,556,978	0	140,716	0	25,624,173	0	25,624,173
Rochester	7,146,696	6,185,742	450,000	163	0	13,782,601	0	13,782,601
Contingencies and Reserves	0	0	0	0	1,000,000	1,000,000	0	1,000,000
Special Allocations	45,680,379	0	7,491,000	0	0	53,171,379	4,123,000	57,294,379
Subtotal - Allocations	546,239,049	842,099,186	85,995,000	139,331,772	1,390,000	1,615,055,007	496,870,940	2,111,925,947
Total Allocations	546,239,049	842,099,186	85,995,000	139,331,772	1,390,000	1,615,055,007	496,870,940	2,111,925,947
Change in allocations/Transfers								
Ending Balance	343,624	0	0	0	20,391,662	20,735,286	0	20,735,286
Required Reserve					24,048,240			

**Attachment 12
Fund Forecast - Centrally Distributed and Attributed Funds**

Approved Budget
F.Y. 2014

	O & M	Tuition	State Special	ICR	Reserves	Total	Support Unit Pools	Budgeted Allocations
ANNUAL RESOURCES								
State Legislative Appropriations								
General Appropriation	515,211,000	0	0	0	0	515,211,000	0	515,211,000
MinnesotaCare	0	0	2,157,000	0	0	2,157,000	0	2,157,000
Cigarette Tax	0	0	22,250,000	0	0	22,250,000	0	22,250,000
Miscellaneous Special	0	0	7,491,000	0	0	7,491,000	0	7,491,000
Agriculture Special	0	0	42,922,000	0	0	42,922,000	0	42,922,000
Health Sciences Special	0	0	4,854,000	0	0	4,854,000	0	4,854,000
Technology Special	0	0	1,140,000	0	0	1,140,000	0	1,140,000
System Special	0	0	5,181,000	0	0	5,181,000	0	5,181,000
Subtotal - State Appropriations	515,211,000	0	85,995,000	0	0	601,206,000	0	601,206,000
Tuition and U Fee								
Tuition/U Fee - Twin Cities	0	687,605,312	0	0	0	687,605,312	0	687,605,312
Tuition/U Fee - Duluth	0	114,203,425	0	0	0	114,203,425	0	114,203,425
Tuition/U Fee - Morris	0	17,547,729	0	0	0	17,547,729	0	17,547,729
Tuition/U Fee - Rochester	0	6,185,742	0	0	0	6,185,742	0	6,185,742
Tuition/U Fee - Crookston	0	16,556,978	0	0	0	16,556,978	0	16,556,978
Subtotal - Tuition/U Fee	0	842,099,186	0	0	0	842,099,186	0	842,099,186
Tuition Adjustment	0	0	0	0	0	0	0	0
Application/Bursar Fees	3,600,000	0	0	0	0	3,600,000	0	3,600,000
Subtotal - Tuition and Fees	3,600,000	0	0	0	0	3,600,000	0	3,600,000
Indirect Cost Recovery								
	0	0	0	139,331,772	0	139,331,772	0	139,331,772
Investment Income (net)								
Gross Investment Income	0	0	0	0	18,025,000	18,025,000	0	18,025,000
Capital Gains/Loss	0	0	0	0	(2,250,000)	(2,250,000)	0	(2,250,000)
Fees & Operating Deduction	0	0	0	0	(1,875,375)	(1,875,375)	0	(1,875,375)
Inv. Income - To Participants	0	0	0	0	(700,000)	(700,000)	0	(700,000)
Subtotal - Investment Income (net)	0	0	0	0	13,199,625	13,199,625	0	13,199,625
Other								
Internal Cost Pool Receipts	0	0	0	0	0	0	489,125,890	489,125,890
Enterprise Assessment	17,750,000	0	0	0	0	17,750,000	0	17,750,000
Other Income	0	0	0	0	100,000	100,000	0	100,000
Subtotal - Other	17,750,000	0	0	0	100,000	17,850,000	489,125,890	506,975,890
Annual Revenue	536,561,000	842,099,186	85,995,000	139,331,772	13,299,625	1,617,286,583	489,125,890	2,106,412,473
Net Interfund Transfers								
Into O&M from Aid Surplus	0	0	0	0	0	0	0	0
Into O&M from ICR	0	0	0	0	0	0	0	0
Into O&M from Central Reserves	8,575,000	0	0	0	(8,575,000)	0	0	0
Into O&M from Inv. Earnings	725,000	0	0	0	(725,000)	0	0	0
Subtotal - Net Transfers	9,300,000	0	0	0	(9,300,000)	0	0	0

**Attachment 12
Fund Forecast - Centrally Distributed and Attributed Funds**

Approved Budget
F.Y. 2014

	Approved Budget					Total	Support Unit Pools	Budgeted Allocations
	O & M	Tuition	State Special	I C R	Central Reserves			
ALLOCATIONS								
Board of Regents	0	0	0	0	90,000	90,000	849,567	939,567
President's Office	399,919	0	0	0	50,000	449,919	6,000,458	6,450,377
General Counsel	0	0	0	0	0	0	5,200,531	5,200,531
Audits	0	0	0	0	0	0	2,060,068	2,060,068
Chief Financial Officer								
Budget and Finance	0	0	0	0	0	0	12,497,956	12,497,956
Controller	0	0	0	0	0	0	11,511,564	11,511,564
Total - Chief Financial Officer	0	0	0	0	0	0	24,009,520	24,009,520
University Services								
University Services - VP	0	0	0	0	0	0	5,673,000	5,673,000
Facilities Management	0	0	0	0	0	0	144,769,688	144,769,688
Capital Planning/Project Mgmt	0	0	0	0	0	0	1,839,431	1,839,431
University Health & Safety	0	0	0	0	0	0	5,134,259	5,134,259
Public Safety	0	0	0	0	0	0	10,135,755	10,135,755
Auxiliary Services	223,030	0	0	0	0	223,030	833,324	1,056,354
Total - University Services	223,030	0	0	0	0	223,030	168,385,457	168,608,487
Debt Service	10,151,225	0	0	0	0	10,151,225	31,024,101	41,175,326
Human Resources	0	0	0	0	0	0	7,331,074	7,331,074
Information Technology	0	0	0	0	0	0	64,016,407	64,016,407
University Relations	3,420,000	0	0	0	0	3,420,000	6,336,615	9,756,615
Scholarly & Cultural Affairs	0	0	0	0	0	0	474,153	474,153
Sr. VP System Administration	18,700	0	0	70,000	0	88,700	492,609	581,309
Sr. VP Sys Academic Adm	0	0	0	0	0	0	0	0
Sr. VP Sys Academic Adm-Units.	0	0	0	0	0	0	0	0
Total - Sr. Vice President	18,700	0	0	70,000	0	88,700	492,609	581,309
Athletics	7,011,066	0	0	0	0	7,011,066	0	7,011,066
Research	15,479,553	0	703,683	5,175,000	0	21,358,236	17,556,223	38,914,459
Sr. VP Academic Affairs								
Sr. Vice President / Provost	8,940,379	0	985,497	5,450	0	9,931,326	11,066,408	20,997,734
Undergraduate Education	2,282,042	841,855	0	0	0	3,123,897	65,608,698	68,732,595
Equity & Diversity	1,120,500	0	0	0	0	1,120,500	10,949,020	12,069,520
Global Prog Strategy Alliance	366,245	132,632	0	40,525	0	539,402	4,693,291	5,232,693
Graduate School	0	537,607	0	0	0	537,607	13,425,873	13,963,480
Student Affairs	2,274,611	0	0	8,000	0	2,282,611	3,955,313	6,237,924
University Libraries	0	0	0	15,000	0	15,000	37,709,372	37,724,372
Total - Sr. Vice President	14,983,777	1,512,094	985,497	68,975	0	17,550,343	147,407,975	164,958,318

**Attachment 12
Fund Forecast - Centrally Distributed and Attributed Funds**

Approved Budget
F.Y. 2014

	O & M	Tuition	State Special	I C R	Central Reserves	Total	Support Unit Pools	Budgeted Allocations
Provost								
Education & Human Dev.	16,729,012	63,876,739	987,657	5,359,253	0	86,952,661	0	86,952,661
Carlson School of Management	5,090,743	72,506,876	806,526	148,499	0	78,552,644	0	78,552,644
Humphrey Inst. of Public Affairs	6,136,278	7,164,237	91,942	350,000	0	13,742,457	0	13,742,457
Law School	4,515,117	32,626,446	0	65,358	0	37,206,921	0	37,206,921
Design	7,714,133	18,116,507	451,444	150,196	0	26,432,280	0	26,432,280
Food, Ag., Nat. Res. Sciences	33,389,831	27,344,350	21,993,054	7,323,987	0	90,051,222	0	90,051,222
Ag Experiment Station	3,528,544	0	2,107,329	0	0	5,635,873	0	5,635,873
MN Extension Service	11,490,991	0	15,835,736	2,303,912	0	29,630,639	0	29,630,639
Continuing Education	5,919,456	13,566,370	0	500	0	19,486,326	0	19,486,326
Biological Sciences	22,019,546	21,458,768	359,801	5,485,751	0	49,323,866	0	49,323,866
Liberal Arts	51,385,119	173,802,108	0	2,900,000	0	228,087,227	0	228,087,227
Science & Engineering	56,542,984	116,239,730	1,140,000	29,672,047	0	203,594,761	0	203,594,761
Total - Provost	224,461,754	546,702,131	43,773,489	53,759,503	0	868,696,877	0	868,696,877
Academic Health Center								
Dentistry	13,931,993	19,680,000	244,000	1,900,000	0	35,755,993	0	35,755,993
Senior VP-Hlth Sciences	0	0	0	0	0	0	11,603,182	11,603,182
Academic Hlth Center - Shared	33,439,367	5,649,218	6,634,373	12,881,334	0	58,604,292	0	58,604,292
Medical School	75,867,009	44,584,674	17,670,644	43,693,694	0	181,816,021	0	181,816,021
Nursing	5,394,386	11,441,194	444,000	797,607	0	18,077,187	0	18,077,187
Pharmacy	4,404,553	21,601,390	1,444,000	3,332,632	0	30,782,575	0	30,782,575
Public Health	7,238,970	19,204,111	340,743	11,966,874	0	38,750,698	0	38,750,698
Veterinary Medicine	17,148,150	17,230,500	3,360,625	2,803,804	0	40,543,079	0	40,543,079
Total - Academic Health Center	157,424,428	139,391,087	30,138,385	77,375,945	0	404,329,845	11,603,182	415,933,027
Duluth	31,753,768	114,203,425	2,452,946	2,602,832	250,000	151,262,971	0	151,262,971
Morris	19,158,275	17,547,729	0	138,638	0	36,844,642	0	36,844,642
Crookston	8,926,479	16,556,978	0	140,716	0	25,624,173	0	25,624,173
Rochester	7,146,696	6,185,742	450,000	163	0	13,782,601	0	13,782,601
Contingencies and Reserves	0	0	0	0	1,000,000	1,000,000	0	1,000,000
Special Allocations (TINA)								
Unallocated Program Initiatives	7,686,196	0	0	0	0	7,686,196	0	7,686,196
MnDRIVE	17,775,000	0	0	0	0	17,775,000	0	17,775,000
Graduate Assistant Support	2,400,000	0	0	0	0	2,400,000	0	2,400,000
Enterprise Project	15,032,818	0	0	0	0	15,032,818	0	15,032,818
Extension Severance	60,000	0	0	0	0	60,000	0	60,000
Promise Scholarship	0	0	0	0	0	0	3,280,000	3,280,000
Interdisciplinary Pool	237,000	0	0	0	0	237,000	843,000	1,080,000
Utility Reserve	1,000,000	0	0	0	0	1,000,000	0	1,000,000
Holding Debt Balance	1,167,578	0	0	0	0	1,167,578	0	1,167,578
New Bldg Operations	321,787	0	0	0	0	321,787	0	321,787
Rochester/Mayo Appropriation	0	0	7,491,000	0	0	7,491,000	0	7,491,000
Total - Special Allocations	45,680,379	0	7,491,000	0	0	53,171,379	4,123,000	57,294,379
ALLOCATIONS	546,239,049	842,099,186	85,995,000	139,331,772	1,390,000	1,615,055,007	496,870,940	2,111,925,947

Attachment 13



REGENTS OF THE UNIVERSITY OF MINNESOTA RESOLUTION RELATED TO

THE FISCAL YEAR 2013-14 ANNUAL OPERATING BUDGET

WHEREAS, the University of Minnesota as the state's public, land grant university is charged with the responsibility to pursue knowledge and to help apply that knowledge through research and discovery, teaching and learning, and outreach and public service; and

WHEREAS, the State of Minnesota, through its legislative and executive branches, has appropriated \$576,799,000 in state general fund monies for fiscal year 2013-14 to the University of Minnesota, which is an increase of \$31.5 million compared to the prior year's funding level, for the pursuit of its mission and in support of our goals and objectives; and

WHEREAS, the University's biennial request to the State of Minnesota proposed to stabilize the resident undergraduate tuition rate at the 2012-13 level for both 2013-14 and 2014-15; and

WHEREAS, the University of Minnesota is committed to achieving standards of national and international excellence; and

WHEREAS, the future of the University is premised on partnerships within the University community of faculty, staff and students, with the State of Minnesota, other educational institutions, business and industry, University alumni, local communities, and the citizens of Minnesota;

NOW, THEREFORE, BE IT RESOLVED that the Board of Regents hereby approves the University of Minnesota Fiscal Year 2013-14 Annual Operating Budget as follows:

Minnesota resident undergraduate tuition rates will be stabilized at the 2012-13 level for both 2013-14 and 2014-15, consistent with the request by the State of Minnesota.

The Fiscal Year 2013-14 Annual Operating Budget approved by the Board of Regents includes the following attachments from the President's Recommended FY14 Operating Budget:

- Attachment 1 – Resource and Expenditure Budget Plan (University Fiscal Page)
- Attachment 4 - University of Minnesota 2013-14 Tuition Plan: Tuition Rates
- Attachment 6 - University of Minnesota 2013-14 Tuition Plan: Course Fees
- Attachment 7 - University of Minnesota 2013-14 Tuition Plan: Misc. Term Fees
- Attachment 8 - University of Minnesota 2013-14 Tuition Plan: Academic Fees
- Attachment 9 - Student Services Fees
- Attachment 12 - Fund Forecast - Centrally Distributed and Attributed Funds



UNIVERSITY OF MINNESOTA BOARD OF REGENTS

Board of Regents

June 14, 2013

Agenda Item: Progress Report on Enterprise Systems Management Program

review review/action action discussion

Presenters: Dean Robert Elde, College of Biological Sciences
Vice President Kathryn Brown
Vice President Richard Pfitzenreuter
Vice President R. Scott Studham
Vice Provost Robert McMaster

Purpose:

policy background/context oversight strategic positioning

To provide an overview of the Enterprise Systems Upgrade Program (ESUP) including governance, vision, and status.

Outline of Key Points/Policy Issues:

The University of Minnesota is upgrading its essential student service, human resources, and financial systems and is re-examining its related business processes to improve the user experience and increase operational efficiency and effectiveness. The upgrade is necessary to maintain regulatory compliance and software vendor support for the systems; perform mission-critical activities and day-to-day business functions; and position the University to leverage new and emerging technologies and devices. This foundational technology upgrade will enable enhancements and allow for the future installation of system-wide functionality.

Student system tracks course offerings, student financial information, and academic life. The University's system was delivered in the late 1990s on a PeopleSoft platform not originally developed for universities. The student upgrade is required to maintain federal regulatory and tax updates; federal SEVIS/Visa updates; and to receive and distribute financial aid. The student project will streamline business processes by leveraging existing functionality, eliminating numerous system modifications, reducing the risk in the home-grown self-registration system, and introduce a new model for ongoing updates and support -- all of which will reduce operating costs.

Human Resource Management System tracks employment records, benefits administration, and payroll processing. The University implemented PeopleSoft in 1998 and since then has applied only minimal technical upgrades. The upgrade is required to maintain tax and regulatory processes to ensure continuity of payroll practices. The HRMS project is an essential part of a new strategic vision for the University's Office of Human Resources. It will leverage new functionality to eliminate outmoded processes, improve data and reporting, and streamline operations and employee self-service functions, which will reduce customization and operating costs.

Finance system tracks and manages the University's annual budget. This upgrade project will maintain alignment and integration of the University's financial system (implemented four years ago) with the HRMS and Student systems as they upgrade their processes. This upgrade also will introduce specific new functionality to improve user experience and productivity.

ESUP also includes several enterprise-wide initiatives:

PeopleSoft Enterprise Portal – The Portal will be the new University-wide interface for faculty, staff and students to access systems. This portal will reshape how the entire University community engages with individualized and specific information.

Reporting and Data Management – This initiative will substantially improve data integrity and accessibility both within and outside the University's systems, enabling responsive and accurate reporting and improved data-informed decision-making.

Change Management, Communications, and Training – The successful integration of new business processes and related technologies into an organization does not happen automatically. Maximizing return on investment and achieving new levels of business performance is contingent upon organizational and individual engagement in the change. The goal for the Change Management, Communications, and Training work stream is to ensure the timely adoption of an effective enterprise system by an engaged University community.

Background Information:

The Resolution related to the Enterprise Systems Upgrade Program was presented to and acted on by the Finance and Operations Committee in July 2012.

The presentation “Enterprise Systems Upgrade Program: HRMS Vision, Preliminary Scope and Process,” was provided to the Faculty, Staff and Student Affairs Committee in October 2012.



**UNIVERSITY OF MINNESOTA
BOARD OF REGENTS**

Board of Regents

June 14, 2013

Agenda Item: Preliminary Results of Benchmarking Analysis

review review/action action discussion

Presenters: Vice President/CFO Richard Pfitzenreuter
Laura Yaeger, Huron Consulting Services LLC

Purpose:

policy background/context oversight strategic positioning

To review the results of the Administrative Services Benchmarking and Diagnostic Study performed by Huron Consulting Services LLC.

Outline of Key Points/Policy Issues:

The Administrative Services Benchmarking and Diagnostic Study at the University of Minnesota had three primary goals:

- Identify, determine the scale of, and prioritize opportunities for improvement in the four core administrative functional areas of finance, procurement, human resources and information technology.
- Describe primary factors such as technology, organizational structure, and service delivery approach which may currently impact performance in each area.
- Highlight peer and leading practices which may have applicability to the University.

To accomplish these goals, Huron relied on internal data supplied by the University, interviews and focus groups, custom surveys of peer institutions, external research, as well as Huron's deep expertise and experience working with other major research universities in these four functional areas. The study focused on both the central and distributed components of each of the functions across all campuses.

Background Information:

In response to concerns raised by Senator Thomas Bakk, DFL Majority Leader, and Senator Terri Bonoff, Chair, Senate Higher Education and Workforce Development Committee, regarding administrative costs at the University of Minnesota, the University contracted Huron Consulting Services LLC (Huron) to perform an Administrative Services Benchmarking and Diagnostic Study. The study focused on the efficiency and efficacy of four functional areas: finance, procurement, human resources, and information technology.

The final report from Huron is required to be submitted to the Legislature within 45 days after its receipt by the University.