

UNIVERSITY OF MINNESOTA

Financial Report

JUNE 30, 1971



MCA
F47
7-19-70/11

UNIVERSITY OF *Minnesota*

FINANCE, PLANNING AND OPERATIONS
301 MORRILL HALL • MINNEAPOLIS, MINNESOTA 55455

Office of the Vice President

Dr. Malcolm Moos
President
University of Minnesota


Dear Dr. Moos:

I am pleased to submit herewith the "Financial Report" of the University of Minnesota for the year ending June 30, 1971.

The records and accounts of the University from which this Report is made and with which it is reconciled are maintained in accordance with the general principles recommended in College and University Business Administration.

The accounts of the University are audited on a regular basis by the Public Examiner of the State of Minnesota whose report is transmitted to the Regents, the administration and to appropriate State officials.

Respectfully submitted,


James F. Brinkerhoff
Vice President
Finance, Planning and Operations

JFB:vma

THE BOARD OF REGENTS

	Date of First Appointment	Date Term Expires
Elmer L. Andersen, St. Paul	1967	1973
Lyman A. Brink, Hallock	1968	1973
Fred A. Cina, Aurora	1969	1975
Daniel C. Gainey, Owatonna	1939	1973
Albert V. Hartl, Fergus Falls	1965	1971
Marjorie J. Howard (Mrs. C. Edward), Excelsior ..	1953	1971
H. L. Huffington, M.D., Waterville	1967	1973
Fred J. Hughes, St. Cloud	1961	1975
Josie R. Johnson (Mrs. Charles W.), Bloomington	1971	1977 ¹
L. A. Malkerson, Minneapolis	1951	1977
George W. Rauenhorst, Olivia	1965	1977
Neil C. Sherburne, St. Paul	1969	1975
Loanne R. Thrane (Mrs. Ralph), Chanhassen ...	1971	1977 ¹
John A. Yngve, Minneapolis	1969	1975

OFFICERS OF THE BOARD

Malcolm Moos	President
Elmer L. Andersen	Chairman ²
L. A. Malkerson	Chairman
Neil C. Sherburne	Vice Chairman ²
Marjorie J. Howard	Vice Chairman
Donald K. Smith	Acting Secretary
Clinton T. Johnson	Treasurer
Sterling B. Garrison	Assistant Secretary

FINANCIAL ADMINISTRATION

Hale Champion	Vice President, Finance, Planning and Operations
Clinton T. Johnson	Assistant Vice President, Business Administration
Donald K. McInnes	Assistant Vice President for Physical Planning and Development
C. Luverne Carlson	Assistant Vice President for Support Services and Operations
Clifford S. Plank	Controller
Alfred H. Cheese	Chief Accountant
Ray F. Archer	Director of Insurance and Retirement
Frank Pieper	Director of Civil Service Personnel
Francis H. Hassing	Investment Counsel

¹ Appointed May 14, 1971

² Elected June 12, 1971

THE YEAR IN BRIEF

The University's primary mission has been and continues to be the education of the youth of the state. However, the technical expertise of the staff has also made the University a leader in the search for solutions to social problems. Pollution, poverty, growth of cities and loss of population in rural areas, racial conflict, public transportation and public health are problems which currently are affecting the quality of everyone's lives and the stability of our society.

The University continues to direct strong emphasis to these issues through curriculum offerings and public service leadership and thereby fulfills its responsibility and its responsiveness to all the people of the state. The Center for Urban and Regional Affairs has been established to conduct short-term experimental programs, covering all of the above problem areas, to probe and evaluate, discard unsuccessful ones, and help build successful ones into the appropriate part of the academic structure. In all of these activities, from the tutoring of children to research and development of resource management data systems, the emphasis is on teaching and learning through interaction of University faculty, students and people from the wider community—all concerned with the same problem.

One of the serious considerations in public health is the shortage of doctors in rural areas. A new two-year medical program is being created on the Duluth Campus and the emphasis will be on the initial training of the family practitioner. The Community University Health Care Center, which is located in the Minneapolis Model City area, is a multidiscipline program primarily for child care. In this facility, physicians, psychologists, social workers and senior medical students are working together to develop ideas and find the best combination for complete health care.

This report is prepared to show the financial aspects of the total University operation. Following the principles suggested by the American Council on Education in its publication, "College and University Business Administration," the Financial Report of the University of Minnesota is constructed to report concisely the various sources of funds for income and the various uses of funds for expenditures.

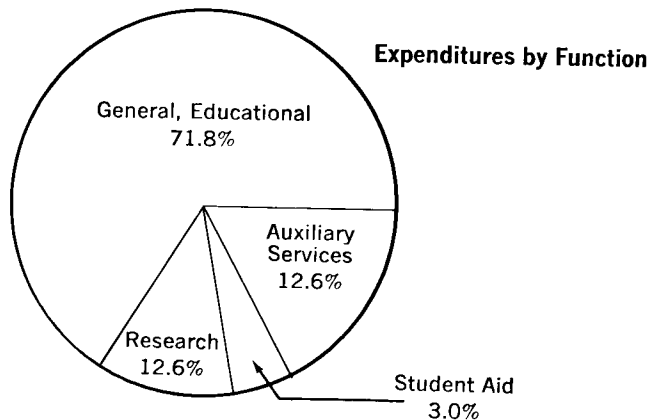
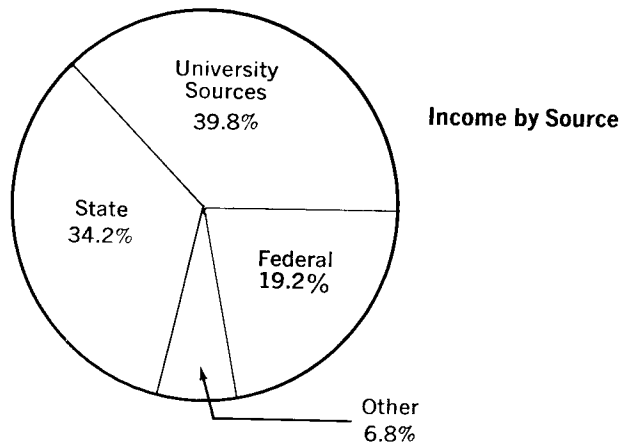
Pages VIII and IX of this report present a summary statement of these two factors and show, for instance, that the General Operations and Maintenance Fund, which provides for the day-to-day expenses for the instructional program, is derived from the State Appropriation (\$74,157,669), Student Fees (\$24,689,972) and Sales and Services (\$14,382,357). In a similar manner the Restricted Funds, which are dedicated funds because they are used only to support the activity where they are earned or restricted by the terms of a gift, grant or contract, are derived from Special State Appropriations (\$16,219,884), Student Fees—Crookston (\$170,766), Sales and Services (\$29,990,622), Federal Government (\$50,860,558) and Other (\$17,912,469). Auxiliary Services Funds are earned and spent by the

operation of dormitories, dining halls, bookstores and student health services. All of this information, relating to income, is shown on page VIII.

On page IX, which concerns expenditures, the breakdown is primarily by function, or how the income on page VIII was used. The total current expense of \$259,919,196 is divided into the same three main fund groups used for income. For instance, out of a total of \$74,192,835 for Instruction and Departmental Research, \$56,631,201 was provided by the General Operations and Maintenance Fund and \$17,561,634 was provided by the Restricted Funds.

The above two pages deal only with Current Funds which are the funds used in the daily operation. Other fund groups are Loan Funds, Endowment Funds, Agency Funds and Plant Funds. Of these, the Plant Funds are expendable for the remodeling, renovating or construction of facilities. In most cases, only the income from the Endowment Funds is expendable. If the terms of the Endowment allow expenditure of principal and such a decision is made, the funds are removed from the Endowment accounts and placed in an account for current purposes. The Loan Funds are not expended since they are used only for loans to students which are paid back. Agency Funds are funds held by the University for other groups such as student organizations but do not belong to the University.

The Financial Report presents the status of all of these groups as well as providing detailed information of some of the functions.

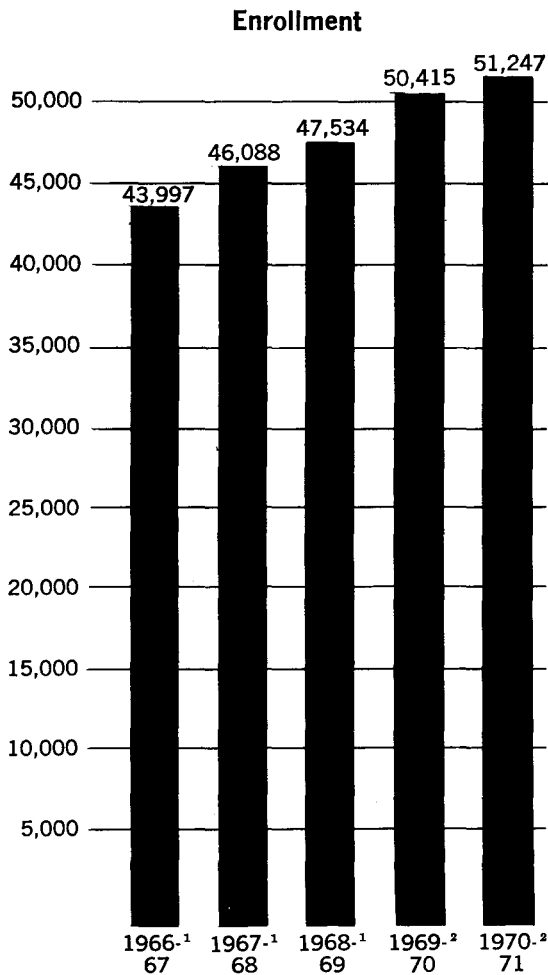


THIS IS YOUR UNIVERSITY

INSTRUCTION

Instruction of the State's youth always has been the University's main function. In the fall quarter of 1970, collegiate enrollment was 51,247 compared to 50,415 in the fall quarter of 1969. In addition, the two-term summer session had an enrollment of 28,371 students, both resident and non-resident. The University serves these students by providing strong curricula in its 17 separate colleges.

	Resident	%	Non-Resident	%	Total
Undergraduate	40,398	94.2	2,470	5.8	42,868
Graduate	3,796	45.3	4,583	54.7	8,379
Total	44,194	86.2	7,053	13.8	51,247



Enrollment by College Fall Quarter 1970

College of Liberal Arts	17,254
Institute of Technology	4,091
General College	3,269
College of Education	3,112
Institute of Agriculture	2,866
Duluth	5,429
Morris	1,716
Technical College, Crookston	418
School of Business Administration	1,034
College of Medical Sciences:	
Medical School	738
School of Nursing	264
Other Programs	556
Law School	693
School of Dentistry:	
Dentistry	423
Dental Hygiene	124
College of Pharmacy	294
College of Biological Sciences	224
College of Veterinary Medicine	238
University College	125
Graduate School	8,379
Total	51,247

¹ Based on paid fees end of second week

² Based on enrollment end of second week

PUBLIC SERVICE

Public Services are inseparable from teaching and research functions. As examples, the General Extension Division and the Cooperative Agricultural Extension Service have the responsibility of affording opportunities for Minnesota people to extend and continue their education. In the year 1970-71, 94,537 persons paid fees and received instruction in state-wide classes. Included in this total are 8,602 persons enrolled in correspondence study courses. In addition to these formal courses, many thousands of citizens received instruction and advice through participation in workshops, seminars, and other educational meetings.

One of the advantages to the people of Minnesota of having a strong state supported University, is that cohesive action is possible since both the State and the University are concerned with the public welfare. State support enables the University to use its staff and facilities to define and search for solutions to problems which directly affect the people of Minnesota. Exclusive of functions such as hospitals and agricultural extension, the University expended \$5,432,428 in 23 separate projects in fiscal 1970-71.

Included among these projects are: Family Practice and Community Health which will establish a program for training doctors for rural areas, Limnological Research Center for the control of aquatic nuisance organisms and the Center for Urban Affairs which studies the migration of population to urban areas and the associated problems.

The world-renowned University of Minnesota Hospitals, the Veterinary Clinics, the Minnesota Geological Survey, the Artists Course, the Special Lecture Series are a few other examples of interaction with the community. In addition, teams competing in the Intercollegiate Athletic Program draw the interest of spectators throughout the state. The University is pleased to sponsor productions of the Minnesota Orchestra and the Metropolitan Opera Company for the entertainment and cultural pleasure of the public.



SOURCES OF FUNDS

FOR CURRENT OPERATIONS	Total	General Operations and Maintenance Fund	Restricted Funds	Auxiliary Services Fund
FROM THE STATE				
State Appropriation For the general support of instructional, research, and administrative departments, and maintenance of instructional buildings and grounds. Includes income from Permanent University Fund of \$2,406,173.	\$ 74,157,669	\$ 74,157,669		
Indigent Patients Cost of the indigent patients at the University of Minnesota Hospitals—cost shared by counties.	2,198,307		\$ 2,198,307	
Special Projects and Research Includes appropriations that enable the University to perform special projects requested by various interested groups of citizens of the State such as Agricultural Extension, General Agricultural Research, Medical Research, Psychopathic and Child Psychiatric Hospitals, Hospital Rehabilitation Center, Livestock Sanitary Board and many other programs. Special appropriation for Education Equipment and Library Acquisitions were appropriated as part of the General Operations and Maintenance Fund but are included in the Restricted Funds in the Financial Report. Total appropriation was \$1,500,000.	14,021,577		14,021,577	
STUDENT TUITION AND FEES Includes collegiate, Extension Division, and Summer Session tuition and fees for all campuses.	24,860,738	24,689,972	170,766	
SALES AND SERVICES Includes hospital and dental infirmary receipts, sale of bulletins and agricultural products, receipts from the operation of University Theatre, the Cancer Detection Center and other receipts. This is dedicated income and is used to support the activity which earns it.	44,372,979	14,382,357	29,990,622	
AUXILIARY SERVICES Includes income from such activities as Dormitories, Dining Halls, Married Student Housing, Printing, Laundry, University Press, and Health Service.	33,923,680			\$33,923,680
FEDERAL GOVERNMENT Instruction, Agricultural Research and Extension. Sponsored Research, Training Programs and Institutes and Other Projects.	5,170,960		5,170,960	
	45,689,598		45,689,598	
CORPORATIONS, FOUNDATIONS, INDIVIDUALS AND OTHER Gifts, Grants and Research Contracts and income from Endowment.	17,912,469		17,912,469	
INTERCOLLEGIATE ATHLETICS Includes all campuses.	1,990,835			1,990,835
Totals	<u>\$264,298,812</u>	<u>\$113,229,998</u>	<u>\$115,154,299</u>	<u>\$35,914,515</u>

USES OF FUNDS

FOR CURRENT OPERATIONS	Total	General Operations and Maintenance Fund	Restricted Funds	Auxiliary Services Fund
ADMINISTRATION The expenses of the offices of the President, the Vice Presidents, the Business Office, the Office of Civil Service Personnel, the Storehouses and other general administrative offices.	\$ 4,767,047	\$ 4,257,657	\$ 509,390	
GENERAL EXPENSE The expenses of the offices of the Office of Student Affairs and Admissions and Records, the cost of staff insurance and retirement programs and social security, inter-campus bus, general bulletins and publications, convocations, and other services of a general expense character.	20,936,521	19,772,141	1,164,380	
INSTRUCTION AND DEPARTMENT RESEARCH The expense of college instruction and departmental research, including instructional trust funds. Special appropriation for Educational Equipment was appropriated as part of the General Operations and Maintenance Fund but is included in the Restricted Funds in the Financial Report. Total expenditures were \$1,315,951.	74,192,835	56,631,201	17,561,634	
LIBRARIES Special appropriation for Library Acquisitions was appropriated as part of the General Operations and Maintenance Fund but is included in the Restricted Funds in the Financial Report. Total expenditures were \$473,209.	4,703,701	3,981,898	721,803	
ORGANIZED ACTIVITIES RELATING TO INSTRUCTIONAL DEPARTMENTS Includes the cost of operating University Hospitals, University High School, the University Theatre and other related activities.	33,657,550	2,813,924	30,843,626	
EXTENSION AND PUBLIC SERVICES Includes activities such as the General Extension Division, Agricultural Extension, Museum of Natural History.	22,335,737	6,408,114	15,927,623	
BUDGETED AND SPONSORED RESEARCH Includes the Agricultural Experiment Stations, the Mines Experiment Station, and all sponsored research.	42,918,404	4,139,385	38,779,019	
PHYSICAL PLANT OPERATIONS The expenses of maintaining and operating the buildings and other improvements on all campuses.	15,697,977	14,941,949	644,613	\$ 111,415
AUXILIARY SERVICES Includes expenditures for such activities as Dormitories, Dining Halls, Married Student Housing, Printing, Laundry, University Press, and Health Service.	32,698,792	5,537	12,453	32,680,802
STUDENT AID Includes Fellowships, Scholarships and Prizes.	8,010,632	248,988	7,761,644	
Sub Total—Expense	<u>\$259,919,196</u>	<u>\$113,200,794</u>	<u>\$113,926,185</u>	<u>\$32,792,217</u>
TRANSFERS, INCREASE IN OBLIGATIONS AND OTHER ADJUSTMENTS	4,379,616	29,204	1,228,114	3,122,298
Totals	<u>\$264,298,812</u>	<u>\$113,229,998</u>	<u>\$115,154,299</u>	<u>\$35,914,515</u>



RESEARCH

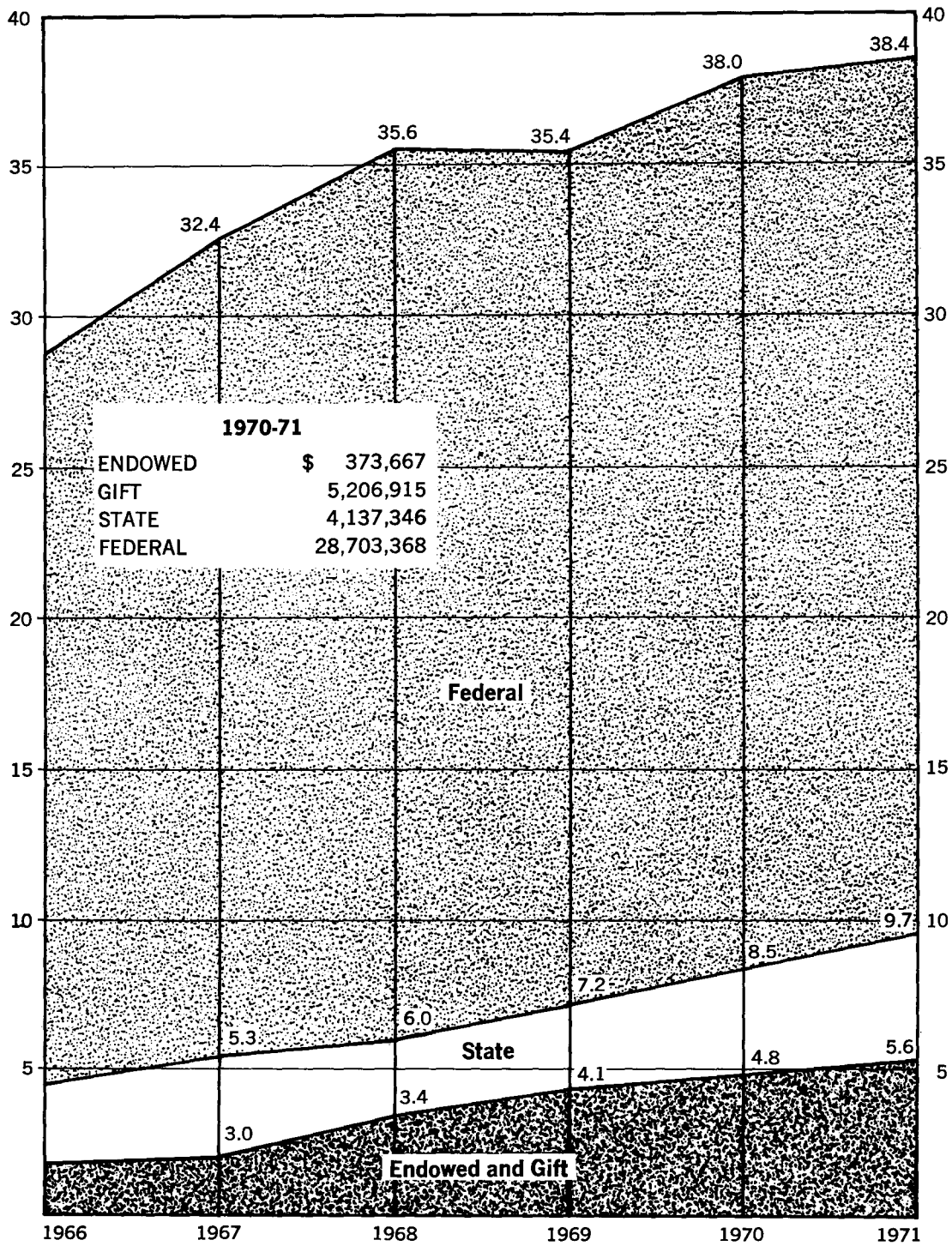
The University expended \$38,421,296 for its sponsored research program during 1970-71. Of this amount, \$28,703,368 was expended on contracts and grants with the Federal Government; \$5,206,915 from gifts from foundations, Corporations, and other private sources; \$4,137,346 from the State and \$373,667 from endowment earnings. It is the continued support from all these sources that allows the University to have a strong research program which brings creative men to Minnesota and provides fundamental training for graduate students. Research, rather than being in conflict with the basic purpose of the University which is the education of the youth of Minnesota, is really complementary and basic to the instructional function.

BREAKDOWN OF EXPENDITURES FOR SPONSORED RESEARCH

College or School	No. of Projects	Expenditures
College of Liberal Arts	90	\$ 1,869,946
Institute of Technology	439	9,384,990
Institute of Agriculture	195	5,359,615
College of Medical Sciences	633	15,474,594
College of Biological Sciences	67	1,240,347
College of Veterinary Medicine	44	527,096
School of Dentistry	20	386,167
Space Science Center	14	251,351
College of Pharmacy	13	203,910
College of Education	36	1,325,978
Graduate School	38	1,445,328
School of Business Administration	12	417,818
University of Minnesota, Duluth	16	144,443
Other Units	28	389,713

UNIVERSITY OF MINNESOTA
SUMMARY OF RESEARCH EXPENDITURES FROM
ENDOWMENT INCOME, GIFTS AND THE STATE AND FEDERAL GOVERNMENTS
for the Fiscal Year Ending June 30

MILLIONS OF DOLLARS



1970-71	
ENDOWED	\$ 373,667
GIFT	5,206,915
STATE	4,137,346
FEDERAL	28,703,368

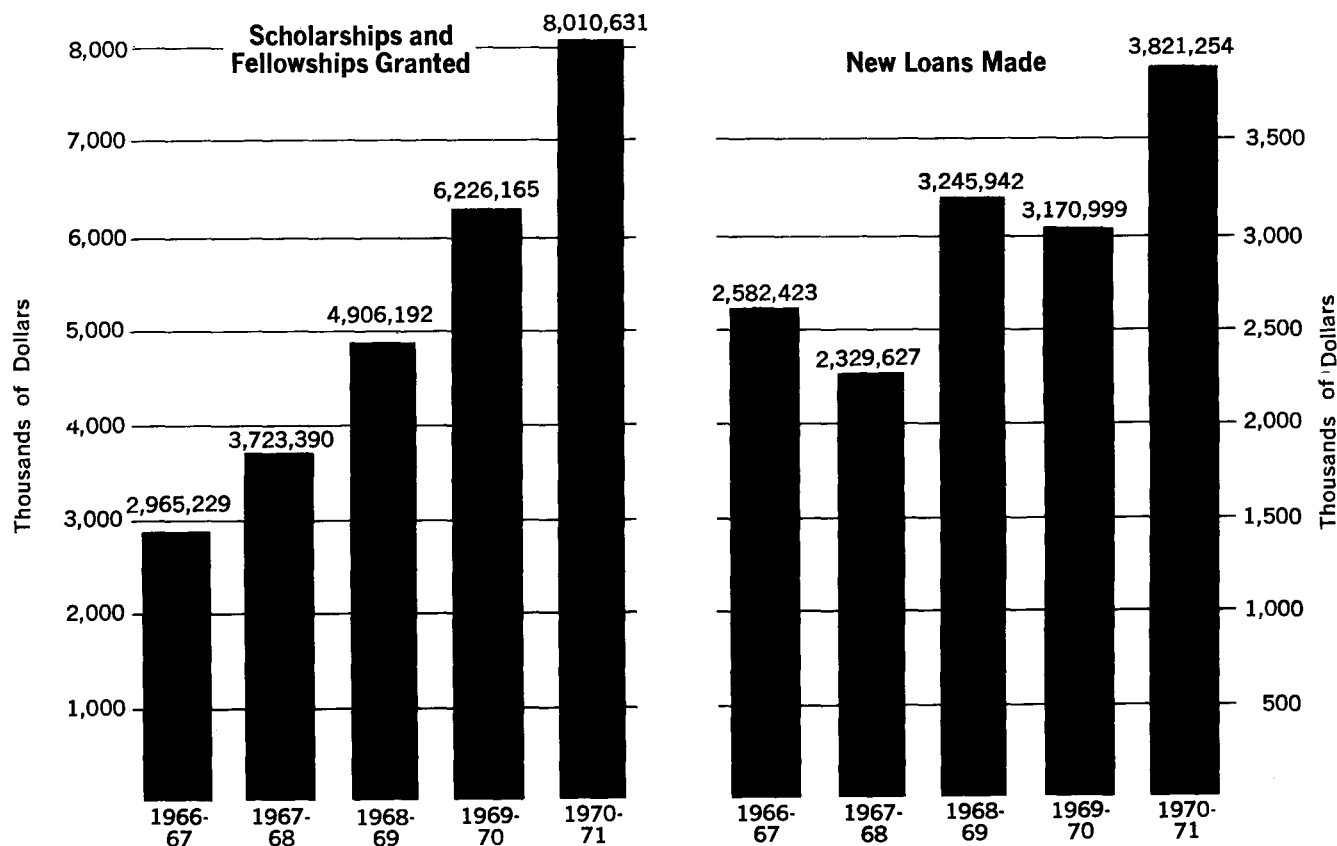
STUDENT AID AND STUDENT SERVICES

In order to serve the ever increasing number of students living away from home, the University through its residence hall building program is attempting to keep pace with the demand for living space convenient to the campuses. In its several types of student housing the University has the following space available as of June 30, 1971.

	Minneapolis and St. Paul	Duluth	Morris	Crookston	Total
Men's Residence Halls	2,337	479	374	252	3,442
Women's Residence Halls	1,858 ⁽¹⁾	521	374	66	2,819
Married Student Housing	400				400

⁽¹⁾ 156 units were being rehabilitated and were not available for rental.

The University shares the belief that worthy and needy students should be assisted in every way possible to complete their education. Many private benefactors have helped in the accomplishment of this end by making generous contributions to scholarships and loan funds. As of June 30, 1971, the University had approximately 266 scholarship and fellowship endowment funds in the total principal amount of \$9,065,714. In addition, there were 624 funds supported by periodic contributions. The income from gifts, grants and endowments made possible student scholarship and fellowship assistance in the amount of \$8,010,631 in 1970-71. Total principal amount in Loan funds was \$17,585,222 which consisted of 251 separated funds. In addition, approximately 15,500 part time jobs, both on and off campus, were filled by the Student Employment Service for those students who needed and desired the positions.



ENDOWMENTS

[REDACTED]
Total Endowment Funds \$81, 627,373.36

[REDACTED]
Separately Invested Funds \$5,789,808.85

[REDACTED]
Group Investment Fund \$32, 875, 640.26

[REDACTED]
Permanent University Fund \$42,961,924.25

The largest single endowment is the Permanent University Fund, which had a market value of \$42, 961, -924 on June 30, 1971. The most significant source of principal accretion to the Fund since it was established has been a sharing in the 10% occupational tax on iron ore. However, this revenue by constitutional amendment in 1959 is credited to the State General Revenue Fund, and becomes a part of the annual appropriation to the University. In addition, the net income earned reduces the amount required from the State.

Also included in the Endowment are numerous gifts to the University by corporations, foundations, individuals and groups, the income of which is to be used in a wide variety of research projects, student aid and other educational purposes. The majority of

these gifts are pooled and invested in a single Group Investment Fund. The 506 funds which participated as of June 30, 1971, had a market value of \$32, -875,640. The income earned on these funds is distributed to the participants each June 30. The profits on sales of securities and the undistributed income are accumulated in a reserve and reinvested to improve the income of the participating funds.

In addition to those which participate in the Group Investment Pool, the University has 34 funds which are separately invested. The value of these was \$4,920,484 on June 30, 1971. Also included in the Endowments and having a value of \$869,325 are six funds held in trust by local financial institutions.

Endowment Funds by Purpose (Excluding Permanent University Fund)

[REDACTED]
Research \$6,758,271.26

[REDACTED]
Student Aid \$9,065,714.03

[REDACTED]
Subject to Annuity \$411,926.44

[REDACTED]
Other Purposes \$6,502,701.58

[REDACTED]
Temporary Endowments \$3,952,002.94

[REDACTED]
Student Loans \$256,257.87

[REDACTED]
Instructional Trust Funds \$4,987,417.62

[REDACTED]
Subject to Residual Agreement \$792,234.23

YOUR UNIVERSITY GROWS

Construction and remodeling costs from all sources of funds on all campuses and branch stations during 1970-71 were \$33,291,481. Of this amount, approximately 62 percent was provided by the State Legislature, 4 percent by the Federal Government, 2 percent by private donations and 32 percent from University sources.

Pictured to the right is the beginning of the construction on Unit A of a new Health Sciences complex. This unit, which will cost approximately \$46,000,000, is the first of several units which will total in excess of one hundred million dollars and which, when finally completed, will accommodate a substantial increase in the number of Health Sciences students.



Health Sciences Expansion

Expenditures by Campus — Plant Funds

1970-71	
Minneapolis	\$15,732,178
St. Paul	6,422,623
Duluth	5,333,922
Morris	2,962,472
Branch Stations	2,840,286
	\$33,291,481

Expenditures by Source — Plant Funds

1970-71	
Special State Appropriations	\$20,584,412
Auxiliary Services Funds	9,431,777
Federal Funds	1,447,016
Trust Funds	523,337
General Operations and Maintenance Fund	1,304,939
	\$33,291,481

Total Building Valuation — by Campus

	Major	Minor	Original Cost
Minneapolis	118	22	\$156,542,869
St. Paul	106	56	42,842,166
Duluth	31	15	24,473,469
Morris	20	4	10,689,692
Crookston	17	2	3,390,098
Waseca	2	..	2,946,502
Rosemount Research Center	7	110	776,218
Off-Campus Buildings	11	16	2,772,427
Branch Stations			
Crookston	4	33	689,352
Morris	4	30	499,081
Duluth	2	12	165,844
Grand Rapids ..	6	23	766,226
Itasca	1	56	330,109
Waseca	5	29	389,883
Excelsior	1	35	277,506
Cloquet	2	42	379,698
Lamberton ...	2	11	201,722
Rosemount ...	11	123	1,058,565
	350	619	\$249,191,427

INDEX OF SCHEDULES

	Page
Exhibit A – Balance Sheet	2
Exhibit B – Summary of Current Funds	8
Schedule B-1 – Summary of Income	9
Schedule B-2 – Summary of Expenditures	10
Schedule B-3 – Summary of Expenditures (by object)	11
Schedule B-4 – Statement of Expenditures – Current Funds	12
Schedule B-5 – Statement of Income and Expenditures – Auxiliary Enterprises	36
Schedule B-6 – Statement of Intercollegiate Athletics Fund	38
Schedule B-7 – Current Expenditures – Salaries and Wages	40
Schedule B-8 – Summary Statement of Current Funds – Federal Appropriations	42
Schedule B-9 – Summary of Statement of Current Funds – Special State Appropriations	44
Exhibit C – Statement of Loan Funds	46
Exhibit D – Statement of Endowment Funds	54
Schedule D-1 – Summary of Endowment Funds	78
Schedule D-2 – Summary of Separately Invested	78
Schedule D-3 – Summary of Assets – Permanent University Fund	79
Exhibit E – Summary Statement of Plant Funds	79
Schedule E-1 – Summary of Plant Fund Accounts	79
Schedule E-2 – Plant Funds – Operating Accounts	80
Schedule E-3 – Plant Funds – Anticipated Income	91
Schedule E-4 – Plant Funds – Sinking Funds and Reserves	98
Exhibit F – Statement of Investment in Plant	99
Schedule F-1 – Summary of Inventory – Land	99
Schedule F-2 – Summary of Assets – Buildings	100
Schedule F-3 – Summary of Assets – Other Permanent Improvements	101
Schedule F-4 – Summary of Assets – Equipment	101
Schedule F-5 – Summary of Assets – Museums and Collections	103
Schedule F-6 – Summary of Assets – Library and Reference Books	103
Schedule F-7 – Summary of Assets – Livestock	104
Exhibit G – Statement of Agency Funds	104
Exhibit H – Cash and Bank Reconciliation	104
Exhibit I – Notes and Bonds Payable Outstanding	106

BALANCE SHEET

ASSETS

June 30, 1971

EXHIBIT A

Current Funds

General Operations and Maintenance Fund

Cash and Temporary Investments	\$ 13,944,207.21
Contingent Fund	170,000.00
Accounts Receivable	13,413.00
Stores and Postage Inventory	150,000.00
Accrued Interest Receivable — Permanent University Fund	550,042.03

\$ 14,827,662.24

Restricted Funds

Cash and Temporary Investments	\$ 11,351,311.68
Contingent Fund	60,000.00
Cash in Foreign Currency	2,509.89
Stores and Postage Inventory	35,241.89
Accounts Receivable — Hospital Reimbursements	519,178.68
Insurance Premium Deposits	2,624,924.66
Payroll Clearing Account	12,237.25
Jobs in Process	704,200.81
Accrued Interest Receivable — Group Investment Fund	268,803.60

15,578,408.46

Auxiliary Services Funds

Cash and Temporary Investments	\$ 7,547,007.85
Contingent Fund	25,000.00
Accounts Receivable General	277,845.49
Student Activities	39,421.86
Stores and Postage Inventories	548,127.11

8,437,402.31

Total Current Funds

\$ 38,843,473.01

Loan Funds

Cash and Temporary Investments	\$ 1,617,691.26
Notes Receivable	15,942,321.04
Collateral at Bank	25,210.00

Total Loan Funds

\$ 17,585,222.30

**BALANCE SHEET
LIABILITIES AND FUNDS
June 30, 1971**

EXHIBIT A

Current Funds			
General Operations and Maintenance Fund			
Deferred Income		\$ 1,176,879.03	
Reserves			
Open Requisitions	\$ 6,953,751.48		
Open Authorizations	6,270,258.23		
Stores and Contingent Fund	320,000.00		
Investment Expense	33,117.89		
Fee Refund	9,988.24		
		13,587,115.84	
Unobligated Allotments		61,931.86	
Unallotted		1,735.51	
			\$ 14,827,662.24
Restricted Funds			
Reserves			
Open Requisitions	\$ 7,204,386.91		
Open Authorizations	1,270,618.39		
Reserve for Contingent Fund	60,000.00		
Student Deposits and Revolving Accounts	30,523.47		
Insurance Premium and OASI Deposits	3,931,758.26		
State and Federal Withholding Taxes Payable	506,185.64		
Public Health Service Advance Payment	1,902,731.71		
Atomic Energy Commission - Advance Payment	102,219.67		
Navy Advanced Payment	92,243.77		
National Science Foundation Advance Payment	92,390.95		
State Sales Tax Payable	22,841.10		
Mechanics Payroll	85,000.00	-	
Contingent Gifts, Grants and Contracts	41,000.00		
Mechanic Payroll Base Rates	5,895.66	-	
Medicare Advance Payment	370,392.00		
Hospital Refunds	2.00		
Union Fringe Benefits	12,174.47		
Net Principle Loss - Temporary Investment	431,358.41		
Hormel Accrued Vacation Reserve	25,969.62		
Investment Expense	39,481.36		
		\$ 16,045,382.07	
Accounts Payable		4,433.06	
Unobligated Allotments		527,920.45	-
Unallotted		54,003.89	
Foreign Funds		2,509.89	
			15,578,408.46
Auxiliary Service Fund			
Deferred Income		\$ 921,668.38	
Reserves			
Open Requisitions	\$ 1,004,817.94		
Open Authorizations	560,903.68		
Stores and Contingent Fund	488,787.28		
Student Deposits and Revolving Accounts	111,821.99		
Equipment Replacement - Numerical Analysis Center	1,660.00		
		2,167,990.89	
Unobligated Allotments		3,747,671.24	
Unallotted		1,600,071.80	
			8,437,402.31
Total Current Funds			\$ 38,843,473.01
Loan Funds			
Loan Funds		\$ 17,582,722.30	
Loan Fund Reserve		2,500.00(1)	
Total Loan Funds			\$ 17,585,222.30

(1) Does not reflect funds in the amount of \$252,651.12 which are invested in the Group Investment Pool.

BALANCE SHEET
ASSETS
June 30, 1971

EXHIBIT A

Endowment Funds

Permanent University Fund (1)

Funds Held by Investment Managers:			
Investments			\$ 42,381,190.94
Funds Held by Regents:			
Cash	\$ 530,565.65		
Investments	<u>50,167.66</u>	<u>580,733.31</u>	
			\$42,961,924.25

Group Investment Fund(1)

Funds Held by Investment Managers:			
Investments			\$ 30,345,760.38
Funds Held by Regents:			
Cash	\$ 1,148,266.55		
Investments	<u>1,381,613.33</u>	<u>2,529,879.88</u>	
			32,875,640.26
			<u>\$75,837,564.51</u>

Separately Invested Funds

Funds Held by Investment Managers:(1)			
Investments			<u>\$2,807,275.26</u>
Funds Held by Regents:(2)			
Cash		\$ 29,143.15	
Accrued Interest Income	\$ 11,477.65		
Less Reserve for Expense	<u>2,850.00</u>	8,627.65	
Investments			
Securities	\$ 1,544,408.89		
Less Unamortized Discount	<u>91.66</u>	1,544,317.23	
Real Estate(3)		<u>531,121.00</u>	
			2,113,209.03
Funds Held in Trust			\$ 4,920,484.29
Total Endowment Funds			<u>869,324.56</u>
			<u>\$81,627,373.36</u>

Agency Funds

Investments

Securities			\$ 239,191.58
Total Agency Funds			<u>\$ 239,191.58</u>

- (1) Valued at Market.
(2) Valued at Gift Value.
(3) Reduced by \$4,500 depreciation on Skellet property.

**BALANCE SHEET
LIABILITIES AND FUNDS
June 30, 1971**

EXHIBIT A

Endowment Funds

Permanent University Fund

For General Purposes \$42,961,924.25

Total Permanent University Fund \$42,961,924.25

Other Endowment Funds

For General Purposes \$ 1,487.53
 For Research 6,758,271.26
 For Student Aid
 Scholarships and Prizes 9,197,350.40
 Loans 256,257.87
 Instructional Trust Funds 4,987,417.62
 Funds Subject to Annuity 411,926.44
 Operating Temporarily as an Endowment 3,952,002.94
 Subject to Residual Trust Agreement 792,234.23
 For Other Purposes 6,737,506.70
 Reserves - Group Investments 5,570,994.12

Total Other Endowment Funds 38,665,449.11

Total Endowment Funds \$81,627,373.36

Agency Funds

Agency Funds \$ 232,440.37
 Earnings on Investments 6,751.21

Total Agency Funds \$ 239,191.58

BALANCE SHEET

ASSETS

June 30, 1971

EXHIBIT A

Plant Funds

Unexpended

Cash and Temporary Investments	\$34,156,448.25	
Discount on Sale of Bonds	22,404.45	
Accounts Receivable — State Agriculture Society	10,808.92	
Notes Receivable — M.C.P. Realty Corporation	82,105.50	
Anticipated Income		
University	\$30,591,900.91	
Tax Collections	104,300.00	
Endowments and Gift Funds	895,245.81	
Public Agencies	59,727,753.39	
Sinking Funds		91,319,200.11
		<u>2,609,278.35</u>
 Total Plant Funds		 <u>\$128,200,245.58</u>

Invested in Plant

Land	\$ 19,110,475.97	
Buildings	249,191,427.88	
Improvements other than Buildings	16,800,803.68	
Equipment	92,412,959.19	
Museum Collections	3,282,562.52	
Library and Reference Books	18,355,731.45	
Livestock	533,403.51	
		<u>533,403.51</u>
 Total Invested In Plant		 <u>\$399,687,364.20</u>

NOTE: Amount shown as "Cash and Temporary Investments" in the attached Balance Sheet represents the respective equities of the several funds available for investment in an undivided cash and securities pool, which at June 30, 1971, comprises the following:

Cash on Hand on Deposit	\$ 4,671,853.16—	
(Current, Plant and Loan Funds)		
Temporary Investments:		
Securities of the United States		
Government and its agencies	\$ 8,318,231.85	
Commercial Paper	44,607,121.88	
Other	20,363,165.68	
		<u>73,288,519.41</u>
		 <u>\$ 68,616,666.25</u>

**BALANCE SHEET
LIABILITIES AND FUNDS
June 30, 1971**

EXHIBIT A

Plant Funds

Unexpended

Bonds Payable		\$ 16,254,000.00
Notes Payable		10,348,659.17
Reserves		
Open Requisitions	\$ 36,108,827.92	
Open Authorizations	3,114,436.68	
For Certificates	69,179.52	
For Sinking Fund	1,785,867.37	
Plant Funds	<u>3,977,714.60</u>	45,056,026.09
Unobligated Allotments		<u>56,541,560.32</u>

Total Plant Funds \$128,200,245.58

Invested in Plant

Net Plant Investments		<u>\$399,687,364.20</u>
Total Invested in Plant		<u>\$399,687,364.20</u>

SUMMARY OF CURRENT FUNDS
July 1, 1970 to June 30, 1971

EXHIBIT B

	Total	General Operations and Maintenance Fund	Restricted Funds	Auxiliary Services Fund
Detail at Beginning of Year				
Reserves				
Encumbrances	\$ 24,341,272.01	\$ 14,226,044.82	\$ 8,275,406.78	\$ 1,839,820.41
Food Stores	230,000.00			230,000.00
Principal Loss on Temporary Pool	328,054.89		328,054.89	
Unobligated Allotments	1,562,611.38	50,858.48	1,096,068.40-	2,607,821.30
Unallotted Funds	<u>1,417,818.64</u>	<u>1,920.63</u>	<u>47,195.70</u>	<u>1,368,702.31</u>
Balance	\$ 27,879,756.92	\$ 14,278,823.93	\$ 7,554,588.97	\$ 6,046,344.02
Add Income				
General, Educational and Research	\$221,519,029.33	\$113,229,997.69	\$108,289,031.64	\$
Auxiliary Services & Intercollegiate Athletics	35,914,514.74			35,914,514.74
Student Aid	<u>6,865,267.75</u>		<u>6,865,267.75</u>	
Total	\$264,298,811.82	\$113,229,997.69	\$115,154,299.39	\$ 35,914,514.74
Balance	\$292,178,568.74	\$127,508,821.62	\$122,708,888.36	\$ 41,960,858.76
Deduct Expenditures				
General, Educational and Research	\$219,209,772.40	\$112,946,268.77	\$106,152,088.17	\$ 111,415.46
Auxiliary Services and Inter- collegiate Athletics	32,698,791.49	5,536.88	12,453.04	32,680,801.57
Student Aid	<u>8,010,631.46</u>	<u>248,987.73</u>	<u>7,761,643.73</u>	
Total	\$259,919,195.35	\$113,200,793.38	\$113,926,184.94	\$ 32,792,217.03
Balance	\$ 32,259,373.39	\$ 14,308,028.24	\$ 8,782,703.42	\$ 9,168,641.73
Transfers				
Within Current Funds	\$	\$ 10,294.69	\$ 10,579.54	\$ 20,874.23-
To Plant Funds	2,879,381.83-	1,024,005.58-	178,797.40	2,034,173.65-
To Endowment Funds	365,238.35-		355,238.35-	10,000.00-
To Loan Funds	326,698.38-		326,698.38-	
Transfer from 0950-0626 (02-3314, 02-11753)	29,000.00		29,000.00	
Transfer to 0010-0919 (11-97734)	103,303.52		103,303.52	
Transfer from 0950-0554 (02-2677)	10,000.00		10,000.00	
Expenditure Charged to 0100-0900 36-508201 \$2,505.00, 36-626745 \$4,135.27	6,640.27-	6,640.27-		
Transfer to 0500-0929 by Journal Voucher	49,653.34			49,653.34
Transfer from 0511-0900 by Journal Voucher (11-34330)	<u>8,122.53-</u>			<u>8,122.53-</u>
Total	\$ 3,394,124.50-	\$ 1,020,351.16-	\$ 350,256.27-	\$ 2,023,517.07-
Balance	<u>\$ 28,865,248.89</u>	<u>\$ 13,287,677.08</u>	<u>\$ 8,432,447.15</u>	<u>\$ 7,145,124.66</u>
Detail of Balance at End of Year				
Reserves				
Encumbrances	\$ 23,264,736.63	\$ 13,224,009.71	\$ 8,475,005.30	\$ 1,565,721.62
Food Stores	230,000.00			230,000.00
Principal Loss on Temporary Pool	431,358.41		431,358.41	
Unobligated Allotments	3,281,682.65	61,931.86	527,920.45-	3,747,671.24
Unallotted Funds	<u>1,657,471.20</u>	<u>1,735.51</u>	<u>54,003.89</u>	<u>1,601,731.80</u>
Total	<u>\$ 28,865,248.89</u>	<u>\$ 13,287,677.08</u>	<u>\$ 8,432,447.15</u>	<u>\$ 7,145,124.66</u>

SUMMARY OF INCOME
July 1, 1970 to June 30, 1971

SCHEDULE B-1

	Total	General Operations and Maintenance Fund	Restricted Funds	Auxiliary Services Fund
1. For General, Educational and Research Purposes				
Student Fees – Tuition	\$ 24,834,478.29	\$ 24,663,712.29	\$ 170,766.00	
Student Course Fees	26,259.55	26,259.55		
Public Appropriations and Tax Levies				
Federal Appropriations Per Schedule B-8	5,170,959.75		5,170,959.75	
State Maintenance and Operations (1)	74,157,669.00	74,157,669.00		
State Special Appropriations – Schedule B-9	16,219,884.43		16,219,884.43	
Sales, Services and Miscellaneous				
Investment Income	44,372,978.70	14,382,356.85	29,990,621.85	
Endowments – Earnings and Miscellaneous Income	1,330,778.23		1,330,778.23	
Contracts, Gifts, and Grants – Research	33,538,876.16		33,538,876.16	
Other Current Purposes	21,867,145.22		21,867,145.22	
Total (Exhibit B)	\$221,519,029.33	\$113,229,997.69	\$108,289,031.64	
2. For Auxiliary Services and Intercollegiate Athletics				
Auxiliary Services – Dormitories and Dining Halls	\$ 8,518,813.02			\$ 8,518,813.02
Auxiliary Services – Student Services	14,854,418.34			14,854,418.34
Auxiliary Services – General Services	9,892,238.21			9,892,238.21
Auxiliary Services – Other	658,210.65			658,210.65
Intercollegiate Athletic Fund – Minneapolis	1,645,950.68			1,645,950.68
Intercollegiate Athletic Fund – Duluth	280,467.12			280,467.12
Intercollegiate Athletic Fund – Morris	56,037.17			56,037.17
Intercollegiate Athletic Fund – Crookston Technical Institute	8,379.55			8,379.55
Total (Exhibit B)	\$ 35,914,514.74			\$ 35,914,514.74
3. For Student Aid				
Gifts and Grants	\$ 6,332,714.81		\$ 6,332,714.81	
Endowed – Earnings and Miscellaneous Income	532,552.94		532,552.94	
Total (Exhibit B)	\$ 6,865,267.75		\$ 6,865,267.75	
Total Current Fund Income	\$264,298,811.82	\$113,229,997.69	\$115,154,299.39	\$35,914,514.74
Total Plant Fund Income	32,876,099.73	513,901.51	30,638,593.63	1,723,604.59
Grand Total	\$297,174,911.55	\$113,743,899.20	\$145,792,893.02	\$ 37,638,119.33

(1) Income from the Permanent University Fund of \$2,406,173 is included in the State Maintenance and Operations total.

SUMMARY OF EXPENDITURES

July 1, 1970 to June 30, 1971

SCHEDULE B-2

	Total	General Operations and Maintenance Fund	Restricted Funds	Auxiliary Services Fund
1. For General Educational and Research Purposes				
General Administration	\$ 4,767,047.58	\$ 4,257,657.28	\$ 509,390.30	\$
General Expense	20,936,520.90	19,772,141.29	1,164,379.61	
Instruction and Departmental Research				
College of Liberal Arts	14,097,043.02	13,648,136.02	448,907.00	
Institute of Technology	9,475,165.62	9,236,562.21	238,603.41	
Institute of Agriculture	5,121,007.19	4,848,918.90	272,088.29	
College of Medical Sciences	6,003,865.21	5,593,868.09	409,997.12	
College of Biological Sciences	1,929,881.55	1,855,172.17	74,709.38	
College of Veterinary Medicine	1,705,465.78	1,665,461.12	40,004.66	
School of Dentistry	2,156,621.84	2,130,166.86	26,454.98	
Law School	1,278,062.57	1,249,158.98	28,903.59	
College of Pharmacy	587,991.01	578,487.27	9,503.74	
College of Education	4,565,221.92	4,160,209.79	405,012.13	
Summer Session	2,301,041.18	2,301,041.18		
Graduate School	700,837.21	420,101.25	280,735.96	
School of Business Administration	1,636,925.68	1,605,733.01	31,192.67	
University of Minnesota, Morris	1,486,581.61	1,441,335.05	45,246.56	
University College	166,723.31	164,895.31	1,828.00	
General College	1,428,239.00	1,391,190.87	37,048.13	
University of Minnesota, Duluth	4,492,934.34	4,187,551.93	305,382.41	
Military Departments	33,146.83	33,146.83		
University of Minnesota Technical Institute, Crookston	1,125,332.10	119,833.23	1,005,498.87	
University of Minnesota Technical College, Waseca	138,675.27	230.85	138,444.42	
Instructional Trust Funds	13,762,072.51		13,762,072.51	
Organized Activities relating to Instructional Departments				
University Hospitals	31,050,319.24	2,469,603.35	28,580,715.89	
Others	2,607,230.90	344,321.14	2,262,909.76	
Extension and Public Service				
General Extension Division	5,419,353.71	5,419,177.51	176.20	
Agricultural Extension	6,371,791.23	125,333.98	6,246,457.25	
Other	10,544,592.06	863,602.33	9,680,989.73	
Libraries	4,703,700.89	3,981,897.51	721,803.38	
Budgeted Research				
Agricultural Experiment Stations	6,554,334.19	2,574,712.01	3,979,622.18	
Other Budgeted Research	3,314,211.41	1,564,672.50	1,749,538.91	
Sponsored Research	33,049,857.77		33,049,857.77	
Physical Plant - Operations and Maintenance				
Minneapolis Campus	10,642,740.67	10,087,026.69	500,053.67	55,660.31
St. Paul Campus	2,168,354.17	2,168,354.17		
Duluth Campus	1,481,611.78	1,463,674.91	17,220.28	716.59
Morris Campus	469,510.26	469,510.26		
Crookston Campus	335,035.60	241,662.61	93,372.99	
Rosemount	312,069.48	312,069.48		
Other Physical Plant	288,655.81	199,650.83	33,966.42	55,038.56
Total (Exhibit B)	<u>\$219,209,772.40</u>	<u>\$112,946,268.77</u>	<u>\$106,152,088.17</u>	<u>\$ 111,415.46</u>
2. Auxiliary Services and Intercollegiate Athletics				
Minneapolis Campus	\$ 24,862,716.31	\$ 5,536.88	\$ 12,453.04	\$ 24,844,726.39
Athletics - Minneapolis	1,514,570.89			1,514,570.89
St. Paul	2,311,737.08			2,311,737.08
Duluth	2,179,440.95			2,179,440.95
Athletics - Duluth	238,648.55			238,648.55
Morris Campus	984,199.92			984,199.92
Athletics - Morris	68,691.85			68,691.85
Crookston Campus	283,944.65			283,944.65
Athletics - Crookston	8,863.67			8,863.67
Waseca Campus	98,561.20			98,561.20
Other	147,416.42			147,416.42
Total (Exhibit B)	<u>\$ 32,698,791.49</u>	<u>\$ 5,536.88</u>	<u>\$ 12,453.04</u>	<u>\$ 32,680,801.57</u>

SUMMARY OF EXPENDITURES
July 1, 1970 to June 30, 1971

SCHEDULE B-2

	Total	General Operations and Maintenance Fund	Restricted Funds	Auxiliary Services Fund
3. Student Aid				
Gifts and Grants	\$ 7,507,271.20	\$ 248,987.73	\$ 7,258,283.47	
Endowed	<u>503,360.26</u>		<u>503,360.26</u>	
Total (Exhibit B) ..	\$ 8,010,631.46	\$ 248,987.73	\$ 7,761,643.73	
Total Current Fund Expenditures	\$259,919,195.35	\$113,200,793.38	\$113,926,184.94	\$ 32,792,217.03
Total Plant Fund Expenditures	<u>33,291,481.12</u>	<u>1,304,938.66</u>	<u>22,554,765.06</u>	<u>9,431,777.40</u>
Grand Total	<u>\$293,210,676.47</u>	<u>\$114,505,732.04</u>	<u>\$136,480,950.00</u>	<u>\$ 42,223,994.43</u>

SUMMARY OF EXPENDITURES
By Object
July 1, 1970 to June 30, 1971

SCHEDULE B-3

	Total	General Operations and Maintenance Fund	Restricted Funds	Auxiliary Services Fund
Current Funds				
Salaries and Wages	\$151,651,483.12	\$ 79,832,685.38	\$ 60,378,299.06	\$ 11,440,498.68
Supplies and Expense	99,911,776.15	30,893,704.15	48,461,491.34	20,556,580.66
Equipment	7,135,133.19	1,827,668.20	4,716,716.92	590,748.07
Buildings	835,794.55	364,880.93	363,594.58	107,319.04
Improvements	372,542.92	269,389.30	6,083.04	97,070.58
Land	<u>12,465.42</u>	<u>12,465.42</u>		
Total Current Funds	<u>\$259,919,195.35</u>	<u>\$113,200,793.38</u>	<u>\$113,926,184.94</u>	<u>\$ 32,792,217.03</u>
Plant Funds (Schedule E-1)				
Salaries	\$ 269.78	\$	\$ 269.78	\$
Supplies and Expense	2,343,423.81	117,412.92	472,002.58	1,754,008.31
Equipment	799,111.14	126,039.47	523,093.56	149,978.11
Buildings	27,672,150.95	681,891.21	20,026,880.73	6,963,379.01
Improvements	1,294,632.02	98,157.38	632,062.67	564,411.97
Land	<u>1,181,893.42</u>	<u>281,437.68</u>	<u>900,455.74</u>	
Total Plant Funds	<u>\$ 33,291,481.12</u>	<u>\$ 1,304,938.66</u>	<u>\$ 22,554,765.06</u>	<u>\$ 9,431,777.40</u>
Grand Total	<u>\$293,210,676.47</u>	<u>\$114,505,732.04</u>	<u>\$136,480,950.00</u>	<u>\$ 42,223,994.43</u>

STATEMENT OF EXPENDITURES – CURRENT FUNDS
July 1, 1970 to June 30, 1971

SCHEDULE B-4

Dept. No.		Total	Salaries and Wages	Supplies and Expenses	Equipment	Buildings and Improvements
General Administration						
0100-1100	Board of Regents	\$ 66,026.99	\$ 30,921.28	\$ 34,980.71	\$ 125.00	\$
0100-1101	Office of the President	143,947.40	125,382.24	18,565.16		
0930-1101	Presidents Office Unrestricted Gifts	11,316.16	10,129.21	1,186.95		
0100-1102	Office of the Vice President – Academic Administration	207,131.05	194,112.86	11,699.91	1,318.28	
0100-1103	Office of the Vice President – Finance, Planning and Operations	136,435.80	132,113.06	4,219.22	103.52	
0100-1104	Business Office	835,157.53	744,751.79	75,050.78	14,629.16	725.80
0960-1104	Business Office – Temporary Investment	23,174.40	18,088.83	5,085.57		
0100-1105	Office of Civil Service Personnel	559,190.03	485,652.94	64,174.05	9,173.45	189.59
0100-1106	Office of the Treasurer	28,491.75	26,573.90	1,424.25	493.60	
0100-1107	Office of the University Attorney	74,531.65	64,219.87	9,871.78	440.00	
0960-1107	University Attorney – Temporary Investment Income	12,558.90		12,558.90		
0100-1108	Purchasing	111,822.36	95,975.27	13,145.90	2,701.19	
0100-1109	General Storehouse	158,531.19	148,878.03	8,580.61	1,072.55	
0100-1110	Chemical Storehouse	110,328.04	103,397.64	6,930.40		
0100-1111	Support Services	55,665.08	49,986.92	4,899.16	779.00	
0100-1112	Department of Insurance and Retirement	137,813.96	132,174.54	4,970.92	668.50	
0100-1113	Office of the Vice President for Educational Rela- tionships and Development	204,112.53	177,149.93	26,764.04	198.56	
0940-1113	Fred B. Snyder – Greater University Fund	9,380.22	1,355.52	8,024.70		
0950-1115	The Business Office – Research Contracts and Grants	347,230.32	292,138.51	50,691.27	4,400.54	
0960-1116	Investment Overhead	7,036.33	37,688.29	47,475.43	2,750.81	
0100-1117	Data Processing Center	735,530.08	532,550.11	190,705.59	12,274.38	
0100-1118	Office of the Vice President – Administration	96,500.84	82,129.29	8,526.33	5,845.22	
0100-1119	Office of the Vice President – Student Affairs	259,904.52	229,575.79	28,232.96	2,095.77	
0100-1120	Vice President and Consultant to the President	54,339.73	50,470.76	3,556.42	312.55	
0100-1121	Vice President for Investments	61,772.05	32,169.24	27,621.65	1,416.16	565.00
0910-1121	U. of M. Foundations – Special	30,034.34	30,000.02	34.32		
0960-1121	Vice President for Investments	34,899.70	26,785.87	7,738.58	375.25	
0100-1122	Department of University Housing	131,528.78	132,722.88	9,455.95	8,261.85	
0960-1123	Temporary Investment Management	47,734.09	33,133.28	14,600.81		
0100-1124	Vice President for Health Science Affairs	88,895.92	66,243.72	16,836.72	5,815.48	
0910-1124	Vice President for Health Sciences –Discretionary Fund	98.50		98.50		
	Total	\$ 4,767,047.58	\$ 4,086,471.59	\$ 603,844.78	\$ 75,250.82	\$ 1,480.39
General Expense – Student Services						
0100-1200	Office of Student Affairs	\$ 1,661,923.87	\$ 1,515,561.90	\$ 123,486.90	\$ 22,875.07	\$
0960-1200	Student Affairs Temporary Investment Income	22,534.56	20,191.19	2,343.37		
0100-1201	Admissions and Records	1,163,421.20	1,076,052.49	83,114.71	4,254.00	
0100-1202	Inter-Campus Bus	448,049.67	46,133.85	398,545.40	449.57	2,920.85
0100-1203	Placement Inquiries Clearance Office	5,227.24	5,154.05	73.19		
0100-1204	Army, Air Force and Navy Storeroom	16,645.81	16,412.89	232.92		
0100-1205	Office of Admissions and Records – St. Paul	106,263.73	99,269.95	6,993.78		

STATEMENT OF EXPENDITURES – CURRENT FUNDS
July 1, 1970 to June 30, 1971

SCHEDULE B-4

Dept. No.		Total	Salaries and Wages	Supplies and Expenses	Equipment	Buildings and Improvements
0100-1206	Office of Student Personnel					
	Services – Duluth	373,939.40	340,029.22	33,086.94	823.24	
0100-1207	Transportation – Duluth	15,228.40		15,228.40		
0100-1208	Student Personnel Office	215,028.03	205,225.51	7,032.19	758.40	2,011.93
0100-1209	Student Services – Morris	244,518.86	210,913.35	31,051.16	2,554.35	
0100-1210	Identification System	26,565.71	17,040.14	8,412.89	1,112.68	
0930-1210	Student Organization					
	Development Fund	342.80		342.80		
0930-1211	Alumni Fund Nursing					
	Student Services	566.75		566.75		
0100-1213	Bureau of Recommendations					
	– Educational Support	94,636.93	93,478.16	318.77	840.00	
0353-1214	Student Affairs – Waseca	13,744.01	10,000.05	3,743.96		
General Expense – Staff Benefits						
0100-1300	Staff Insurance and					
	Retirement	5,054,614.57		5,054,614.57		
0100-1301	Workmen's Compensation					
	Claims	77,942.62		77,942.62		
0100-1302	Unemployment Compensation					
	Claims	104,673.28		104,673.28		
0100-1303	Staff Housing Bureau	6,173.41	5,584.41	589.00		
0100-1304	Retirement Allowance	551,863.34	551,863.34			
0910-1304	Carnegie Foundation					
	Retirement Allowance	13,953.05	13,953.05			
0950-1304	Retirement Allowance					
	– Special	49,522.41	49,522.41			
0100-1305	State Employees Retirement					
	Costs	1,073,883.97		1,073,883.97		
0100-1306	Old Age and Survivors					
	Insurance Costs	2,272,918.56		2,272,918.56		
0100-1307	Staff Travel Insurance	7,523.26		7,523.26		
0100-1308	State Insurance and Health					
	Benefits Plan					
	– Employer	1,094,842.59		1,094,842.59		
0100-1309	Police Retirement	69,207.03		69,207.03		
0100-1315	Workmen's Compensation					
	Premiums	30,935.08		30,935.08		
General Expense – Other						
0100-1400	Office of the					
	Field Auditor	55,999.50	56,317.37	737.87–	420.00	
0100-1401	Department of					
	Alumni Relations	122,146.90	72,030.07	48,963.15	1,153.68	
0100-1402	Department of					
	University Relations	439,996.85	236,677.43	201,737.39	1,582.03	
0940-1402	University Relations					
	Presidents Endowment					
	Fund	1,248.34		1,248.34		
0100-1403	Glassblowing Shop	99,790.33	51,258.13	34,413.91	14,118.29	
0100-1404	Scientific Apparatus					
	Repair Shop	219,121.43	165,754.14	52,079.60	1,287.69	
0100-1405	Truck Service	340,507.17	110,950.62	130,311.50	99,245.05	
0100-1406	Convocations	30,961.91	9,552.50	21,409.41		
0100-1407	Bulletins and					
	Annual Reports	347,217.85		347,217.85		
0100-1410	Post Office and					
	Campus Mail	72,336.70	69,026.43	3,310.27		
0100-1411	Motor Vehicle Insurance	12,959.58		12,959.58		
0100-1412	University Press					
	Publications	107,484.00	29,200.08	78,283.92		
0100-1413	Department of Police	528,072.72	492,905.10	28,040.81	7,126.81	
0100-1414	Minnesota Alumni Fund	49,326.96	22,495.54	25,992.68	838.74	
0100-1416	General Expense	329,812.67		327,045.17	2,767.50	
0100-1417	News Service – Duluth	49,337.99	45,335.89	3,894.19	107.91	
0100-1418	Radiation and Environmental					
	Health	110,253.89	93,006.67	16,617.22	630.00	
0100-1419	Audio-Visual Resources					
	– Production Services	74,638.40	37,971.40	22,583.00	14,084.00	
0351-1419	Audio Visual Resources					
	– Equipment					
	Appropriation	7,441.46		149.76	7,291.70	

STATEMENT OF EXPENDITURES – CURRENT FUNDS
July 1, 1970 to June 30, 1971

SCHEDULE B-4

Dept. No.		Total	Salaries and Wages	Supplies and Expenses	Equipment	Buildings and Improvements
0100-1420	Audio-Visual Resources – Operations Support	163,524.55	143,050.12	14,082.47	6,391.96	
0351-1420	Audio-Visual Resources – Equipment Appropriation	28,440.48		6,927.12	21,513.36	
0930-1420	Audio-Visual Education Service Fund	304.74		304.74		
0910-1422	Minnesota Medical Foundation Executive Office Account	52,150.92	42,740.91	8,399.01	1,011.00	
0100-1424	Cedar Creek Natural History Area	11,832.17	9,012.00	1,988.43		831.74
0100-1428	Research Costs – Emergencies and Contingencies	15,943.27		15,068.87	874.40	
0100-1432	General Classroom Equipment	27,471.32		27,471.32		
0399-1432	General Classroom Equipment	58,870.43		58,870.43		
0100-1437	Office of International Programs	129,616.10	101,335.31	26,660.89	1,619.90	
0950-1437	Office of International Programs	41,132.40		41,132.40		
0100-1440	Printing Coordinator – Support	31,083.93	31,074.58	9.35		
0100-1456	University Planning Office	320,550.87	279,130.13	35,985.01	5,226.73	209.00
0399-1456	Planning Circulation and Parking	25,205.89		25,205.89		
0960-1456	Planning Office	1,796.50		1,796.50		
0100-1472	Debt Service G.M. Building	1,944.00		1,944.00		
0950-1479	Patent Contingency Fund	434.00	344.00	90.00		
0930-1480	Minn. Alumni Association Alumni Representative	394.88–		394.88–		
0930-1482	Minn. Alumni Association Special	2,011.08	2,017.20	6.12–		
0100-1488	Undergraduate Instructional Scientific Equipment Program – Mechanical and Aerospace Engineering	4,434.36–		128.95	4,563.31–	
0100-1493	Council on Liberal Education Development Fund	30,712.18	29,994.74	717.44		
0100-1494	Purchase of Building Debt Service – Interest	43,728.89		43,728.89		
0100-1497	UMD Alumni Association	10,532.56	8,089.93	2,442.63		
0100-1500	United States Office of Education Grant 03-87980 – Matching Funds	445.00–	445.00–			
0100-1502	Undergraduate Instructional Scientific Equipment Program – Agricultural Engineering – Matching Funds	2,408.51		216.81	2,191.70	
0100-1504	Undergraduate Instructional Scientific Equipment Program – Botany – Matching Funds	645.70		177.70	468.00	
0100-1510	Purchase of CDC 6600 Interest Payments	10,635.75		10,635.75		
0930-1511	Interest on Planetarium Bank Loan	5,224.98		5,224.98		
0920-1512	Office of Student Financial Aid Service Fund	5,975.50	2,202.91	3,257.41	515.18	
0100-1513	Purchase Nuclear Magnetic Resonance Spectrometer	25,673.11			25,673.11	
0100-1517	Undergraduate Instructional Equipment Grant 4-074781 – Duluth	898.86			898.86	
0100-1518	United States Office of Education Grant 4-087980 – Matching Funds	8.64–			8.64–	

STATEMENT OF EXPENDITURES – CURRENT FUNDS

July 1, 1970 to June 30, 1971

SCHEDULE B-4

Dept. No.	Total	Salaries and Wages	Supplies and Expenses	Equipment	Buildings and Improvements
0100-1519					
United States Office of Education Grant 4-074790					
– Matching Funds	651.27–		68.60	719.87–	
0100-1520					
United States Office of Education Grant 4-074784					
– Matching Funds	670.33		62.92	607.41	
0330-1521					
Temporary Investment					
– Educational Equipment . . .	1,177.54			1,177.54	
0100-1522					
NSF Undergraduate Instructional Scientific Equipment GY 6460					
Mechanical Engineering	5,979.55		1,162.47	4,817.08	
0100-1523					
NSF Undergraduate Instructional Scientific Equipment GY 6502					
– Food Science and Industries	394.75–			394.75–	
0100-1524					
NSF Undergraduate Instructional Scientific Equipment GY6392					
– Zoology	973.26		342.11	631.15	
0100-1525					
NSF Undergraduate Instructional Scientific Equipment GY6765					
– Botany	994.02			994.02	
0100-1526					
NSF Undergraduate Instructional Scientific Equipment GY6273					
– Biology – Duluth	295.58		105.00–	400.58	
0100-1527					
NSF Undergraduate Instructional Scientific Equipment GY 6803					
– Chemistry – Morris	2,277.46		2,261.48	15.98	
0100-1528					
International Agricultural Programs	55,995.70	53,753.36	1,349.94	892.40	
0330-1528					
International Agricultural Programs Special	1,060.02		327.94	732.08	
0100-1530					
Construction of Infrared Telescope	44,748.57	3,917.81	4,144.22	36,288.75	397.79
0910-1531					
The President's Fund	5,091.48		5,091.48		
0100-1532					
Special Projects	66,189.97	53,914.60	11,546.37	729.00	
0940-1533					
President's General Fund	1,141.73		1,141.73		
0100-1535					
Gaylord West Anderson Symposium	1.65		1.65		
0930-1535					
Gaylord West Anderson Symposium Gifts	10.35		10.35		
0100-1536					
Undergraduate Instructional Scientific Equipment – Agronomy and Plant Genetics	2,593.90		405.90	2,188.00	
0100-1537					
Undergraduate Instructional Scientific Equipment					
– Physics	7,923.49		616.25	7,307.24	
0100-1538					
Undergraduate Instructional Scientific Equipment – Geology					
– UMD	1,700.00			1,700.00	
0100-1539 ¹					
Undergraduate Instructional Scientific Equipment					
– Home Economics	2,258.00			2,258.00	
0100-1540					
Undergraduate Instructional Scientific Equipment					
– Sociology	3,900.00			3,900.00	
0100-1541					
Undergraduate Instructional Scientific Equipment					
– Civil Engineering	5,642.00		370.00	5,272.00	
0100-1542					
Managers Investment Expense					
– Permanent University Fund .	206,250.60		206,250.60		
0950-1542					
Managers Investment Expense					
– Group Investment Fund . . .	214,698.02		214,698.02		
0930-1543					
Discretionary Fund for Development	11,069.20		11,069.20		
0100-1600					
University Computer Services . .	433,510.62	82,996.50	78,873.93	271,640.19	
0351-1600					
University Computer Service					
– Equipment	24,093.00			24,093.00	
0100-1601					
University Computer Services					
– Support	225,109.18		225,109.18		
0950-1601					
University Computer Center Subsidy	575,532.85		575,532.85		
0100-1602					
Hybrid Computer Lab	45,238.24	45,238.24			
0100-1603					
West Bank Computer Center . . .	41,863.97	31,479.03	10,384.94		
0100-1610					
Duluth Computer Center	84,290.23	61,548.79	22,566.44	175.00	
0100-1611					
Morris Computer Center	4,838.15		4,838.15		

STATEMENT OF EXPENDITURES – CURRENT FUNDS
July 1, 1970 to June 30, 1971

SCHEDULE B-4

Dept. No.		Total	Salaries and Wages	Supplies and Expenses	Equipment	Buildings and Improvements
0100-1650	Computer Operations – Duluth	1,637.66		1,637.66		
	Total – All General Expense Items	\$ 20,936,520.90	\$ 6,750,262.49	\$ 13,569,049.34	\$ 610,837.76	\$ 6,371.31
	Instruction and Departmental Research – College of Liberal Arts					
0100-2000	Administration	\$ 1,235,587.36	\$ 1,060,260.63	\$ 131,877.05	\$ 42,549.04	\$ 900.64
0351-2000	Administration – Equipment Appropriation	34,921.23		8,377.43	26,543.80	
0100-2001	Anthropology	304,803.18	291,592.48	12,072.11	1,138.59	
0351-2001	Anthropology – Equipment Appropriation	4,905.14		2,316.24	2,588.90	
0100-2002	Art History	338,422.66	306,822.11	30,568.10	1,032.45	
0351-2002	Art History – Equipment Appropriation	5,885.86		2,192.36	3,693.50	
0100-2003	East Asian Languages	149,223.53	146,423.70	2,610.83	189.00	
0100-2004	Classics	235,736.21	224,718.65	10,407.28	610.28	
0351-2004	Classics – Equipment Appropriation	6,312.25	1,480.00	1,097.15	3,735.10	
0100-2005	Economics	664,287.02	634,489.99	29,607.03	190.00	
0100-2006	English	1,329,342.77	1,309,298.20	18,364.72	1,282.79	397.06
0207-2006	Morrill Nelson Fund	3,654.43	3,299.94	354.49		
0210-2006	Bankhead Jones Fund	40,382.28	36,465.30	3,916.98		
0351-2006	English – Equipment Appropriation	3,899.67		675.22	3,224.45	
0100-2007	Speech – Communication Department	17.25		17.25		
0100-2008	Geography	410,792.05	385,107.61	19,623.31	6,061.13	
0330-2008	Temporary Investment – Geography	973.01		286.03	686.98	
0351-2008	Geography – Equipment Appropriation	16,677.12		2,824.50	13,852.62	
0100-2009	French and Italian	390,021.42	382,425.03	6,660.00	936.39	
0351-2009	French and Italian – Equipment Appropriation	2,631.85		838.50	1,793.35	
0100-2010	Studio Arts	372,395.78	341,050.34	30,064.44	1,089.00	192.00
0351-2010	Studio Arts – Equipment Appropriation	18,841.89		6,249.15	11,792.74	800.00
0100-2011	German	307,689.25	296,124.27	10,491.18	1,073.80	
0100-2012	Language Laboratory	62,872.74	50,230.58	11,387.21	1,254.95	
0351-2012	Language Laboratory – Equipment Appropriation	13,115.41		2,311.03	10,804.38	
0100-2013	History	762,177.79	748,743.99	11,600.42	1,833.38	
0351-2013	History – Equipment Appropriation	7,335.23		291.90	7,043.33	
0100-2014	School of Journalism and Mass Communication	421,236.99	400,451.15	20,773.63	12.21	
0351-2014	Journalism and Communication – Equipment Appropriation	20,035.30		6,975.70	13,059.60	
0400-2014	William J. Murphy Endowment	76,783.62	45,608.92	30,526.32	648.38	
0100-2015	School of Social Work	361,417.22	342,150.64	19,266.58		
0900-2015	School of Social Work	3.00		3.00		
0100-2016	Department of Linguistics	168,946.73	164,489.12	3,900.61	557.00	
0351-2016	Linguistics – Equipment Appropriation	4,709.46		105.60	4,603.86	
0100-2017	Music	628,155.79	549,345.98	67,349.04	11,245.07	215.70
0351-2017	Music – Equipment Appropriation	45,740.29		167.04	45,573.25	
0100-2018	Afro-American Studies	170,076.92	157,173.02	11,016.40	1,887.50	
0351-2018	Afro-American Studies – Equipment Appropriation	5,422.61		488.87	4,933.74	
0100-2019	Philosophy	300,910.88	289,196.36	10,442.02	1,272.50	
0100-2021	Political Science	584,624.56	558,004.80	25,618.76	1,001.00	
0351-2021	Political Science – Equipment Appropriation	12,807.66		3,625.28	9,182.38	
0100-2022	Public Administration Center	198,949.13	185,570.71	10,954.59	2,423.83	
0100-2023	Psychology	712,740.15	656,004.48	54,402.18	2,333.49	

STATEMENT OF EXPENDITURES – CURRENT FUNDS
July 1, 1970 to June 30, 1971

SCHEDULE B-4

Dept. No.		Total	Salaries and Wages	Supplies and Expenses	Equipment	Buildings and Improvements
0351-2023	Psychology – Equipment					
	Appropriation	18,326.25		1,310.56	17,015.69	
0100-2024	Romance Languages	262.73		262.73		
0100-2025	Scandinavian	66,554.30	65,601.75	952.55		
0351-2025	Scandinavian – Equipment					
	Appropriation	529.00			529.00	
0100-2026	Sociology	776,950.43	726,451.63	38,080.09	12,418.71	
0351-2026	Sociology – Equipment					
	Appropriation	33,004.73		2,194.48	30,810.25	
0100-2027	Speech and Theater Arts	635,087.41	593,834.55	39,624.11	1,628.75	
0351-2027	Speech and Theater Arts					
	– Equipment Appropriation	7,988.54		2,156.43	5,832.11	
0100-2028	South Asian Languages	55,566.61	54,034.06	1,532.55		
0351-2028	South Asian Languages					
	– Equipment Appropriation	636.97		101.37	535.60	
0100-2029	American Indian Studies	85,798.18	81,242.50	4,104.41	451.27	
0351-2029	American Indian Studies					
	– Equipment Appropriation	2,484.32		718.77	1,765.55	
0100-2030	American Studies Program	52,921.45	50,585.28	2,336.17		
0100-2031	International Relations					
	and Area Studies	54,319.48	49,876.92	3,422.16	1,020.40	
0100-2032	Spanish and Portuguese	341,504.76	335,603.03	4,678.56	1,223.17	
0351-2032	Spanish and Portuguese					
	– Equipment Appropriation	1,759.10		118.60	1,640.50	
0100-2033	Library School	205,744.50	193,993.42	11,591.48	159.60	
0351-2033	Library School – Equipment					
	Appropriation	2,619.76		325.48	2,294.28	
0351-2034	Statistics – Equipment					
	Appropriation	1,971.89			1,971.89	
0100-2035	Family Study Center	80,738.32	74,008.35	5,276.23	1,453.74	
0351-2035	Family Study Center					
	– Equipment Appropriation	1,811.71		420.71	1,391.00	
0100-2036	Middle Eastern Languages	97,661.56	94,874.52	2,629.35	157.69	
0351-2036	Middle Eastern Languages					
	– Equipment Appropriation	939.62		780.66	158.96	
0100-2038	Slavic and East European					
	Languages	125,136.14	122,732.02	2,036.62	367.50	
0351-2038	Slavic and East European					
	Language – Equipment					
	Appropriation	638.30		69.85	568.45	
0100-2039	Comparative Literature					
	Program	3,014.03	1,620.00	1,394.03		
0100-2040	Communication Program	128,397.34	126,429.00	1,833.84	134.50	
0351-2040	Communication Program					
	– Equipment Appropriation	76.00		76.00		
0100-2041	Humanities Program	252,100.21	245,288.18	6,654.03	158.00	
0351-2041	Humanities Program – Equipment					
	Appropriation	5,830.18		146.15	5,684.03	
0100-2042	Natural Science Program	39,091.20	38,757.55	225.20	108.45	
0100-2043	Social Science Program	65,230.88	54,386.46	10,844.42		
0100-2044	Speech Science Pathology					
	and Audiology	226,842.89	221,206.78	5,424.61	211.50	
0351-2044	Speech Science Pathology					
	and Audiology – Equipment					
	Appropriation	35,624.67		2,652.01	32,210.49	762.17
0100-2050	Statistics – Administration	18.10				
0100-2051	Theoretical Statistics	173,647.63	170,488.85	2,148.78	1,010.00	
0100-2052	Applied Statistics	60,121.53	58,405.68	800.35	915.50	
0351-2052	Applied Statistics					
	– Equipment Appropriation	9,634.65			9,634.65	
0100-2053	Statistical Center	10,998.96	10,800.00	198.96		
	Total	\$ 14,097,043.02	\$ 12,936,748.53	\$ 779,831.93	\$ 377,194.99	\$ 3,267.57
 Institute of Technology						
0100-2100	Administration	\$ 315,488.16	\$ 272,683.86	\$ 40,738.76	\$ 1,665.54	\$ 400.00
0351-2100	Administration – Equipment					
	Appropriation	165,280.55	47.17	17,103.64	142,338.74	5,791.00
0100-2102	School of Architecture and					
	Landscape Architecture	378,377.89	353,384.27	23,352.92	1,640.70	
0100-2103	Civil Engineering and					
	Hydraulics	611,868.14	583,987.14	22,874.36	5,006.64	
0100-2104	Computer Information and					
	Control Science	236,309.34	213,735.31	22,574.03		

STATEMENT OF EXPENDITURES – CURRENT FUNDS
July 1, 1970 to June 30, 1971

SCHEDULE B-4

Dept. No.		Total	Salaries and Wages	Supplies and Expenses	Equipment	Buildings and Improvements
0100-2105	Electrical Engineering	892,127.87	848,803.37	39,968.09	2,745.41	611.00
0210-2105	Bankhead Jones Fund	6,954.63	6,280.02	674.61		
0100-2107	Mathematics	1,647,872.32	1,625,639.87	21,587.45	645.00	
0207-2107	Morrill Nelson Fund	10,052.02	9,077.04	974.98		
0210-2107	Bankhead Jones Fund	24,781.73	22,377.96	2,403.77		
0100-2111	School of Mechanical and Aerospace Engineering – Department of Mechanical Engineering	734,708.82	697,454.85	27,131.15	10,122.82	
0207-2111	Morrill Nelson Fund	3,433.14	3,100.14	333.00		
0210-2111	Bankhead Jones Fund	24,622.63	22,234.32	2,388.31		
0100-2112	School of Mechanical and Aerospace Engineering – Department of Aeronautics and Engineering	482,737.20	458,169.06	20,564.40	3,636.74	367.00
0207-2112	School of Mechanical and Aerospace Engineering – Department of Aeronautics and Engineering – Morrill Nelson Fund	3,100.62	2,799.90	300.72		
0100-2120	School of Chemistry – Chemistry	1,661,696.26	1,408,783.27	192,148.38	58,963.62	1,800.99
0399-2120	Chemistry Investment Income	378.09		378.09		
0100-2121	School of Chemistry – Chemical Engineering	626,360.06	585,099.51	30,436.30	9,261.34	1,562.91
0100-2130	School of Mineral and Metallurgical Engineering	35,320.14	371.79	3,098.35	31,850.00	
0100-2135	School of Earth Sciences – Geology and Geophysics	431,958.95	403,438.80	26,995.80	1,524.35	
0100-2140	School of Physics and Astronomy	1,181,737.06	1,130,282.74	47,711.81	1,419.49	2,323.02
	Total	\$ 9,475,165.62	\$ 8,647,750.39	\$ 543,738.92	\$ 270,820.39	\$ 12,855.92
Institute of Agriculture						
0100-2200	Administration	\$ 218,729.89	\$ 186,747.37	\$ 29,302.37	\$ 2,680.15	
0330-2200	Temporary Investment – Institute of Agriculture Administration	17,702.89		4,973.94	12,728.95	
0351-2200	Administration – Equipment Appropriation	3,122.55		194.90	2,927.65	
0100-2201	Information and Agricultural Journalism	109,529.16	86,894.44	21,425.67	1,209.05	
0330-2201	Temporary Investment – Information and Agricultural Journalism	11,897.82	10,813.00	1,084.82		
0100-2210	College of Agriculture, Forestry and Home Economics Administration	123,022.70	115,119.95	7,902.75		
0330-2210	Temporary Investment – Agriculture, Forestry and Home Economics	8,606.25		1,214.54	7,391.71	
0100-2211	Agricultural Economics	404,376.93	394,175.23	9,463.29	738.41	
0210-2211	Bankhead Jones Fund	3,829.27	3,457.52	371.75		
0330-2211	Temporary Investment – Agricultural Economics	180.48			180.48	
0100-2212	Agricultural Engineering	299,563.94	287,078.31	12,397.34	88.29	
0207-2212	Morrill Nelson Fund	6,808.79	6,172.08	636.71		
0210-2212	Bankhead Jones Fund	36,138.46	34,292.88	1,845.58		
0330-2212	Temporary Investment – Agricultural Engineering	1,788.86		1,788.86		
0351-2212	Agricultural Engineering – Equipment Appropriation	4,324.00		604.39	3,719.61	
0100-2213	Agronomy and Plant Genetics	326,603.29	317,740.38	8,862.91		
0351-2213	Agronomy and Plant Genetics – Equipment Appropriation	9,157.06		172.21	8,984.85	
0100-2216	Animal Sciences	604,121.76	571,247.31	31,419.01	1,455.44	
0207-2216	Morrill Nelson Fund Animal Science	3,950.00	3,949.92	.08		
0210-2216	Bankhead Jones Fund	1,420.00	1,420.08	.08		
0351-2216	Equipment Appropriation – Animal Science	8,798.85		1,412.09	7,386.76	
0100-2217	Entomology, Fisheries and Wildlife	338,154.28	325,014.86	11,497.27	1,561.22	80.93

STATEMENT OF EXPENDITURES – CURRENT FUNDS
July 1, 1970 to June 30, 1971

SCHEDULE B-4

Dept. No.	Total	Salaries and Wages	Supplies and Expenses	Equipment	Buildings and Improvements
0207-2217	Morrill Nelson Fund	10,104.00	10,104.00		
0210-2217	Bankhead Jones Fund	17,150.00	17,150.16	.16-	
0330-2217	Entomology, Fisheries and Wildlife	6,452.50		204.00	6,248.50
0100-2218	Food Science and Industries	213,904.60	204,574.09	8,515.48	815.03
0330-2218	Temporary Investment – Dairy Industries	20,436.02		261.54	20,174.48
0100-2219	School of Forestry	419,779.25	404,409.10	9,309.39	6,060.76
0210-2219	Bankhead Jones Instruction Fund	3,935.00	3,935.28	.28-	
0330-2219	School of Forestry – Temporary Investment	4,564.62		1,521.67	3,042.95
0351-2219	School of Forestry – Equipment Appropriation	4,959.53		518.03	4,441.50
0100-2220	School of Home Economics	732,866.29	704,304.84	22,887.92	5,673.53
0210-2220	Bankhead Jones Fund	14,530.00	14,530.46	.46-	
0330-2220	Temporary Investment	5,680.10		4,309.70	1,370.40
0351-2220	Home Economics – Equipment Appropriation	14,536.60		4,382.72	10,153.88
0100-2221	Horticultural Science	352,069.18	338,996.47	10,897.81	2,174.90
0330-2221	Temporary Investment – Horticultural Science	2,804.64		2,697.71	106.93
0351-2221	Horticulture – Equipment Appropriation	6,274.68		1,374.70	4,899.98
0100-2222	Plant Pathology and Physiology	265,285.64	256,094.24	9,191.40	
0330-2222	Temporary Investment – Plant Pathology and Botany	5,495.85		318.90	5,176.95
0100-2224	Rhetoric	243,235.75	235,800.17	6,033.33	1,402.25
0207-2224	Morrill Nelson Fund	4,925.00	4,925.16	.16-	
0210-2224	Bankhead Jones Fund	19,100.00	19,100.16	.16-	
0351-2224	Rhetoric – Equipment Appropriation	10,861.64		2,334.05	8,527.59
0100-2225	Soil Science	162,981.55	157,363.20	5,280.90	337.45
0330-2225	Temporary Investment – Soil Science	2,552.83		308.23	2,244.60
0100-2229	Lake Itasca Forestry and Biological Station	34,694.69	19,899.98	13,649.23	600.00-
	Total	<u>\$ 5,121,007.19</u>	<u>\$ 4,735,310.64</u>	<u>\$ 250,565.89</u>	<u>\$ 132,966.80</u>
					<u>\$ 2,163.86</u>
College of Medical Sciences					
0100-2400	Administration	\$ 228,917.30	\$ 158,298.79	\$ 48,716.21	\$ 18,992.30
0330-2400	Investment Income	1,391.83			1,391.83
0351-2400	Equipment Appropriation	14,607.16		5,635.75	8,971.41
0100-2401	Affiliated Hospitals Program	152,144.32	143,690.80		55.00
0100-2404	Mortuary Science	80,502.81	70,744.26	9,758.55	
0100-2405	Administration	294,025.66	269,301.15	23,057.83	1,666.68
0330-2405	Administration – Temporary Investment Income	8,996.44		8,787.44	209.00
0100-2406	Medical School – Curriculum	84,917.04	80,251.11	4,665.93	
0100-2410	Anatomy	302,746.87	282,089.24	19,289.21	1,368.42
0351-2410	Anatomy – Equipment Appropriation	4,218.09		1,442.59	2,775.50
0100-2411	Biochemistry	236,321.15	217,750.04	17,120.22	1,450.89
0351-2411	Biochemistry – Equipment Appropriation	9,743.00		294.00	9,449.00
0100-2412	Microbiology	300,569.40	255,470.75	40,551.24	4,356.90
0351-2412	Microbiology – Equipment Appropriation	1,792.21		1,028.13	710.50
0100-2413	Pathology	158,825.29	151,229.82	7,084.97	510.50
0100-2414	Pharmacology	204,217.17	189,912.05	12,592.20	1,712.92
0100-2415	Physiology	308,448.97	296,215.57	10,762.90	1,096.50
0100-2420	Anesthesiology	81,945.58	78,641.75	2,585.53	718.30
0100-2421	Dermatology	55,902.51	53,016.96	2,885.55	
0351-2421	Dermatology – Equipment Appropriation	1,119.26		315.07	804.19
0347-2422	Family Practice and Community Health	307,611.50	248,126.94	49,435.35	10,049.21
0100-2423	Internal Medicine	284,584.49	268,551.68	15,843.16	189.65
0100-2424	Laboratory Medicine	169,026.69	164,235.05	3,951.64	840.00
0351-2424	Laboratory Medicine – Equipment Appropriation	1,779.27		40.43	1,738.84

STATEMENT OF EXPENDITURES – CURRENT FUNDS
July 1, 1970 to June 30, 1971

SCHEDULE B-4

Dept. No.		Total	Salaries and Wages	Supplies and Expenses	Equipment	Buildings and Improvements
0100-2425	Neurology	138,016.24	134,327.03	3,689.21		
0330-2425	Neurology – Special	868.71		868.71		
0100-2426	Neurosurgery	78,009.18	75,012.65	2,996.53		
0100-2427	Obstetrics and Gynecology	184,936.59	177,615.19	7,321.40		
0100-2428	Ophthalmology	57,638.72	54,224.16	2,974.56	440.00	
0100-2429	Orthopedic Surgery	41,082.30	38,589.06	2,493.24		
0100-2430	Otolaryngology	77,263.24	74,433.57	2,829.67		
0100-2431	Pediatrics	238,621.01	229,719.10	5,811.48	3,090.43	
0351-2431	Pediatrics – Equipment Appropriation	6,023.21			6,023.21	
0100-2432	Physical Medicine and Rehabilitation	147,782.26	140,332.60	7,029.66	420.00	
0330-2432	Physical Medicine and Rehabilitation – Special	8,841.66		7,967.25	874.41	
0100-2433	Psychiatry	234,419.02	224,186.26	10,232.76		
0330-2433	Psychiatry – Special	14,705.46	37.50	6,317.53	8,350.43	
0100-2434	Radiology	168,085.61	159,767.30	7,401.31	917.00	
0351-2434	Radiology – Equipment Appropriation	5,676.66		69.34	5,607.32	
0100-2435	Surgery	295,127.57	274,085.79	20,174.28	867.50	
0330-2435	Surgery – Special	1,570.20		1,570.20		
0351-2435	Surgery – Equipment Appropriation	16,656.10		9,609.65	7,046.45	
0100-2450	Public Health	538,404.48	491,647.85	45,306.63	1,450.00	
0330-2450	Public Health – Temporary Investment	850.70		850.70		
0100-2470	Nursing	451,386.62	429,168.94	21,521.25	696.43	
0351-2470	Nursing – Equipment Appropriation	3,545.66		438.70	3,106.96	
	Total	\$ 6,003,865.21	\$ 5,430,672.96	\$ 461,716.48	\$ 107,947.68	\$ 3,528.09

College of Biological Sciences

0100-2500	Administration	\$ 129,234.74	\$ 115,313.57	\$ 9,614.91	\$ 4,306.26	
0100-2501	Biochemistry	364,455.37	338,211.58	24,410.79	1,833.00	
0351-2501	Biochemistry – Equipment Appropriation	20,066.70		698.56	19,368.14	
0100-2502	Ecology and Behavioral Biology	155,628.94	149,783.03	5,189.71	656.20	
0100-2503	Botany	412,564.09	396,059.28	15,780.31	724.50	
0351-2503	Botany – Equipment Appropriation	26,920.73		3,805.93	23,114.80	
0100-2504	Genetics and Cell Biology	334,022.86	325,513.69	8,509.17		
0351-2504	Genetics and Cell Biology – Equipment Appropriation	5,541.00		115.00	5,426.00	
0100-2505	General Biology Program	59,037.48	42,522.23	16,310.25	205.00	
0100-2506	Zoology	376,801.38	334,365.95	27,897.02	14,538.41	
0351-2506	Zoology – Equipment Appropriation	22,180.95		29.95	22,151.00	
0100-2507	Field Biology Program	23,427.31	13,329.62	9,727.94	369.75	
	Total	\$ 1,929,881.55	\$ 1,715,098.95	\$ 122,089.54	\$ 92,693.06	\$

College of Veterinary Medicine

0100-2600	Administration	\$ 226,999.79	\$ 160,295.89	\$ 54,458.38	\$ 11,592.65	\$ 652.87
0330-2600	Investment Income	7,147.25			7,147.25	
0100-2601	Anatomy	173,208.84	163,043.87	9,618.95	546.02	
0351-2601	Anatomy – Equipment Appropriation	10,037.00		131.74	9,905.26	
0100-2602	Bacteriology and Public Health	178,284.13	164,517.86	13,517.27	249.00	
0351-2602	Microbiology and Public Health	1,430.50			1,430.50	
0100-2603	Veterinary Medicine	267,331.67	262,367.45	4,716.22	248.00	
0351-2603	Veterinary Medicine – Equipment Appropriation	3,676.29		1,474.23	2,202.06	
0100-2604	Veterinary Diagnostic Labs	2,305.39		2,305.39		
0100-2605	Obstetrics and Gynecology	124,786.63	121,998.36	2,788.27		
0351-2605	Obstetrics and Gynecology – Equipment Appropriation	5,014.00			5,014.00	
0100-2606	Pathology and Parasitology	196,051.81	179,827.96	12,974.95	3,248.90	

STATEMENT OF EXPENDITURES – CURRENT FUNDS
July 1, 1970 to June 30, 1971

SCHEDULE B-4

Dept. No.		Total	Salaries and Wages	Supplies and Expenses	Equipment	Buildings and Improvements
0100-2607	Physiology and Pharmacology	224,559.02	213,859.84	9,485.25	1,213.93	
0351-2607	Physiology and Pharmacology – Equipment Appropriation	4,230.00		40.40	4,189.60	
0100-2608	Surgery and Radiology	271,933.84	218,795.11	50,631.36	2,507.37	
0351-2608	Surgery and Radiology – Equipment Appropriation	8,469.62		2,940.21	5,529.41	
	Total	\$ 1,705,465.78	\$ 1,484,706.34	\$ 165,082.62	\$ 55,023.95	\$ 652.87
0100-2700	School of Dentistry	\$ 2,130,166.86	\$ 1,600,460.78	\$ 444,663.11	\$ 78,416.97	6,626.00
0351-2700	Dentistry – Equipment Appropriation	26,454.98		12,021.90	14,433.08	
	Total	\$ 2,156,621.84	\$ 1,600,460.78	\$ 456,685.01	\$ 92,850.05	\$ 6,626.00
0100-2800	Law School	\$ 982,247.52	\$ 935,010.06	\$ 43,807.55	\$ 3,429.91	\$
0351-2800	Law School – Equipment Appropriation	3,903.59		692.64	3,210.95	
0100-2801	Law Library	266,911.46	174,822.68	91,919.28	169.50	
0352-2801	Law Library Books	25,000.00		25,000.00		
	Total	\$ 1,278,062.57	\$ 1,109,832.74	\$ 161,419.47	\$ 6,810.36	\$
0100-2900	College of Pharmacy	\$ 578,487.27	\$ 526,000.38	\$ 51,350.36	\$ 1,136.53	\$
0351-2900	Pharmacy – Equipment Appropriation	9,503.74		3,927.49	5,576.25	
	Total	\$ 587,991.01	\$ 526,000.38	\$ 55,277.85	\$ 6,712.78	\$
College of Education						
0100-3000	Administration	\$ 257,731.54	\$ 218,534.01	\$ 33,877.56	\$ 5,319.97	\$
0100-3002	Art Education	114,368.53	105,946.33	7,256.30	1,165.90	
0100-3002	Foundations of Education	201,814.21	192,744.69	9,069.52		
0100-3005	Secondary Education	535,425.37	479,272.16	53,792.75	2,360.46	
0330-3005	Secondary Education – Temporary Investment Income	3,781.09		3,781.09		
0351-3005	Secondary Education – Equipment Appropriation	57,317.08		9,466.62	47,850.46	
0100-3007	Elementary Education	503,972.04	460,464.93	43,507.11		
0351-3007	Elementary Education – Equipment Appropriation	28,378.33		19,212.43	9,165.90	
0100-3008	Music Education	135,980.84	125,040.50	8,831.24	2,109.10	
0351-3008	Music Education – Equipment Appropriation	3,207.76		65.75	3,142.01	
0100-3009	Educational Administration	212,869.50	196,451.72	14,321.28	2,096.50	
0100-3011	Psycho-Educational Clinic	61,523.32	57,036.83	4,486.49		
0100-3013	Student Teaching	290,872.29	170,527.20	118,843.09	1,502.00	
0100-3014	Special Education	46,800.12	46,800.12			
0350-3014	Special State	116,363.12	88,071.75	29,573.59	1,282.22	
0100-3015	Educational Psychology	435,593.40	423,806.99	13,586.41	1,800.00	
0100-3020	Vocational and Technical Education	45,608.48	42,691.76	2,916.72		
0100-3021	Agricultural Education	157,339.65	146,978.05	10,046.60	315.00	
0351-3021	Agricultural Education – Equipment Appropriation	2,252.17		662.00	1,590.17	
0100-3021	Business Education	15,561.38	14,395.28	1,166.10		
0100-3023	Distributive Education	57,931.32	53,668.14	4,263.18		
0100-3024	Home Economics Education	127,838.21	122,960.33	4,326.19	551.69	
0351-3024	Home Economics Education – Equipment Appropriation	942.95		72.00	870.95	
0100-3025	Trades and Industrial Education	170,439.72	160,031.79	8,478.17	1,929.76	
0351-3025	Trades and Industrial Education – Equipment Appropriation	585.75		65.20	520.55	
0100-3050	School of Physical Education	98,507.99	89,645.79	8,336.10	526.10	
0351-3050	Physical Education – Equipment Appropriation	1,468.16			1,468.16	
0100-3051	Physical Education for Men	219,678.48	205,620.65	11,127.07	2,930.76	
0100-3052	Recreational Leadership	86,468.37	84,463.33	2,005.04		
0100-3053	Physical Education for Women	243,589.51	228,689.59	12,786.50	2,113.42	
0100-3055	Intramurals for Men	102,688.20	92,815.52	9,686.68	186.00	

STATEMENT OF EXPENDITURES – CURRENT FUNDS
July 1, 1970 to June 30, 1971

SCHEDULE B-4

Dept. No.	Total	Salaries and Wages	Supplies and Expenses	Equipment	Buildings and Improvements	
0100-3056	Finance and Facilities – Physical Education and Athletics	223,178.10	49,071.73	173,809.37	297.00	
0100-3057	Department of Intramurals for Women	5,144.94	5,144.94			
	Total	\$ 4,565,221.92	\$ 3,860,874.13	\$ 619,418.15	\$ 84,929.64	\$
0100-3100	Summer Session	\$ 1,685,029.63	\$ 1,548,903.97	\$ 133,728.70	\$ 2,396.96	\$
0100-3101	1971 Summer Session	616,011.55	601,204.59	12,690.21	2,116.75	
	Total	\$ 2,301,041.18	\$ 2,150,108.56	\$ 146,418.91	\$ 4,513.71	\$
Graduate School						
0100-3200	Graduate School	\$ 420,101.25	\$ 356,471.06	\$ 63,522.55	\$ 107.64	\$
0402-3218	Mayo Foundation – Public Health	280,735.96	9,999.90	270,736.06		
	Total	\$ 700,837.21	\$ 366,470.96	\$ 334,258.61	\$ 107.64	\$
School of Business Administration						
0100-3300	Administration and School of Business Administration	\$ 1,451,746.65	\$ 1,365,558.23	\$ 83,135.69	\$ 2,852.73	\$ 200.00
0351-3300	Administration – Equipment Appropriation	30,734.67		5,750.01	24,984.66	
0100-3304	Industrial Relations Center	153,986.36	139,799.85	14,186.51		
0330-3304	Temporary Investment – Industrial Relations Center	458.00			458.00	
	Total	\$ 1,636,925.68	\$ 1,505,358.08	\$ 103,072.21	\$ 28,295.39	\$ 200.00
University of Minnesota –Morris						
0100-3400	Administration	\$ 284,720.19	\$ 215,832.96	\$ 53,243.18	\$ 15,644.05	\$
0351-3400	Administration – Equipment Appropriation	43,595.61		5,649.65	37,945.96	
0399-3400	Administration – Special	1,650.95		1,650.95		
0100-3401	Division of Education	210,623.53	174,038.20	36,585.33		
0100-3402	Division of Humanities	401,911.78	377,021.03	23,701.45	1,189.30	
0100-3403	Division of Science and Mathematics	292,423.47	273,867.93	17,902.54	653.00	
0100-3404	Division of Social Sciences	251,656.08	236,709.28	14,549.40	397.40	
	Total	\$ 1,486,581.61	\$ 1,277,469.40	\$ 153,282.50	\$ 55,829.71	\$
0100-3500	University College	\$ 164,895.31	\$ 136,087.04	\$ 27,891.02	\$ 917.25	\$
0940-3500	Living Learning Center	1,828.00		1,828.00		
	Total	\$ 166,723.31	\$ 136,087.04	\$ 29,719.02	\$ 917.25	\$
0100-3600	General College of the University	\$ 1,391,190.87	\$ 1,343,504.23	\$ 40,681.13	\$ 7,005.51	\$
0351-3600	General College – Equipment Appropriation	37,048.13		15,927.46	21,120.67	
	Total	\$ 1,428,239.00	\$ 1,343,504.23	\$ 56,608.59	\$ 28,126.18	\$
University of Minnesota –Duluth						
0100-3700	Administration	\$ 483,893.27	\$ 351,516.25	\$ 75,108.17	\$ 57,132.71	\$ 136.14
0348-3700	Basic Science Program for Medical Training Curriculum – Duluth	89,226.83	50,407.77	34,245.78	4,573.28	
0351-3700	Administration – Equipment Appropriation	171,534.79		18,141.06	151,717.48	1,676.25

STATEMENT OF EXPENDITURES – CURRENT FUNDS
July 1, 1970 to June 30, 1971

SCHEDULE B-4

Dept. No.		Total	Salaries and Wages	Supplies and Expenses	Equipment	Buildings and Improvements
0100-3703	Division of Education and Psychology	1,118,703.19	1,003,551.16	80,811.10	34,340.93	
0100-3704	Division of Science and Mathematics	900,052.50	859,800.68	32,999.49	7,252.33	
0348-3704	Division of Science and Mathematics	12,515.63	11,100.06	1,415.57		
0100-3706	Division of Humanities	931,299.14	894,133.68	31,494.11	5,671.35	
0100-3707	Division of Social Sciences	749,515.25	735,764.03	13,481.22	270.00	
0348-3707	Social Science Program for Medical Training	4,222.20	4,222.20			
0100-3708	Education Media	30,150.05	27,306.22	2,031.43	812.40	
0100-3710	Military Service	1,821.49	309.32	1,262.17	250.00	
	Total	\$ 4,492,934.34	\$ 3,938,111.37	\$ 290,990.10	\$ 262,020.48	\$ 1,812.39
Military Science						
0100-3800	Military Science – Army	\$ 12,846.63	\$ 11,009.88	\$ 1,836.75		\$
0100-3801	Naval Science	7,417.29	5,788.80	1,628.49		
0100-3802	Aerospace Studies	12,882.91	10,877.10	2,005.81		
	Total	\$ 33,146.83	\$ 27,675.78	\$ 5,471.05		\$
Technical Institute – Crookston						
0100-3900	Administration	\$ 23,976.89	\$ 17,221.86	\$ 6,755.03		\$
0330-3900	Temporary Investment	24,159.20		13,701.87	10,457.33	
0334-3900	Appropriation – Administration	433,065.63	254,422.05	165,926.40	12,717.18	
0351-3900	Administration – Equipment Appropriation	8,240.96		6,861.89	1,379.07	
0334-3901	Appropriation – Business Division	143,963.89	102,163.18	24,991.30	16,809.41	
0100-3902	Division of Agriculture	61,937.44	54,198.82	2,209.98	5,528.64	
0334-3902	Appropriation – Agriculture Division	186,920.10	144,459.06	32,983.30	9,477.74	
0351-3902	Agriculture – Equipment Appropriation	3,334.30		296.35	3,037.95	
0100-3903	Division of Education	31,860.90	31,860.90			
0334-3903	Appropriation – General Education	165,684.50	133,770.38	21,122.13	10,791.99	
0100-3904	Division of Food Management	2,058.00	2,058.00			
0334-3904	Division of Food Management	40,130.29	29,802.60	7,822.88	1,911.25	593.56
	Total	\$ 1,125,332.10	\$ 769,956.85	\$ 282,671.13	\$ 72,110.56	\$ 593.56
Technical College – Waseca						
0100-3950	Technical College	\$ 230.85	\$	\$ 230.85		\$
0330-3950	Waseca – Temporary Investment Income	1,380.00			1,380.00	
0351-3950	Waseca – Equipment Appropriation	15,933.30		12,001.93	3,931.37	
0352-3950	Books	12,720.52		12,720.52		
0353-3950	Administration	78,300.90	43,454.50	29,073.99	3,278.00	2,494.41
0353-3951	Business Office	11,583.51	9,298.26	2,210.25	75.00	
0353-3953	Agriculture Division	18,526.19	13,245.00	5,281.19		
	Total	\$ 138,675.27	\$ 65,997.76	\$ 61,518.73	\$ 8,664.37	\$ 2,494.41
Instructional Trust Funds						
0900-40xx	41xx up to 4250 Gifts and Grants – USPHS	\$ 6,224,641.32	\$ 2,162,195.70	\$ 3,910,874.82	\$ 147,838.22	\$ 3,732.58
0901-40xx	Gifts and Grants – USPHS	1,576,748.65	684,391.63	713,579.06	53,295.63	125,482.33
0904-40xx	41xx Gifts and Grants – USOE	2,338,472.38	526,808.40	1,754,912.96	56,463.16	287.86
0906-40xx	41xx Gifts and Grants – NSF	131,346.72	8,058.49	73,760.19	49,528.04	
0909-40xx	41xx Gifts and Grants – Other Federal Sources	1,363,805.60	492,234.97	860,581.53	10,989.10	

STATEMENT OF EXPENDITURES – CURRENT FUNDS

July 1, 1970 to June 30, 1971

SCHEDULE B-4

Dept. No.		Total	Salaries and Wages	Supplies and Expenses	Equipment	Buildings and Improvements
0910-40xx	Gifts and Grants – Foundations	239,080.85	176,644.52	60,272.30	1,417.87	746.16
0911-40xx	Gifts and Grants					
	– Ford Foundation	96,516.16	18,313.93	77,490.33	711.90	
0920-40xx	41XX Gifts and Grants					
	– Corporation and					
	Business	148,251.59	99,937.59	40,052.05	6,172.58	2,089.37
0930-40xx	41xx Gifts and Grants					
	– Individuals and others	1,528,979.03	1,188,343.09	302,073.53	30,609.81	7,952.60
0940-40xx	Gifts and Grants – Endowed	113,414.26	44,868.29	62,712.94	5,833.03	
0950-40xx	Gifts and Grants – Other					
	Current Funds	815.95		599.45	216.50	
	Total	\$ 13,762,072.51	\$ 5,401,796.61	\$ 7,856,909.16	\$ 363,075.84	\$ 140,290.90
	Total Instruction and Departmental Research	\$ 74,192,834.75	\$ 59,029,992.48	\$ 12,936,745.87	\$ 2,051,610.83	\$ 174,485.57

**Organized Activities
Relating to Instructional
Departments –**

**University of Minnesota
Hospitals**

0930-42xx	Gifts and Grants –					
	Individuals and Others	\$ 31,351.17	\$ 3,275.08	\$ 27,157.59	\$ 918.50	\$
0940-42xx	Gifts and Grants – Endowed	120,000.00		120,000.00		
0950-42xx	Other Current Funds	259,295.09	185,603.23	73,568.86	123.00	
0370-4205	Hospital Nursing Service –					
	Administration	657,592.63	357,642.81	288,524.03	11,425.79	
0370-4206	Auxiliary Nursing	310,035.90	288,323.46	21,712.44		
0370-4210	Operating Room	1,198,573.68	603,008.74	574,119.71	21,445.23	
0370-4211	Par	111,233.51	89,773.19	21,460.32		
0370-4212	Station 12	127,972.61	115,446.98	12,525.63		
0370-4222	Station 22	287,036.66	258,980.10	28,056.56		
0370-4223	Kidney Dialysis	201,084.23	169,942.28	21,321.99	9,819.96	
0370-4230	Station 30 – Ambulance Care	19,765.86	17,647.46	2,118.40		
0370-4231	Station 31	293,774.72	265,955.54	27,819.18		
0370-4232	Station 32	167,358.46	150,952.20	16,106.76	299.50	
0370-4235	Station 35	148,797.71	134,327.20	14,470.51		
0370-4240	Station 40	141,860.56	129,269.17	12,591.39		
0370-4241	Station 41	147,138.08	132,727.77	14,410.31		
0370-4242	Station 42	303,857.90	275,480.96	28,376.94		
0370-4244	Station 44	389,408.97	351,819.39	37,589.58		
0370-4245	Station 45	431,945.16	387,537.56	44,407.60		
0370-4246	Station 46	161,523.01	145,505.70	14,935.48	1,081.83	
0370-4247	Station 47	185,559.81	166,530.46	16,957.78	2,071.57	
0370-4248	Station 48	118,963.23	107,590.54	11,372.69		
0370-4249	Station 49	163,850.01	147,975.28	15,874.73		
0370-4250	Station 50	223,856.42	202,951.85	20,904.57		
0370-4251	Station 51	155,251.05	141,341.89	13,909.16		
0370-4252	Station 52	176,298.31	159,960.00	16,338.31		
0370-4255	Station 55	182,548.28	164,564.98	17,983.30		
0310-4256	Station 56	163,294.72	146,862.71	16,432.01		
0370-4257	Station 57	208,742.05	189,469.50	19,272.55		
0370-4258	Obstetrics	290,249.94	257,072.22	31,852.84	1,324.88	
0370-4259	Nursery	621.70		621.70		
0370-4271	Station 201	333,280.90	301,615.30	31,665.60		
0370-4272	Station 301	288,691.71	261,691.59	27,000.12		
0370-4273	Heart Catherization Lab	75,040.56	54,238.59	20,801.97		
0370-4281	Masonic 1	176,515.00	160,390.33	16,124.67		
0370-4282	Masonic 2	200,243.95	180,607.24	19,636.71		
0370-4283	Masonic 3	212,161.38	191,186.58	20,974.80		
0370-4291	Rehabilitation 4	126,682.02	115,253.53	11,428.49		
0370-4292	Rehabilitation 5	148,423.02	135,661.54	12,761.48		
0375-4295	Unassigned	41.49		41.49		
0100-4296	Community University					
	Health Project	30,214.51	30,214.51			
0370-4300	Administration	445,876.38	327,715.69	115,247.97	2,912.72	
0370-4301	Personnel	49,763.54	42,860.59	6,433.45	469.50	
0370-4302	Admissions	140,320.79	119,959.10	17,701.58	2,660.11	
0370-4303	Medical Records	249,978.40	198,719.76	32,532.39	18,726.25	
0370-4304	Stenographic Office	144,366.71	112,137.14	31,369.34	860.23	
0370-4305	Business Office	529,410.85	401,705.85	120,534.25	7,170.75	

STATEMENT OF EXPENDITURES – CURRENT FUNDS
July 1, 1970 to June 30, 1971

SCHEDULE B-4

Dept. No.		Total	Salaries and Wages	Supplies and Expenses	Equipment	Buildings and Improvements
0370-4306	Hospitals Operating Analysis	660,778.65	329,318.59	288,158.75	16,735.79	26,565.52
0370-4307	Materials Management	222,149.26	111,114.57	110,838.19	196.50	
0370-4308	Employee Health Service	26,825.03	8,541.28	18,283.75		
0370-4309	Communication Center	295,889.41	91,396.85	204,492.56		
0370-4310	Special Medical Services	890,030.47	741,755.98	148,274.49		
0370-4312	Special Medical Services – Anesthesiology	321,573.67	198,562.30	120,576.22	2,435.15	
0370-4314	Special Medical Services – Clinical Psychology	47,117.19	39,483.05	7,309.14	325.00	
0100-4315	Special Medical Services – Fellows in Health Science	291,826.68	291,826.68			
0370-4316	Special Medical Services – Neurological Lab.	39,089.48	26,130.75	9,312.03	3,646.70	
0370-4317	Cystometric Laboratory	2,984.68	2,678.50	306.18		
0370-4318	Electroencephalography	66,908.51	53,404.78	13,058.73	445.00	
0370-4319	Cardiodynamics Studies	38,726.00	33,931.07	4,059.79	735.14	
0370-4320	Laboratory Administration	324,671.52	224,383.25	95,844.82	4,443.45	
0370-4322	Laboratory Genetics	56,365.45	39,293.88	17,045.77	25.80	
0370-4323	Laboratory – Chemistry	953,481.36	607,602.05	303,706.16	42,173.15	
0370-4324	Laboratory Bacteriology	316,465.19	181,969.72	131,410.96	3,084.51	
0370-4325	Laboratory Coagulation	90,383.15	65,024.09	23,335.91	2,023.15	
0370-4326	Laboratory – Immunology	75,471.42	49,443.85	24,125.07	1,902.50	
0370-4327	Laboratory – Pulmonary Functions	23,722.88	13,784.83	9,439.75	498.30	
0370-4328	Laboratory – Hematology	199,715.92	141,519.48	56,700.03	1,496.41	
0370-4329	Laboratory – Special Hematology	87,030.86	73,195.13	13,652.73	183.00	
0370-4330	Laboratory – Out-Patient	11,949.37	6,228.51	5,720.86		
0370-4331	Laboratory – Heart Hospital	20,240.72	17,138.30	3,102.42		
0385-4331	Unassigned	155.06		155.06		
0370-4332	Laboratory – Masonic Hospital	16,844.21	15,288.45	1,555.76		
0370-4333	Electrocardiology	90,385.21	57,713.14	29,902.26	2,769.81	
0370-4334	Laboratory – Surgical Pathology	72,787.48	60,683.95	12,257.40	153.87–	
0370-4335	Laboratory – Heart Catheterization	84,785.56	58,807.96	19,125.22	6,852.38	
0370-4336	Blood Bank	672,991.10	207,124.58	463,645.27	2,221.25	
0370-4340	X-Ray Diagnosis	978,061.59	481,781.33	453,866.75	42,413.51	
0370-4342	Radiation Therapy	245,202.30	114,149.58	123,875.98	7,176.74	
0370-4344	Nuclear Medicine	134,654.98	78,155.86	56,359.62	139.50	
0370-4346	Pharmacy	1,584,153.07	346,828.39	1,230,856.06	4,332.88	2,135.74
0370-4348	Social Services	124,838.85	110,687.40	14,151.45		
0370-4350	Nursing Service – Administration09		.09		
0370-4358	Nursing Service – Operating Room	537.95–		197.55	735.50–	
0370-4359	Inhalation Therapy	152,685.51		147,580.65	5,104.86	
0370-4360	Central Service and Supplies	945,794.31	275,651.09	622,760.58	47,382.64	
0370-4361	Central Transportation Service	78,888.20	61,627.20	17,261.00		
0370-4362	Masonic Hospital Nutrition Service	162,430.54	105,874.66	56,555.88		
0370-4363	Cafeteria	256,132.60	135,163.52	120,162.08	807.00	
0370-4364	Nutrition Service	1,140,930.87	674,094.51	451,708.75	15,127.61	
0370-4365	Dietary Education and Training	76,839.63	74,897.60	1,942.03		
0370-4366	Environmental Services	990,134.90	922,341.06	63,806.61	3,987.23	
0370-4367	Environmental Services – Special	934,879.14	198,069.72	736,809.42		
0370-4368	Maintenance and Operations	448,587.01	342,372.00	104,619.94	1,595.07	
0370-4369	Powell Hall	152,229.77	107,957.98	44,021.79	250.00	
0370-4370	Printing Expense	85,381.41		85,381.41		
0370-4371	Advertising Expense	13,359.94		13,359.94		
0370-4372	Autopsy Room	19,960.90	17,480.07	2,338.73	142.10	
0370-4374	Utilities	168,340.39		168,340.39		
0370-4375	Major Equipment Acquisition and Replacement	53,977.86		919.43	53,058.43	
0370-4376	Building Maintenance and Modernization	431,435.00		336,271.12	82,809.77	12,354.11
0100-4377	Outpatient Dental Clinic	35,083.29	29,579.03	5,125.26	379.00	
0100-4378	Dermatology	4,649.77		4,276.39	373.38	
0100-4379	Otolaryngology	1,650.61		1,650.61		
0100-4380	Out-Patient Department – Administration	1,487,854.11	489,660.80	988,347.33	5,149.70	4,696.28
0100-4381	Out-Patient – Nursing	76,098.84	75,438.57	660.27		
0100-4382	Out-Patient Department – Pediatric Clinic	39,698.78	37,219.18	2,479.60		
0100-4383	North Clinic	60,922.51	56,463.55	4,458.96		
0100-4384	Emergency Room	129,431.09	121,378.24	6,815.27	1,237.58	

STATEMENT OF EXPENDITURES – CURRENT FUNDS

July 1, 1970 to June 30, 1971

SCHEDULE B-4

Dept. No.	Total	Salaries and Wages	Supplies and Expenses	Equipment	Buildings and Improvements	
0100-4385	Obstetrics –					
	Gynecology Surgery	70,267.82	64,826.98	5,216.44	224.40	
0100-4386	Medicine	43,121.70	38,569.49	3,802.21	750.00	
0100-4387	Out-Patient Department –					
	Ophthalmology	61,192.05	47,893.04	11,969.01	1,330.00	
0100-4388	Audiology – Out-Patient	94,634.84	91,534.18	2,806.13	294.53	
0100-4389	Out-Patient Department –					
	Cardiac Clinic	28,614.87	27,709.77	905.10		
0100-4390	Neurosurgery	115.50		115.50		
0100-4391	Family Practice	14,226.38	12,381.04	1,682.41	162.93	
0390-4394	Rehabilitation Center	1,243,554.12	828,349.12	415,205.00		
0375-4395	Psychopathic Hospital	1,241,650.84	944,155.16	294,768.51	181.17	
0380-4396	Child Psychiatry	468,802.22	334,544.44	132,772.42	1,485.36	
0371-4397	Hospital Community Service	46,000.00	35,255.77	8,289.51	2,454.72	
0370-4399	Receipts	2,941.45		2,941.45		
0910-43xx	Gifts and Grants – Foundations	1,729.30		678.84	1,050.46	
0930-43xx	Gifts and Grants –					
	Individuals and Others	186,430.53	1,627.31	91,948.61	92,620.69	
0940-43xx	Gifts and Grants – Endowed	225.67		225.67		
0950-43xx	Other Current Funds	1,863.91		690.14	1,173.77	
	Total	\$ 31,050,319.24	\$ 19,412,558.80	\$ 11,043,420.40	\$ 545,808.47	\$ 48,531.57
Other						
0100-4402	University High School	\$ 221,437.18	\$ 170,021.81	\$ 50,822.37	\$ 593.00	
0304-4403	Livestock Sanitary Board					
	Laboratory	222,808.80	154,088.78	54,610.40	14,109.62	
0310-4413	Livestock Sanitary Board	58,765.87	46,170.90	12,020.77	574.20	
0100-4414	Minnesota School Mathematics and					
	Science Center	19,595.72	19,595.72			
0100-4415	University Veterinary Hospital	117,979.63	118,146.53	166.90–		
0351-4415	Veterinary Hospital –					
	Equipment Appropriation	25,120.20		1,175.00	23,945.20	
0100-4447	Microelectronics Program	14,691.39–	5,939.43	20,745.82–	115.00	
0900-44xx	Unassigned	93.59–		93.59–		
0904-44xx	Unassigned					
0910-44xx	Gifts and Grants – Foundations	104,546.51	22,000.08	82,546.43		
0920-44xx	Gifts and Grants – Corporations	151.36	151.36			
0930-44xx	Gifts and Grants – Individuals					
	and Others	908.23	900.00	8.23		
095x-44xx	Other Current Funds	1,850,702.38	746,983.68	966,433.98	127,771.11	
	Total	\$ 2,607,230.90	\$ 1,283,998.29	\$ 1,146,610.87	\$ 167,108.13	\$ 9,513.61
Extension and Public Service						
General Extension Division						
0100-4500	Administration	\$ 331,346.48	\$ 302,518.01	\$ 25,127.41	\$ 3,701.06	
0100-4501	Evening and Special Classes	2,151,145.62	1,909,849.40	237,913.72	3,382.50	
0100-4502	Independent Study	241,750.13	192,585.87	48,401.13	763.13	
0100-4503	Drama Advisory Service	19,432.36	18,002.60	1,429.76		
0100-4504	Radio and Television	630,040.88	431,062.23	177,267.06	15,838.74	
0351-4504	Radio and Television – Equipment					
	Appropriation	176.20		176.20		
0100-4505	Municipal Reference Bureau	57,865.10	57,865.10			
0100-4506	Conference and Instruction	201,182.91	181,884.74	18,208.17	1,090.00	
0100-4507	Audio-Visual Extension	378,220.76	187,905.98	105,639.35	84,675.43	
0100-4508	Community Service	68,481.24	42,451.79	26,155.45	126.00–	
0100-4509	Continuation Medical Education	14,898.46	12,283.13	2,176.33	439.00	
0100-4511	X-Ray Technician Instruction	20,286.40	20,135.90		150.50	
0100-4512	Nurses Instruction	9,565.28	4,726.16	4,839.12		
0100-4513	Continuing Education in					
	Business Administration	19,610.83	17,606.89	1,803.94	200.00	
0100-4514	Continuing Education in					
	Engineering and Science	21,783.23	19,896.00	1,887.23		
0100-4516	Special Classes	57,591.17	47,830.46	9,760.71		
0100-4517	Continuing Legal Education	109,476.10	37,905.32	68,307.50	3,263.28	

STATEMENT OF EXPENDITURES – CURRENT FUNDS

July 1, 1970 to June 30, 1971

SCHEDULE B-4

Dept. No.	Total	Salaries and Wages	Supplies and Expenses	Equipment	Buildings and Improvements	
0100-4519	Continuing Education in World Affairs	53,120.89	45,995.56	7,125.33		
0100-4580	Continuing Education in Art	14,438.52	11,346.00	3,092.52		
0100-4581	Continuing Labor Education	14,044.72	14,044.72			
0100-4582	MacPhail Center	320,474.21	124,509.04	195,965.17		
0100-4583	Continuing Education in Pharmacy	5,712.67	5,449.92	262.75		
0100-4584	Continuing Education in Dentistry	6,875.83	6,875.83			
0100-4585	Continuing Education in Social Work	16,897.90	15,820.41	1,077.49		
0100-4586	Rochester Extension	47,459.02	25,934.74	14,649.98	6,874.30	
0100-4591	Conferences and Institutes	77,317.53		77,317.53		
0100-4592	Conferences and Institutes	78,799.46		78,208.07	591.39	
0100-4593	Conferences and Institutes	159,597.73	21.65	159,576.08		
0100-4594	Conferences and Institutes	179,763.45		179,763.45		
0100-4595	Conferences and Institutes	61,958.38		61,958.38		
0100-4596	Conferences and Institutes	6,142.93		6,142.93		
0100-4597	Conferences and Institutes	1,528.10		1,528.10		
0100-4598	Conferences and Institutes	29,047.93		29,047.93		
0100-4599	Conferences and Institutes	13,321.29		13,321.29		
	Total	\$ 5,419,353.71	\$ 3,734,507.45	\$ 1,558,130.08	\$ 120,843.33	\$ 5,872.85
Agriculture Extension						
0100-4530	General Operations and Maintenance Fund	\$ 125,333.98	\$ 125,409.18	\$ 75.20	\$	
0202-4530	Smith-Lever Fund Amended	2,419,628.38	2,183,071.16	222,332.32	14,224.90	
0205-4530	Expanded Nutrition Education Program	705,010.59	535,419.66	160,030.59	9,560.34	
0217-4530	Agricultural Marketing Fund	28,326.00	27,318.04	1,007.96		
0300-4530	Agricultural Extension Service Fund	3,083,492.28	2,313,426.64	749,090.68	20,320.67	
0330-4530	Temporary Investment – Agriculture Extension	10,000.00		1,641.33	8,358.67	
	Total	\$ 6,371,791.23	\$ 5,184,644.68	\$ 1,134,027.68	\$ 52,464.58	\$ 654.29
Other Extension and Public Service						
0900-44xx	Unassigned	\$ 135.00	\$	\$ 135.00	\$	
0100-4480	Neighborhood Youth Corps Program	3,881.65	3,375.00	506.65		
0100-4481	UMD – Drug Education Program	9,768.80	9,003.66	765.14		
0100-4483	Instructional TV Study	8,679.50	3,050.01	5,629.49		
0100-4485	Drug Information and Education Program	35,994.93	27,430.42	8,564.51		
0330-4489	Surficial Mapping	2,571.13		359.93	2,211.20	
0354-4489	Surficial Mapping	30,161.17	14,759.67	15,401.50		
0350-4490	Law Enforcement Education	92,902.22	75,270.91	16,738.36	892.95	
0100-4495	U.S. Department of State Concert Band Trip	3,220.95		3,220.95		
0100-4497	Center for Urban and Regional Affairs	131,217.12	114,138.87	14,626.03	2,452.22	
0350-4497	Center for Urban and Regional Affairs	523,563.31	379,092.83	143,738.98	731.50	
0350-4498	Study of Training Career in Fire Prevention and Protection	37,985.60	25,307.39	11,818.21	860.00	
0100-4520	Museum of Natural History	241,022.17	228,598.93	10,980.70	1,442.54	
0350-4520	Museum of Natural History	21,887.28	11,615.40	8,215.33	2,056.55	
0351-4520	Museum of Natural History	14,022.57		2,433.73	11,588.84	
0100-4521	Ore Estimate Division	40,908.30	37,342.08	3,215.82	350.40	
0100-4522	Southern School of Agriculture – Waseca	312,453.40	239,681.10	63,404.78	5,506.71	
0100-4531	Office of Special Programs	26,219.20	26,219.20			
0312-4533	Hybrid Corn Maturity Tests (Special State)	27,557.55	18,868.18	8,689.37		
0313-4534	State Aid – School of Agriculture Students	7,462.50		7,462.50		
0350-4537	Industrial Relations Education (Special State)	93,654.81	71,026.90	22,350.41	277.50	

STATEMENT OF EXPENDITURES – CURRENT FUNDS

July 1, 1970 to June 30, 1971

SCHEDULE B-4

Dept. No.	Total	Salaries and Wages	Supplies and Expenses	Equipment	Buildings and Improvements
0330-4538	Geology Mapping	6,186.57		6,186.57	
0340-4538	Geology Mapping	91,837.61	46,216.56	45,621.05	
0100-4539	University Artists Course Special	56,678.21	52,469.24	2,401.20	1,807.77
0341-4555	Soil Mapping	20,529.11	16,557.45	3,971.66	
090x-45xx	Gifts and Grants – Federal	1,098,841.12	995,916.89	102,924.23	
090x-46xx	Gifts and Grants – Federal	3,139,470.40	1,360,235.89	1,765,577.20	13,330.31
091x-45xx	46xx Gifts and Grants – Foundations	458,276.93	269,772.30	185,391.29	1,050.00
0920-46xx	Gifts and Grants – Corporations and Business	261,272.00	157,882.94	92,925.61	10,463.45
093x-45xx	46xx Gifts and Grants Individuals and Others	1,390,839.27	798,013.91	586,839.03	5,771.92
0940-44xx	46xx Gifts and Grants – Endowed	91,308.49	54,972.36	35,896.05	440.08
0950-44xx	45xx, 46xx Other Current Funds	2,270,795.09	429,616.76	1,805,674.01	33,090.56
	Total	\$ 10,544,592.06	\$ 5,466,434.85	\$ 4,974,953.39	\$ 94,324.50
					\$ 8,879.32

Libraries

0100-4700	Minneapolis	\$ 2,954,865.28	\$ 2,273,170.93	\$ 675,985.30	\$ 3,644.14	\$ 2,064.91
0330-4700	Minneapolis	7,500.00		7,500.00		
0351-4700	Minneapolis – Equipment Appropriation	19,084.62		9,169.12	9,915.50	
0352-4700	Minneapolis – Books	207,724.41		207,724.41		
0100-4701	St. Paul	313,943.88	212,361.89	99,263.59	1,579.40	739.00
0351-4701	St. Paul – Equipment Appropriation	37.30		37.30		
0352-4701	St. Paul – Books	25,000.00		25,000.00		
0100-4702	Duluth	256,618.67	190,637.70	65,222.87	758.10	
0352-4702	Duluth – Books	113,906.08		113,906.08		
0100-4703	Morris	112,646.69	71,071.63	36,189.66	5,385.40	
0352-4703	Morris – Books	75,057.45	6,887.91	68,169.54		
0100-4704	Crookston	12,024.00	12,024.00			
0334-4704	Appropriation – Crookston	87,008.76	42,145.82	24,193.24	20,669.70	
0351-4704	Crookston – Equipment Appropriation	11,720.78		6,262.30	5,458.48	
0352-4704	Crookston – Books	13,801.02		13,801.02		
0100-4705	Biomedical	318,683.35	185,143.13	131,663.69	1,876.53	
0330-4705	Biomedical Library – Investment Income	3,960.00		3,960.00		
0100-4772	Minnitex Support	13,115.64	9,056.04	4,059.60		
090x-4700	Gifts and Grants – Federal	54,899.41	19,186.73	35,565.24	147.44	
0910-47xx	Gifts and Grants – Foundations	43,630.91	20,024.13	23,277.78	329.00	
0920-47xx	Gifts and Grants – Corporations and Business	198.83		198.83		
0930-47xx	Gifts and Grants – Individuals and Others	49,463.08	9,682.27	39,780.81		
0940-47xx	Gifts and Grants – Endowed	8,810.73	1,092.00	7,718.73		
	Total	\$ 4,703,700.89	\$ 3,052,484.18	\$ 1,598,649.11	\$ 49,763.69	\$ 2,803.91

Organized Research
Budgeted Research
– Agricultural Experiment
Station

0100-4800	Central Experiment Station – Support	\$ 310,419.60	\$ 242,101.34	\$ 66,890.64	\$ 1,427.62	\$
0203-4800	Consolidated Hatch Fund	892,982.90	811,788.70	79,744.20	1,450.00	
0204-4800	McIntire-Stennis Fund	75,532.89	70,663.35	4,308.54	561.00	
0216-4800	Bankhead-Jones Regional Research Fund Section 9(b)3	180,101.20	160,976.36	19,124.84		
0302-4800	General Agricultural Research	1,344,876.03	1,157,971.14	176,701.85	10,203.04	

STATEMENT OF EXPENDITURES – CURRENT FUNDS
July 1, 1970 to June 30, 1971

SCHEDULE B-4

Dept. No.	Total	Salaries and Wages	Supplies and Expenses	Equipment	Buildings and Improvements
0314-4800	Potato Processing Research Laboratory Fund	31,618.93	26,628.00	3,715.93	1,275.00
0316-4800	Soybean Research	113,086.04	102,824.44	10,261.60	
0330-4800	Temporary Investment	9,700.00			9,700.00
0342-4800	Forest Research Center – Cloquet	38,476.65	33,794.74	4,681.91	
0203-4812	Agriculture Experiment Station – Agricultural Engineering	19,600.41	3,206.96	9,118.01	7,275.44
0302-4812	Agricultural Engineering	43,291.26	4,188.82	23,426.19	10,485.97
0316-4812	Agricultural Engineering	7,889.54	1,957.19	5,179.66	752.69
0203-4813	Agronomy and Plant Genetics	3,579.19	4,002.60	4,112.09	4,535.50–
0216-4813	Agronomy and Plant Genetics	2,001.72	892.28	1,109.44	
0302-4813	Agronomy and Plant Genetics	108,821.19	26,298.12	64,381.15	18,141.92
0316-4813	Agronomy and Plant Genetics	18,416.26	6,140.59	8,888.46	3,387.21
0203-4814	Agriculture Economics	40,124.79	15,370.89	24,753.90	
0216-4814	Agriculture Economics	6,648.88	2,870.38	3,778.50	
0302-4814	Agriculture Economics	47,893.80	19,436.83	28,256.97	200.00
0203-4815	Biochemistry	14,877.63		13,650.69	1,226.94
0216-4815	Biochemistry	5,485.38	3,020.26	2,465.12	
0302-4815	Biochemistry	1,953.61	1,955.41	1.80–	
0203-4816	Animal Science	49,018.38	23,912.03	23,015.27	2,091.08
0216-4816	Animal Science	38,616.66	3,453.40	33,768.20	1,395.06
0302-4816	Animal Science	66,930.37	8,024.44	40,230.07	17,775.86
0203-4817	Entomology, Fisheries and Wildlife	30,976.66	12,546.80	12,622.00	5,807.86
0204-4817	Entomology, Fisheries and Wildlife	616.00		616.00	
0216-4817	Entomology, Fisheries and Wildlife	13,570.76	7,354.21	2,524.27	3,692.28
0302-4817	Entomology, Fisheries and Wildlife	75,242.20	16,182.66	50,330.02	8,729.52
0203-4818	Food Science and Industry	24,684.27	8,397.09	8,471.52	7,815.66
0302-4818	Food Science and Industry	62,678.94	4,762.71	12,796.65	45,119.58
0203-4819	School of Forestry	13,134.51	5,723.17	6,500.12	911.22
0204-4819	School of Forestry	28,467.21	5,211.82	18,667.44	4,687.95
0216-4819	School of Forestry	2,564.01	734.83	1,829.18	
0302-4819	School of Forestry	80,198.20	18,632.76	41,985.68	19,579.76
0342-4819	School of Forestry	28,582.70	8,332.40	11,338.83	8,911.47
0203-4820	School of Home Economics	14,791.99	2,720.17	10,531.31	1,540.51
0216-4820	School of Home Economics	1,401.55		1,401.55	
0302-4820	School of Home Economics	16,713.56	7,890.16	6,437.95	2,385.45
0203-4821	Horticultural Science	17,594.10	5,711.05	9,393.55	2,489.50
0216-4821	Horticultural Science	788.38		265.88	522.50
0302-4821	Horticultural Science	79,713.48	26,410.93	38,157.19	14,135.87
0203-4822	Plant Pathology	8,803.30	3,515.44	6,608.99	1,321.13–
0204-4822	Plant Pathology	8,919.46	1,027.60	3,858.36	4,033.50
0302-4822	Plant Pathology	70,788.44	17,074.57	29,612.17	14,939.32
0316-4822	Plant Pathology	4,552.81	836.18	2,716.63	1,000.00
0203-4825	Soil Science	38,517.64	11,994.53	24,037.73	2,485.38
0216-4825	Soil Science	5,964.30	1,805.37	926.02	3,232.91
0302-4825	Soil Science	72,533.17	14,774.46	41,670.76	15,858.48
0316-4825	Soil Science	7,395.52	3,399.87	3,549.65	446.00
0203-4826	College of Veterinary Medicine	20,730.10	7,201.80	7,333.20	6,195.10
0216-4826	College of Veterinary Medicine	15,158.92	585.58	11,429.59	3,143.75
0302-4826	College of Veterinary Medicine	43,649.30	12,590.60	28,660.57	2,398.13
0203-4827	Rural Sociology	9,471.29	5,536.24	3,430.25	504.80
0302-4827	Rural Sociology	5,912.28	3,444.45	2,467.83	
	Sub-Total	\$ 4,276,058.36	\$ 2,945,875.72	\$ 1,051,732.32	\$ 261,958.70
					\$ 16,491.62
0100-4801	Northwest Experiment Station	\$ 423,337.09	\$ 299,670.30	\$ 108,939.11	\$ 4,388.32
0100-4802	West Central Experiment Station – Morris	429,079.41	289,112.74	137,463.79	6,500.23
0100-4803	North Central Experiment Station – Grand Rapids	362,500.53	258,806.10	78,122.10	19,084.33
0100-4804	Northeast Experiment Station – Duluth	41,392.13	30,066.47	10,970.18	355.48
0330-4804	Horticulture Center – Duluth Investment Income	9,727.77		7,464.67	2,263.10

STATEMENT OF EXPENDITURES – CURRENT FUNDS

July 1, 1970 to June 30, 1971

SCHEDULE B-4

Dept. No.		Total	Salaries and Wages	Supplies and Expenses	Equipment	Buildings and Improvements
0100-4805	Southern Experiment Station – Waseca	345,469.67	204,143.54	126,060.63	13,875.23	1,390.27
0100-4806	Fruit Breeding Farm – Excelsior	120,284.95	79,087.75	41,189.66		7.54
0100-4807	Agriculture Experiment Station – Rosemount	322,175.66	169,472.16	109,121.47	44,227.56	645.53–
0100-4809	Cloquet Forest Research Center	70,454.11	54,712.74	14,738.81	259.00	743.56
0207-4809	Morrill Nelson Fund	3,972.00	3,972.00			
0330-4809	Temporary Investment – Cloquet	283.65		283.65		
0100-4810	Southwestern Experiment Station – Lamberton	116,557.67	68,013.52	36,092.66	6,586.38	5,865.11
0100-4811	Landscape Arboretum – Excelsior	33,041.19	22,570.80	10,062.99		407.40
	Total	\$ 6,554,334.19	\$ 4,425,503.84	\$ 1,732,242.04	\$ 359,498.33	\$ 37,089.98

**Organized Research
Budgeted Research
– Other Budgeted
Research**

0100-4900	Bureau of Institutional Research	\$ 183,945.57	\$ 170,625.13	\$ 12,702.92	\$ 617.52	\$
0100-4901	Geological Survey	43,835.53	40,458.85	3,376.68		
0330-4901	Temporary Investment Income	1,500.00		496.50	1,003.50	
0349-4901	Geological Survey	96,600.36	72,531.38	24,068.98		
0100-4903	Minnesota Center for Philosophy of Science	50,935.62	47,242.25	3,693.37		
0100-4904	Mines Experiment Station	140,595.89	126,466.88	7,014.34	1,483.25	5,631.42
0330-4904	Investment Income	6,866.66		5,901.30	965.36	
0349-4904	Mines Experiment Station	315,306.09	267,986.55	46,830.16	489.38	
0100-4906	Minnesota Center for Curriculum Studies	103,399.85	83,643.53	19,249.40	506.92	
0960-4906	8,757.68	3,908.77	3,864.50	984.41	
0100-4907	Bureau of Educational Research	71,688.60	66,125.65	4,737.95	825.00	
0100-4909	Research Grants	226,245.83	165,577.77	29,645.60	30,550.08	472.38
0303-4909	Medical Research Fund	135,153.67	43,888.66	68,765.55	22,499.46	
0330-4909	Investment Income	18,465.15		2,719.48	15,745.67	
0350-4909	General Research Fund	224,450.71	80,234.51	60,646.10	83,570.10	
0100-4910	Graduate School Research Center	310,406.88	258,051.10	50,713.71	1,642.07	
0100-4911	Institute of Child Development	244,011.33	225,360.18	17,853.05	798.10	
0330-4911	Temporary Investments – Institute of Child Development	152.84–		152.84–		
0350-4911	Institute of Child Development	80,664.93	60,995.74	19,385.19	728.76	284.00
0401-4911	Parents Institute Fund	25,130.75	63.60	24,338.39		
0302-4913	General Agricultural Research – Medicine	12,469.05	2,776.06	9,692.99		
0330-4915	Business and Economic Research	440.00			440.00	
0350-4915	Bureau of Business Research	37,885.20	28,323.57	9,561.63		
0321-4916	Psychiatry Research Fund – Special State Fund	159,233.63	108,662.00	43,566.71	7,004.92	
0950-4917	General Research – Medical School	7,969.26–	1,520.00	9,919.66–	430.40	
0950-4918	General Research – Public Health	96.93–		96.93–		
0950-4919	St. Anthony Falls Hydraulic Laboratory	109,836.96	81,044.99	27,497.47	1,294.50	
0950-4921	Research Equipment – Mines Experiment Station	13,609.58		427.62–	14,037.20	
0950-4922	Hormel Institute	173,749.05	70,216.30	97,037.57	1,275.00	5,220.18

STATEMENT OF EXPENDITURES – CURRENT FUNDS
July 1, 1970 to June 30, 1971

SCHEDULE B-4

Dept. No.		Total	Salaries and Wages	Supplies and Expenses	Equipment	Buildings and Improvements
0950-4923	General Research					
	– Dentistry	2,135.92	2,105.85	30.07		
0950-4932	1,234.13		1,234.13		
0100-4924	Social Sciences Research					
	Facilities Center	47,387.81	30,105.45	16,602.98	679.38	
0351-4924	Social Sciences Research					
	Facilities Center					
	– Equipment Appropriation	14,218.87		359.47	13,859.40	
0100-4925	Water Resources Research					
	Program	3,436.46	3,000.00	436.46		
0331-4926	Archeology Program for					
	Minnesota	17,366.34	9,947.49	7,418.85		
0337-4929	Control of Aquatic Nuisance					
	Organisms	40,601.11	32,889.20	7,366.01	345.90	
0950-4933	641.03		641.03		
0950-4935	Floating Disk Heart					
	Valve Royalty Fund	179.35		179.35		
0950-4943	50.00		50.00		
0950-4945	Particle Counter System					
	Royalty Fund	835.00		835.00		
0950-4946	Special Research in					
	Electrocardiography	3,957.58		357.58	3,600.00	
0338-4936	Research in Vegetation					
	Management in State Parks and Recreation Areas	24,005.60	14,516.38	8,548.21	941.01	
0339-4937	Study of Lake Shore					
	Development Trends	28,379.87	17,699.01	10,680.86		
0345-4938	Control of					
	Hypercholesterolemia	16,446.93	11,066.00	2,189.07	1,000.00	6,570.00
0100-4941	Center for Program					
	Learning Special					
	Allotment	1,139.60		1,139.60		
0346-4942	Multiple Sclerosis and					
	Other Special Nuerological Problems	166,260.37	135,852.10	28,486.52	1,921.75	
0100-4947	Scanning Electron Microscope					
	Matching Fund	4,027.14		13,842.14	9,815.00	
0100-4948	Business and Economic					
	Research – Duluth	6,281.07		5,197.32	1,083.75	
0350-4948	Business and Economic					
	Research – Duluth	6,253.47	4,466.09	1,537.38	250.00	
0100-4949	Space Science Center	93,604.61	69,991.84	16,754.93	4,282.78	2,575.06
0100-4951	Research Cost Sharing					
	– College of Liberal Arts	2,038.77		180.00	1,858.77	
0100-4952	Research Cost Sharing					
	– Institute of Technology	6,535.02		6,535.02		
0100-4954	Research Cost Sharing					
	– Medical Science	6,227.71		6,227.71		
0100-4955	Research Cost Sharing					
	– Biological Science	150.00		150.00		
0100-4956	Research Cost Sharing					
	– Education	1,579.21		1,579.21		
0345-4970	Control of					
	Hypercholesterolemia					
	– Chemical Engineering	8,918.69	3,924.79	4,553.97	439.93	
0345-4971	Control of					
	Hypercholesterolemia					
	– Mechanical Engineering	6,154.21	5,237.75	916.46		
0100-4972	Chemistry for Infrared					
	Spectrophotometer	17,200.00			17,200.00	
	Total	\$ 3,314,211.41	\$ 2,346,505.42	\$ 722,413.68	\$ 224,539.27	\$ 20,753.04
 Sponsored Research						
– Endowed						
	Institute of Technology	\$ 3,480.38	\$	\$ 3,480.38	\$	\$
	Institute of Agriculture	547.61		547.61		

STATEMENT OF EXPENDITURES – CURRENT FUNDS

July 1, 1970 to June 30, 1971

SCHEDULE B-4

Dept. No.	Total	Salaries and Wages	Supplies and Expenses	Equipment	Buildings and Improvements
College of Medical Sciences	357,245.57	235,726.20	104,933.22	16,300.95	285.20
College of Pharmacy	1,187.91		1,187.91		
College of Education	4,177.28	791.54	3,385.74		
Duluth	180.00		180.00		
Other	16,762.46	11,689.18	5,073.28		
Total	\$ 383,581.21	\$ 248,206.92	\$ 118,788.14	\$ 16,300.95	\$ 285.20

Sponsored Research – Gifts, Grants, and Contracts

College of Liberal Arts	\$ 1,892,187.41	\$ 1,076,307.84	\$ 794,271.09	\$ 21,348.48	\$ 260.00
Institute of Technology	9,165,279.72	4,550,954.75	3,991,419.72	595,641.07	27,264.18
Institute of Agriculture	1,379,122.05	826,757.26	490,164.74	58,394.62	3,805.43
College of Medical Sciences	14,762,939.06	7,290,261.75	6,773,642.93	679,784.95	19,249.43
College of Veterinary Medicine	527,097.11	304,386.90	204,816.42	17,893.79	
School of Dentistry	386,166.61	219,178.49	153,108.51	13,879.61	
Law School	66,013.58	56,455.40	9,244.68	313.50	
College of Pharmacy	202,722.13	102,670.32	79,279.11	20,772.70	
College of Education	1,216,005.13	658,526.58	478,706.14	78,772.41	
Graduate School	1,085,722.69	549,815.03	376,023.37	159,884.29	
School of Business Administration	379,932.44	239,665.43	138,500.51	1,766.50	
University of Minnesota – Duluth	138,009.34	52,703.36	62,752.44	22,553.54	
Other	1,465,079.29	803,123.18	613,531.59	48,424.52	
Total	\$ 32,666,276.56	\$ 16,730,806.29	\$ 14,165,461.25	\$ 1,719,429.98	\$ 50,579.04

Plant Services – Operations and Maintenance

Minneapolis Campus

0100-6000 Administration	\$ 431,750.91	\$ 409,516.72	\$ 14,988.24	7,245.95	\$
0100-6001 Telephone and Telegraph	367,232.25	53,115.82	313,489.43	627.00	
0100-6010 Repairs and Maintenance	3,904,074.07	103,497.76	3,226,923.28	119,282.51	454,370.52
0399-6010 Plant Services – Special	354,754.77		298,770.27	15,281.01	40,703.49
0960-6010 Temporary Investment – Repairs and Maintenance	53,058.10		17,636.12	256.90	35,165.08
0100-6011 Custodial	1,791,147.39	1,686,641.59	83,289.36	25,309.45	4,093.01
0100-6012 Utilities	726,619.84		726,619.84		
0100-6013 Heat	844,178.39	211,166.60	630,551.01		2,460.78
0100-6014 Repairs and Maintenance – Tunnels	138,063.31	76,354.54	56,326.12		5,382.65
0100-6015 General Expense	95,918.15	10,956.00	81,243.17	3,718.98	
0100-6016 Repairs and Maintenance – Utilities	93,550.42	27,681.92	63,588.62		2,279.88
0100-6017 Utilities – Physical Education and Athletics – Mayo Memorial Building	107,905.26		107,905.26		
0100-6020 Repairs and Maintenance	223,980.31	62,481.71	144,620.16	261.95	16,616.49
0100-6021 Custodial	110,820.23	99,930.23	10,890.00		
0100-6022 Utilities	115,006.98		115,006.98		
0100-6030 Repairs and Maintenance – Variety Club	44,672.34		44,672.34		
0100-6031 Custodial – Variety Club	16,354.05	15,150.05	1,204.00		
0100-6040 Repairs and Maintenance – Medical Sciences	76,627.61		76,200.71	192.90	234.00
0100-6041 Custodial – Medical Sciences	36,850.90	32,346.90	4,504.00		
0100-6050 Repairs and Maintenance – Animal Research Laboratories	118,383.84		114,032.84	4,351.00	

STATEMENT OF EXPENDITURES – CURRENT FUNDS
July 1, 1970 to June 30, 1971

SCHEDULE B-4

Dept. No.		Total	Salaries and Wages	Supplies and Expenses	Equipment	Buildings and Improvements
0100-6051	Custodial – Animal Research Laboratory	22,675.41	22,675.41			
0100-6080	Minneapolis Campus – Rented Space	450,693.73	8,714.87	441,874.86	104.00	
0960-6080	Minneapolis Campus – Rented Space	66,530.10		66,530.10		
0100-6090	Minneapolis Campus – Specials	60,372.51		60,374.11		1.60
0399-6090	Plant Services – Special	25,000.00			25,000.00	
0100-6100	Minneapolis Campus – Maintenance	310,148.79	22,842.00	236,797.38	15,937.95	34,571.46
0399-6100	Investment Income – Maintenance	710.70		15.26		695.44
	Sub-Total	<u>\$ 10,587,080.36</u>	<u>\$ 2,843,072.12</u>	<u>\$ 6,938,053.46</u>	<u>\$ 217,569.60</u>	<u>\$ 588,385.18</u>
Intercollegiate Athletic Fund						
0501-6010	Athletic Fund	\$ 270.11	\$	\$ 270.11	\$	\$
0501-6010	Williams Arena	12,197.51		12,197.51		
0501-6010	Cooke Hall	7,781.18		7,781.18		
0501-6010	Stadium	10,084.79		10,084.79		
0501-6010	Indoor Practice Building	6,808.64		6,808.64		
0501-6100	Maintenance Athletic Field	18,518.08		18,083.08	435.00	
	Sub-Total	<u>\$ 55,660.31</u>	<u>\$</u>	<u>\$ 55,225.31</u>	<u>\$ 435.00</u>	<u>\$</u>
	Total	<u>\$ 10,642,740.67</u>	<u>\$ 2,843,072.12</u>	<u>\$ 6,993,278.77</u>	<u>\$ 218,004.60</u>	<u>\$ 588,385.18</u>
St. Paul Campus						
0100-6200	Administration	\$ 27,692.36	\$ 27,657.49	\$ 34.87	\$	\$
0100-6210	Repairs and Maintenance	710,391.00	25,822.00	669,852.40	7,617.41	7,099.19
0100-6211	Custodial	497,042.23	472,215.06	20,293.77	4,533.40	
0100-6212	Utilities	224,017.65		224,017.65		
0100-6213	Heat	406,041.00	149,769.15	255,870.05	401.80	
0100-6214	General Expense	14,496.57		11,330.97	3,165.60	
0100-6215	Tunnels	28,489.13	9,933.50	3,464.73		15,090.90
0100-6220	St. Paul Campus Maintenance	88,720.72		87,510.85		1,209.87
0100-6250	University Farm – General Service and Maintenance	123,707.32	100,361.79	6,939.27	16,406.26	
0100-6290	St. Paul – Specials	47,756.19		47,756.19		
	Total	<u>\$ 2,168,354.17</u>	<u>\$ 785,758.99</u>	<u>\$ 1,327,070.75</u>	<u>\$ 32,124.47</u>	<u>\$ 23,399.96</u>
Duluth Campus						
0100-6300	Administration	\$ 66,733.38	\$ 65,851.87	\$ 515.51	\$ 366.00	\$
0100-6310	Repairs and Maintenance	477,214.05	353,175.34	94,000.01	23,534.82	6,503.88
0399-6310	Repairs and Maintenance	17,220.28		17,220.28		
0510-6310	University Services Fund	716.59		716.59		
0100-6311	Custodial	347,712.79	320,428.85	22,445.45	4,838.49	
0100-6312	Utilities	133,627.25		133,627.25		
0100-6313	Heat	278,065.07	176,357.92	101,166.47	341.04	199.64
0100-6314	Telephone and Telegraph	49,636.98		10,121.75	39,515.23	
0100-6320	Duluth Campus Maintenance	110,685.39	76,170.22	32,081.25	150.00	2,283.92
	Total	<u>\$ 1,481,611.78</u>	<u>\$ 1,002,105.95</u>	<u>\$ 441,288.04</u>	<u>\$ 29,230.35</u>	<u>\$ 8,987.44</u>
Morris Campus						
0100-6400	Plant Services Morris	\$ 80,757.87	\$ 23,956.08	\$ 25,044.38	\$ 11,134.56	\$ 20,622.85
0100-6402	Campus Maintenance	1,535.00		80.00	1,455.00	
0100-6410	Repairs and Maintenance	198,679.35	178,713.59	15,647.42	3,331.00	987.34
0100-6412	Utilities	96,945.88		96,945.88		
0100-6413	Heating and Mechanical Maintenance	91,592.16	81,784.46	7,788.66	2,314.50	295.46
	Total	<u>\$ 469,510.26</u>	<u>\$ 284,454.13</u>	<u>\$ 145,506.34</u>	<u>\$ 18,235.06</u>	<u>\$ 21,314.73</u>

STATEMENT OF EXPENDITURES – CURRENT FUNDS

July 1, 1970 to June 30, 1971

SCHEDULE B-4

Dept. No.	Total	Salaries and Wages	Supplies and Expenses	Equipment	Buildings and Improvements
Rosemount Research Center					
0100-6500 Administration	\$ 312,069.48	\$ 159,240.25	\$ 109,678.40	\$ 40,623.09	\$ 2,527.74
Crookston Campus					
0100-6600 Plant Services	\$ 241,662.61	\$ 112,983.50	\$ 108,260.12	\$ 18,342.77	\$ 2,076.22
0334-6600 Appropriation	93,372.99	71,340.33	19,582.66	250.00	2,200.00
Total	\$ 335,035.60	\$ 184,323.83	\$ 127,842.78	\$ 18,592.77	\$ 4,276.22
Physical Planning and Development					
0100-6700 Physical Planning and Development	\$ 18,652.66	\$ 14,304.00	\$ 4,348.66	\$	\$
0100-6701 Physical Planning and Design	32,062.63	19,832.33	12,230.30		
0100-6702 Engineering and Construction	57,911.89	43,288.55	14,623.34		
Total	\$ 108,627.18	\$ 77,424.88	\$ 31,202.30	\$	\$
Other Physical Plants					
0100-6900 Advisory Architect	\$ 2,746.83	\$	\$ 2,524.91	\$	\$ 221.92
0100-6901 President's Residence – Eastcliff	33,579.12	18,372.00	15,759.81	552.69–	
0100-6902 Flight Facilities	52,236.00	30,941.00	21,069.28	225.72	
0100-6903 St. Croix Observatory and Test Facility	2,461.70		2,461.70		
0500-6904 Campus Rentals Properties	54,196.70	10,755.42	43,378.55		62.73
0500-6905 Como Clinic Building Gifts and Grants – Endowed	841.86		841.86		
0940-69xx-10 Miscellaneous Property	2,467.10		2,467.10		
0910-6911 Stone Research Fund	31,499.32		20,474.56	11,024.76	
Total	\$ 180,028.63	\$ 60,068.42	\$ 108,977.77	\$ 10,697.79	\$ 284.65
Auxiliary Services					
0500 Minneapolis	\$ 24,862,716.31	\$ 8,830,875.26	\$ 15,450,864.31	\$ 410,069.03	\$ 170,907.71
0501 Athletics – Minneapolis	1,514,570.89	610,930.37	887,985.51	15,739.91	84.90–
0505 St. Paul	2,311,737.08	733,306.40	1,489,554.98	86,083.82	2,791.88
0510 Duluth	2,179,440.95	693,637.72	1,432,416.01	40,932.01	12,455.21
0511 Athletics – Duluth	238,648.55	46,761.45	188,088.71	3,798.39	
0515 Morris	1,052,891.77	310,904.63	702,491.39	25,417.76	14,077.99
0520 Crookston	292,808.32	93,212.47	193,593.74	1,823.11	4,179.00
05xx Other	245,977.62	110,114.96	129,413.62	6,449.04	
Total	\$ 32,698,791.49	\$ 11,429,743.26	\$ 20,474,408.27	\$ 590,313.07	\$ 204,326.89
Student Aid					
Gifts and Grants	\$ 7,507,271.20	\$ 3,062,941.81	\$ 4,363,247.88	\$ 81,081.51	\$
Endowed	503,360.26	9,972.20	484,938.22	8,449.84	
Total	\$ 8,010,631.46	\$ 3,072,914.01	\$ 4,848,186.10	\$ 89,531.35	\$
Total Current Expenditures	\$259,919,195.35	\$151,651,483.12	\$ 99,911,776.15	\$ 7,135,133.19	\$ 1,220,802.89
Total Plant Fund Expenditures	33,291,481.12	269.78	2,343,423.81	799,111.14	30,148,676.39
Grand Total	\$293,210,676.47	\$151,651,752.90	\$102,255,199.96	\$ 7,934,244.33	\$ 31,369,479.28

**STATEMENT OF INCOME AND EXPENDITURES
AUXILIARY SERVICES
July 1, 1970 to June 30, 1971**

SCHEDULE B-5

Summary	Balance July 1, 1970	Income	Expenditures
Project Revenue Fund Accounts			
Commonwealth Terrace – Phase I	\$ 8,895.14	\$ 81,808.26	\$ 34,593.76
Interest			21,290.50
Baily Hall	15,738.08–	150,310.30	134,566.13
Interest Account			22,159.50
Territorial Hall	2,149.29–	579,170.45	450,273.76
Interest Account			43,257.50
Addition to Comstock Hall	12,431.22–	322,837.31	298,288.54
Interest Account			23,292.50
Residence Hall Units (B) – Duluth	6,411.23–	54,135.84	31,286.20
Interest Account			8,030.00
Frontier Hall	61,554.08	619,143.45	458,163.82
Interest Account			40,556.58
Commonwealth Terrace – Phase II	29,227.30	74,311.37	22,531.51
Interest Account			25,496.49
Commonwealth Terrace – Phase III	38,458.91–	90,512.22	26,819.02
Interest Account			39,245.00
Griggs Hall – Duluth	20,828.59	181,025.61	112,914.28
Interest Account			22,983.55
Gay Residence Hall – Morris	5,004.53	50,585.33	34,551.83
Interest Account			16,457.00
Gay Residence Hall Addition – Morris	8,924.73	54,768.05	30,258.98
Interest Account			16,710.00
Independence Hall – Morris		107,104.50	48,299.60
Interest Account			19,500.00
Griggs Hall Addition – Duluth	27,710.80		1,058.62
Interest Account			19,800.00
Middlebrook Hall	197,567.80	1,062,023.07	731,236.74
Interest Account			114,263.67
Auxiliary Services – Dormitories and Dining Halls – Other	737,177.44	5,091,077.26	4,858,231.53
Total – Auxiliary Services – Dormitories and Dining Halls	\$ 1,021,701.68	\$ 8,518,813.02	\$ 7,706,116.61
Auxiliary Services – Student Services	1,568,934.35	14,854,418.34	13,663,367.58
Auxiliary Services – General Services	1,774,664.61	9,892,238.21	9,362,758.43
Auxiliary Services – Other Services	24,566.81	658,210.65	173,539.14
Total	\$ 4,389,867.45	\$ 33,923,680.22	\$ 30,905,781.76
Athletics – Minneapolis	61,846.27	1,645,950.68	1,570,231.20
Athletics – Duluth	1,768.73	280,467.12	238,648.55
Athletics – Morris	5,612.29–	56,037.17	68,691.85
Athletics – Crookston	228.45–	8,379.55	8,863.67
Grand Total	\$ 4,447,641.71	\$ 35,914,514.74	\$ 32,792,217.03

**STATEMENT OF INCOME AND EXPENDITURES
AUXILIARY SERVICES
July 1, 1970 to June 30, 1971**

SCHEDULE B-5

	Balance June 30, 1971		Salaries and Wages	Supplies and other Expenses	Equipment	Land Buildings and Improvements
	Transfers	Obligated				
\$ 27,928.53— 21,290.50	\$ 19,308.14	\$ 8,872.97	\$ 8,791.42	\$ 20,128.83 21,290.50	\$ 3,819.27	\$ 1,854.24
22,720.50 22,159.50	143.20	22,583.39	50,892.33	83,178.80 22,159.50	495.00	
43,300.59— 43,257.50	12,666.46	70,780.35	43,359.40	405,891.75 43,257.50	599.02	423.59
12,431.22 23,292.50		24,548.77		298,288.54 23,292.50		
11,761.73— 8,030.00		4,676.68	12,992.11	18,294.09 8,030.00		
43,021.75— 40,556.58	13,107.99	166,403.97	59,693.02	371,048.24 40,556.58	1,027.73	26,394.83
28,777.30— 25,496.49		52,229.86		22,531.51 25,496.49		
22,298.35— 39,245.00		2,935.94		26,819.02 39,245.00		
15,457.08— 22,983.55	204.00	73,278.84	42,748.74	70,165.54 22,983.55		
8,434.73— 16,457.00		12,603.30	12,439.08	15,639.75 16,457.00	4,038.00	2,435.00
23,054.73— 16,710.00		10,379.07	19,305.22	10,953.76 16,710.00		
19,500.00— 19,500.00		39,304.90	29,299.31	17,669.29 19,500.00	1,331.00	
26,652.18— 19,800.00				1,058.62 19,800.00		
277,459.29— 114,263.67	23,405.49	227,489.35	209,360.34	522,290.42 114,263.67	414.02—	
<u>13,435.16—</u>	<u>271,298.10</u>	<u>685,289.91</u>	<u>1,811,820.98</u>	<u>2,988,752.21</u>	<u>27,769.66</u>	<u>29,888.68</u>
\$ 92,887.41—	\$ 340,133.38	\$ 1,401,377.30	\$ 2,300,701.95	\$ 5,305,752.66	\$ 38,665.66	\$ 60,996.34
1,046,602.35—	408,844.14	1,304,538.62	4,813,288.59	8,569,916.67	151,550.99	128,611.33
623,431.20—	707,903.13	972,810.06	3,610,205.30	5,358,696.64	379,052.37	14,804.12
<u>425,929.02—</u>	<u>3,850.93</u>	<u>79,458.37</u>	<u>34,882.59</u>	<u>138,593.82</u>		<u>62.73</u>
\$ 2,188,849.98—	\$ 1,460,731.58	\$ 3,758,184.35	\$ 10,759,078.43	\$ 19,372,959.79	\$ 569,269.02	\$ 204,474.52
36,000.86—	101,842.58	277.69—	610,930.37	943,210.82	16,174.91	84.90—
42,944.64—	642.66		46,761.45	188,088.71	3,798.39	
11,248.92	4,107.82	11,125.87—	8,448.35	59,715.50	528.00	
		712.57—		8,863.67		
<u>\$ 2,256,546.56—</u>	<u>\$ 1,567,324.64</u>	<u>\$ 3,746,068.22</u>	<u>\$ 11,425,218.60</u>	<u>\$ 20,572,838.49</u>	<u>\$ 589,770.32</u>	<u>\$ 204,389.62</u>

STATEMENT OF THE INTERCOLLEGIATE ATHLETICS FUND
July 1, 1970 to June 30, 1971

SCHEDULE B-6

Balance at Beginning of Year

Reserve for Open Requisitions	\$ 35,212.96	
Reserve for Authorization in Process	23,522.72	
Reserve - Intercollegiate Athletics	101,931.94	-
Unencumbered Allotments	<u>3,110.59</u>	
Total		\$ 40,085.67-

Income

Student-Staff Privilege Books		\$ 184,258.05
Public Ticket Sales		
Football	\$863,452.85	
Basketball	108,172.90	
Hockey	59,711.81	
Baseball	3,585.64	
Other Sports	<u>13,945.30</u>	1,048,868.50
Athletic Programs		33,446.89
Radio and Television		176,077.91
Rent		23,324.30
Interest on Temporary Investments		17,767.17
Rose Bowl Receipts		90,000.00
Mailing Fees		7,416.17
Other Miscellaneous Income		<u>64,791.69</u>
Total Income		<u>1,645,950.68</u>
		\$1,605,865.01

Expenditures

Salaries		\$ 610,930.37
Supplies and Material		124,520.17
Communication Service		32,470.78
Travel		208,382.82
Transportation		1,457.01
Utilities		951.18
Rent		6,837.38
Repairs		41,614.83
Other Current Expense		294,235.15
Fellowships, Scholarships, Prizes and Awards		232,741.50
Equipment		16,174.91
Land and Building		<u>-84.90</u>
Total Expense		<u>1,570,231.20</u>

\$ 35,633.81

Transfers

Ending Balance		<u>17,808.48</u>
		<u>\$ 53,442.29</u>

Ending Balance

Reserve for Open Requisitions	\$ 54,981.09	
Reserve for Open Authorizations	46,861.49	
Reserve - Intercollegiate Athletics	48,122.60	-
Unencumbered Allotments	<u>277.69</u>	
Total		<u>\$ 53,442.29</u>

CURRENT EXPENDITURES – SALARIES AND WAGES

July 1, 1970 to June 30, 1971

SCHEDULE B-7

	Grand Total	Civil Service	Total Academic	Administration Deans and Directors
General Administration	\$ 4,086,471.59	\$ 3,152,539.91	\$ 933,931.68	\$ 732,103.46
General Expense	6,750,262.49	4,486,710.10	2,263,552.39	290,487.68
College of Liberal Arts	12,936,748.53	1,190,017.15	11,746,731.38	167,080.80
Institute of Technology	8,647,750.39	1,225,970.56	7,421,779.83	133,367.33
Institute of Agriculture	4,735,310.64	774,421.27	3,960,889.37	97,767.16
College of Medical Sciences	5,430,672.96	886,795.15	4,543,877.81	172,251.97
College of Biological Sciences	1,715,098.95	245,208.79	1,469,890.16	31,850.16
College of Veterinary Medicine	1,484,706.34	291,428.94	1,193,277.40	47,550.00
School of Dentistry	1,600,460.78	318,483.03	1,281,977.75	35,300.16
Law School	1,109,832.74	191,471.69	918,361.05	79,026.48
College of Pharmacy	526,000.38	86,464.00	439,536.38	55,250.16
College of Education	3,860,874.13	431,780.09	3,429,094.04	96,260.07
Summer Session	2,150,108.56	46,513.96	2,103,594.60	28,850.16
Graduate School	366,470.96	157,460.21	209,010.75	109,486.32
School of Business Administration	1,505,358.08	217,090.54	1,288,267.54	69,443.81
University of Minnesota – Morris	1,277,469.40	178,126.82	1,099,342.58	29,500.08
University College	136,087.04	35,682.68	100,404.36	
General College	1,343,504.23	109,406.42	1,234,097.81	73,300.08
University of Minnesota – Duluth	3,938,111.37	554,050.24	3,384,061.13	110,042.13
Military Science	27,675.78	27,610.68	65.10	
Crookston Technical Institute	769,956.85	158,427.23	611,529.62	3,066.67
Waseca Technical College	65,997.76	11,297.65	54,700.11	
Instructional Trust Funds	5,401,796.61	1,301,376.89	4,100,419.72	46,000.24
Organized Activities Relating to Instructional Departments:				
University Hospitals	19,412,558.80	16,928,549.17	2,484,009.63	41,604.56
Other	1,283,998.29	714,366.96	569,631.33	
General Extension Division	3,734,507.45	1,136,532.15	2,597,975.30	52,500.24
Agricultural Extension	5,184,644.68	934,835.92	4,249,808.76	
Other Extension and Public Service	5,466,434.85	2,011,786.21	3,454,648.64	26,468.02
Libraries	3,052,484.18	1,755,957.00	1,296,527.18	18,406.25
Agricultural Experiment Stations	4,425,503.84	2,244,391.46	2,181,112.38	
Other Budgeted Research	2,346,505.42	871,982.08	1,474,523.34	29,600.16
Plant Services				
Minneapolis Campus	2,843,072.12	2,820,572.12	22,500.00	22,500.00
St. Paul Campus	785,758.99	785,758.99		
Duluth Campus	1,002,105.95	1,002,105.95		
Morris Campus	284,454.13	284,454.13		
Rosemount	159,240.25	159,240.25		
Crookston Technical Institute	184,323.83	184,323.83		
Physical Planning and Development	77,424.88	69,591.54	7,833.34	7,500.00
Other Plant Services	60,068.42	60,068.42		
Total Plant Services	\$ 5,396,448.57	\$ 5,366,115.23	\$ 30,333.34	\$ 30,000.00
Sub-Total	\$120,169,812.64	\$48,042,850.18	\$72,126,962.46	\$2,606,564.15
Sponsored Research	16,979,013.21	7,515,357.76	9,463,655.45	1,775.00
Auxiliary Services	11,429,743.26	10,305,141.31	1,124,601.95	105,538.44
Student Aid-Fellowships, Scholarships and Prizes	3,072,914.01	18,925.44	3,053,988.57	
Grand Total	\$151,651,483.12	\$65,882,274.69	\$85,769,208.43	\$ 2,710,327.59
Equivalent Full-Time Number	16,159	9,432	6,727	100
Average Salary	\$ 9,385	\$ 6,985	\$ 12,750	\$ 27,175

CURRENT EXPENDITURES – SALARIES AND WAGES
July 1, 1970 to June 30, 1971

SCHEDULE B-7

Professors	Associate Professors	Assistant Professors	Instructors	Assistants and Associates	Agriculture Extension Assistants	Medical Fellows	Miscellaneous
\$ 18,357.96	\$ 1,355.52	\$ 77,867.92	\$ 76,552.94	\$ 17,351.12	\$ 10,342.76	\$	\$
768,581.85	330,010.38	307,988.17	362,243.72	183,336.17			20,904.42
3,793,330.91	1,511,539.01	1,442,291.16	1,549,225.57	3,029,197.90			254,066.03
3,062,470.18	1,386,961.19	1,025,960.48	217,920.06	1,515,843.60			79,256.99
2,074,795.46	644,217.37	601,807.90	285,295.91	236,817.94			20,187.63
2,073,533.74	788,229.66	946,027.80	429,842.13	85,913.81		33,668.54	14,410.16
676,264.26	205,167.82	212,512.09	28,267.79	303,095.80			12,732.24
394,051.52	246,983.16	297,741.78	188,640.86	6,480.00			11,830.08
418,512.35	335,947.74	353,682.38	92,244.58	23,990.34		19,250.16	3,050.04
502,250.01	204,656.12	16,720.08	93,407.89	12,940.47			9,360.00
150,280.62	30,700.18	78,370.36	66,244.06	56,316.00			2,375.00
1,024,905.67	691,925.82	535,622.80	748,117.21	299,160.06			33,102.41
421,547.46	369,107.52	412,954.58	298,919.12	404,137.75			168,078.01
23,167.63	15,975.06		56,655.92	3,725.82			
390,845.46	291,436.70	142,521.30	110,877.37	235,917.30			47,225.60
159,073.47	224,009.32	272,295.61	388,700.16	6,763.94			19,000.00
	12,330.00	21,752.64	54,764.57	11,557.15			
251,165.35	207,686.30	141,282.55	366,134.84	182,819.80			11,708.89
910,732.91	463,538.22	851,555.35	799,596.23	179,152.38			69,443.91
				65.10			
26,673.41	32,790.24	257,830.73	291,168.57				
20,500.08		22,200.03	12,000.00				
911,082.00	750,200.73	1,078,509.11	691,794.77	234,604.74		274,435.47	113,792.66
282,888.27	169,717.79	460,832.32	285,666.61	67,646.49		827,056.55	348,597.04
87,691.52	101,082.46	73,468.85	260,774.00	5,363.36			41,251.14
411,258.78	465,235.10	442,080.30	572,976.63	165,642.84			488,281.41
764,555.20	523,661.63	385,075.18	263,442.44	58,853.90	2,249,629.90		4,590.51
524,028.92	487,727.76	702,434.75	774,404.57	399,638.79	112,005.87	8,725.00	419,214.96
45,350.12	55,800.48	257,986.76	915,483.29	3,500.28			
433,428.06	278,078.18	428,972.72	252,642.71	773,077.46	10,472.23		4,441.02
453,722.33	139,774.32	286,302.98	290,868.20	219,322.56		14,220.80	40,711.99
			333.34				
\$	\$	\$	\$ 333.34	\$	\$	\$	\$
\$ 21,075,045.50	\$ 10,965,845.78	\$ 12,134,648.68	\$ 10,825,206.06	\$ 8,722,232.87	\$ 2,382,450.76	\$ 1,177,356.52	\$ 2,237,612.14
2,118,284.61	1,039,034.39	1,817,908.94	1,954,965.99	2,280,726.17		135,902.79	118,607.56
50,043.83	108,239.34	290,842.41	202,284.85	94,706.11		31,700.40	241,246.57
223,472.68	439,145.48	1,026,330.36	295,754.89	74,660.05		996,436.13	1,811.02
\$ 23,466,846.62	\$ 12,552,264.99	\$ 15,269,730.39	\$ 13,278,211.79	\$ 11,172,325.20	\$ 2,382,450.76	\$ 2,341,395.84	\$ 2,595,655.25
1,104	793	1,149	1,232	1,577	185	316	271
\$ 21,264	15,823	\$ 13,291	\$ 10,775	\$ 7,083	\$ 12,850	\$ 7,402	\$ 9,580

**SUMMARY STATEMENT OF CURRENT FUNDS
FEDERAL APPROPRIATIONS
July 1, 1970 to June 30, 1971**

SCHEDULE B-8

Fund No.	Balance at Beginning of Year	Schedule B-1 Income	
		Appropriations(1)	Other
0202 Smith-Lever Fund Amended	\$ 60,319.77-	\$ 2,431,331.00	\$
0203 Consolidated Hatch Fund	82,061.24-	1,321,167.61	
0204 McIntire-Stennis Fund	2,497.35	103,977.68	8,000.00
0205 Smith-Lever Expanded Nutrition Program	144,559.71	518,296.00	
0207 Morrill-Nelson Act		50,000.00	
0210 Bankhead-Jones, Instruction		192,844.00	
0216 Bankhead-Jones, Section 9(b) 3 Act	22,501.04-	298,743.78	
0217 Research and Marketing Act - Extension	325.00	28,001.00	
0100 Smith-Hughes, George Barden Act - Minneapolis		190,715.72	
0100 Smith-Hughes, George Barden Act - Duluth		27,882.96	
Total	\$ 17,499.99-	\$ 5,162,959.75	\$ 8,000.00

(1) Does not include appropriation receivable for 1970-71 year on the following funds:

0202 \$ 106,019.00
0205 \$ 395,211.00

**SUMMARY STATEMENT OF CURRENT FUNDS
FEDERAL APPROPRIATIONS
July 1, 1970 to June 30, 1971**

SCHEDULE B-8

Expenditures	Analysis of Expenditures					
	Balance at End of Year		Salaries and Wages	Supplies and Expenses	Equipment	Buildings and Improvements
	Obligated	Unobligated				
\$ 2,419,628.38	\$ 22,548.10	\$ 71,165.25 -	\$ 2,183,071.16	\$ 222,332.32	\$ 14,224.90	
1,198,887.16	41,139.32	920.11 -	921,627.47	243,322.83	33,936.86	
113,535.56	939.47		76,902.77	27,450.34	9,182.45	
705,010.59	17,321.25	59,476.13 -	535,419.66	160,030.59	9,560.34	
50,000.00			47,400.18	2,599.82		
192,844.00			181,244.14	11,599.86		
272,301.76	3,940.98		181,692.67	78,622.59	11,986.50	
28,326.00			27,318.04	1,007.96		
190,715.72			190,715.72			
27,882.96			27,882.96			
<u>\$ 5,199,132.13</u>	<u>\$ 85,889.12</u>	<u>\$ 131,561.49 -</u>	<u>\$ 4,373,274.77</u>	<u>\$ 746,966.31</u>	<u>\$ 78,891.05</u>	

SPECIAL STATE APPROPRIATIONS

July 1, 1970 to June 30, 1971

SCHEDULE B-9

Fund No.	Balance at Beginning of Year	Schedule B-1 Income	
		Appropriations	Other
0300 Agriculture Extension	\$ 22,229.11	\$ 3,050,000.00	\$ 42,895.86
0302 General Agricultural Research	187,764.73	2,131,000.00	439.69
0303 Medical and Cancer Research	23,227.19	160,000.00	
0304 Veterinary Diagnostic	45,375.35	219,000.00	213.27
0310 Livestock Sanitary Board	14,928.01	60,000.00	8.06
0312 Hybrid Corn Maturity Tests	2,332.57	25,000.00	
0313 School of Agriculture - Student Aid Fund	11,687.50	10,812.50	
0314 Potato Processing Research Laboratory	798.80	29,700.00	
0316 Soybean Research	7,667.91	145,000.00	
0321 Psychiatric Research	37,847.82	145,000.00	
0330 Investment Income - Special State Funds	434,653.01		519,481.83
0331 Archeology Program for Minnesota	17,829.05		
0333 National Defense Student Loan Program	71,533.32	192,266.68	
0334 University of Minnesota Technical Institute - Crookston	73,146.87	900,000.00	212,081.41
0337 Control of Aquatic Nuisance Organisms	40,887.45		
0338 Research in Vegetation Management in State Parks and Recreation Areas	25,809.29		
0339 Study in Lakeshore Development Trends	29,486.69		
0340 Geological Mapping	92,389.23		
0341 Soil Mapping	22,404.62		
0342 Forest Research Center - Cloquet	20,948.49	58,300.00	
0345 Control of Hypercholesterolemia	837.35	30,000.00	
0346 Multiple Sclerosis and Special Neurological Problems	213.22	172,000.00	
0347 Family Practice and Community Health	13,147.96	350,000.00	3,884.62
0348 Basic Science Program for Medical Training Curriculum - UMD	323,875.92		
0349 Ore and Geological Research	6,998.27	399,556.00	4,657.91
*0350 General Research	100,816.25	1,305,400.00	3,279.33
0351 Educational Equipment	630,435.41	1,000,000.00	
0352 Libraries Special State	178,084.83	500,000.00	56.19
0353 Waseca Technical College	11,913.92	130,705.00	
0354 Surficial Mapping	37,292.55		
0370 University of Minnesota Hospitals	1,122,804.00	2,198,307.25	23,580,788.60
0371 Department of Community Service		46,000.00	
0375 Psychopathic Hospital Maintenance	1,016.00	1,254,021.00	
0380 Child Psychiatric Hospital	1,847.98	468,397.00	
0390 Hospital Rehabilitation Center	8,210.59	1,239,419.00	
0399 Investment Income - Plant	395,622.19		
Total	\$ 4,015,637.01	\$ 16,219,884.43	\$ 24,367,786.77

- (1) Includes net Transfers out of \$ 3,000.00
- (2) Includes net Transfers out of \$ 42,930.00
- (3) Includes net Transfers out of \$234,347.35
- (4) Includes net Transfers out of \$151,000.00
- (5) Includes net Transfers out of \$129,787.75
- (6) Includes net Transfers out of \$ 156.75
- (7) Includes net Transfers out of \$ 715.00
- (8) Includes net Transfers out of \$ 202.16
- (9) Includes net Transfers in of \$804,416.42
- (10) Special Appropriations Funds 0351 and 0352 were appropriated as part of the General Operations and Maintenance Fund but are included in the Restricted Funds in the Financial Report.

SPECIAL STATE APPROPRIATIONS
July 1, 1970 to June 30, 1971

SCHEDULE B-9

Expenditures to Schedule B-2	Balance at End of Year		Salaries and Wages	Supplies and Expenses	Equipment	Buildings and Improvements
	Obligated	Unobligated				
\$ 3,083,492.28	\$ 31,774.54	\$ 141.85 -	\$ 2,313,426.64	\$ 749,090.68	\$ 20,320.67	\$ 654.29
2,136,664.88 ⁽¹⁾	182,564.09	24.55 -	1,342,414.12	594,806.24	179,952.90	16,491.62
135,153.67	48,690.32	616.80 -	43,888.66	68,765.55	22,499.46	
222,808.80	42,683.48	903.66 -	154,088.78	54,610.40	14,109.62	
58,765.87	16,337.13	166.93 -	46,170.90	12,020.77	574.20	
27,557.55		224.98 -	18,868.18	8,689.37		
7,462.50		15,037.50		7,462.50		
31,618.93		1,120.13 -	26,628.00	3,715.93	1,275.00	
151,340.17	2,779.44	1,451.70 -	115,158.27	30,596.00	5,585.90	
159,233.63	23,789.15	174.96 -	108,662.00	43,566.71	7,004.92	
285,502.06 ⁽²⁾	653,958.16	14,674.62	10,850.50	99,503.26	132,218.30	
17,366.34	1,160.00	697.29 -	9,947.49	7,418.85		
234,347.35 ⁽³⁾		29,452.65				
1,150,146.16	35,538.72	456.60 -	778,103.42	296,621.91	72,627.27	2,793.56
40,601.11	632.68	346.34 -	32,889.20	7,366.01	345.90	
24,005.60	2,691.85	888.16 -	14,516.38	8,548.21	941.01	
28,379.87	1,113.35	6.53 -	17,699.01	10,680.86		
91,837.61	1,822.86	1,271.24 -	46,216.56	45,621.05		
20,529.11	1,877.00	1.49 -	16,557.45	3,971.66		
67,059.35	12,189.14		42,127.14	16,020.74	8,911.47	
31,519.83	1.70	684.18 -	20,228.54	3,281.36	1,439.93	6,570.00
166,260.37	5,561.34	34.93 -	135,852.10	28,486.52	1,921.75	
307,611.50	59,635.41	214.33 -	248,126.94	49,435.35	10,049.21	
256,964.66 ⁽⁴⁾	66,911.26		65,730.03	35,661.35	4,573.28	
411,906.45	1,265.86	1,960.13 -	340,517.93	70,899.14	489.38	
1,270,583.86	139,501.80	590.08 -	858,101.57	324,841.91	87,356.38	284.00
1,315,951.28 ⁽¹⁰⁾	314,903.88	419.75 -	1,527.17	243,317.83	1,062,023.28	9,083.00
473,209.48 ⁽¹⁰⁾	205,829.62	898.08 -	6,887.91	466,321.57		
122,154.61	20,539.29	74.98 -	75,997.81	40,309.39	3,353.00	2,494.41
30,161.17	7,425.00	293.62 -	14,759.67	15,401.50		
25,109,568.97 ⁽⁵⁾	1,793,294.00	963.12 -	15,665,053.63	8,837,772.94	435,899.28	41,055.37
46,000.00			35,255.77	8,289.51	2,454.72	
1,241,849.08 ⁽⁶⁾	13,187.92		944,155.16	294,810.00	181.17	2,546.00
469,517.18 ⁽⁷⁾	727.80		334,544.44	132,772.38	1,485.36	
1,243,746.65 ⁽⁸⁾	3,882.94		828,349.12	415,195.37		
320,625.31 - ⁽⁹⁾	714,610.24	1,637.26		402,111.17	40,281.01	41,398.93
<u>\$ 40,150,252.62</u>	<u>\$ 4,406,879.97</u>	<u>\$ 46,175.62</u>	<u>\$ 24,713,300.49</u>	<u>\$ 13,437,983.99</u>	<u>\$ 2,117,874.37</u>	<u>\$ 123,371.18</u>

STATEMENT OF LOAN FUNDS
July 1, 1970 to June 30, 1971

EXHIBIT C

Fund No.	Loan Funds	Loan Funds July 1, 1970	Additions	
			Gifts	Interest on Loans
1500	University of Minnesota Emergency Loan Fund	\$ 436.50	\$	\$
1501	Intercollegiate Athletic Student Loan Fund	1,718.60		125.45
1502	Elenore Mary Lawson Loan Fund	250.00		
1503	Ferdinand G. Kumm Memorial Loan	235.93		10.30
1504	Sarah Louise Keinholtz Memorial Loan Fund	233.46		1.70
1505	U. S. Office of Education - Cuban Students Loan Fund	750.00	1,655.00	
1506	Frank A. Morris Memorial Loan Fund	1,357.83		22.05
1508	Farmers Union ABC Loan Fund - UMD	13,947.99	8.00	247.42
1509	Harold A. Stueland Memorial Loan Fund	1,145.24		31.48
1510	Benjamin Franklin Nelson Memorial Loan Fund	29,455.94		822.05
1511	Reuel Fenstermacher Student Loan Fund for Veterinary Medicine	1,457.21		45.70
1512	Ezra H. Pieper Emergency Loan Fund	1,099.80		29.65
1513	Twin City Bank Loan Fund II	12,647.88		254.35
1514	Minnesota Farm Bureau Federation Student Loan Fund	1,977.99		69.50
1515	United Student Aid Fund	21,000.00		
1516	Twin City Student Loan Fund II - Morris	1,434.14		83.55
1517	Robins, David, and Lyons Guarantee Loan Fund	1,500.00		
1518	Federal Cartridge Foundation Guarantee Loan Fund	2,000.00		
1519	Belle P. Christopher Memorial Loan Fund	905.28		30.90
1520	Staff and Employees Student Loan Fund - Morris	1,121.37		15.24
1521	American Dental Association - Dental Student Loan Fund	7,878.48		226.40
1522	Adolph Meyer Memorial Loan Fund	1,113.13		21.50
1523	J. Marshall Hanks Student Loan Fund	194.53		1.50
1524	Irvin M. Nestingen Memorial Loan Fund	1,582.87		22.15
1525	Minnesota Medical Foundation - Hospital Administration Loan Fund	1,116.92		
1526	Dr. LeRoy Doolittle Memorial Loan Fund	1,055.59		23.97
1527	University of Minnesota, Morris, General Student Loan Fund	1,100.45		20.17
1528	Anna M. Jones Memorial Loan Fund	11,368.23		393.55
1529	International College of Dentists Loan Fund	1,549.15		
1530	College of Education Loan Fund	1,284.41		46.50
1531	Navy League, Minneapolis Chapter Loan Fund	2,300.39		4.10
1532	B. C. Ganble Student Loan Fund	11,900.80		493.25
1533	Staff and Employees Loan Fund - Duluth	1,038.36		7.14
1534	1936 Dental Students Loan Fund	231.95	50.00	
1535	Augustus L. Searle Fund	677.65		17.10
1536	Gregg Johnson Memorial Loan Fund	1,083.99		22.55
1537	School of Dentistry Loan Fund	3,312.35	102.00	38.65
1538	Women's Club of Richfield Loan Fund	374.42		10.15
1539	Roy Rowell Ireland Trust Fund	215,404.26		5,683.01
1540	Meeker County Farmers Union Loan Fund	353.10		9.65
1541	Minneapolis Calhoun Elementary School PTA Loan Fund	261.60	50.00	
1542	Wheeler Fredrickson, and Larson Guarantee Loan Fund	700.00		
1543	Law School Guarantee Loan Fund	360.00		
1544	Daniel C. Dvoracek Memorial Student Loan Fund	336.35		1.85
1545	Mildred Z. Clarke Sigma Kappa Loan Fund	12,646.37		374.85
1546	Captain Charles Hack, M.D. Memorial Loan Fund	4,881.53		75.65
1548	William A. Peters Student Loan Fund	252.68		7.35
1549	Duluth District Dental Auxiliary Loan Fund	1,104.62		1.00
1550	Albert P. Krost Memorial Loan Fund	10,242.60		60.85
1551	George W. Merck Memorial Loan Fund	26,267.90		195.70
1552	Duluth Engineers Club Emergency Loan Fund	795.58		16.18
1553	Southern School of Agriculture Student Loan Fund	344.49		
1554	Indo American Club Student Loan Fund	331.10		11.10
1555	Milton B. Kihlstrum Memorial Loan Fund	2,184.05		36.35
1558	Robert (Tsai-Hsing) Chen Memorial Loan Fund	128.00		.50
1559	Jacob G. Cohen Loan Fund	5,245.98		173.20
1560	Health Professions Student Loan Fund - Medicine	1,152,854.10	257,278.00	4,926.35
1561	Health Professions Student Loan Fund - Dentistry	1,015,329.73	147,307.00	6,071.25
1562	Foreign Staff Loan Fund	5,058.55		
1563	Charles and Ellora Alliss Foundation Loan Fund	59,120.80		1,028.99
1564	PHS - Nursing Student Loan Fund	113,000.79		1,721.80
1565	John Deere Student Loan Fund	2,174.82		42.10
1566	Student Loan Fund, Grand Rapids	130.00		
1567	Selma A. Lee Memorial Loan Fund for Medical Students	8,513.55		288.35
1568	Stanil Toncheff Student Loan Fund	52,050.14		992.10
1569	Ella J. Rose Memorial Emergency Loan Fund	843.50		
1570	Dental Students Loan Fund	2,106.45		30.35
1571	College of Veterinary Medicine Alumni Loan Fund	904.10	33.00	17.20
1572	PHS - Health Professions Loan Fund - Pharmacy	172,803.34	69,750.00	69.00
1573	University of Minnesota Technical Institute - Crookston - Student Loan Fund	1,602.51		34.34

STATEMENT OF LOAN FUNDS
July 1, 1970 to June 30, 1971

EXHIBIT C

Interest Transferred to Principal	Transfers from Other Funds	Deductions		Loan Funds June 30, 1971	Assets	
		Cancelled Notes	Expense		Cash	Notes Receivable
\$	\$ 890.05 -	\$	\$	\$ 436.50	\$ 111.50	\$ 325.00
				954.00		954.00
				250.00	50.00	200.00
				246.23	246.23	
				235.16	35.16	200.00
			2,755.00	350.00 -	350.00 -	
				1,379.88	421.88	958.00
	188.62 -			14,014.79	6,836.54	7,178.25
				1,176.72	279.98	896.74
				30,277.99	5,964.89	24,313.10
				1,502.91	517.91	985.00
		.14		1,129.31	834.31	295.00
	1,366.39		11,222.01 ²	3,046.61		3,046.61
				2,047.49	330.04	1,717.45
				21,000.00	21,000.00 ¹	
	663.18 -			854.51	331.59 -	1,186.10
				1,500.00	1,500.00 ¹	
				2,000.00	2,000.00 ¹	
				936.18	267.18	669.00
	106.63 -			1,029.98		1,029.98
				8,104.88	570.88	7,534.00
				1,134.63	266.03	868.60
				196.03	125.53	70.50
				1,605.02	796.57	808.45
				1,116.92	1,141.92	25.00 -
				1,079.56	909.31	170.25
				1,120.62	290.62	830.00
				11,761.78	1,912.13	9,849.65
				1,549.15	159.15	1,390.00
				1,330.91	.91	1,330.00
				2,304.49	2,104.49	200.00
				12,394.05	2,301.20	10,092.85
				1,045.50	499.47	546.03
				281.95	81.95	200.00
				694.75	424.75	270.00
				1,106.54	535.94	570.60
	10.00			3,463.00	498.00	2,965.00
				384.57	353.57	31.00
				221,087.27	47,171.70	173,915.57
				362.75	242.75	120.00
				311.60	1.60	310.00
				700.00	700.00 ³	
				360.00	360.00 ³	
				338.20	8.20	330.00
				13,021.22	1,878.06	11,143.16
764.73				5,721.91	2,816.91	2,905.00
				260.03	260.03	
				1,105.62	45.62	1,060.00
				10,303.45	9,404.20	899.25
				26,463.60	6,447.20	20,016.40
		.29		811.47	811.47	
				344.49	344.49	
				342.20	137.20	205.00
				2,220.40	46.40	2,174.00
				128.50	128.50	
				5,419.18	4,012.93	1,406.25
	57,393.12		1,119.65	1,471,331.92	142,199.27	1,329,132.65
	32,861.45		1,080.00	1,200,489.43	115,659.03	1,084,830.40
				5,058.55	4,855.55	203.00
				60,149.79	3,573.62	56,576.17
			3,718.90	111,003.69	24,811.09	86,192.60
				2,216.92	176.92	2,040.00
		130.00		8,801.90	571.65	8,230.25
				53,042.24	19,343.89	33,698.35
				843.50	.50	843.00
				2,136.80	516.80	1,620.00
				954.30	104.30	850.00
7,750.00				250,372.34	54,268.14	196,104.20
				1,636.85	1,431.12	205.73

STATEMENT OF LOAN FUNDS
July 1, 1970 to June 30, 1971

EXHIBIT C

Fund No.	Loan Funds	Loan Funds July 1, 1970	Additions	
			Gifts	Interest on Loans
1574	Steven Bros. Foundation Loan Fund	459.00		13.55
1575	Physicians and Hospital Supply Co. and Ulmer Pharmacal Co. Fund	2,441.28		
1576	National Defense Student Loan Fund - Crookston	184,016.79		906.46
1577	Vernon W. Olson, Junior Memorial Aid Fund	1,171.15		
1578	Dr. Alfred Owre Loan Fund	128,460.02		1,942.10
1579	The Moden Scholarship Fund	6,805.55		37.40
1580	Bothilda Uglum Student Loan Memorial Fund	19,521.69		519.40
1581	Student Emergency Loan Fund - Duluth	6,002.25	100.00	164.29
1582	Henry J. Fletcher Memorial Aid Fund	22,956.65	75.00	303.00
1583	Health Professions Loan Program - Veterinary Medicine	315,811.77	82,560.00	
1584	Duluth Student Loan Fund	6,335.45		202.85
1585	Electrical Workers and Contractors Loan Fund	5,140.89		129.38
1586	Lawson G. Lowrey Memorial Student Loan Fund	2,000.00		
1587	Gregory M. Segal Memorial Loan Fund	2,042.47		56.36
1589	Ronald P. Nelson Loan Fund	2,414.15		48.30
1590	Dr. Willard L. Burnap Loan Fund	331.41		
1591	Law Enforcement Assistance Adm. Loan Fund	30,879.20	61,800.00	18.05
1593	Gilfillan Trust Fund - Duluth	100,253.10		1,083.18
1594	Gilfillan Trust Fund - Crookston	10,000.00		
1595	Chas. & Ellora Alliss Foundation Loan Fund - Morris	90,816.95	40,465.00	2,577.05
1596	Loan Contingency Plan - Minneapolis - St. Paul	138,528.60		3,260.95
1598	Loan Contingency Fund - Morris	82,000.00		989.10
1600	Loan Contingency Plan Bank Loan	255,487.17		
1601	Duluth Law Enforcement Assistance Adm. Loan Fund	600.00	20,230.00	
1603	Caleb Dorr Loan Fund	675.10		8.25
1604	General Student Loan Fund	57,300.23	2,052.22	1,946.33
1605	H. P. Bend Loan Fund	112.48		
1606	Cosmopolitan Club Loan Fund	2,231.29		152.25
1607	Elliot Trust Fund	14,637.21		
1608	Engineers Bookstore Loan Fund	7,889.84		289.45
1609	Gilfillan Trust Fund	187,659.44		6,170.09
1610	Edward M. and Effie R. Johnson Loan Fund	16,657.08		619.82
1611	Law Alumni Loan Fund	20,335.88		157.05
1612	Ramsey County Medical Auxiliary Loan Fund	930.30		34.25
1613	John Lind Fund for Crippled Children	17,255.53		108.20
1614	F. C. Lindquist Loan Fund	1,767.78		35.75
1615	Ludden Estate Fund	46,117.51		1,378.47
1616	Ludden Real Estate Fund	220,459.02		5,859.10
1617	Ludden Trust Fund	46,837.41		865.50
1618	First National Bank of St. Paul Loan Fund	1,844.62		121.25
1619	Minnesota State Organization for Public Health Nursing Loan Fund	1,175.71		
1620	Professional Sorority Council Loan Fund	150.58		2.75
1621	Juniata Shepperd Loan Fund	444.30		5.85
1622	Women's Auxiliary of Minneapolis Dental Society Loan Fund	8,094.89		176.50
1623	W.C.T.U. (Eighth Ward) Loan Fund	158.31		6.35
1624	Mary Dwight Aker Loan Fund	7,168.74		21.25
1625	"The Dads" Association of the University of Minnesota Fund	1,830.29		5.75
1626	Argosy Loan Fund	396.69		10.15
1627	Class of 1902 Scholarship Fund	46.35		
1629	Dr. Nellie W. Nelson Home Economics Loan Fund	4,684.36		190.05
1630	Minnesota G.A.R. and Women's Relief Corps Loan Fund	713.67		24.75
1631	Earle Brown Loan Fund	587.54		3.35
1632	Helen Dwan Loan Fund	171.74		2.25
1633	Lambda Alpha Psi Graduate Loan Fund	908.52		35.40
1634	Delta Sigma Delta Loan Fund	1,496.82		24.15
1635	Anna R. Goldberg Loan Fund	391.18		.30
1637	Dorothy M. Winter Memorial Loan Fund	692.76		15.00
1638	St. Paul Housewives League Loan Fund	903.34		18.55
1639	West Central School of Agriculture Class of 1950 Loan Fund	602.77		
1640	Delta Phi Delta Loan Fund	171.86		4.80
1641	Biester and Phelps Memorial Loan - Home Economics	1,324.00	225.00	
1642	John Junell Student Loan Fund	66,000.00	25,039.28	107.25
1643	Homer J. Smith Loan Fund	751.26		2.70
1645	Jerome Joseph Hiniker Loan Fund			
1646	Elmer L. Williams Loan Fund		5,000.00	1.70
1647	International Student Council Loan Fund		8,154.60	
1648	Mr. and Mrs. Clarence O'Gordon Loan Fund		68.29	
1657	Eitel Loan Fund	77,143.98		2,554.93
1672	William Arthur Lawhead Loan Fund	5,870.67		155.75
1676	St. Anthony Park Women' Relief Corps Loan Fund	629.01		9.95

STATEMENT OF LOAN FUNDS
July 1, 1970 to June 30, 1971

EXHIBIT C

Interest Transferred to Principal	Transfers from Other Funds	Deductions		Loan Funds June 30, 1971	Assets	
		Cancelled Notes	Expense		Cash	Notes Receivable
				472.55	169.80	302.75
				2,441.28	251.28	2,190.00
114.00 ⁵				185,037.25	20,651.93	164,385.32
				1,171.15	1,171.15	
				130,402.12	4,271.45	126,130.67
				6,842.95	397.50	6,445.45
				20,041.09	7,103.07	12,938.02
			40.38	6,226.16	2,618.14	3,608.02
				23,334.65	13,699.30	9,635.35
	18,417.56		300.00	416,489.33	54,194.33	362,295.00
				29.80	6,508.50	4,911.85
				5,270.27	2,114.82	3,155.45
				2,000.00	1,250.00	750.00
				2,098.83	1,685.56	413.27
				2,462.45	22.66	2,439.79
				331.41	331.41	
	41,103.25		70,806.00	1,200.00		1,200.00
			29.00	101,307.28	57,883.82	43,423.46
				10,000.00	5,900.00	4,100.00
				52,929.00	23,722.59	29,206.41
	14,905.32			156,694.87		156,694.87
	9,370.67-			73,618.43		73,618.43
	231,229.59		486,716.76			
			19,730.00	1,100.00	5,800.00-	6,900.00
				683.35	408.35	275.00
	49,454.32			110,753.10	48,344.62	62,408.48
				112.48	.48	112.00
17.40				2,400.94	176.44	2,224.50
544.27	4,782.64-			10,398.84	3,749.84	6,649.00
				8,179.29	1,430.29	6,749.00
4,350.00				198,179.53	71,821.32	126,358.21
435.00				17,711.90	3,612.03	14,099.87
2,251.04				22,743.97	20,215.57	2,528.40
				964.55	154.55	810.00
575.07				17,938.80	15,420.00	2,518.80
				1,803.53	1,453.53	350.00
670.77				48,166.75	3,913.70	44,253.05
3,321.71				229,639.83	94,445.25	135,194.58
1,738.26				49,441.17	14,375.42	35,065.75
				1,965.87	516.63-	2,482.50
46.11				1,221.82	1,221.82	
				153.33	65.08	88.25
				450.15	412.40	37.75
				8,271.39	659.34	7,612.05
				164.66	4.66	160.00
				7,189.99	6,789.99	400.00
				1,836.04	1,913.04	77.00-
				406.84	259.84	147.00
				46.35	46.35	
				4,874.41	863.41	4,011.00
				738.42	444.72	293.70
				590.89	590.89	
				173.99	93.99	80.00
				943.92	300.92	643.00
				1,520.97	620.97	900.00
				391.48	50.48	341.00
				707.76	5.76	702.00
				921.89	67.89	854.00
				602.77	602.77	
				176.66	81.66	95.00
				1,549.00	589.00	960.00
				91,146.53	38,303.38	52,843.15
				753.96	398.04-	1,152.00
	2,336.00			2,336.00	8.00	2,328.00
				5,001.70	4,751.70	250.00
				8,154.60	2,904.60	5,250.00
				68.29	.29	68.00
4,510.37				84,209.28	27,873.23	56,336.05
174.00				6,200.42	733.02	5,467.40
				638.96	64.54	574.42

STATEMENT OF LOAN FUNDS
July 1, 1970 to June 30, 1971

EXHIBIT C

Fund No.	Loan Funds	Loan Funds July 1, 1970	Additions	
			Gifts	Interest on Loans
1677	Minneapolis Women's Advertising Club Loan Fund	398.82		
1678	Agriculture Faculty Women's Club Loan Fund	2,969.13		130.60
1683	Wayne E. Butterbaugh Memorial Loan Fund	196.82		10.80
1684	Class of 1901 Loan Fund	578.71		19.60
1686	Women's Auxiliary of Hennepin County Medical Society Student Loan Fund	1,544.72		38.55
1687	Minnesota Home Economics Assn. Loan Fund	291.14		
1688	Phi Upsilon Omicron Loan Fund	172.47		
1690	Twin City Panhellenic Loan Fund	81.01		
1691	Phi Lambda Theta Loan Fund	205.60		
1692	Edward E. Nicholson Student Loan	13,221.62		301.70
1693	John Buckhout Johnston Educational Loan Fund	13,824.61		426.55
1694	West Central School of Agriculture Seventh District Federation of Women's Clubs Loan Fund	2,479.56		22.37
1697	Staff and Employee Student Loan Fund	19,474.11		646.95
1698	Ladies Drug Auxiliary of Mpls. Loan Fund	634.05		26.65
1699	Minnesota Union Loan Fund	115.72		
1701	Staff and Employees Loan Fund	9,273.36		18.30
1702	Gopher 4-H Club Loan Fund	69.73		
1703	Staff and Employees Extension Student Loan Fund	2,714.45		40.45
1704	Staff and Employees Central School of Agriculture Loan Fund	70.50		
1705	Child Psychology Study Circle St. Paul, Loan Fund	307.67		4.40
1706	Staff and Employees School of Agriculture Loan Fund, Crookston	89.30		
1707	Staff and Employees School of Agriculture Loan Fund, Morris	249.08		
1708	Staff and Employees School of Agriculture Loan Funds, Grand Rapids	30.40		
1709	Richard Olding Beard Loan Fund	162.24		
1713	Minnesota Bookstore Student Loan Fund	302.91		10.25
1716	Max Toltz Loan Fund in Engineering	140.73		3.00
1722	General Student Loan Fund - Special	21,936.22	27,518.10	
1732	Minnesota League of Nursing Loan Fund	519.65		
1734	Minnesota Bookstore Loan Fund	284.01		
1742	Josephine Louise Harper Loan Fund	133.91		
1745	Sigma Delta Gamma Graduate Students Loan Fund	285.79		1.55
1749	Frank B. Kellogg Loan Fund	50,489.56		522.95
1750	Robert W. Murchic Graduate Loan Fund	252.62		
1765	Minnesota Medical Foundation Fund	590.22		
1776	W. K. Kellogg Foundation Student Aid - Medicine	18,469.11		349.40
1777	W. K. Kellogg Foundation Student Aid - Dentistry	21,084.88		289.90
1778	W. K. Kellogg Foundation Student Aid - Public Health	4,484.90		4.50
1779	Faculty Women's Club Emergency Loan Fund	2,530.00		2.45
1780	Foreign Students Loan Fund	225.21		.60
1782	W. K. Kellogg Foundation Student Aid - Nursing	2,434.82		
1784	Householders Loan Fund	2,277.87		78.95
1785	A. E. Adams Student Loan Fund	2,873.35		41.95
1786	Pioneer Hall Notes	316.11		
1789	W. K. Kellogg Foundation Student Aid - Medical Technicians	3,434.01		20.25
1790	Minnesota Student Foundation Loan and Scholarship Fund	3,401.23		102.95
1797	Rice County Student Loan Fund	1,265.02		34.00
1813	Twin City Banks Student Loan Fund	8,311.48		312.05
1819	Winchell Cottages Emergency Loan Fund I	8,732.75		250.25
1822	Wm. S. Lindsley - Dental Students Loan Fund	7,845.53		52.50
1823	National Association for Retarded Children - Goodhue County Loan Fund	1,414.45		22.90
1824	Ford Foundation Loan Fund for Doctoral Engineering Students	159,173.15		509.35
1836	Robert M. Hedrick Memorial Loan Fund	305.77	25.00	
1840	Archie D. and Bertha H. Walker	15,024.50		325.50
1841	Minnesota Federation of Women's Clubs Loan Fund	2,122.37		90.70
1842	Minnesota Federation of Women's Clubs General Student Loan Fund	5,269.81		185.60
1843	Maria L. Sanford Loan Fund	2,975.05		88.30
1844	Minnesota Federation of Women's Clubs Founders and Pioneers	583.15		21.90
1845	Robert A. Good Student, Intern, Resident, and Fellowship Loan Fund	3,016.55		55.00
1846	Hazel J. Upham Loan Fund	299.12		3.85
1847	Southeastern District Dental Society Loan Fund	341.76		
1848	Minnesota Federation of Women's Clubs Past President Loan Fund	133.90		2.05
1849	Inez Valentine Indian Welfare Fund	116.33		
1854	Alpha Alpha Gamma Loan Fund	1,400.88		38.75
1855	Mortuary Science Students Loan Fund	741.27		
1856	North Minneapolis Pharmacists Club Loan	581.39		25.85
1857	Fisher Memorial Loan Fund	538.62		17.85
1865	W. K. Kellogg Foundation - Hospital Administration Loan Fund	16,394.13		162.80
1866	Metropolitan Bank Student Loan Fund	16,238.20		556.95
1867	Dr. Eric Kent Clarke Loan Fund	7,512.25		233.65

STATEMENT OF LOAN FUNDS
July 1, 1970 to June 30, 1971

EXHIBIT C

Interest Transferred to Principal	Transfers from Other Funds	Deductions		Loan Funds June 30, 1971	Assets	
		Cancelled Notes	Expense		Cash	Notes Receivable
				398.82	398.82	
				3,099.73	298.73	2,801.00
				207.62	27.62	180.00
				598.31	8.31	590.00
				1,583.27	445.77	1,137.50
				291.14	141.14	150.00
				172.47	172.47	
				81.01	1.01	80.00
				205.60	205.60	
				13,523.32	990.97	12,532.35
753.42				15,004.58	1,569.90	13,434.68
				2,501.93	2,006.93	495.00
				20,121.06	1,969.96	18,151.10
				660.70	260.70	400.00
	106.63			115.72	39.22	76.50
				9,398.29	8,753.29	645.00
				69.73	69.73	
				2,754.90	1,949.70	805.20
				70.50	70.50	
				312.07	162.07	150.00
				89.30	89.30	
				249.08	249.08	
				30.40	30.40	
				162.24	162.24	
				313.16	118.16	195.00
49,454.32-				143.73	45.33	98.40
				519.65	519.65	
				284.01	284.01	
				133.91	133.91	
				287.34	287.34	
				51,012.51	20,072.71	30,939.80
				252.62	55.62	197.00
				590.22	590.22	
				18,818.51	4,122.93	14,695.58
				21,374.78	2,498.76	18,876.02
				4,489.40	4,489.40	
				2,532.45	662.45	1,870.00
				225.81	20.81	205.00
				2,434.82	2,434.82	
				2,356.82	1,130.77	1,226.05
				2,915.30	2,674.40	240.90
				316.11	316.11	
				3,454.26	989.26	2,465.00
				3,504.18	537.43	2,966.75
				1,299.02	82.32	1,216.70
1,329.94			6,081.42 ^a	3,872.05		3,872.05
				8,983.00	1,921.92	7,061.08
				7,898.03	73.03	7,825.00
				1,437.35	527.35	910.00
		48,150.00		111,532.50	16,919.50	94,613.00
				330.77	330.77	
				15,350.00	10,094.25	5,255.75
				2,213.07	122.87	2,090.20
				5,455.41	729.66	4,725.75
				3,063.35	253.15	2,810.20
				605.05	545.05	60.00
				3,071.55	2,146.55	925.00
				302.97	52.07	250.90
				341.76	21.76	320.00
				135.95	1.95	134.00
				116.33	16.33	100.00
				1,439.63	109.13	1,330.50
				741.27	741.27	
				607.24	277.24	330.00
				556.47	351.47	205.00
9,288.66-				16,556.93	1,888.13	14,668.80
				7,506.49		7,506.49
				7,745.90	2,510.90	5,235.00

STATEMENT OF LOAN FUNDS
July 1, 1970 to June 30, 1971

EXHIBIT C

Fund No.	Loan Funds	Loan Funds July 1, 1970	Additions	
			Gifts	Interest on Loans
1868	Pathfinder Club Loan Fund	413.87		15.65
1870	Gustavus Loevinger Memorial Loan Fund	6,786.62		194.00
1872	National Defense Student Loan Fund - Minneapolis	7,877,856.72	1,182,041.00	103,566.61
1873	National Defense Student Loan Fund - Duluth	1,018,823.16	212,590.78	5,138.19
1878	Minnesota Alumnae Club Loan Fund	8,531.13	57.50	325.05
1879	John B. Thompson Memorial Loan Fund	5,996.90		147.55
1885	Celia K. Applebaum Memorial Loan Fund	9,005.40		288.30
1889	Korsland Student Loan Fund - School of Architecture	5,981.00	100.00	130.55
1893	North Central Electrical Manufacturers Club Student Loan Fund	11,110.47		383.30
1898	Law Firm Loan Fund	628.33		12.05
1899	National Defense Student Loan Fund - Morris	661,033.62	108,509.00	6,152.08
1901	The Roy and Gladys Blakey Fund	74,991.14		2,261.27
1907	Jessie Smith Noyes Foundations, Inc., Loan Fund	3,873.65		202.05
1914	Minnesota State Pharmaceutical Association Loan Fund	1,817.13		42.35
1919	Fred W. Reed Loan Fund	4,850.38		88.20
1920	Minnesota Athletes Memorial Emergency Aid Fund	179.20		3.45
1922	Charles Joel Winton Memorial Fund	1,562.67		26.15
1928	John P. Coughlin Journalism Scholarship Fund	4,183.68		30.95
1932	Frank J. Percival Loan Fund - Romance Languages	14,903.28		365.95
1933	Frank J. Percival Loan Fund - Physical Education	14,883.82		140.85
1934	Mortar Board Emergency Fund	342.45		
1936	Public Administration Alumni Student Loan Fund	190.25		8.90
1939	Harold B. Schuck Memorial Fund	1,000.02		
1942	Women's Auxiliary of the St. Paul Dental Society Loan Fund	1,374.16		7.00
1947	Alice M. Child Loan Fund	615.79		19.80
1954	Minneapolis Advertising Club Loan Fund	1,498.29		37.25
1957	Sally Richards Memorial Fund	2,452.21		22.95
1958	Student Loan Reserve Fund	2,500.00		2.00
1965	Frances M. Money Loan Fund	1,227.59		34.30
1968	Greater University Loan Fund	2,854.86	60.00	102.20
1969	Staff and Employees Student Loan Fund - Duluth	7,765.79		179.76
1974	Robert A. Schmitt Loan Fund	507.97		14.15
1975	Chinese Students Emergency Aid Fund	1,340.90		32.65
1976	Carlotta M. Brown Fund	108.70		
1983	Minneapolis Association of Sales Managers Loan Fund	1,451.14		56.10
1984	Cosmopolitan Club - International Club of Minneapolis Loan Fund	738.99		20.55
1991	Carmen Student Revolving Loan Fund	30,428.90		613.95
1993	Nellie Gorgas-Zontas Loan Fund	4,443.78		129.20
1996	Anne Dudley Blitz Loan Fund	7,236.06		174.39
2010	Guaranteed Student Loan Program - Duluth			184.44
2011	Guaranteed Student Loan Program - Duluth			
2020	Guaranteed Student Loan Program - Morris			2,302.55
2021	Guaranteed Student Loan Program - Morris			
	Total Assets			
	Collateral held at bank			
	Grand Totals	<u>\$15,451,558.00</u>	<u>\$2,171,973.77</u>	<u>\$187,909.76</u>

¹ Collateral held at bank 1515 \$21,000; 1517 \$1,500; 1518 \$2,000.

² Bank Loan Repayment \$10,998.93; Interest Payment \$223.08.

³ Collateral held at bank 1542 \$350; 1543 \$360.

⁴ Bank Loan Repayment \$5,998.92; Interest Payment \$82.50.

⁵ Late fees collected.

⁶ Loan Fund Cash Balance with the exception of borrowed funds (e.g. 1866 Fund) are invested in Temporary Investment Pool.

⁷ Fund 1515 \$21,000; 1517 \$1,500; 1518 \$2,000; 1542 \$350; 1543 \$360.

STATEMENT OF LOAN FUNDS
July 1, 1970 to June 30, 1971

EXHIBIT C

Interest Transferred to Principal	Transfers from Other Funds	Deductions		Loan Funds June 30, 1971	Assets	
		Cancelled Notes	Expense		Cash	Notes Receivable
				429.52	11.52	418.00
				6,980.62	3,134.37	3,846.25
3,123.80 ⁵	131,337.88		256,665.03	9,041,260.98	318,833.43	8,722,427.55
	23,621.19		14,435.32	1,245,738.00	81,641.04	1,164,096.96
				8,913.68	2,471.43	6,442.25
				6,144.45	3,246.00	2,898.45
				9,293.70	893.42	8,400.28
				6,211.55	1,496.55	4,715.00
				11,493.77	1,813.62	9,680.15
				640.38	440.23	200.15
	12,056.55		35,534.04	752,217.21	14,785.90	737,431.31
				77,252.41	21,999.82	55,252.59
				4,075.70	760.55	3,315.15
				1,859.48	207.93	1,651.55
				4,938.58	99.83	4,838.75
	182.65-					
				1,588.82	940.62	648.20
				4,214.63	2,964.83	1,249.80
				15,269.23	876.08	14,393.15
				15,024.67	5,372.02	9,652.65
				342.45	175.45	167.00
				199.15	199.15	
				1,000.02	893.02	107.00
				1,381.16	21.16	1,360.00
				635.59	185.59	450.00
				1,535.54	1,032.09	503.45
84,295.99	62,711.61-	18,487.89	3,098.49	2,475.16	1,100.16	1,375.00
				2,500.00	2,500.00	
				1,261.89	611.89	650.00
				3,017.06	504.56	2,512.50
				7,945.55	2,688.16	5,257.39
				522.12	47.12	475.00
				1,373.55	84.55	1,289.00
				108.70	108.70	
				1,507.24	762.84	744.40
				759.54	149.54	610.00
2,175.00				33,217.85	6,425.60	26,792.25
				4,572.98	733.98	3,839.00
1,087.50				8,497.95	2,308.50	6,189.45
	13,432.28			13,616.72	1,416.72	12,200.00
	1,507.56			1,507.56	7.56	1,500.00
	138,382.45			140,685.00		140,685.00
	2,000.00			2,000.00		2,000.00
				\$17,585,222.30	\$1,642,901.26 ⁶	\$15,942,321.04
					25,210.00 ⁷	
<u>\$110,948.44</u>	<u>\$642,962.45</u>	<u>\$66,768.32</u>	<u>\$913,361.80</u>	<u>\$17,585,222.30</u>	<u>\$1,617,691.26</u>	<u>\$15,942,321.04</u>

STATEMENT OF ENDOWMENT FUNDS

July 1, 1970 to June 30, 1971

EXHIBIT D

Fund No.	Name	Endowment				Earnings Transferred To Principal
		Principal July 1, 1970	Endowment Gifts	Transfer	Adjustments	
3000	Flora Rosenblatt Fund	\$ 8,916.88	\$			463.97
3001	Robert J. and Sarah Maud Sivertson Fund	6,287.42				
3002	Frederick and Margaret Weyerhauser Fund	6,259.48				
3003	Max Ogdon Cole Fund					
3004	Helen A. Young Fund	14,022.39				
3005	Barry A. Halper Memorial Scholarship Fund	3,457.84				
3006	Francis Miller Brown Memorial Endowment Fund	15,924.89				
3007	Joseph O. and Marie H. Weaver Scholarship Fund	12,000.00				
3008	Helen Harrington Scholarship Fund	23,625.00				
3009	The Dawn Family Fund	98,144.24				
3010	James A. Stewart Heart and Cancer Fund					
3011	Law School Service Fund	8,893.75		1,256.94		
3012	Earnest Heilman Memorial Fellowship in Accounting	5,911.69	500.00			
3013	Homer B. Dibell Law Scholarship	10,500.00		1,259.92		
3014	Ben M. Cohen Memorial Fund	11,403.22	235.94			
3015	I. M. Kolthoff Scholarship Fund in Analytic Chemistry	6,085.67	200.00			
3016	Minnesota Garden Flower Society Scholarship Fund	2,300.00				
3017	Mankato Stone Company Education Fund	700.00				
3018	C. C. Ludwig Memorial Fund	5,950.00				
3019	Elmer E. Stoll Estate University Theater Building	310,788.41				15,932.57
3020	Professor J. J. Bittner Acting Awards	300.00				
3023	Judge Betty W. Washburn Scholarship Endowment Fund	10,050.00		1,860.92		627.71
3024	Sidney J. Kaplan Legal Scholarship Endowment Fund	11,913.00		1,965.24		
3025	Hubert H. Humphrey Fellowship Political Science	56,653.50				
3026	William M. And Mildred E. Peters Scholarship Endowment Fund	6,450.56	1,657.63			
3027	Howard S. Abbot Law Library Fund	5,000.00	500.00			
3028	Knoblauch Fund for Medical Research	3,000.00				
3029	Dr. Blumenthal Memorial Lectureship	10,549.71	235.00			
3030	Hallie Bruce Memorial Prize Fund	890.00				
3031	Laurie T. M. Jacobson Memorial Scholarship Fund	30,420.73		2,868.30		
3032	Suzanne J. Doehring Memorial Scholarship Fund	25,170.00				
3033	McMillan Endowment Fund	500,749.26			10,507.21-	
3035	Dr. Charles Daniel Harrington Endowment	53,684.45				2,721.01
3036	Ronald J. Nemer Law Scholarship Fund	1,771.34	5.00	474.57		99.53
3037	James J. Kottke Memorial Scholarship Fund	2,951.49				
3038	John C. Anderson Research Fund	20,363.46				
3039	Capt. Charles Hack M.D. Memorial Fund	15,096.16				
3040	School Publications Scholarship Fund	7,141.04				
3041	David K. Jensen Memorial Scholarship Fund	5,170.00				
3042	Frank Maloy and Mary Steele Anderson Fund	9,500.00				
3043	Morris State Bank Scholarship Fund	2,615.86				
3044	Morton and Ethel Smith Fund	97,095.66			3,667.54-	
3045	G. D. Shepardson Memorial Electrical Engineering Loan Fund	12,659.02		430.14-	357.02-	628.14
3046	Grace B. Dayton Scholarship Fund	12,192.00				
3047	Marshal and Margaret Alworth Endowment Fund	205,029.77	30,000.00	5,625.00-		
3048	Howard W. Lyon Foundation Scholarship Fund	20,000.00				
3049	John and Minnie Heitmann Scholarship Fund	2,000.00				
3050	Thomas Heggen Memorial Library Fund	14,200.00				
3051	D. Silverman Memorial Scholarship in Journalism Fund	7,725.12				
3052	O. and S. Wangenstein Support Fund for Medical History	39,145.92			1,828.50-	1,779.67

STATEMENT OF ENDOWMENT FUNDS
July 1, 1970 to June 30, 1971

EXHIBIT D

Current Restricted Funds								
Balance June 30, 1971	Account No.	Balance July 1, 1970	Gifts	Interest Income	Other Income	Expenditures	Transfers	Balance June 30, 1971
\$		\$	\$	\$	\$	\$	\$	\$
\$ 9,380.85								
6,287.42	0697-5919			322.77				322.77
6,259.48	0697-5906			327.12				327.12
	0685-5907	.02						.02
14,022.39	0940-4040		1,157.00	736.02	71.53	2,339.46	5,474.04	5,099.13
3,457.84	0850-8059	192.83	6.00	182.70		175.00		206.53
15,924.89	0850-8604			164.69				164.69
12,000.00	0850-8560	4,684.28		629.88				5,314.16
23,625.00	0850-8069	1,309.20		1,250.19		1,300.00		1,259.39
98,144.24	0693-5902	39,423.44	59,883.25	4,862.69		84,969.07	12,470.33	72,116.90
	0850-8597	4,357.97				16,828.30	12,470.33	
	0940-4369	562.48						562.48
10,150.69	0940-4014	1,256.94		393.71		8.26	1,256.94	385.45
6,411.69	0850-8562	1,080.33	300.00	335.39		300.00		1,415.72
11,759.92	0850-8062	1,259.92		568.11			1,259.92	568.11
11,639.16	0850-8064	2,776.09	3.64	613.96				3,393.69
6,285.67	0850-8063	875.43		317.81				1,193.24
2,300.00	0850-8721	435.18		174.87		400.00		210.05
700.00	0850-8563	125.50		40.02				165.52
5,950.00	0940-4623	1,720.76		294.15				2,014.91
326,720.98								
300.00	0850-8564	73.80	100.00	17.40		20.00		171.20
12,538.63	0850-8066	1,860.92					1,860.92	
13,878.24	0850-8067	1,965.24	20.00	680.25			1,965.24	700.25
56,653.50	0850-8566	5,395.50		3,547.77		2,598.19		6,345.08
8,108.19	0850-8070	1,258.42		351.31		750.00		859.73
5,500.00	0940-4739	496.86	500.00	266.22		206.82		1,056.26
3,000.00	0685-5909	1,013.70		157.47				1,171.17
10,784.71	0940-4015	1,059.55	25.00	517.30		338.00		1,263.85
890.00	0850-8567	195.71		42.11		30.10		207.72
33,289.03	0850-8071	4,868.30		1,685.36		1,735.05	2,868.30	1,950.31
25,170.00	0850-8072	1,694.95		1,318.22		1,150.00		1,863.17
490,242.05	0940-4016	5,953.97		15,685.02		14,950.81		6,688.18
	0940-4027	9,481.85		5,087.78		6,013.08		8,556.55
56,405.46								
2,350.44	0850-8573	474.57	622.00				474.57	622.00
2,951.49	0850-8088	307.21		149.29				456.50
20,363.46	0741-5900	4,981.50		1,027.47	2,713.02	4,177.28		4,544.71
15,096.16								
7,141.04	0850-8073	364.68		348.17				712.85
5,170.00	0850-8074	614.06		260.13		200.00		674.19
9,500.00	0940-4741	965.06		477.63		462.37		980.32
2,615.86	0850-8853	155.88	952.45	124.41				1,232.74
93,428.12	0940-4045			7,167.23				7,167.23
12,500.00	0850-8133						430.14	430.14
12,192.00	0850-8077	1,498.83		601.08		1,498.00		601.91
229,404.77	0940-6910	56.90				237.49	400.00	105.61
20,000.00	0850-8806	2,020.11		1,004.85		850.00		2,174.96
2,000.00	0850-8807	111.74		100.05		100.00		111.79
14,200.00	0940-4017			709.66		33.00	676.66	
7,725.12	0850-8075	419.04		376.88		400.00		395.92
39,097.09								

STATEMENT OF ENDOWMENT FUNDS

July 1, 1970 to June 30, 1971

EXHIBIT D

Fund No.	Name	Endowment				Earnings Transferred To Principal
		Principal July 1, 1970	Endowment Gifts	Transfer	Adjustments	
3053	The Lorenz G. Straub Memorial Fund . . .	17,131.25	305.00			
3054	Wild Life Fellowship	32,498.38				
3055	Minnesota Society of Architects Scholarship Fund	8,056.98	71.99	200.00		416.82
3056	F.M. Rarig Graduate Fellowship in Speech and Theatre	1,377.24	10,000.00			405.07
3057	The Perry Como Music Scholarship	3,500.00				
3058	Frontier Hall Leadership Scholarship	2,645.76				
3059	F & M McKinney Support Fund for Medical History	25,000.00				
3060	A. Haerberle Scholarship in Speech Journalism and Theatre Art	7,506.50	50.00			
3061	Phosa D. Broderick Trust	50,762.18				
3062	Edward A. Everett Trust	736,508.97			4,963.08	
3063	Clan Stewart No. 50 of Duluth Scholarship .	10,000.00				
3064	Law School Class of 1924 Memorial Scholarship	4,140.00		906.97		226.29
3065	Public Administration Graduate Program Alumni Award	2,364.86				
3066	Marty Fife Memorial Fund	1,612.33				78.04
3067	School of Agriculture St. Paul Loyalty Fund	1,567.20				
3068	Timberlake "M" Club Father & Son Awards Fund	10,629.24	5,049.31		396.00-	384.23
3069	Ruth Thomas Brinker Scholarship - Nursing	2,251.28				108.05
3072	Professor of the History of Medicine	27,413.26				
3073	Alice Weickert Memorial Scholarship Fund .	10,000.00				
3074	Irvine McQuarrie Memorial Fund	6,745.00	20.00	320.00		
3075	John and Mary Gonska Cultural Fund	28,249.20	5,090.24			
3076	J. Frank and Alice B. Fraser Fund	49,279.37		2,346.39		
3077	Harold J. Richardson Law Scholarship	13,208.95		2,070.76		
3078	Mrs. Joseph Ramsay III Medical History Support Fund	5,243.48				
3079	E. A. Van Steenwyk Memorial Fund	109,833.34				
3080	The Dayton Arboretum Fund					
3081	Axel Hansen Memorial Scholarship	4,000.00				
3082	Maude C. McMahon Trust Masonic Cancer Hospital Fund	63,267.67				3,048.22
3083	Edward A. Spencer Estate University of Minnesota Hospital Heart Fund	29,185.65				1,467.95
3084	Thomas D. McMahon Estate Masonic Cancer Hospital Fund	61,923.29				2,949.82
3085	Crosley Benevolent and Educational Scholarship	1,355.19				
3086	Bell Collection Book Acquisitions	21,803.79				1,030.95
3087	Edmund Morris Morgan Scholarship	24,900.09		3,217.47		
3088	Carolyn McKnight Christian Endowment Fund	83,000.00				
3089	Hugh M. Roberts Scholarship	4,550.00				
3090	Robert W. Bayer Memorial Scholarship	8,992.00				
3091	Gerturde R. Hull Music Scholarship	23,584.41				
3092	Robert L. Goudy Memorial Forestry Scholarship Fund	9,919.39				
3093	Dr. Harry H. Hoyt Memorial Scholarship . . .	1,584.27				
3094	Roy C. Jones Fund	28,367.44				
3095	Rose J. Phillips Fund	10,191.52				
3096	Alice and Gale W. Perry Scholarship in Nursing	7,775.00				
3097	Morton and Barbara Dauwen Zabel Lectures	20,000.00				
3098	Kenneth H. Lee Sophomore Agricultural Scholarship Fund	5,000.00				
3099	Dr. Halbert C. and Mrs. Christina Gaumitz Christofferson Scholarship Fund	2,494.11		400.00-	123.45-	
3100	B. J. Lazan Fund	12,317.63				
3101	John R. Coan Fund	851.68				37.08-
3102	Arthur C. Strachauer Surgical Fund	153,502.77				
3103	Merle W. Loppnow Scholarship Fund	1.00				
3104	Ophthalmology Service Fund	750,418.21	151,775.72	4,798.41		37,544.15
3105	Women's Physical Education Alumnae Association Scholarship	6,156.16	100.00			308.24

STATEMENT OF ENDOWMENT FUNDS
July 1, 1970 to June 30, 1971

EXHIBIT D

Current Restricted Funds								
Balance June 30, 1971	Account No.	Balance July 1, 1970	Gifts	Interest Income	Other Income	Expenditures	Transfers	Balance June 30, 1971
17,436.25	0940-4018	883.67		829.02		813.30		899.39
32,498.38	0850-8568	167.67	700.00	1,629.34		2,386.00		111.01
8,745.79								
11,782.31								
3,500.00	0850-8089	185.86		168.78				354.64
2,645.76	0850-8090			129.02			129.02-	
25,000.00	0940-4019							
7,556.50	0850-8570	567.42		373.14		250.00		690.56
50,762.18	0850-8124	3,093.59		2,444.79		1,100.00		4,438.38
741,472.05								
10,000.00	0850-8808	1,195.40		479.63		375.00		1,300.03
5,273.26	0850-8091	866.97	40.00				906.97-	
2,364.86	0850-8572	710.87		113.97				824.84
1,690.37								
1,567.20	0850-8723	319.66		74.82				394.48
15,666.78								
2,359.33								
27,413.26	0940-4019	34,967.37		21,086.10		23,546.14		32,507.33
10,000.00	0850-8809	1,547.80		472.41		500.00		1,520.21
7,085.00	0850-8093	1,048.36		323.21		1,000.00		371.57
33,339.44	0940-4622	2,661.68		1,454.47		1,100.00		3,016.15
51,625.76	0940-4036	4,235.51		2,346.39		1,803.96	2,346.39-	2,431.55
15,279.71	0850-8575	2,070.76		672.60			2,070.76-	672.60
5,243.48	0940-4019							
109,833.34	0940-4020	25,629.65		5,223.48		5,946.92		24,906.21
	0665-5900	36.74				36.74		
4,000.00	0850-8576	259.51		188.79				448.30
66,315.89								
30,653.60								
64,873.11								
1,355.19	0850-8095	69.50		64.38				133.88
22,834.74	0940-4754	1.62				1.62		
28,117.56	0850-8577	3,217.47		1,298.39			3,217.47-	1,298.39
83,000.00	0940-4022	5,055.31		3,845.40		1,807.30		7,093.41
4,550.00	0850-8810	368.62		213.15		300.00		281.77
8,992.00	0850-8811	1,149.01	900.00	436.22		900.00		1,585.23
23,584.41	0850-8097	1,552.35		1,098.81		1,210.00		1,441.16
9,919.39	0850-8726	553.92		459.36		500.00		513.28
1,584.27	0850-8725	78.67		74.30		75.00		77.97
28,367.44	0940-4021	3,782.43		1,314.57		2,783.20		2,313.80
10,191.52	0697-5921			473.28		2,139.06	2,631.82	966.04
7,775.00	0850-8096	552.49		376.71		500.00		429.20
20,000.00	0940-4024	2,053.21		926.55		1,637.03		1,342.73
5,000.00	0850-8727	284.74		231.42		250.00		266.16
1,970.66	0850-8098	.63		96.74				97.37
	0850-8728	44.07				360.00	400.00	84.07
12,317.63	0940-4023	1,088.87		593.43				1,682.30
814.60								
153,502.77	0940-4025	12,226.64		7,641.21		10,315.95		9,551.90
1.00								
944,536.49								
6,564.40	0850-8099		5.00	525.00		525.00		5.00

STATEMENT OF ENDOWMENT FUNDS
July 1, 1970 to June 30, 1971

EXHIBIT D

Fund No.	Name	Endowment				Earnings Transferred To Principal
		Principal July 1, 1970	Endowment Gifts	Transfer	Adjustments	
3106	Walter J. Troegner Scholarship	319,728.58		25,000.00		
3107	Polk Fund for Medical History	370,275.89				
3109	Psychotherapeutic Drug Fund	50,000.00				
3110	Carolind Scholarship	29,047.56				
3111	Florence Goodrich Sinclair Scholarship	107,602.00				
3112	Jane Enroth Memorial Award in Theatre Arts	1,511.00				
3113	Clarence L. Finger and Dorothy I. Finger Scholarship Fund	2,000.00				
3114	Curtis H. Larson Memorial Award Endowment	1,516.59	177.00			
3115	Horace T. Morse General College Scholarship	3,315.69	182.00			
3116	McKnight Foundation Fellowship in Theatre Arts	21,299.22				1,057.57
3117	Class of 1925 Dentistry Research Prize	1,175.00				
3118	Margaret R. Darlington Memorial Scholarship	29,450.29				
3119	Sarah Lavintman Mark Scholarship in Pharmacy	990.50	105.50			
3120	Minneapolis Kennel Club Scholarship in Veterinary Medicine	13,125.00	50.00			
3121	Class of 1921 50th Anniversary Fund	4,369.21	3,927.00			281.10
3122	Class of 1922 50th Anniversary Fund	1,795.16	2,292.50			143.64
3123	Class of 1923 50th Anniversary Fund	2,988.14	942.00			167.56
3124	Class of 1924 50th Anniversary Fund	2,604.94	2,435.00			169.22
3125	Class of 1925 50th Anniversary Fund	2,517.47	642.00			142.25
3126	Class of 1926 50th Anniversary Fund	3,164.78	1,379.00			180.09
3127	Class of 1927 50th Anniversary Fund	2,944.65	1,405.00			178.00
3128	Class of 1928 50th Anniversary Fund	2,937.13	1,927.00			173.39
3129	Class of 1929 50th Anniversary Fund	3,548.12	1,265.00			208.02
3130	Class of 1930 50th Anniversary Fund	3,047.50	795.00			172.70
3131	Class of 1931 50th Anniversary Fund	3,329.88	1,106.00			186.62
3132	Class of 1932 50th Anniversary Fund	1,071.35	350.00			61.51
3133	Class of 1933 50th Anniversary Fund	1,181.80	425.00			77.08
3134	Class of 1934 50th Anniversary Fund	825.85	360.00			50.98
3135	Class of 1935 50th Anniversary Fund	151.64	100.00			6.79
3136	Class of 1936 50th Anniversary Fund		75.00			1.57
3138	Class of 1938 50th Anniversary Fund		10.00			.38
3142	Class of 1942 50th Anniversary Fund	56.85				2.87
3143	Class of 1943 50th Anniversary Fund	48.82				2.44
3200	Lynwood G. Downs Scholarship Fund	1,636.73				
3202	Edward Starr Judd Annual Medical and Surgical Lectureship Fund	10,658.90				
3203	Alexander O. Corstvet Memorial Fund	35,230.12				1,710.25
3204	Mattie Marie Crogan Scholarship Fund	1,000.00				
3205	The Ida Christine Crogan Scholarship Fund	10,000.00				
3206	Abraham A. Kaplan Memorial Fund	5,848.05				283.45
3207	The Helen Lasby Jeffrey Fund	181,900.29				
3209	Grace B. Dayton Fund for Cancer Research	50,000.00				
3210	Katharine J. Densford (Mrs. Carl A. Dreves) Scholarship Fund	8,822.05	2,125.00			
3211	H. C. Richardson Memorial Scholarship Fund	970.00		820.84-	149.16-	
3212	Hormel Institute - Fatty Acid Project	44,132.59		10,000.00		2,780.35
3215	William Stearns Davis Memorial Fund	10,023.01				
3216	Edward A. Everett Memorial Scholarship Fund	20,000.00				
3217	Borghild Hansen Memorial Scholarship Fund	1,604.34				
3218	John Wirt Memorial Leadership Scholarship	683.00	277.00			
3220	Alice O'Brien Foundation Endowment Fund	30,000.00		9,999.75-	2,996.31-	
3221	Timberlake Graduate Fellowship in Air Transportation	9,583.50			391.50-	369.03
3222	The Marian Wilson Music Scholarship Fund	11,760.00		3,910.00		
3223	Harriet Snow Sutton Scholarship	10,000.00				
3224	Keith K. Heller Memorial Scholarship Fund	5,000.00				
3225	Joseph S. Almas Memorial Law School Fund	1,500.00		204.75		79.34
3226	A. W. Spellacy Memorial Scholarship	550.00				

STATEMENT OF ENDOWMENT FUNDS
July 1, 1970 to June 30, 1971

EXHIBIT D

Current Restricted Funds								
Balance June 30, 1971	Account No.	Balance July 1, 1970	Gifts	Interest Income	Other Income	Expenditures	Transfers	Balance June 30, 1971
344,728.58	0850-8578	34,791.48		16,846.59		4,461.00	25,000.00-	22,177.07
370,275.89	0940-4019							
50,000.00	0702-5903	2,534.35		2,534.35-				
	0709-5903	7,296.70		4,957.30		600.00		11,654.00
29,047.56	0850-8729	1,332.30		1,485.53		1,800.00		1,017.83
107,602.00	0850-8100	3,089.49		7,387.60		4,780.77		5,696.32
1,511.00								
	0850-8579	204.87		74.39		20.00		259.26
2,000.00	0850-8111	156.49		102.66				259.15
1,693.59	0850-8854	94.19		75.95		50.00		120.14
3,497.69	0850-8101	157.53		173.22		100.00		230.75
22,356.79								
1,175.00								
	0850-8580	41.33		58.46		59.50		40.29
29,450.29	0850-8105	1,813.27		1,469.26	12.51	1,119.63		2,175.41
1,096.00	0850-8102	174.67		53.07				227.74
13,175.00	0850-8103	713.93		655.28		500.00		869.21
8,577.31								
4,231.30								
4,097.70								
5,209.16								
3,301.72								
4,723.87								
4,527.65								
5,037.52								
5,021.14								
4,015.20								
4,622.50								
1,482.86								
1,683.88								
1,236.83								
258.43								
76.57								
10.38								
59.72								
51.26								
1,636.73	0850-8104	164.70	350.00	78.30		350.00		243.00
10,658.90	0940-4028	806.25		530.70		300.00		1,036.95
36,940.37								
1,000.00	0850-8106	100.94		47.85		100.00		48.79
10,000.00	0850-8107	514.25		477.63		378.20		613.68
6,131.50								
181,900.29	0940-4029	23,213.69		8,693.04		16,189.21		15,717.52
50,000.00	0685-5910	511.78		489.29				1,001.07
	0697-5918	3,346.99		1,957.15		181.18		5,122.96
10,947.05	0850-8109	513.16	15.00	499.03		500.00		527.19
	0850-8108	49.60		15.83			820.84	886.27
56,912.94								
10,023.01	0850-8110	808.26		490.42		403.20		895.48
20,000.00	0850-8730	1,059.73		978.66		900.00		1,138.39
1,604.34	0850-8112	225.18		78.47				303.65
960.00	0850-8731	71.33		44.20		60.00		55.53
17,003.94	0697-5916	963.19-	10,000.00	875.57		21,278.19	9,999.75	1,366.06-
9,561.03								
15,670.00	0850-8114	790.81	3,550.00	615.53			3,910.00-	1,046.34
10,000.00	0850-8115	776.59		489.98		700.00		566.57
5,000.00	0850-8116	703.30		244.99		400.00		548.29
1,784.09	0940-4030	204.75					204.75-	
550.00	0850-8605			26.71				26.71

STATEMENT OF ENDOWMENT FUNDS

July 1, 1970 to June 30, 1971

EXHIBIT D

Fund No.	Name	Endowment				Earnings Transferred To Principal
		Principal July 1, 1970	Endowment Gifts	Transfer	Adjustments	
3227	John B. Cronin Scholarship Fund	680,411.59				
3228	Minnesota Law School Fund	28,882.47		30,000.00		1,540.94
3229	The Toni Blegen Memorial Transplant Research Fund	7,041.46				353.57
3230	Albert Beebe White Memorial Fund	14,091.33				
3231	Katherine M. Roberts Memorial Scholarship	5,400.00				
3232	Jonas G. Schwartz Scholarship in Human Relationships	5,100.02				
3233	J. Donald Smith Memorial Fund	520.00				
3234	Clara Brown Army Research and Lecture Fund	8,520.00				
3235	Uruguay-Minnesota Exchange Scholarship Fund	37,778.80				1,897.12
3236	Myrtle V. Shisler Agricultural Scholarships	5,000.00				
3237	Ned C. Olson Scholarship in Veterinary Medicine	1,422.00				
3238	Cora B. Fogg Fund	6,000.00				
3239	Clara Brown Army Class of 1913 - 50th Anniversary Fund	33,228.06	90.90			
3240	Ralph Rapson Architectural Education Fund	1,375.39				68.82
3241	Crippled Child Relief Fund	5,000.00				
3242	Ione M. Jackson Scholarship for Dental Hygiene Education	5,407.50	90.58	499.68		265.96
3243	Carl M. Oberg Memorial Fund	56,259.96				
3244	Fred K. Butters Fund	25,105.82				
3245	Norman Johnston De Witt Memorial Award in Humanities	9,308.98		1,000.00		2,446.00
3246	Hormel Institute - Vacation Accrual Fund	37,479.30		10,000.00		
3247	Charles M. Goethe Memorial Fund in Eugenics	190,409.62	42,400.33			
3248	Clifford T. McColgan Memorial Fund	32,200.00				
3249	Gertrude Goodridge Professional Responsibility Fund	204,699.38				
3250	Dean J. W. Buchta Memorial Fund in the University College	12,930.47				
3251	Leta Oakes Cancer Research Fund	5,000.00				
3252	Gordon O. Voss Memorial Scholarship Fund	7,500.00				
3253	Mary Jo Kwako Memorial Scholarship Fund	1,928.83	302.00			
3254	John G. Williams Memorial Scholarship Fund	20,101.34	3,000.00			
3255	Benedict Deinard Memorial Scholarship Fund	20,020.00	50.00	990.39		
3256	Alfred D. Milburn Medical School Scholarship	67,788.64				
3257	Benjamin Shapiro Memorial Fund	25,000.00				
3258	Max Seham Lectureship	8,000.00				
3259	Dr. Richard W. Giere Torske Klubben Fellowship	30,000.00				
3260	Hugh H. Barber Law School Memorial Fund	2,300.00				
3261	Wells H. Paschall Memorial In Architecture Fund	1,000.00				
3262	Simon Meshbesh Memorial Scholarship Fund	10,790.00				
3263	Dora Hanson Fellowship for Graduate Medical Students	25,000.00				
3264	Herman M. Schoberg Medical Student Scholarship Endowment	5,000.00				
3265	Helen A. Young Memorial Scholarship Fund	3,500.00				49.85
3266	Arthur T. Pfefer Memorial Fund	1,679.00	162.00			
3267	Ashton C. Cuckler Lectureship in Pharmacy	10,000.00				
3268	Elva C. Moore Memorial Award	1,202.00				
3269	Harold Pond Athletic Fund	1,500.00	1,500.00			
3270	Frank Pond Athletic Fund	15,567.90	4,635.10			
3271	Michigan Animal Breeders Dividend	9.79			130.37	
3272	Dr. Edward L. Tuohy Memorial Fund	10,311.95				530.87

STATEMENT OF ENDOWMENT FUNDS
July 1, 1970 to June 30, 1971

EXHIBIT D

Current Restricted Funds								
Balance June 30, 1971	Account No.	Balance July 1, 1970	Gifts	Interest Income	Other Income	Expenditures	Transfers	Balance June 30, 1971
680,411.59 60,423.41	0850-8117	42,507.28		30,825.08		38,916.04		34,416.32
7,395.03	0697-5917	5.00	20.00			196.73-		221.73
14,091.33	0850-8118	1,298.07		690.69		1,200.00		788.76
5,400.00	0850-8812	321.70		263.70		300.00		285.40
5,100.02	0850-8119	460.49		253.34		174.00		539.83
520.00	0850-8732	119.39		25.75				145.14
8,520.00	0940-4624	5,172.73-		424.65		1,750.00		6,498.08-
39,675.92	0850-8132		4,641.65			2,673.35	2,254.20	4,222.50
5,000.00	0850-8737	307.20		248.39				555.59
1,422.00	0850-8733	70.91		70.64		50.00		91.55
6,000.00	0850-8734	322.66		148.99		300.00		171.65
	0850-8735	322.67		148.99		300.00		171.66
33,318.96	0850-8736	3,286.74		1,652.39				4,939.13
1,444.21	0850-8584	508.45						508.45
5,000.00	0850-8583	64.64		248.30				312.94
6,263.72	0850-8120	299.68				200.00-	499.68-	
56,259.96	0685-5911			7,163.14				7,163.14
	0850-8121	6,339.74		4,370.53-		1,469.00		500.21
25,105.82	0940-4037	783.36		2,550.74				3,334.10
10,308.98 49,925.30	0850-8585	418.77		514.17				932.94
232,809.95	0788-5902		4,000.00	10,914.15		1,093.87	1,496.76-	12,323.52
32,200.00	0940-4399	2,629.77		1,509.28				4,139.05
204,699.38	0940-4033	14,744.63	7,342.00	9,588.27		9,448.89		22,226.01
12,930.47	0850-8586	833.20		608.57				1,441.77
5,000.00	0685-5912	379.13		240.82				619.95
7,500.00	0850-8813	739.40	50.00	361.22		600.00		550.62
2,230.83	0850-8855	118.49		94.13				212.62
23,101.34	0850-8123	865.00		1,086.80				1,951.80
21,060.39	0850-8587	990.39		1,012.51			990.39-	1,012.51
67,788.64	0850-8122	3,467.03		3,313.74		3,467.00		3,313.77
25,000.00	0940-4034	1,701.29		1,222.09				2,923.38
8,000.00	0940-4035	685.48		393.15		350.00		728.63
30,000.00 2,300.00	0850-8501	13,203.64	3,809.00	2,225.20		8,801.74		10,436.10
1,000.00	0850-8588	28.49		51.07		11.55-		91.11
10,790.00	0850-8589	429.79		552.10				981.89
25,000.00	0850-8590	1,002.64		1,278.12				2,280.76
5,000.00	0850-8591	257.08		245.78				502.86
3,500.00 1,890.85	0850-8738	179.91		172.00		175.00		176.91
10,000.00	0940-4038	214.17		245.73				459.90
	0940-4039	214.17		245.73				459.90
1,202.00	0850-8814	39.04		62.38		50.00		51.42
3,000.00	0850-8510							
20,203.00	0850-8510							
140.16								
10,842.82								

STATEMENT OF ENDOWMENT FUNDS
July 1, 1970 to June 30, 1971

EXHIBIT D

Fund No.	Name	Endowment			Earnings Transferred To Principal
		Principal July 1, 1970	Endowment Gifts	Transfer	
3273	Duane Lindsay Athletic Fund	8,625.00			
3274	Cyril P. Pesek Athletic Endowment	9,194.85			
3275	Claire I. Long Athletic Endowment	2,137.50	1,027.40		
3276	School of Public Health Endowment Fund	24,779.38			1,275.68
3277	Professor and Mrs. F. L. Kildow Scholarship Endowment	10,000.00			
3278	Martin B. Ruud Memorial Fund Fellowship in Department of English	90,154.32			
3279	Jennie Siebold Memorial Scholarship in Nursing Endowment	2,500.00	2,500.00		
3280	Lucetta Bissell Memorial Scholarship Endowment	16,460.60			
3281	Lucetta Bissell Memorial Scholarship Endowment	4,115.15			
3282	School of Journalism Alumni Association Scholarship Endowment	4,577.50	320.00		
3283	James S. Barden Memorial Award Endowment	1,070.00	25.00		
3284	Salkin Foundation Music Scholarship Endowment	2,500.00	2,500.00		
3285	Richard M. Elliott Memorial Fund	26,379.94	2,869.00		1,433.93
3286	Thomas M. and Druscilla Paist McGill Memorial Fund	23,857.08	1,500.00		
3287	Lillian Zelle Scholarship				
3288	Kermit A. Olson Memorial Lectureship Horticulture			10,000.00	
3289	Lewis S. and Florence E. Diamond Student Aid	65,204.32		164.62-	
3290	Robert C. McClurg and Bruno H. Green Law Scholarship	25,000.00			
3291	Walter Quirt Memorial Fund	501.25		684.00	
3292	Minneapolis Kennel Club Research on Hipcysplasia		2,000.00		
3293	Eloise Newcomb Pittman Memorial Scholarship Fund		3,000.00		
3294	Norman Pankratz Memorial Conservation Award		5,000.00		
3295	William D. and Ruth Nelson Education Fund Pharmacy		1,000.00		
3296	Thomas P. Cranna Memorial Fund Endowment			1,204.00	28.36
3297	Margaret L. Weyerhaeuser Rare Book Fund		10,000.00		
3298	Ralph and Mildred Garber Research Award		10,000.00		139.81
3299	Blanche V. Agrell Memorial Variety Club Heart Hospital Endowment		48,000.00		423.08
3300	John K. Fesler Memorial Publication Fund		30,252.80		
3301	Carrol S. Geddes Endowment Fund		50,000.00		
3302	Wesley W. Spink Lectures on Comparative Medicine			28,000.00	370.19
3303	Wesley W. Spink Lectures on Comparative Medicine Bush Fund		10,000.00	10,000.00	176.35
3304	Blanche V. Agrell Cancer Research		48,000.00		423.08
3305	Harold Leonard Memorial Fund		14,500.00		
3306	David F. Swenson Kierkegaard Memorial Fellowship Fund		38,596.82		169.91
3307	E. W. Bohannon Scholarship Fund		1.00		
3308	Harold C. Timberlake Annuity Fund		80,427.10		
3516	William R. Vance Scholarship Fund	24,927.09		4,682.94	
3517	Norwegian-American Graduate Fellowship	11,400.55			
3518	Gordon Foundation Inc. Scholarship	22,815.30			5.43 1,285.43
3519	Irene F. Jackson Memorial Fund Library Science	18,992.40			
3520	Mary E. Head Charity Fund	2,000.00			
3521	Theodore Christianson Jr. Memorial Scholarship	3,975.94		337.76-	6.38-
3522	Clara A. Helwig Scholarship	25,760.08			
3524	Class of 1906 Scholarship	4,762.29		4,762.29-	
3526	Thomas F. Barnhart Memorial Scholarship	8,160.45			
3528	Edmund J. Longyear Scholarship Fund	2,116.23	10.00	5,279.37	

STATEMENT OF ENDOWMENT FUNDS
July 1, 1970 to June 30, 1971

EXHIBIT D

Current Restricted Funds								
Balance June 30, 1971	Account No.	Balance July 1, 1970	Gifts	Interest Income	Other Income	Expenditures	Transfers	Balance June 30, 1971
8,625.00	0850-8510							
9,194.85	0850-8510							
3,164.90	0850-8510							
26,055.06								
10,000.00	0850-8592	277.00		529.66				806.66
90,154.32	0850-8601			4,774.91			2,267.63	7,042.54
5,000.00	0850-8125	2,267.63		265.61			2,267.63-	265.61
16,460.60	0850-8593			1,325.68				1,325.68
4,115.15	0850-8126	113.11		218.28		100.00		231.39
4,897.50	0850-8127	863.72		202.42-		405.00		256.30
1,095.00	0850-8129	10.37		60.47				70.84
5,000.00	0850-8595	57.69		191.31				249.00
30,682.87								
25,357.08	0850-8739	550.73		1,298.91		500.00		1,349.64
	0850-8596		250.52			250.00		.52
10,000.00	0940-4625			433.26		300.00		133.26
65,039.70	0850-8130			944.56		2,573.30	164.62	1,464.12-
25,000.00	0850-8602	461.64		1,324.05				1,785.69
1,185.25	0850-8598	4.82		67.25				72.07
2,000.00	0725-5900			104.84				104.84
3,000.00	0850-8131			157.21				157.21
5,000.00	0850-8951			141.38		250.00		108.62-
1,000.00	0940-4042			18.88				18.88
1,232.36								
10,000.00	0940-4771			235.60				235.60
10,139.81								
48,423.08								
30,252.80								
50,000.00	0850-8510	23,783.46	78,003.05	2,689.34	68.00	70,433.79	6,087.89	40,197.95
28,370.19	0940-4043					555.14	10,363.17	9,808.03
20,176.35								
48,423.08								
14,500.00								
38,766.73								
1.00								
80,427.10								
29,610.03	0850-8500	4,682.94		1,790.63			4,682.94-	1,790.63
11,400.55	0850-8501							
24,106.16								
18,992.40	0850-8001	1,178.92		975.27		1,330.00		824.19
2,000.00	0940-4361	1,368.12		135.72				1,503.84
3,631.80	0850-8582	262.24		227.59		600.00	337.76	227.59
25,760.08	0850-8800	5,505.76		1,746.09		1,000.00		6,251.85
	0850-8002	574.12				500.00	74.12-	
8,160.45	0850-8502	626.19		525.05		500.00		651.24
7,405.60	0850-8004	778.44		236.99		400.00	378.44-	236.99

STATEMENT OF ENDOWMENT FUNDS

July 1, 1970 to June 30, 1971

EXHIBIT D

Fund No.	Name	Endowment				Earnings Transferred To Principal
		Principal July 1, 1970	Endowment Gifts	Transfer	Adjustments	
3529	Stanley Buckman Fund	27,500.00				
3531	Dr. J. Anna Norris Scholarship	11,534.98				
3532	Thomas M. Partridge Memorial Scholarship	5,000.00				
3534	Robert Best Medical School Scholarship	2,925.94				160.34
3535	Augustus L. Searle Scholarship	372,375.00			2,986.16	
3536	Hormel Institute Endowment Fund	105,990.41				6,120.28
3537	Stephen A. Somsen Scholarship	1,000.00				
3538	Walter D. Boutell Memorial Scholarship	45,000.00				
3540	Francis H. DeGroat Memorial Award	1,500.00				
3541	Claude A. Mather Memorial Scholarship	10,000.00				
3542	Forest Products Marketing Scholarship	5,000.00	300.00			
3543	Elvin C. Stakman Endowment Fund	8,531.54				
3545	Frank H. Peavey Freshmen Sophomore Debate Fund	4,000.00				
3551	J. L. Washburn Memorial Fund	3,692.96				
3554	Frederick Klaeber Scholarship	52,586.42				
3555	Margaret H. Kendall Educational Aid Fund	45,123.66				
3556	Belle B. Sorensen Music Fund	32,772.67				
3557	University Theatre and Fine Arts Building Fund	722.67				43.85
3560	Marion W. Selvig Award Fund	1,000.00				
3561	Elliott M. Baron Memorial Award	1,600.00				
3562	General Research Pharmaceutical Chemistry and Allied Fields	6,852.06				
3563	Lectureship Fund in Cancer, Biology and/or Physiology	10,000.00				
3564	Martin W. and George L. Case Medical Scholarship	10,300.00				
3567	Caroline M. Crosby Memorial Fellowship in Botany	26,400.00				
3569	Walter B. Cline Memorial Scholarship	2,867.17				
3570	Owen H. Wangenstein Surgical Education Fund Instructional Trust Funds	19,777.95				
3571	Henrietta Zaun Fund for Cancer Research	36,500.49				
3572	Herman J. Lange Scholarship	12,000.00				
3573	Edward E. Davidson Memorial Scholarships	44,229.12				
3574	Anna Von Helmholtz-Phelan Scholarship in Writing	2,176.05		149.47		
3575	Physicians Hospitals and Supply Co. and Ulmer Pharmacal Co. Fund	9,186.11				
3576	Wallace H. Cole Fund	97,194.03				
3578	Earle M. Barrows Fund for Cancer Research	15,898.58				
3582	Henry J. Fletcher Memorial Aid Fund	17,970.09				
3583	Neurology Research Fund	60,614.03	2,000.00			
3585	George S. Clark Trust Fund	343,070.99				
3586	Boothby-Lovelace Surgical Travel Fellowship	19,363.52				
3588	Albert E. Grapp Trust Annuity Fund	617,918.41				50,522.64
3591	H. W. Wilson Scholarship	25,000.00				
3592	Wilbur A. Cherry Memorial Fund	75,082.60		24,703.27		
3593	Henry A. and Winifred B. Erickson Lectureship in Physics	3,012.80				
3594	Helen Bunn Research in Human Genetics	22,000.00		2,000.00		
3595	Henry L. Williams Memorial Scholarship	162,926.74	1,460.00	1,077.70	479.00	9,247.93
3596	G. Nelson Dayton Fund for Cancer Research Malignant Disease Fund	641.19				51.07
3597	Metropolitan Opera Guarantee Fund	112,832.51		35,999.65-	3,817.08-	4,569.15
3598	Henry J. Davis Awards of Merit	8,998.44				648.67
3599	Clarence G. Orendorff Fund	18,869.64				
3600	Mayo Foundation	3,344,645.90				
3601	William J. Murphy Endowment Fund for Educational Purposes	944,648.49		740.74		
3602	Minnesota Hospital and Home for Crippled Children For Other Purposes	2,556,189.73				

STATEMENT OF ENDOWMENT FUNDS
July 1, 1970 to June 30, 1971

EXHIBIT D

Current Restricted Funds								
Balance June 30, 1971	Account No.	Balance July 1, 1970	Gifts	Interest Income	Other Income	Expenditures	Transfers	Balance June 30, 1971
	0850-8608						378.44	378.44
27,500.00	0850-8713	3,360.27		1,464.99		600.00	500.00-	3,725.26
	0850-8603					500.00	500.00	
11,534.98	0850-8005	2,334.29		760.38		1,350.00		1,744.67
5,000.00	0850-8702							
3,086.28								
375,361.16	0850-8701	35,620.42		18,352.38		10,424.30		43,548.50
112,110.69								
1,000.00	0850-8801	15.30		87.00		75.00		27.30
45,000.00	0850-8008	5,552.62		3,007.59		1,338.00		7,222.21
1,500.00	0850-8802	906.97		101.79				1,008.76
10,000.00	0850-8009	3,493.10		687.30				4,180.40
5,000.00	0850-8702	1,549.19		674.25				2,223.44
8,831.54	0940-4600	1,375.56		547.06				1,922.62
4,000.00	0850-8503	1,416.77		274.92				1,691.69
3,692.96	0850-8803	933.32		260.13		275.00		918.45
52,586.42	0850-8011	4,571.38		3,715.86		3,860.00		4,427.24
45,123.66	0850-8012	3,552.74				540.00	2,568.65-	444.09
	0850-8815			3,375.60		2,500.00	2,568.65	3,444.25
32,772.67	0850-8013	3,035.00		2,539.53		3,000.00		2,574.53
766.52								
1,000.00	0850-8900	341.39		68.73				410.12
1,600.00	0850-8504	186.92		127.28		185.00		129.20
6,852.06	0731-5901	2,650.03		567.24		1,187.91		2,029.36
10,000.00	0940-4601	7,515.95		870.00				8,385.95
10,300.00	0850-8014	768.48		731.67		768.00		732.15
26,400.00	0850-8505	3,612.42		2,296.80		3,575.00		2,334.22
2,867.17	0850-8506	765.83		249.69		500.00		515.52
19,777.95	0940-4000	1,457.22		1,235.40		1,331.52		1,361.10
36,500.49	0697-5900	4,759.29		3,175.50		3,714.81		4,219.98
12,000.00								
44,229.12	0850-8015	3,743.31		1,072.29		1,226.85	2,374.19-	1,214.56
	0850-8950			2,379.00		1,600.00	2,374.19	3,153.19
2,325.52	0850-8006	100.00		149.47			149.47-	100.00
9,186.11	0940-4001	1,644.56	1,000.00	501.12		644.95		2,500.73
97,194.03	0697-5901	7,595.77					7,595.77-	
	0711-5901	4,217.48		7,261.89		10,142.00	7,595.77	8,933.14
15,898.58	0685-5908	1,246.90		1,383.30				2,630.20
17,970.09	0850-8507	3,722.53		900.80				4,623.33
62,614.03	0702-5900	4,507.68		4,065.08		377.81		8,194.95
343,070.99	0688-5900	48,355.05		28,875.74		38,062.34		39,168.45
19,363.52	0850-8508	1,869.29		1,655.61		1,500.25		2,024.65
668,441.05								
25,000.00	0850-8007	4,979.30		1,708.68		1,000.00		5,687.98
99,785.87	0850-8509	24,703.27	470.00	6,560.24			24,703.27-	7,030.24
3,012.80	0940-4602	1,104.63		223.66		6.61		1,321.68
24,000.00	0788-5900	2,026.64		1,603.50			2,000.00-	1,630.14
175,191.37								
692.26								
77,584.93								
9,647.11	0850-8511	2,430.27				1,000.00		1,430.27
18,869.64	0850-8010	4,510.03		1,442.46		4,450.00		1,502.49
3,344,645.90	0402-3218	13,292.86		267,095.22		280,735.96		347.88-
945,389.23	0400-2014	1,806.38		76,990.04		76,783.62	790.21-	1,222.59

2,556,189.73

STATEMENT OF ENDOWMENT FUNDS
July 1, 1970 to June 30, 1971

EXHIBIT D

Fund No.	Name	Endowment			Earnings Transferred To Principal
		Principal July 1, 1970	Endowment Gifts	Transfer	
	Operating temporarily as an endowment	1,274,566.84		147,353.45	
	Land Rentals				
	Hospital Service In-Patient				
3603	Caleb Dorr Fund:				
	For student aid	85,470.09			
	Operating temporarily as an endowment	6,231.33			
	College fellowship				
	College scholarships				
	Waseca scholarships				
	Reserve Caleb Dorr Fund				
3606	Cosmopolitan Club Loan Fund	200.00			
3607	Elliot Trust Fund:				
	Operating Temporarily as an endowment	217.36			
	For loan funds	5,000.00		4,782.64	
3609	Gilfillan Trust Fund:				
	Operating temporarily as an endowment	9,230.00			
	For loan funds	40,770.00			
3610	Edward M. and Effie R. Johnson Loan Fund	5,000.00			
3611	Law Alumni Scholarship Loan Fund	44,278.90			
3613	Lind Fund for Crippled Children	6,613.07			
3615	Ludden Estate Fund:				
	Operating temporarily as an endowment	1,500.00			
	For loan funds	6,207.00			
3616	Ludden Real Estate Fund:				
	Operating temporarily as an endowment	41,091.85			
	For loan funds	1,331.35			
3617	Ludden Trust Fund:				
	Operating temporarily as an endowment	9,984.72			
	For loan funds	10,000.00			
3619	Minnesota State Organization for Public Health Nursing Fund	534.37			
3627	Class of 1902 Loan Fund	14,628.42			
3632	Helen Dwan Fund	2,058.75			
3641	W. J. Bryan Prize	957.04		22.04	
3643	Nina M. Cohen Scholarship	2,240.34			
3644	R. E. Cutts Memorial Fund	1,454.37		348.22	117.71
3645	Gideon Memorial Fund	774.06			
3646	Samuel B. Green Scholarship	470.97			
3647	Horton Art Scholarship	1,761.60			
3648	Albert Howard Scholarship	5,466.79			
3649	Edward M. and Effie R. Johnson Scholarship	12,777.07			
3650	John A. Johnson Memorial Fund	22,085.13			
3651	Charles Lathrop Pack Forestry Prize	2,000.00			
3652	Capt. DeWitt J. Payne Memorial Fund	18,307.82			
3653	Shevlin Fellowship	42,830.23			
3654	A. D. Wilson Prize	381.95			
3655	Fellowship Association of the University of Minnesota	5,689.88		3,347.10	
3656	Clara Ueland Fellowship	15,099.51			
3657	Eitel Scholarship	78,418.75			4,074.61-
3658	Coffman Educational Research Foundation Scholarship	5,366.01			
3659	Law Faculty Scholarship and Loan Fund	19,690.88		5,387.20	
3660	Mary L. Bull Scholarship	847.69			
3661	Thomas F. Andrews Fellowship in Geology	4,566.11			
3662	E. M. Freeman Medal for Student Leadership	100.00			
3663	Howard Baker Fellowship	12,961.32			1,056.70
3664	Clarissa W. Marsh Memorial Scholarship	5,000.00			
3666	Reyerson Research Fund	26,006.60			1,293.86
3667	James E. Moore Trust Fund	56,162.72			
3670	Frederick J. Wulling Trust Fund	11,964.55			
3671	Herschel V. Jones Journalism Fund	31,546.22			
3672	William A. Lawhead Loan Fund	2,000.00			
3673	Class of 1889 Memorial Prize	2,000.00			
3674	General Research Endowment	236,437.49		40,600.56-	3,400.36

STATEMENT OF ENDOWMENT FUNDS
July 1, 1970 to June 30, 1971

EXHIBIT D

Current Restricted Funds								
Balance June 30, 1971	Account No.	Balance July 1, 1970	Gifts	Interest Income	Other Income	Expenditures	Transfers	Balance June 30, 1971
1,421,920.29	0940-6909					2,146.49	2,146.49	
	0940-1017				2,700.00		2,700.00-	
	0940-4299			266,799.94		120,000.00	146,799.94-	
85,470.09								
6,231.33								
	0850-8703	2,896.61		7,936.14		2,000.00	5,989.95-	2,842.80
	0850-8704	5,385.25				4,513.81		871.44
	0850-8740					375.30	375.30	
	0850-8904					400.00	400.00	
	0850-0909	6,265.35					5,214.65	11,480.00
200.00								
217.36								
9,782.64								
9,230.00								
40,770.00								
5,000.00								
44,278.90								
6,613.07								
1,500.00								
6,207.00								
41,091.85								
1,331.35	0850-8559	200.00		100.00		100.00		200.00
9,984.72								
10,000.00								
534.37								
14,628.42	0850-8049	59,065.16	30,728.90	995.28		36,692.60	16,785.20	70,881.94
2,058.75	0850-8512	251.88		179.22				431.10
979.08	0850-8513	150.00		72.04			22.04-	200.00
2,240.34	0850-8016	400.72		190.53		200.00		391.25
1,920.30	0850-8514	348.22					348.22-	
774.06	0850-8706	150.72		60.03		100.00		110.75
470.97	0850-8707	347.36		40.89		33.15		355.10
1,761.60	0850-8515	249.76		153.12		125.00		277.88
5,466.79	0850-8516	1,818.15		475.89		1,200.00		1,094.04
12,777.07	0850-8517	1,571.03		1,111.86		1,300.00		1,382.89
22,085.13	0850-8017	1,894.18		1,480.74		1,440.00		1,934.92
2,000.00	0850-8708	1,041.06		174.00				1,215.06
18,307.82	0850-8518	1,845.93		1,592.97		1,800.00		1,638.90
42,830.23	0850-8519	4,472.38		2,807.49		3,090.00		4,189.87
381.95	0850-8709	374.02		32.19				406.21
9,036.98	0850-8520	3,422.10		524.52		75.00	3,347.10-	524.52
15,099.51	0850-8521	4,447.14		1,215.04				5,662.18
74,344.14								
5,366.01	0850-8522	4,237.37		467.19				4,704.56
25,078.08	0850-8523	5,387.20		1,844.49			5,387.20-	1,844.49
847.69	0850-8710	80.53		73.95		80.00		74.48
4,566.11	0850-8524	2,016.90		356.70		200.00		2,173.60
100.00	0850-8711	22.94		8.70				31.64
14,018.02								
5,000.00	0850-8804	1,686.07		339.30		200.00		1,825.37
27,300.46								
56,162.72	0697-5904	5,083.86		4,503.99		3,048.91		6,538.94
11,964.55	0940-4002	2,084.64		699.31		239.40		2,544.55
31,546.22	0940-4003	6,454.98	1,320.95			5,912.00		1,863.93
2,000.00								
2,000.00	0850-8526	1,589.12		174.00				1,763.12
199,237.29	0850-8239	7,070.58				6,064.90		1,005.68
	0850-8594	347.03				250.50		96.53
	0940-1402					1,248.34	1,248.34	
	0940-1533	5,005.43		6,946.43		1,141.73	8,768.62-	2,041.51
	0940-3500					1,828.00	2,100.00	272.00
	0940-4484	6,874.41				6,721.25		153.16

STATEMENT OF ENDOWMENT FUNDS
July 1, 1970 to June 30, 1971

EXHIBIT D

Fund No.	Name	Endowment				Earnings Transferred To Principal
		Principal July 1, 1970	Endowment Gifts	Transfer	Adjustments	
3675	St. Paul Central University of Minnesota Scholarship	10,258.21				
3679	Thomas F. Andrews Endowment for Research Prize (Sigma Xi)	2,501.45				
3681	Parents' Publishing Association Fund For Educational Purposes	97,424.74				
3682	Adolph Erickson Fund for Social Welfare	2,606.85				
3685	Ruedlinger Memorial Fund	140.81				
3693	John B. Johnston Educational Fund	8,657.90				
3695	John C. Frizzell Estate Fund	5,667.57				
3696	Earle C. Bailie Fund	1,499.80				
3700	Thomas F. Wallace Scholarship	50,589.32				
3706	Northwest School O. W. Peterson Memorial Fund	205.95				
3707	Josiah and Sarah E. Lothrop Scholarship	7,540.70				
3708	Pioneer Fund	5,160.67		1,171.27	876.65 -	145.60
	Art History					
	Studio Arts					
	Rental					
	Music					
3711	University of Minnesota Hospitals Bed Endowment Fund	3,971.05				271.70
3712	Joseph L. Merriam Turst Fund					
	Rental-Northwestern Bank	677,407.97		10,500.00		
3714	Bertha Weiskopf Memorial Fund					
3715	Twin City Milk Producers Association Equity Fund	10,057.24				
3719	Endowment Fund of the School of Nursing Instructional Trust Funds	8,310.98				
3720	Charles P. Sigerfoos Fellowship in Zoology	10,032.52		227.49		
3721	Margaret S. Hunt Scholarship	14,640.25				999.02
3723	Diehl-Copavin Fund	45,903.39				2,970.27
3724	John H. Rishmiller Scholarship and Loan Fund	69,576.01		3,582.00		3,123.18
	Rental - Rishmiller Farm					
3725	Alexander P. and Lydia Anderson Fellowship	25,216.67				
3726	Julia C. Upson Fund	226.35				
3727	Elias P. Lyon Medical Lectureship	4,575.32				
3728	Appreciation Day Band Fund	5,719.39				
3729	Maroon and Gold Scholarship Fund	1,223.27				83.43
3730	E. W. D. Holway Herbarium Fund	1,349.78				
3733	Sigma Xi Scholarship	6,315.00				
3735	Emil Oberhoffer Fund	10,000.00				
3737	Floyd B. Olson Cancer Memorial Fund	25,000.00				
3738	Kappa Epsilon Award	425.00				
3739	Carl Schlenker Memorial Scholarship	13,164.82				
3740	Dr. James W. and Alice B. O'Neil Fund for Deserving Students of Dentistry	5,000.00				
3741	Laverne Noyes Foundation	90,844.76				
3742	Josephine L. Harper Memorial Fund	4,924.39			839.80 -	
3743	Class of 1890 Fellowship	3,050.37				
3748	Haydn S. and Mary M. Cole Fellowship	46,409.37				
3753	William A. O'Brien Scholarship	7,731.07	608.00			
3755	American Legion Scholarship and Loan Fund	1,000.00				
3756	Chapman Memorial Fund for Research in Entomology	1,272.50				
3757	Weed Munro Law Scholarship	1,000.00		335.21		96.48
3758	Fine Arts Fund	6,625.52				
3759	Charles Fremont Dight Eugenics Research Fund	175,111.30				
3760	Wilbur C. Hadden Memorial Fund	538.00				
3762	Merck and Company Research Fund	44,441.10				
3763	Lee Irvin Smith Fund	14,996.27				
3766	University Theatre Building Fund	19,073.58				1,219.83
3767	S. G. Comstock Book Fund for Ada Comstock Hall	1,500.00				

STATEMENT OF ENDOWMENT FUNDS
July 1, 1970 to June 30, 1971

EXHIBIT D

Current Restricted Funds								
Balance June 30, 1971	Account No.	Balance July 1, 1970	Gifts	Interest Income	Other Income	Expenditures	Transfers	Balance June 30, 1971
10,258.21	0850-8018	1,916.22		851.73		1,210.00		1,557.95
2,501.45	0850-8527	670.80		207.06		500.00		377.86
97,424.74	0401-4911	29,832.52	1,000.00	8,056.11	81.13	25,130.75	15,000.00	28,839.01
2,606.85	0940-4363	2,083.08		225.33				2,308.41
140.81	0850-8712	45.31		12.18				57.49
8,657.90								
5,667.57	0940-4365	4,484.04		493.29		144.62		4,832.71
1,499.80	0940-4366	697.32		130.50		81.05		746.77
50,589.32	0850-8528	6,617.92		3,947.19		6,450.00		4,115.11
205.95	0850-8905	140.48		18.27				158.75
7,540.70	0850-8019	838.89		534.18		800.00		573.07
5,600.89								
	0850-8529	443.08		36.40			511.38	990.86
	0850-8581	285.16		36.40		100.00		221.56
	0940-1013				1,601.00		1,601.00-	
	0940-4004	1,764.30		72.79		662.18	81.65-	1,093.26
4,242.75								
	0850-8020	28,883.22		15,357.20		7,255.00	14,500.00-	22,485.42
687,907.97	0940-1016				10,500.00		10,500.00-	
	0850-8816			5,136.00		5,850.00	6,000.00	5,286.00
	0850-8857		165.00	8,004.00		8,665.00	8,500.00	8,004.00
	0850-8021		250.00			250.00		
10,057.24								
8,310.98	0940-4006	5,520.86		706.44		350.00		5,877.30
10,260.01	0850-8558	500.00-		727.49			227.49-	
15,639.27								
48,873.66								
76,281.19	0850-8022	4,582.00		1,500.00		1,000.00	3,665.12-	1,416.88
	0940-1015					83.12	83.12	
25,216.67	0850-8530	113.22		2,194.14		2,000.00		307.36
226.35	0940-4710	181.72		20.01		115.07		86.66
4,575.32	0940-4603	3,177.87		365.40				3,543.27
5,719.39	0850-8531	520.52		497.64		520.52		497.64
1,306.70								
1,349.78	0940-4007	1,555.93		117.45		1,555.93		117.45
6,315.00	0850-8023	646.00		464.15		500.00		610.15
10,000.00	0850-8532	1,051.67		870.00		910.00		1,011.67
25,000.00	0692-5903	14,769.33		2,175.00				16,944.33
425.00	0850-8534	207.15		37.41		25.00		219.56
13,164.82	0850-8535	2,444.50		1,073.58				3,518.08
5,000.00	0850-8536	3,667.50		435.00				4,102.50
90,844.76	0850-8024	11,352.71		5,956.89		6,175.00		11,134.60
4,084.59	0850-8025	543.40		172.15				715.55
3,050.37	0850-8537	617.13		265.35		250.00		632.48
46,409.37	0850-8538	3,890.56		3,786.24		4,187.02		3,489.78
8,339.07	0850-8026	610.29		465.36		580.00		495.65
1,000.00	0850-8539	91.00		87.00		91.00		87.00
1,272.50	0661-5900	115.57		110.49		115.57		110.49
1,431.69	0850-8540	335.21					335.21-	
6,625.52	0940-4604	2,346.09	2,000.00	554.19				4,900.28
175,111.30	0788-5901	17,397.31		14,458.44	89.90	15,668.59		16,277.06
538.00	0940-4711	249.12		46.98				296.10
44,441.10	0636-5900	17,678.97		3,866.28		277.70		21,267.55
14,996.27	0636-5901	10,995.17		1,305.00				12,300.17
20,293.41								
1,500.00	0940-4712	1,452.11		130.50				1,582.61

STATEMENT OF ENDOWMENT FUNDS
July 1, 1970 to June 30, 1971

EXHIBIT D

Fund No.	Name	Endowment				Earnings Transferred To Principal
		Principal July 1, 1970	Endowment Gifts	Transfer	Adjustments	
3768	Thomas S. Roberts Fund	34,006.27				
3769	Guy Stanton Ford Lectureship Fund	15,000.00				
3770	Curtis Floyd Jensen Scholarship	10,000.00		2,104.84		
3771	Samuel W. Melendy Memorial Fund	199,796.35				
	Reserve					
	Melendy Plant Garden					
	Melendy Memorial Lectures					
	Investments					
	Fellowships					
3781	Dean E. E. Nicholson Scholarship Fund for Returning Military Studentst	760.14				51.24
3788	Minnesota Academy of Science – Cedar Creek Forest	1.00				
3791	Land O'Lakes Patronage Fund	3,928.58			337.17	
3792	Frank E. Burch Research Fund in Ophthalmology	483,562.69				29,631.44
3794	Edgar W. Morrill Scholarship	3,204.41				
3795	William Hodson Memorial Fund	10,517.69				
3796	Mayo Public Health Fund	81,956.80				4,780.74
3798	Staff Welfare Fund	70,329.01				4,187.48
3815	Michael T. Swifka Memorial Scholarship Fund	9,500.00	500.00			
3827	William A. Schaper Memorial Fund	10,000.00				
3835	Joseph W. Beach Memorial Lectureship	15,127.60				
3837	Walter C. Coffey Scholarship	1,000.00				
3838	Adrian E. Buttz Fund	156,807.28				
3839	The Dalton Le Masurier Memorial Lectureship and Scholarship Fund	12,483.10				
3842	Erhard A. Anderson Horticultural Award	10,000.00				
3844	Albert J. Chesley Memorial Lectureship in Public Health	4,763.70				
3846	Minnesota Horticulture Society	36,000.00		1,000.00—		
3849	Harlow C. Richardson Scholarship	47,292.97				
3850	Carroll Binder Memorial Awards in Journalism	20,580.07				
3851	Elvira C. Larson Scholarship Fund	18,515.53				
3852	Nellie S. Trufant Memorial Scholarship in Engineering	4,966.63				
3853	John Y. Breckenridge Memorial Book Award	500.00				
3858	John A. Clark Research in Diseases of Heart and Cancer	34,949.15				
3859	Allan T. H. Bluhm Memorial Award	11,648.24			572.46	
3861	Marcia M. Enbody Scholarship	42,916.26	2,680.00	200.00		
3862	The Cecil A. Krelitz Memorial	10,943.98	200.00	1,686.62		
3863	Harriet Stoll Memorial Scholarship	30,090.48				
3864	Mildred H. Evans Scholarship	22,366.24				
3869	Donald J. Cowling Medical Research Fund for Research	69,500.00				
	Operating temporarily as an endowment	134,466.26				
3871	Margaret Caldwell Memorial Scholarship in Nursing	414.57				
3874	John P. Fridley Foundation – Undergraduate Scholarship	416,895.07				
	Graduate Fellowship					
3875	Oscar W. Firkins Memorial Fund	17,822.74				
3876	LaVerne Wegener Memorial Award	224.10				
3880	John T. Tate Memorial Scholarship	12,025.00				
3881	Marlow Bergstrom Memorial Fund	188,990.51				
3882	James E. Dorsey Scholarship Fund	8,888.90		1,640.28		
3883	William W. Stout Memorial Fund Graduate Fellowship	199,862.60				
3884	The Carl F. Schlotthauer Memorial Surgery Award	556.05				274.31
3886	Class of 1913 50th Anniversary Fund	5,112.69				
3887	Willes B. Combs Memorial Library Fund	3,804.50				
3888	Paul Goldsborough, Jr. Fund	5,000.00				
3890	Allen W. Edson Award	547.51				
3891	Charles J. Brank – Class of 1902 Scholarships in Botany	40,000.00				

STATEMENT OF ENDOWMENT FUNDS
July 1, 1970 to June 30, 1971

EXHIBIT D

Current Restricted Funds								
Balance June 30, 1971	Account No.	Balance July 1, 1970	Gifts	Interest Income	Other Income	Expenditures	Transfers	Balance June 30, 1971
34,006.27	0940-4605	21,996.27	154.00	2,958.87	1,547.94	10,112.63		16,544.45
15,000.00	0940-4606	4,633.51		1,249.32		800.00		5,082.83
12,104.84	0850-8541	2,104.84		929.51			2,104.84-	929.51
199,796.35	0850-8027					4,500.00	4,500.00	
	0850-0908	29,837.16					1,397.81-	28,439.35
	0940-4008	263.70		50.00				313.70
	0940-4607	651.20		150.00		150.00		651.20
	0850-1000			16,115.11			16,115.11-	
	0850-8565	2,017.08				8,680.00	13,012.92	6,350.00
811.38								
1.00								
4,265.75								
513,194.13	0705-5900	4,526.08		1,366.20				5,892.28
3,204.41	0850-8057	1,076.39		278.40				1,354.79
10,517.69	0850-8542	2,147.27		915.24		2,049.07		1,013.44
86,737.54								
74,516.49								
10,000.00	0850-8056	593.28		497.12		500.00		590.40
10,000.00	0850-8029	780.56		704.70		780.00		705.26
15,127.60	0940-4608	3,573.95		1,008.33		1,100.00		3,482.28
1,000.00	0850-8714	165.20		69.60		150.00		84.80
156,807.28	0940-4609	11,232.03		10,569.54			11,176.62-	10,624.95
12,483.10	0940-4610	1,985.70		792.57				2,778.27
10,000.00	0850-8906	725.27		693.39		725.27		693.39
4,763.70	0940-4611	1,244.55		322.16				1,566.71
35,000.00								
47,292.97	0850-8031	6,475.23		3,194.64		3,110.00		6,559.87
20,580.07	0850-8543	1,548.50		1,291.95		1,544.00		1,296.45
18,515.53	0850-8715	1,380.72		1,204.95		1,400.00		1,185.67
4,966.63	0850-8032	724.19		323.64		300.00		747.83
500.00	0850-8544	113.17	26.60	32.19		13.50		158.46
34,949.15	0685-5901	4,142.29		2,231.55				6,373.84
12,220.70	0850-8033	730.46		580.71		497.40		813.77
45,796.26	0850-8034	3,472.70	785.00	2,631.40		3,080.00	200.00-	3,609.10
12,830.60	0850-8035	2,086.62		644.84		400.00	1,686.62-	644.84
30,090.48	0850-8036	2,083.96		1,921.83		1,580.00		2,425.79
22,366.24	0850-8037	2,301.41		1,287.60				3,589.01
69,500.00	0697-5907	21,529.26		12,137.37	210.00	3,194.28		30,682.35
134,466.26								
414.57	0850-8038	89.35		22.62				111.97
416,895.07								
	0850-8039	31,071.68		8,340.98		9,525.00		29,887.66
	0850-8545	18,042.42		16,681.96		16,094.87		18,629.51
17,822.74	0940-4010	3,407.60		1,061.40		1,200.00		3,269.00
224.10	0850-8722	50.84		10.44				61.28
12,025.00	0850-8040	782.09		716.01		420.00		1,078.10
188,990.51	0685-5902	59,088.17		11,254.32				70,342.49
10,529.18	0850-8546	1,640.28		569.42			1,640.28-	569.42
199,862.60	0850-8561	8,922.20		5,901.21		9,000.00		5,823.41
	0850-8041	7,046.62		1,901.21		2,820.00	3,978.84-	2,148.99
	0850-8856			4,000.00		4,030.00	3,978.84	3,948.84
556.05	0850-8716	75.08		33.06		25.00		83.14
5,387.00								
3,804.50	0940-4713	293.04		228.81		250.94		270.91
5,000.00	0850-8555	948.44		285.36				1,233.80
547.51	0850-8852	161.02		32.19				193.21
40,000.00	0850-8556	3,824.76		2,364.66		3,100.00		3,089.42

STATEMENT OF ENDOWMENT FUNDS
July 1, 1970 to June 30, 1971

EXHIBIT D

Fund No.	Name	Endowment			Earnings Transferred To Principal
		Principal July 1, 1970	Endowment Gifts	Transfer	
3892	Samuel Kroesh Scholarship	8,495.04			473.28
3894	Louise T. Dosdall Scholarship Fund	238,373.79			11,497.92
3895	Mary L. Edwards Scholarship Duplex	16,524.58			
3896	George T. Walker Fund:				
	For Research	5,562.55			
	For Student Aid	5,562.55			
3897	Ernest Conary Memorial Cancer Research Fund	10,000.00			
3900	Dean E. M. Freeman Scholarship	339.50			
3902	Charles E. Merrill Service Men Rehabilitation Fund	5,185.90			
3903	Harold C. Wieman Scholarship	2,574.58			
3904	William H. Emmons Fund	9,553.25			
3905	J. B. Johnston Lectureship in Neurology	8,000.00		2,700.00	
3906	Leo G. Rigler Lectureship in Radiology	13,005.00			
3909	William S. Pattee Memorial Lectureship	1,404.06			
3910	Frederick B. Wells Trust Fund	80,000.00			
3911	Horace Newhart Research in Otolaryngology	7,735.00			
3913	Lura C. Hutchinson Scholarship	12,059.87		725.15	
3915	John Miller Memorial Fund	510.00			
3916	Owen Wangensteen Surgical Research Fund	19,295.26		89.14	1,272.72
3917	John C. Hutchinson Scholarship	11,132.43			
3918	Friends of University of Minnesota Library	1,733.50			
3921	Harriet Walker Fund	26,541.83			
3923	Dufresne Memorial Scholarship:				
	For Student Aid	106,603.05			9,605.03
	Operating temporarily as an endowment	48,525.86			
3924	Clarence C. Causman Memorial Fund - Plant Pathology	20,000.00			
3926	Mary Fisk Cancer and Heart Research	205.00			
3929	Oscar Mather Scholarship	250.00			
3930	Conway MacMillan Memorial Research Fellowship in Botany				
3931	Charles W. Nichols Service Awards	200.00			
3935	Malignant Disease Research Fund	194,225.64	72,696.60		
	Arthur and Stella Sanford				
	Malignant Disease Research				
3937	Sarah H. and William B. Folwell Memorial Fund	23,471.07			
3938	William B. Folwell Military Collection Fund	19,218.97			
3943	Maurice L. Rothchild Scholarship	105,795.16	5,259.97		
3944	William L. McKnight Research Fund	523,769.50			
3945	Margaret McGregor Nursing Library Fund	200.00			
3946	Louise C. Bell Fund	5,500.00			
3949	George C. Christian Cancer Research Professorship:				
	For Research	47,017.93			
	Operating temporarily as an endowment	3,480.74			
3950	Dr. H. Oerting Memorial Fund	10,084.65			
3951	Florence M. Wilson Memorial Fund	1,100.00			
3952	Alice Pomeroy Scholarship	4,176.00			
3953	Ray V. Arnold Scholarship	4,176.00			
3955	University of Minnesota Alumni Endowment Fund	209,087.79	5,276.83	4,943.62	
	Minnesota Alumni Scholarship Fund				
	University of Minnesota Alumni Endowment Fund - Greater				
	University Fund				
3958	Student Loan Fund Reserve	443,381.56		166,797.12-	23,933.32-
3959	John H. Darling Trust Fund	19,081.25			
3960	American Legion Memorial Heart Research Professorship Trust Fund	522,511.22	290.60		
3961	Robert V. Cram Memorial Scholarship	1,562.87			
3963	Fred B. Snyder Greater University Fund	5.00			
3964	Cephas D. Allin Research Fund	5,200.03			
3967	Faith Thompson Scholarship Fund	30,362.65			
3970	Charles H. Smith Trust Fund	37,275.94			
3971	Luthard N. Bergh Memorial Fund	6,410.35	25.00		220.89

STATEMENT OF ENDOWMENT FUNDS
July 1, 1970 to June 30, 1971

EXHIBIT D

Current Restricted Funds							
Balance June 30, 1971	Account No.	Balance July 1, 1970	Gifts	Interest Income	Other Income	Expenditures	Balance June 30, 1971
8,473.28							
240,505.15							
16,524.58	0850-8053	1,252.49	20.41	863.05	21.80	850.00	1,307.75
5,562.55	0636-5902	1,077.98		333.65		250.00	1,161.63
5,562.55	0850-8054	1,079.98		333.64		900.00	513.62
10,000.00	0685-5905	4,817.67		600.30			5,417.97
339.50	0850-8717	70.25		29.58			99.83
5,185.90	0850-8042	5,017.43		451.53			5,468.96
2,574.58	0850-8043	1,208.83		223.59			1,432.42
9,553.25	0850-8547	1,427.83		803.27		1,427.83	803.27
10,700.00	0940-4613	3,716.56		592.91			1,609.47
13,005.00	0940-4614	7,532.11		1,104.90		300.00	8,337.01
1,404.06	0940-4615	729.73		121.80			851.53
80,000.00	0709-5901	24,175.41	5,410.00	3,348.00	2,700.00	8,896.63	26,736.78
7,735.00	0691-5900	26,384.52	5,610.10	673.38	4,760.22	13,291.67	24,136.55
12,785.02	0850-8055			725.15			725.15-
510.00	0850-8907	140.08		44.37		140.00	44.45
20,657.12	0697-5908	89.14					89.14-
11,132.43	0850-8044	3,711.33	25.00	964.83		900.00	3,801.16
1,733.50	0940-4714	10,010.87	1,284.00	150.51	10,298.33	5,754.95	18,301.26
26,541.83	0690-5900	5,285.95		1,919.22		3,738.17	3,467.00
111,253.33							
48,525.86							
20,000.00	0666-5900	17,680.93		1,740.00		415.30	19,005.63
205.00	0685-5906	1.89		.96			2.85
250.00	0850-8718	120.38		21.75		15.00	127.13
	0850-8548	26.70				26.70	
200.00	0850-8549	56.72		13.92		20.00	50.64
266,922.24							
	0697-5910	19,016.20	1,532.31	17,445.41	58.00	17,289.99	20,761.93
23,471.07	0702-5902	1,882.79		1,882.79-			
	0709-5902	10,953.32		3,682.82		1,077.56	13,558.58
19,218.97	0940-4715	2,088.61		1,481.02		2,018.96	1,550.67
111,055.13	0850-8045	8,183.58		7,185.50	7.50	6,622.50	8,754.08
523,769.50	0697-5911	40,283.35		25,810.99		35,545.06	30,549.28
200.00	0945-4011	18.39		17.40		17.44	18.35
5,500.00	0850-8046	1,318.06		478.50		1,200.00	596.56
47,017.93	0692-5900	9,446.23		4,374.88			13,821.11
3,480.74							
10,084.65	0850-8058	687.05		539.40		687.00	539.45
1,100.00	0850-8719	101.89		83.52		100.00	85.41
4,176.00	0850-8047	783.22		363.66		500.00	646.88
4,176.00	0850-8048	387.58		363.66		387.00	364.24
219,308.24	0940-4616	17,522.29		11,277.47			7,093.46-
252,651.12							
19,081.25	0940-4617	13,270.46		1,242.36		506.05	14,006.77
522,801.82	0693-5900	57,388.83	57.00	45,114.89		23,574.18	78,986.54
1,562.87	0850-8551	216.03		134.85			350.88
5.00	0940-1113	7,967.63	1,200.00	.87		9,380.22	2,301.16
5,200.03	0608-5900	1,486.83		361.05			1,847.88
30,362.65	0850-8068	1,682.14		1,607.76		1,545.00	1,744.90
37,275.94	0940-4368	23,870.02		2,801.40			26,671.42
6,656.24	0685-5903	945.07	110.00	220.90			1,275.97

STATEMENT OF ENDOWMENT FUNDS
July 1, 1970 to June 30, 1971

EXHIBIT D

Fund No.	Name	Endowment				Earnings Transferred To Principal
		Principal July 1, 1970	Endowment Gifts	Transfer	Adjustments	
3972	Frances M. Brown Endowment Fund	11,500.00				
3973	John J. Bittner Cancer Research Fund	48,527.07				
3977	O. A. Storvick Memorial Fund	1,785.00				
3978	Sabra M. Hamilton Award in Hospital Administration	1,500.00				
3979	James A. Hamilton Award in Hospital Administration	2,000.00				
3980	Mary Anderson Cancer Research Fund					
3982	Tollof Thompson Scholarship	5,592.15				
3985	Silas McClure Medical Research Fund	411,704.37				
3986	Junior F. Hayden Estate Fund	28,556.15				
	Geology					
	Botany					
3987	Department of Physics Research Royalties	40,000.00				
3988	Forrest R. Immer Memorial Library Fund	800.00				
3989	Gretchen F. Pillsbury Memorial Fund	34,481.18				2,535.01
3990	George Fahr Lectureship	9,317.26				
3991	Carmen Student Revolving Loan Fund	25,000.00				
3992	George C. Dittman Memorial Fund	369,851.41				
	Ophthalmology Professorship					
	Lectureship					
3994	Ruth L. Morand Fund Arthur Upson Room	3,000.00				
3995	Pioneer Research Fund	3,832.50				
3996	Anne D. Blitz Loan Fund	12,595.12				
3997	Elsa U. Pardee Foundation Professorship in Cancer Biology	101,657.72		14,652.17		
3998	Flour City Architectural Education Fund	4,750.00				
4000	Group Investment Fund	786,631.55			4,784,362.57	
4010	Permanent University Fund	34,762,398.59	1,503,075.75		6,696,449.91	
4020	Helen Jane Atkinson Fund	1,749,889.27		1,763.66	277,544.39	
4025	Royal A. Stone Fund	2,353,876.55		70,000.00	167,412.18	
	Total Endowment	\$67,078,113.71	\$2,236,280.61	\$204,296.57	\$11,869,825.12	\$238,857.35

STATEMENT OF ENDOWMENT FUNDS
July 1, 1970 to June 30, 1971

EXHIBIT D

Current Restricted Funds								
Balance June 30, 1971	Account No.	Balance July 1, 1971	Gifts	Interest Income	Other Income	Expenditures	Transfers	Balance June 30, 1971
11,500.00	0940-4618	3,641.38		910.89		605.00		3,947.27
48,527.07	0692-5901	4,240.06		2,963.74		31.02		7,172.78
1,785.00	0850-8720	846.61		155.73		72.40		929.94
1,500.00	0850-8552	776.71		130.50		37.68		869.53
2,000.00	0850-8553	1,384.07		174.00		55.09		1,502.98
	0685-5904	1,563.52				20.25		1,543.27
5,592.15	0850-8805	1,130.22		486.33		300.00		1,316.55
411,704.37	0693-5901	3,087.03	15,493.56	35,817.90		23,399.50		30,998.99
28,556.15								
	0940-4012	1,858.25		1,239.40		1,606.25		1,491.40
	0940-4013	8,595.76		1,239.40	329.85	714.94		9,450.07
40,000.00	0641-5900	8,496.37		3,480.00		2,952.68		9,023.69
800.00	0940-4716	516.31		142.40				658.71
37,016.19								
9,317.26	0940-4619	6,898.07		775.61				7,673.68
25,000.00								
369,851.41	0691-5901	34,577.04	794.94	15,572.61	153.47	25,357.76		25,740.30
	0705-5901	99,342.55		15,572.62		37,498.72		77,416.45
	0940-4620	232.54		200.00		200.00		232.54
3,000.00	0940-4717	2,089.03		261.00				2,350.03
3,832.50	0761-5900	1,174.81		229.94		180.00		1,224.75
12,595.12								
116,309.89	0692-5902		20,000.00	5,353.69		5.86	14,652.17	
4,750.00	0850-8554	846.00		393.24		442.00		1,681.24
5,570,994.12	0850-1099			2,000.00	2,000.00			
	0850-0571						268,803.60	268,803.60
	0850-0712	61,297.73					61,297.73	
42,961,924.25								
2,029,197.32	0940-4621			71,763.66		67,656.95	1,763.66	2,343.05
2,591,288.73	0850-8113	148,045.43	529.00	64,283.08		73,511.14	70,000.00	69,346.37
<u>\$81,627,373.36</u>		<u>\$1,912,392.18</u>	<u>\$267,212.33</u>	<u>\$1,556,194.64</u>	<u>\$39,924.20</u>	<u>\$1,619,416.34</u>	<u>\$629,187.47</u>	<u>\$1,527,119.54</u>

STATEMENT OF ENDOWMENT FUNDS
July 1, 1970 to June 30, 1971

EXHIBIT D

Fund No.	Name	Endowment				Earnings Transferred To Principal
		Principal July 1, 1970	Endowment Gifts	Transfer	Adjustments	
Summary						
	Net Gain or Loss	\$ 786,244.67-	\$	\$	\$12,927,670.42	\$
	Permanent University Fund Reserve	639.91			639.91-	
	General Purposes	36,318,554.45	1,503,237.75		1,063,696.09-	1,325.53
	For Research	6,433,156.06	277,303.50	13,179.83	9,448.67-	44,080.54
	For Student Aid	8,777,266.74	63,295.43	166,057.65	25,284.25	33,809.96
	Funds Subject to Annuity	470,878.59	85,476.41	3,517.66	162,226.92-	14,280.70
	For Other Purposes	6,224,244.87	167,321.69	14,322.38	58,395.36	38,417.28
	Operating Temporarily as an Endowment	3,750,247.15	139,410.83	12,950.79-	10,677.30	64,618.45
	For Loan Funds	250,162.64		10,169.84	4,074.61-	
	Instructional Trust Funds	4,851,936.82	235.00	10,000.00	82,920.91	42,324.89
	Subject to Residual Trust Agreement	787,271.15			4,963.08	
	Grand Total	<u>\$67,078,113.71</u>	<u>\$2,236,280.61</u>	<u>\$204,296.57</u>	<u>\$11,869,825.12</u>	<u>\$238,857.35</u>

STATEMENT OF ENDOWMENT FUNDS
July 1, 1970 to June 30, 1971

EXHIBIT D

Current Restricted Funds								
Balance June 30, 1971	Account No.	Balance July 1, 1970	Gifts	Interest Income	Other Income	Expenditures	Transfers	Balance June 30, 1971
\$12,141,425.75		\$	\$	\$	\$	\$	\$	\$
36,759,421.64								
6,758,271.26		583,801.62	122,911.16	303,706.38	10,684.61	383,581.21	18,076.83-	619,445.73
9,065,714.03		911,369.94	127,318.22	403,124.91	2,109.81	503,360.26	454,291.28-	486,271.34
411,926.44								
6,502,701.58		372,288.86	15,982.95	497,221.98	27,048.65	349,824.54	171,029.15-	391,688.75
3,952,002.94								
256,257.87								
4,987,417.62		44,931.76	1,000.00	352,141.37	81.13	382,650.33	14,209.79	29,713.72
792,234.23								
<u>\$81,627,373.36</u>		<u>\$1,912,392.18</u>	<u>\$267,212.33</u>	<u>\$1,556,194.64</u>	<u>\$ 39,924.20</u>	<u>\$1,619,416.34</u>	<u>\$ 629,187.47</u>	<u>\$ 629,187.47-</u>

**SUMMARY OF GROUP INVESTMENT
FUND AND PERMANENT UNIVERSITY FUND
June 30, 1971**

SCHEDULE D-1

	Group Investment Fund	Permanent University Fund	Total	Percent
Funds Invested by Investment Managers:				
Bond Manager:				
Thorndike, Doran, Paine and Lewis	\$12,819,526.63	\$27,367,513.86	\$40,187,040.49	53.0
Equity Managers:				
T. Rowe Price and Associates	8,953,869.84	2,714,084.11	11,667,953.95	15.4
Brokaw, Schaenen and Clancy and Company	8,572,363.91		8,572,363.91	11.3
Moody's Alliance Capital Corporation		12,299,592.97	12,299,592.97	16.2
Sub-Total	<u>\$30,345,760.38</u>	<u>\$42,381,190.94</u>	<u>\$72,726,951.32</u>	<u>95.9</u>
Funds Held by Regents:				
Cash	\$ 1,148,266.55	\$ 530,565.65	\$ 1,678,832.20	2.2
Investments	1,381,613.33	50,167.66	1,431,780.99	1.9
Sub-Total	<u>\$ 2,529,879.88</u>	<u>\$ 580,733.31</u>	<u>\$ 3,110,613.19</u>	<u>4.1</u>
Grand Total	<u><u>\$32,875,640.26</u></u>	<u><u>\$42,961,924.25</u></u>	<u><u>\$75,837,564.51</u></u>	<u><u>100.00</u></u>

**SUMMARY OF SEPARATELY INVESTED
FUNDS AND FUNDS HELD IN TRUST
June 30, 1971**

SCHEDULE D-2

Separately Invested Funds:

Funds Invested by Investment Managers: (Market Value)

Northwestern National Bank, Trust Department -

 Minneapolis

\$ 1,213,458.53
1,593,816.73

\$ 2,807,275.26

57.0

 First Trust Company of St. Paul

Funds Held by Regents: (Gift Value)

Cash \$

Accrued Income 11,477.65

Less Reserve for Expense 2,850.00

\$ 29,143.15

8,627.65

.6

.2

Investments:

 Securities \$1,544,408.89

 Less Unamortized Discount 91.66

1,544,317.23

531,121.00¹

2,113,209.03

31.4

10.8

 Real Estate¹

 Sub-Total

\$4,920,484.29

100.0

Funds Held in Trust:

Total Funds in Trust

\$ 869,324.56

 Grand Total

\$5,789,808.85

¹ Reduced by \$4,500 depreciation on Skellet property.

SUMMARY OF ASSETS
Permanent University Fund

SCHEDULE D-3

	June 30, 1971	June 30, 1970	June 30, 1969
Sources of Principal:			
Sales and Rental of Lands and Buildings	\$ 1,061,182.97	\$ 1,055,511.36	\$ 1,052,149.45
Sales of Timber	562,364.77	561,599.31	560,177.70
Sales of Sand, Gravel and Rock	3,977.20	130.30	
Mineral Permits	84,653.00	84,653.00	84,653.00
Royalties on Iron Ore	24,887,456.92	23,394,885.52	22,220,524.07
Royalties on Copper and Nickel	1,015.68	795.30	633.98
Occupational Tax	26,314,878.73	26,314,878.73	26,314,878.73
Profit or Loss on Sales of Bonds and Adjustment to Market Value	<u>9,953,605.02</u> —	<u>16,650,054.93</u> — ¹	<u>1,486,615.73</u> — ²
Total Funds Available	<u>\$42,961,924.25</u>	<u>\$34,762,398.59</u>	<u>\$48,746,401.20</u>

- (1) In addition to the losses taken on Government Bonds, this total includes the unrealized losses on assets held as of January, 1970 in the amount of \$13,618,404. Of this amount, \$3,943,577 of unrealized losses had occurred at the time the fund was turned over to the University by the State. These losses were recognized in January, 1971 because the assets were turned over to Investment Managers at market value under the Total Income Concept which was initiated at that time.
- (2) Includes losses incurred in the sale of U. S. Government Bonds which were transferred to the University from the State. This amount will be recovered through charges to income over a period equivalent to the remaining life of the bonds sold. These bonds were sold because based on current investment yields, the net income (i.e. after amortization of above losses) could be considerably enhanced.

SUMMARY STATEMENT OF PLANT FUNDS
July 1, 1970 to June 30, 1971

SCHEDULE E

	Total	General Operation & Maintenance Fund	Restricted Funds	Auxiliary Enterprise Funds
Balance July 1, 1970	\$26,470,692.70	\$3,250,544.35	\$14,310,224.19	\$ 8,909,924.16
Income				
Income	3,061,910.92	416,764.17	2,156,935.94	488,210.81
Anticipated Income	29,814,188.81	97,137.34	28,481,657.69	1,235,393.78
Notes Issued	8,907,732.00		627,732.00	8,280,000.00
Transfers				
From Current Funds	2,879,381.83	1,071,587.94	237,329.76—	2,045,123.65
From Endowment Funds				
Total Available	<u>\$ 71,133,906.26</u>	<u>\$4,836,033.80</u>	<u>\$45,339,220.06</u>	<u>\$20,958,652.40</u>
Expenditures	33,291,481.12	1,304,938.66	22,554,765.06	9,431,777.40
Notes Payable Redeemed	713,379.67	262,946.29	28,000.04	422,433.34
Bonds Redeemed	248,000.00			248,000.00
Cash Balance June 30, 1971	<u>\$ 36,881,045.47</u>	<u>\$3,268,148.85</u>	<u>\$22,756,454.96</u>	<u>\$10,856,441.66</u>
Liabilities and Reserves (Exhibit A)				
Less Anticipated Income	<u>\$128,200,245.58</u>	<u>\$4,431,762.72</u>	<u>\$83,483,754.16</u>	<u>\$40,284,728.70</u>
	<u>91,319,200.11</u>	<u>1,163,613.87</u>	<u>60,727,299.20</u>	<u>29,428,287.04</u>
Cash Balance June 30, 1971	<u>\$ 36,881,045.47</u>	<u>\$3,268,148.85</u>	<u>\$22,756,454.96</u>	<u>\$10,856,441.66</u>

SUMMARY OF PLANT FUND ACCOUNTS
July 1, 1970 to June 30, 1971

SCHEDULE E-1

	Balance		Transfers	Expenditures	Notes and Bonds		Balance June 30, 1971	
	July 1, 1970	Income			Issued	Payments	Obligated	Unobligated
Anticipated Income								
Accounts	\$85,447,567.31—	\$29,814,188.81	\$35,685,821.61—	\$	\$	\$	\$	\$91,319,200.11—
Operating Accounts	88,476,846.05	3,061,910.92	37,517,549.07	33,291,481.12			39,223,264.60	56,541,560.32
Sinking Funds and Reserves	4,785,107.12		1,047,654.37					5,832,761.49
Notes and Bonds Payable	18,656,306.84				8,907,732.00	961,379.67		26,602,659.17
Total	<u>\$26,470,692.70</u>	<u>\$32,876,099.73</u>	<u>\$ 2,879,381.83</u>	<u>\$33,291,481.12</u>	<u>\$8,907,732.00</u>	<u>\$ 961,379.67</u>	<u>\$39,223,264.60</u>	<u>\$ 2,342,219.13</u>

PLANT FUNDS
Operating Accounts
July 1, 1970 to June 30, 1971

SCHEDULE E-2

Dept. and Fund	Balance July 1, 1970	Income	Transfers	Expenditures	Balance June 30, 1971	
					Obligated	Unobligated
9100-9500 Classroom and Laboratory Building South of Chemistry						
- Support Funds	\$ 109,112.00	\$	\$	\$ 59,760.61	\$ 40,351.39	\$
9305- - 1965 State Appropriation	1,283,942.06			896,603.56	328,821.48	58,517.02
9306- - 1967 State Appropriation	451,622.25			450,009.65	1,612.60	
9307- - 1969 State Appropriation	346,604.46			342,447.83	848.29	3,308.34
9205-9501 Classroom Building - North of Highway - Plans and Specifications						
9205- - Federal Appropriation	798,377.00			527.11	472.39	797,377.50
9305- - 1965 State Appropriation	1,870.83			1,870.83		
9306- - 1967 State Appropriation	1,995,561.55			113,463.54	250,629.70	1,631,468.31
9500- - Support Services			200,000.00			200,000.00
9201-9503 Vincent-Murphy Mathematics Addition						
9305- - 1965 State Appropriation	3,390.37			3,071.50	317.87-	636.74
9306- - 1967 State Appropriation	522,490.44	470.20		409,765.88	29,792.19	83,402.57
9305-9504 Electrical Engineering - Rehabilitate and Equipment						
- 1965 State Appropriation	30,726.74	100.70-		28,519.32	399.87	1,706.85
9305-9505 Physics Building - Rehabilitate and Equipment - 1965 State Appropriation	12,751.45			11,506.78	1,244.38	.29
9305-9506 Heating Tunnel and Piping						
- 1965 State Appropriation	16,032.85			17,966.70		1,933.85-
9399- - Group Investments - Plant	6,826.09		1,657.13-	6,118.48		949.52-
9100-9508 Land Acquisition - Undesignated on 4th Street S.E. between 17th and 19th Ave S.E.	18,512.00		18,512.00-			
9500-9510 Development of Space on Pedestrian Level of Bridge						
- University Services	775.00					775.00
9501-9512 Rental of Condemned Properties						
- Athletics	24.50	269.50				294.00
9100-9513 Purchase of Real Estate						
- Support Funds	275,178.86	136,665.00	235,619.00	432,037.93	25,000.00	190,424.93
9399- - Investment Income	11,000.00			11,000.00		
9500- - University Services Funds	41,982.38		38,655.20-			3,327.18
9699- - Temporary Investment Income	57,103.93	2,545.44		57,103.93		2,545.44
9100-9518 Primary Electrical Service						
- Minneapolis - Support Funds	9,225.85		174,000.00	173,106.19		10,119.66
9305- - 1965 State Appropriation	223.89				223.89	
9306- - 1967 State Appropriation	2,787.36	370.25		708.16	2,449.45	
9307- - 1969 State Appropriation	330,839.98			231,884.11	89,504.24	9,451.63
9399- - Investment Income	62,986.94			7.90	62,979.04	
9501-9519 Land Acquisition - Bierman Field - Athletics			190,000.00			190,000.00
9300-9520 Northern Pacific Oak Street Viaduct - Special State Funds	104,300.00					104,300.00
9500-9520 Bierman Field Tennis Courts						
- Athletics			64,000.00		64,000.00	
9100-9521 Family Practice and Community Health Remodeling						
- Support Funds	355,000.00		285,000.00-	69,232.00		768.00
9318- - Special State Funds - Hospital	157,889.06			12,025.02	70,697.39	26,861.80-
9326- - Bank Loan				235,000.00		
9330- - Temporary Investment Income				50,000.00		50,000.00
9399- - Special State Temporary Investment Income			42,930.00			42,930.00
9500-9524 Health Service Additions and Remodeling						
- University Services Funds	31,083.18			17,598.13	1,682.26	11,802.79
9100-9525 Remodel Jackson Hall						
- Support Funds	5,813.38					5,813.38
9302- - 1959 State Appropriation	1,819.36			1,099.78	719.58	
9303- - 1961 State Appropriation	4,163.58				4,163.58	
9305- - 1965 State Appropriation	18,732.49			15,258.22	1,646.18	1,828.09
9600- - Gift Funds	263.18					263.18
9500-9527 West Bank Dormitory Construction						
- University Services Funds	788,997.81		254,695.05-	252,227.81	111,437.01	170,637.94
9526- - Other Funds	65,399.60		22,582.80	18,333.99		69,648.41
9306-9529 Pioneer Hall Addition						
- 1967 State Appropriation	303,474.02			9,082.19	294,391.83	
9307- - 1969 State Appropriation	5,798,587.71		320,000.00	2,145,477.66	3,524,284.77	448,825.28
9302-9531 Library Rehabilitation						
- 1959 State Appropriation	8,917.72				8,917.72	
9305- - 1965 State Appropriation	15,238.28			2,000.00		13,238.28
9306-9532 Rehabilitation of State Board of Health Building						
- 1967 State Appropriation	21.82					21.82
9500-9533 Rehabilitation of Sanford Hall						
- University Services Funds	827,242.73		35,068.57	718,938.13	68,437.28	74,935.89
9501-9534 Remodel and Expand Stadium						
- Athletics	97.80					97.80

PLANT FUNDS
Operating Accounts
July 1, 1970 to June 30, 1971

SCHEDULE E-2

Dept. and Fund	Balance July 1, 1970	Income	Transfers	Expenditures	Balance June 30, 1971	
					Obligated	Unobligated
9303-9535	Wulling Hall Rehabilitation					
	- 1961 State Appropriation	7,635.33		6,871.80	763.53	
9500-	Support Services		300,000.00			300,000.00
9302-9536	Zoology Rehabilitation					
	- 1959 State Appropriation	8,163.42				8,163.42
9302-9537	Owre Hall Rehabilitation					
	- 1959 State Appropriation	410.16				410.16
9305-9540	Chemistry Building Rehabilitation					
	- 1965 State Appropriation	42,616.74		35,853.57	2,126.23	4,636.94
9318-9541	University Hospital Emergency Power and Light System					
	- Special State Funds	572.02	1,268.52	1,840.54	1,430.90	1,430.90
9302-9545	Foreign Language, English and General Purpose Classroom Building					
	- 1959 State Appropriation	2,870.96				2,870.96
9500-9546	Blegen Hall					
	- University Services	82,086.67	3,524.82	58,633.07	24,087.60	2,890.82
9100-9548	Temporary Building Number Two					
	- West Bank - Auxiliary Funds	4,093.20		475.82		4,569.02
9500-9549	Vending Service Building					
	- University Services	162,223.80	11,964.32	2,471.89	99,659.22	72,057.01
9100-9551	Purchase and Rehabilitation of Naegle Building					
	- Support Funds		125,605.50			125,605.50
9100-9552	Museum of Natural History					
	- Support Funds	75,297.18		852.00	54,487.41	164.79
9304-	- 1963 State Appropriations	1,880.00			1,880.00	
9307-	- 1969 State Appropriations	254,417.39			240,356.80	10,905.46
9500-9554	Dormitory Expansion					
	- University Services Funds	573,644.88		122,042.05	488,263.48	66,565.45
9200-9555	Child Development Building Addition - Pre-School Laboratory					
	- USPHS Grant	23,022.58		3,672.72	19,349.86	
9600-	- Gift Funds	24,236.83		15,000.00	6,337.64	4,219.92
9600-9556	Veterans of Foreign Wars Hospital Building Addition					
	- Gifts	47,144.64	3,030.82	1,662.66	11,137.00	37,375.80
9500-9557	Equipment Replacement					
	- University Services Funds	130,177.27	4,332.60			125,844.67
9318-9559	Remodel Second and Third Floors of Hospital West Wing					
	- Special State Funds	5,000.00				5,000.00
9500-9560	Remodel Building 90					
	- University Services Funds	2,369.01				2,369.01
9500-9562	Parking Facilities Equipment Replacement					
	- University Services Funds	23,515.43		23,515.43		
9500-9563	Land Acquisition - River Flats					
	- University Services Funds	80,865.77		80,865.77		
9100-9564	Printing Facilities					
	- Support Funds	50,000.00				50,000.00
9500-	- University Services Funds	833,364.75		32,621.80	645,364.60	35,762.51
9100-9565	Purchase of Computer - Data Processing - Auxiliary Funds					
	- Support Funds	243,805.34		14,918.12	112,819.79	26,757.00
9100-9566	West Bank Utility Development					
	- Support Funds	30,101.07			3,800.00	26,301.07
9100-9568	Computer Parking Lot - Inter-Campus Bus					
	- Support Funds	8,887.80		87.59	8,975.39	
9306-9570	Develop Outdoor Physical Education Teaching Area					
	- 1967 State Appropriation	236,000.00		10,000.00		226,000.00
9307-9571	Equipment for Radio and TV					
	- 1969 State Appropriation	377,210.11		15,466.73	17,600.60	344,142.78
9500-9572	Food Facility on the Bridge					
	- University Services	105,000.00	7,747.22			112,747.22
9202-9573	Health Service 50 Bed Addition					
	- Hill Burton Grant		78,459.00		78,459.00	
9532-	- Other Funds	289,489.74	819,415.40	125,887.52	834,287.75	148,729.87
9613-9575	Diehl Hall Addition					
	- Gift Funds 4th and 5th Floors	214.03				189.03
9614-	- Gift Funds 6th Floor	11,569.03				11,569.03
9640-	- Medical School Gift Funds	11,283.13	807.09			12,090.22
9645-	- Gift Funds 6th Floor Completion	4,403.84				4,403.84
9699-9576	Temporary Building - Main Campus					
	- Temporary Investments	32.68		29.75		2.93
9616-9577	Minnesota Medical Foundation					
	- E. T. Bell Gift Fund	93,137.39	6,668.37			99,805.76
9617-9578	Clinical Cancer Research Institute - VFW Gift Funds					
	- VFW Gift Funds	8,405.68	601.08	3,500.00		5,506.76
9618-9580	Medical Student Center					
	- Alumni Association Gift Funds	10,235.78	733.72	1,417.85		9,551.65

PLANT FUNDS
Operating Accounts
July 1, 1970 to June 30, 1971

SCHEDULE E - 2

Dept. and Fund	Balance July 1, 1970	Income	Transfers	Expenditures	Balance June 30, 1971	
					Obligated	Unobligated
9100-9581 Preliminary Planning West Bank						
- Support Funds	40,000.00			40,000.00		
9399- - Investment Income	4,896.13-			4,896.13-	1,255.00-	1,255.00
9960- - Temporary Investment						
Income-Trust Funds		87.48	33,855.00	23,977.36	9,133.64	831.48
9100-9582 Overall Campus Design -		222.94	5,000.00		5,000.00	222.94
Minneapolis Campus						
- Support Funds	20,744.18			18,868.22	1,875.96	
9960- - Temporary Investment						
Income-Trust Funds			20,555.00	21,568.93	1,013.93-	
9500-9583 Como Avenue Housing						
- University Services	9,800.00		105,893.38	118,429.31	2,735.93-	
9610-9584 Hospital Building Fund Reserve						
- Gift Funds	25.00	350.00				375.00
9611-9585 Variety Club Heart Hospital						
Improvement						
- Gift Funds	481,102.21	263,175.93				744,278.14
9303-9587 Physics North Wing Addition						
- 1961 State Appropriation	4,348.02					4,348.02
9303-9588 Electrical Engineering						
4th Floor Addition						
- 1961 State Appropriation	1,047.41					1,047.41
9303-9589 Heat Plant - Replace Boiler						
- 1961 State Appropriation	9,982.26					9,982.26
9306-9591 Health Science Facility Planning						
- 1967 State Appropriation	24,629.83				24,629.83	
9307- - 1969 State Appropriation	12,898,871.04		19,800.00-	2,752,741.60	1,367,841.75	8,758,487.69
9209-9592 Health Science Facility Unit A						
Dental - HEW Grant			22,394,027.00	2,825.35	4,580,984.25	17,810,217.40
9307- - 1969 State Appropriation			19,800.00	18,537.18	1,262.82	
9399-9599 Pedestrian Level - Washington						
Avenue Bridge						
- Investment Income	147,293.24			1,109.08	5,722.87	140,461.29
9100-9601 Accommodation Remodeling						
- Support Funds			17,187.00	13,162.17	4,024.83	
9399- - Special State Temporary						
Investment Income			24,813.00	7,813.00		17,000.00
9500-9602 Coffman Memorial Union						
Minnesota Union						
- Support Services			49,500.00	34,317.52	4,317.52-	19,500.00
9318-9604 Respiratory Center University						
Hospital						
- Special State Funds	46,000.00					46,000.00
9501-9605 Football Stadium Rehabilitation						
- Athletics	383,523.15			377,902.84	118.00	5,502.31
9500-9606 Parking Ramp - Oak and						
Washington						
- Support Services			291,580.29	17,744.89	47,255.11	226,580.29
9500-9608 Parking Ramp Riverside			25,000.00			25,000.00
9500-9613 Apartment Projects - Expansion						
- University Services Funds	47,387.37		10,597.34-			36,790.03
9637-9615 Chapel - University Hospitals						
- Gift Funds	2,764.23					2,764.23
9699-9616 Eastcliff Addition and Remodeling						
- Temporary Investments -						
Plant	6,461.23	431.77				6,893.00
9500-9617 Staff Housing - Pillsbury Block						
- University Services Funds	3,793.45					3,793.45
9461-9620 Lyon's Laboratory - 3rd Floor						
Remodeling						
- George Chase Christian Fund	4,236.82-					4,236.82-
9609-9621 Masonic Hospital Addition						
- Gift Funds	100,254.03	7,179.15		10,108.10		97,325.08
9500-9622 Parking Ramp East of						
Oak Street S.E.						
- University Services Funds	71,509.26		81,049.11-	9,539.85-		
9209-9623 Electron Microscope						
- Federal Funds	8,800.00		8,000.00-	2,200.00-		3,000.00
9100-9624 Commuter Food Facility and						
Study Space						
- Support Funds	23,200.57					23,200.57
9307- - 1969 State Appropriation	196,962.50			689.07	30,273.43	166,000.00
9307-9625 Planning Funds Law Library						
- 1969 State Appropriation	69,409.07			44,771.16	24,637.91	
9960- - Temporary Investment						
Income-Trust Funds		183.43	33,000.00	61,118.50	29,311.62-	1,376.55
9100-9626 Remodeling Morrill Hall						
- Support Funds			155,604.00	128,790.57	23,204.14	3,609.29
9960- - Temporary Investment						
Income	240,000.00	14,674.37	12,000.00	108,603.68	145,561.20	12,509.49
9100-9629 Library - West Campus						
- Support Funds			235.62-	235.62-		

PLANT FUNDS
Operating Accounts
July 1, 1970 to June 30, 1971

SCHEDULE E-2

Dept. and Fund	Balance July 1, 1970	Income	Transfers	Expenditures	Balance June 30, 1971	
					Obligated	Unobligated
9205- - USOE Title I Grant			19,613.00-	19,613.00-		
9304- - 1963 State Appropriation	63,679.07			31,059.00	29,476.26	3,143.81
9305- - 1965 State Appropriation	2,794.00			2,794.00		
9304-9630 Complete Social Science Building - 1963 State Appropriation	3,463.00					3,463.00
9304-9631 Heat Plant Boiler - 1963 State Appropriation	75,182.64			5,794.54	69,388.10	
9399- - Temporary Investments			24,000.00	2,344.90		21,655.10
9304-9633 Street Location - West Campus - 1963 State Appropriation	2,630.74					2,630.74
9304-9635 Connecting Office Link Between Main and Electrical Engineering - 1963 State Appropriation	1,662.44					1,662.44
9100-9636 Acoustical Shield Northrop Memorial Auditorium - Support Funds	6,529.00			6,000.00		529.00
9601- - Gift Funds	5.00-			5.00-		
9900- - Gift Funds	22,000.00			5.00		21,995.00
9304-9637 Hospitals Rehabilitation - 1963 State Appropriation	1,706.46					1,706.46
9100-9638 Blegen Hall Third Floor - Support Funds	1,703.44		55.33-	1,648.11		
9307- - 1969 State Appropriation	74,222.69	249.00		61,598.43	1,200.96	11,672.30
9307-9639 Air Conditioning West Bank Phase I - 1969 State Appropriation	289,051.90			284,981.71	2,895.57	1,174.62
9307-9640 Purchase of Land West Bank - 1969 State Appropriation	1,651,714.81			762,845.15	1,611.49	887,258.17
9304-9641 Complete Business Administration Tower - 1963 State Appropriation	946.99					946.99
9318-9642 Laboratory Medicine Laboratory - Southwest Court of Hospital - Special State Funds	3,038.84			3,031.14	4,069.18-	4,076.88
9600- - Gift Funds	18,358.72	1,315.05			13,656.10	6,017.67
9531-9643 Campus Club 6th Floor Remodeling - University Services	13,144.43			6,654.00		6,490.43
9399-9645 Circulation and Parking Study - West Bank - Group Investments	33,500.00		33,500.00-			
9100-9647 Parking Ramp South of Coffman Memorial Union - Support Fund	19,370.77			19,370.77		
9523- - Other Funds	60,865.54			53,020.50	642.50	7,202.54
9500-9648 Sanford Hall Addition - University Services Funds	31,714.45		2,161.40	1,057.85	23,305.08	9,512.92
9500-9649 Bookstore - West Campus - University Services Funds	15,153.89			5,257.66	5,383.26	4,512.97
9318-9650 Remodel Pediatrics Station - Special State Funds	204,626.00					204,626.00
9500-9652 Bierman Intramural Field Lighting - Athletics			324,251.00	73,729.42	246,034.58	4,487.00
9100-9654 General Outdoor Advertising Building Remodeling - Support Funds	1,063.19			1,063.19	390.94-	390.94
9306- - 1967 State Appropriation	150,534.63			148,581.89	1,044.02	908.72
9501-9657 Bierman Field Athletic Building - Athletics	133,016.07		3,120,000.00	604,814.90	2,283,118.13	365,083.04
9600- - Unrestricted Gifts		1,394.07	50,000.00			51,394.07
9601-9658 Library Art Gallery Complex - West Bank - Gift Funds	375.00					375.00
9307-9660 Hospital Primary Electrical System 1969 State Appropriation	147,407.81			147,407.81		
9370-9661 Hospital Depreciation - Special State Funds - Hospital	313,080.58	1,534,186.51	5,449.12	618,181.77-		2,470,897.98
9318-9662 Air Condition Hospital Stations 40, 41, 42 - Special State Funds - Hospital	125,000.00				125,000.00	
9306-9663 Theatre Building - Minnesota Theatre Arts - 1967 State Appropriation	17,665.12			10,422.72	3,713.60-	10,956.00
9307- - 1969 State Appropriation	6,184,811.50			868,517.07	5,131,765.42	184,529.01
9318-9666 Remodel Stations 58 and 59 - North Wing - Hospital - Special State Funds	53,079.55				159.02	52,920.53
9318-9667 Remodel Hospital Station 45 - Special State Funds - Hospital	5,372.64			5,371.64		1.00

PLANT FUNDS
Operating Accounts
July 1, 1970 to June 30, 1971

SCHEDULE E-2

Dept. and Fund	Balance July 1, 1970	Income	Transfers	Expenditures	Balance June 30, 1971	
					Obligated	Unobligated
9318-9668 Air Condition and Remodel Hospital Dishwasher Area - Special State Funds - Hospital	92,269.75		82,719.00	157,000.96	13,444.16	4,543.63
9500-9670 Special Recreation Improvement Reserve - University Services Funds	60,806.75	4,264.67	13,236.00	9,400.01	6,988.04	61,919.37
9100-9672 Business Administration Expansion Administration Space - Support Funds	1,503,889.79	113,993.37	385,110.65	360.29	2,002,633.52	
9109- - Support Funds	151,804.20		151,804.20			
9699- - Temporary Investment	134,715.80	9,645.58				144,361.38
9500-9674 Minnesota Union - West Bank Union - Support Services			50,000.00			50,000.00
9502- - Support Services			50,000.00		42,850.00	7,150.00
9500-9680 Consolidated Athletic Capital Improvement Fund - University Funds	700,757.71	441,686.65	237,184.00	404,717.70	45,918.54	454,624.12
9500-9681 Bierman Baseball Watering System - Athletics			19,000.00	19,000.00		
9500-9682 Intramural Field Development Bierman Field - Athletics			123,806.00	24,335.43	41,334.57	58,136.00
9100-9684 NASA Space Science Center - Support Funds	11,269.61			16,711.73	3,000.00	24,981.34
9203- - NASA Grant	29,252.41			26,712.79	2,539.62	
9399- - Investment Income	473.44			288.58	184.86	
9500-9687 Bierman Field Landscaping - Athletics			5,000.00	1,161.88	3,838.12	
9601-9690 Instructional Television Study - Gifts		1,617.00	400,000.00	133,142.68	231,093.59	37,380.73
Total Minneapolis Campus	\$45,975,849.62	\$2,667,990.64	\$29,535,118.30	\$15,732,177.97	\$22,780,802.58	\$39,665,978.01
9100-9700 Purchase of Land - Department of Agriculture - Support Funds	\$ 1,173.18	\$	\$	\$	\$	\$ 1,173.18
9316- - Special State Funds	1,000.00					1,000.00
9100-9701 Coffey Hall Remodeling - Support Funds	37,952.25			12,675.59	16,917.20	8,359.46
9306- - 1967 State Appropriation	540,264.66			539,407.80	449.22	407.64
9307- - 1969 State Appropriation	456.19			396.68		59.51
9100-9702 Parking Lots Development - St. Paul Campus - Support Funds	3,792.04			3,792.04		
9699- - Temporary Investment						
Income	50,634.61	3,462.59		14,920.65	12,916.44	26,260.11
9100-9704 Veterinary Diagnostic and Research Laboratories Addition - St. Paul Campus - Support Funds	4,500.00			4,500.00		
9306- - 1967 State Appropriation	677,471.81			676,806.18	125.00	540.63
9305-9705 Entomology, Fisheries and Wildlife Building - 1965 State Appropriation	36,521.06			9,277.08	20,060.33	7,183.65
9306- - 1967 State Appropriation	3,749.88			3,749.88		
9303-9706 Veterinary Medicine Basic Science Building Addition - 1961 State Appropriation	1,180.76				1,057.42	123.34
9100-9710 Horticultural Science Facility - Support Funds	22,500.00			75.32		22,424.68
9204- - USOE Title II Grant	44,793.00			44,374.00	419.00	
9206 - USDA Grant	132,057.00			132,057.00		
9305 - 1965 State Appropriation	2,883.58			883.58		2,000.00
9306- - 1967 State Appropriation	1,234,776.99			1,091,600.87	101,016.82	42,159.30
9307- - 1969 State Appropriation	81,107.92			45,056.51	34,805.81	1,245.60
9100-9715 Veterinary Medicine Building - Support Funds	5,000.00				5,000.00	
9305- - 1965 State Appropriation	625,377.46			381,714.02	107,976.23	135,687.21
9306- - 1967 State Appropriation	171,684.57				171,684.57	
9307- - 1969 State Appropriation	64,276.40			7,238.40	57,038.00	
9302-9717 Agricultural Engineering Building - 1959 State Appropriation	832.39					832.39
9500-9722 Equipment Replacement Agricultural Cafeteria and Dining Hall - University Services Fund	51,218.50	3,292.59	3,778.49			58,289.58
9621-9725 Earle Brown Short Course Building - Earle Brown Fund	2,378,730.75	181,925.41				2,560,656.16
9500-9727 Air Conditioning Student Center - St. Paul - University Services	151,435.38		10,209.84	9,756.81	133,622.04	18,266.37

PLANT FUNDS
Operating Accounts
July 1, 1970 to June 30, 1971

SCHEDULE E-2

Dept. and Fund	Balance July 1, 1970	Income	Transfers	Expenditures	Balance June 30, 1971	
					Obligated	Unobligated
9306-9728 Rural Sociology and Agricultural Economics Classroom Building						
- 1967 State Appropriation	107,120.22			106,970.22	150.00	
9307- - 1969 State Appropriation	3,957,843.90			17,890.44	17,598.43	3,922,355.03
9100-9731 Snyder Hall Addition						
- Support Funds	1,726.39			1,726.39		
9304- - 1963 State Appropriation	655.11			655.11		
9304-9732 Crop Research Building						
- 1963 State Appropriation	13,009.99			352.57	222.05	12,435.37
9304-9733 Green Hall Remodeling						
- 1963 State Appropriation	6,826.48			5,525.32	1,181.01	120.15
9601-9736 Crop Improvement Building - Minnesota Crop Association			116,928.00	8,990.75	2,544.40	105,392.85
9305-9738 Sanitary Sewers						
- 1965 State Appropriation	52,834.63			28,431.78	24,143.35	259.50
9307- - 1967 State Appropriation	55,000.00			7,985.37		47,014.63
9304-9739 Complete North Road from Cleveland Avenue						
- 1963 State Appropriation	10,439.23					10,439.23
9500-9740 Commonwealth Terrace						
- University Services Funds	695,895.27		205,563.04			901,458.31
9204-9742 Biological Science Facilities						
- USOE Grant	1,000,000.00			622,768.19	118,213.50	259,018.31
9205- - USOE Grant	334,417.00			329,414.00		5,003.00
9306- - 1967 State Appropriation	60,010.34			54,323.49	2,125.25	3,561.60
9307- - 1969 State Appropriation	5,984,485.08		2,863,745.00	1,628,979.75	6,889,331.92	329,918.41
9304-9743 Basic Research in Forest Biology Facility						
- 1963 State Appropriation	1,461.42					1,461.42
9100-9744 Boilers and Auxiliaries						
- Support Funds	9,961.45			507.75	6,000.00	3,453.70
9306- - 1967 State Appropriation	57,639.05			15,978.44	41,660.61	
9306-9745 Program Planning, Animal Science Veterinary Medicine						
- 1967 State Appropriation	160,042.12			81,507.63	36,348.62	42,185.87
9307- - 1969 State Appropriation	2,638,143.98		774,640.00	96,586.42	2,966,390.48	349,807.08
9306-9748 Crop Science Feeding Building						
- 1967 State Appropriation	10,782.59			3,819.19	5,089.19	1,874.21
9505-9750 Parking Lot Expansion - St. Paul						
- University Services Fund	25,650.00					25,650.00
9100-9751 Plant Service Storehouse and Shops						
- Support Funds	4,932.00				4,932.00	
9399- - Group Investment	11,102.58			1,794.55	9,001.07	306.96
9307-9752 Plant Pathology Greenhouse and Field Laboratory						
- 1969 State Appropriation	351,147.46			37,939.14	307,426.34	5,781.98
9960- - Temporary Investment Income			47,415.00		30,000.00	17,415.00
9307-9753 Snyder Hall Rehabilitation						
- 1969 State Appropriation	141,484.44			120,805.41	1,904.33	18,774.70
9307-9754 Teaching Facilities Rehabilitation						
- 1969 State Appropriation	137,039.58			57,964.55	65,697.44	13,377.59
9307-9755 Electrical Distribution System - St. Paul						
- 1969 State Appropriation	210,000.00			69,212.38	127,479.62	13,308.00
9100-9756 Planning St. Paul						
- Support Funds	100,000.00			97,479.12	14.45	2,506.43
9500- - University Services			3,691.68	3,691.68		
9960- - Temporary Investment Income		121.35	65,000.00	43,041.35	21,958.65	121.35
Total - St. Paul Campus	\$22,465,020.69	\$ 188,801.94	\$ 4,090,971.05	\$ 6,422,623.40	\$11,342,500.79	\$ 8,979,669.49
9306-9800 Reception Center Residence Hall Food Service						
- 1967 State Appropriation	176,708.74			121,133.73	3,856.29	51,718.72
9307- - 1969 State Appropriation	275,000.00			2,625.63	183,375.82	88,998.55
9348-9801 Medical Program UMD - Planning - Special State Funds			151,000.00	14,270.80	120,729.20	16,000.00
9303-9802 Humanities Building Addition						
- 1961 State Appropriation	2,251.51			2,251.51		
9307-9803 Health Service Building						
- 1969 State Appropriation	56,000.00					56,000.00
9500- - University Services Funds	198,510.13		14,643.61			213,153.74
9100-9804 Purchase of Real Estate						
- Support Funds	11,867.44			11,601.93		265.51
9306- - 1967 State Appropriation	32,940.98			32,940.98		
9307- - 1969 State Appropriation	200,000.00			706.03		199,293.97
9306-9806 Residence Hall - Duluth						
- Building Fund 1967	432,734.40			207,527.86	219,803.69	5,402.85
9500- - University Services	6,448.37	30.00		2,818.87		3,659.50
9528- - Residence Hall - Duluth	1,271,100.00	25,666.67		1,211,590.75	85,175.92	

PLANT FUNDS
Operating Accounts
July 1, 1970 to June 30, 1971

SCHEDULE E-2

Dept. and Fund	Balance July 1, 1970	Income	Transfers	Expenditures	Balance June 30, 1971	
					Obligated	Unobligated
9302-9807 Humanities and Science Building						
- 1959 State Appropriation	1,314.58				1,314.58	
9305-9809 Life Science Building						
- 1965 State Appropriation	38,736.44			701.03	24,511.86	13,523.55
9100-9810 Natural Gas Heating Facility						
- Support Fund			22,306.05	20,166.71		2,139.34
9306-1967 State Appropriation	180,998.72			139,755.98	41,242.74	
9399- Investment Income			14,800.00	14,800.00		
9305-9813 Utility Tunnel and Passageway						
- 1965 State Appropriation	3,041.63			32.12	2,275.19	734.32
9305-9815 Student Housing						
- 1965 State Appropriation	25,793.43			22.66		25,770.77
9500- University Services Funds	1,208.52					1,208.52
9536-9816 Pem Tom Housing - Duluth						
- Bank Loan			1,715,127.04	1,530,457.36	12,668.98	172,000.70
9100-9817 Stadium Project						
- Support Funds	1,250.00			1,250.00		
9623- Gifts	1,776.65			101.00		689.46
9303-9820 Home Economics Building						
- 1961 State Appropriation	36,519.26			6,931.38	1,128.00	28,459.88
9303-9821 Landscape and Campus Improvements						
- 1961 State Appropriation	1,187.00					1,187.00
9205-9825 Library Addition						
- USOE Title I Grant	2,631.49			2,631.49		
9304-1963 State Appropriation	26,867.50			14,985.25	978.51	10,903.74
9504-9826 Student Housing						
- University Services Funds	6,510.61					6,510.61
9521- FH and HA Funds	12,315.00					12,315.00
9305-9827 Complete Education Building						
- 1965 State Appropriation	3,192.38					3,192.38
9306-1967 State Appropriation	1,839.74				195.36	1,644.38
9304-9828 Industrial Education Building Equipment						
- 1963 State Appropriation	120.77			301.83	325.15	144.09
9100-9829 Observatory Planetarium						
- Support Funds	2,434.78				2,434.78	
9600- Gift Funds	24,358.46	1,743.99				26,102.45
9100-9830 Administration Building Planning						
- Support Funds			4,435.45			4,435.45
9306-1967 State Appropriation	812.43			7.58	804.85	
9307-1969 State Appropriation	1,928,685.76		150,700.00	1,499,886.72	342,853.05	236,645.99
9306-9831 Classroom and Faculty Office Building						
- 1967 State Appropriation	80,666.90			70,602.74	5,975.22	4,088.94
9306-9832 Science Lecture Hall						
- 1967 State Appropriation	49,162.96			41,952.94	1,854.18	5,355.84
9205-9833 Theatre Building						
- USOE Title I Grant	482,392.00					482,392.00
9306-1967 State Appropriation	473,982.68			50,298.67	1,268.14	422,415.87
9600- Gift Funds	531,176.03	30,929.05				562,105.08
9100-9834 Convert Biology Space to Chemistry Lab						
- Support Fund	759.92				759.92	
9306-1967 State Appropriation	4,184.83			23.32	2,392.93	1,768.58
9100-9835 Rock Hill Recreation Park						
- Support Fund	25,623.09			5,340.17	19,515.00	767.92
9208- Bureau of Outdoor Recreation	38,049.33			36,516.39		1,532.94
9307-9836 Plant Services Center						
- 1969 State Appropriation	452,377.31			16,889.76	1,909.45	433,578.10
9307-9837 Classroom and Laboratory Building						
- 1969 State Appropriation	96,000.00			42,317.82	35,532.18	18,150.00
9307-9838 Electrical System - Duluth						
- 1969 State Appropriation	200,774.93			160,850.38	15,813.67	24,110.88
9307-9839 Landscaping and Campus Improvements						
- 1969 State Appropriation	6,656.90			310.00	6,346.90	
9307-9840 Student Housing 400 Students						
- 1969 State Appropriation	635,000.00			69,483.44	100,585.36	464,931.20
Total Duluth Campus	\$ 8,041,963.60	\$ 58,369.71	\$ 2,071,863.15	\$ 5,333,922.02	\$ 1,234,976.62	\$ 3,603,297.82
9305-9850 Library Building						
- 1965 State Appropriation	2,408.92					2,408.92
9100-9851 Science and Classroom Building						
- Support Fund	18.06					18.06
9305-1965 State Appropriation	5,508.30			114.48	3,019.51	2,374.31
9100-9852 Residence Hall						
- Support Funds	517.03					517.03
9530- Other Funds	18,419.50					18,419.50

PLANT FUNDS
Operating Accounts
July 1, 1970 to June 30, 1971

SCHEDULE E-2

Dept. and Fund	Balance July 1, 1970	Income	Transfers	Expenditures	Balance June 30, 1971	
					Obligated	Unobligated
9100-9855 Capital Improvements						
- Support Funds	11,121.38	2,250.00	1,903.17-	4,005.42		7,462.79
9306-9856 Improve Electrical System						
- 1967 State Appropriation	41,950.28			3,050.44	8,908.10	29,991.74
9307- - 1969 State Appropriation	138,000.00			103,636.79	34,363.21	
9100-9859 Purchase of Land						
- Support Funds17	37,950.30	7,000.00-	266.69		30,683.78
9303-9860 Rehabilitate Street Lighting						
- 1969 State Appropriation	284.27			284.27		
9304-9863 Science Building						
- 1963 State Appropriation	21,618.65			3,600.65	14,999.83	3,018.17
9100-9866 Morris Dormitory						
- Support Funds	1,001.42					1,001.42
9522- - HHFA Funds	1,733.35				1,733.35	
9307-9867 Food Service Facility						
- 1969 State Appropriation	989,418.20		346,000.00-	272,887.97	360,395.23	101,350.00
9500- - University Services Funds	80.62			80.62		
9533- - Other Funds	525,000.00		20,000.00	348,921.85	195,060.03	1,018.12
9305-9868 Rehabilitate Food Services						
- 1965 State Appropriation	694.52					694.52
9305-9869 Rehabilitate Senior Hall						
- 1965 State Appropriation	4,226.89					4,226.89
9305-9872 Sanitary Sewer from Gym to Senior Hall						
- 1965 State Appropriation	1,612.63					1,612.63
9305-9873 Rehabilitate Water Mains						
- 1965 State Appropriation	2,877.05					2,877.05
9205-9876 Physical Education Building						
- Other Funds	236,666.00			236,666.00		
9306- - 1967 State Appropriation	215,834.21			162,500.40	51,961.51	1,372.30
9307- - 1969 State Appropriation	15,174.43			3,428.02	2,106.40	9,640.01
9306-9877 Heating Tunnel and Piping						
- 1967 State Appropriation	7,440.14			358.22		7,081.92
9306-9878 Complete Science Complex and North Entry Road						
- 1967 State Appropriation	48,263.80			380.17	4,458.63	43,425.00
9307- - 1969 State Appropriation	12,056.03			12,056.03		
9306-9879 Heating Plant Building						
- 1967 State Appropriation	66,590.80			52,577.86	13,647.73	365.21
9306-9880 Heating Tunnel and Piping South						
- 1967 State Appropriation	10,716.21				6,306.54	4,409.67
9306-9881 Residence Hall						
- 1967 State Appropriation	188,162.11			130,642.04	50,207.86	7,312.21
9529- - University Services	551,786.17	17,333.33	17,333.33-	502,943.14	27,471.35	21,371.68
9100-9883 Purchase of Storage Building						
- Support Fund	689.94				689.94	
9307-9884 Residence Hall 300 Units						
- 1969 State Appropriation	393,484.26			210,781.13	180,920.00	1,783.13
9537- - HUD Loan			1,658,000.00	739,674.19	918,666.75	340.94-
9307-9885 Humanities Building						
- 1969 State Appropriation	2,414,787.50			118,106.54	3,841.97-	2,300,522.93
9100-9886 Behmler Hall Rehabilitation						
- Support Funds	569.88					569.88
9307- - 1969 State Appropriation	115,200.00			16,509.22	8,290.78	90,400.00
9307-9887 Removal of Railroad Tracks						
- 1969 State Appropriation	20,000.00			18,654.52	625.59	719.89
9307-9888 Landscaping and Improvements						
- 1969 State Appropriation	23,367.45			8,812.49	14,554.96	
9307-9889 Library Phase II						
- 1969 State Appropriation	11,532.74			11,532.74		
Total Morris Campus	\$ 6,098,812.91	\$ 57,533.63	\$ 1,305,763.50	\$ 2,962,471.89	\$ 1,894,545.33	\$ 2,605,092.82
9307-9900 Classroom Building Crookston						
- 1969 State Appropriation	\$ 1,489,435.96	\$	\$	\$ 539,280.72	\$ 737,130.04	\$ 213,025.20
9307-9902 Crookston Owen Hall Addition						
- 1969 State Appropriation	223,806.96			204,691.03	16,837.30	2,278.63
9307-9903 Improvements Crookston						
- 1969 State Appropriation	193,823.65			1,753.50	500.00	191,570.15
9100-9904 Itasca Laboratory						
- Support Funds			125.00			125.00
9307- - 1969 State Appropriation	23,984.25			10,493.29	13,500.38	9.42
9399- - Investment Income			1,500.00		1,500.00	
9100-9905 Special Assessment Payments						
- Support Funds	2,792.00		80,972.00	1,473.12	80,972.13	1,318.75
9399- - Group Investments - Plant	1,473.12-			1,473.12-		
9305-9907 Rehabilitate and Equip Kiehle						
- 1965 State Appropriation	5,099.94			1,214.52		3,885.42
9307-9908 Adapt Buildings Collegiate Use - Waseca						
- 1969 State Appropriation			10,000.00			10,000.00

PLANT FUNDS
Operating Accounts
July 1, 1970 to June 30, 1971

SCHEDULE E-2

Dept. and Fund	Balance July 1, 1970	Income	Transfers	Expenditures	Balance June 30, 1971	
					Obligated	Unobligated
9307-9909 Adapt Buildings Collegiate Use - Crookston						
- 1969 State Appropriation			5,000.00			5,000.00
9100-9910 Old Airport Road - Rosemount						
- Support Funds	60,312.51					60,312.51
9307-9911 Horticulture Teaching Complex						
- 1969 State Appropriation	209,780.44		84,847.00	70,345.65	188,539.35	35,742.44
9307-9912 Waseca Classroom Wing Extension						
- 1969 State Appropriation	474,519.93		53,983.00	223,942.87	247,314.25	57,245.81
9305-9916 Construct Drainage for Land Reclamation - Waseca						
- 1965 State Appropriation	2,013.27			1,186.00		827.27
9307-9917 Remodel Service Office, Student Center and Laboratory - Waseca						
- 1969 State Appropriation	88,960.34			18,820.56	21,150.54	48,989.24
9100-9918 Sewage Disposal System - Cloquet						
- Support Funds	2,366.10					2,366.10
9305- - 1965 State Appropriation	16.00			4.76		11.24
9306- - 1967 State Appropriation	5,470.41			269.23	1,190.64	4,010.54
9305-9919 Land Acquisition - Cloquet						
- 1965 State Appropriation	9,500.00					9,500.00
9100-9920 Capital Improvement - Grand Rapids						
- Support Funds			20,716.22			20,716.22
9100-9921 Magnetic Test Facility - Marine on the St. Croix						
- Support Funds	961.79		961.79			
9307-9922 Waseca - Maintenance, Laundry, Dorm						
- 1969 State Appropriation	70,950.50			4,416.96	9,169.34	57,364.20
9100-9923 Rosemount Swine Research Facility						
- Support Funds	2,019.71					2,019.71
9307- - 1969 State Appropriation	184,571.00		40,000.00	2,323.67	3,247.33	219,000.00
9305-9924 Irrigation System Expansion - Excelsior						
- 1965 State Appropriation	259.00			231.14	27.86	
9307-9925 Crookston Research Equipment Facility						
- 1969 State Appropriation	47,222.08		20,000.00	2,640.84	59,392.24	5,189.00
9307-9926 Crookston Animal Handling Facility						
- 1969 State Appropriation	33,350.97		15,000.00	36,869.03	3,619.46	7,862.48
9100-9928 McPhail School Remodeling and Addition						
- Support Funds	1,389.77		1,389.77			
9307-9929 Machine Storage Building Excelsior						
- 1969 State Appropriation	22,181.93			20,677.18	266.75	1,238.00
9100-9930 Capital Improvements Fund - Crookston						
- Support Funds	14,811.64	300.00	12,289.27	6,605.55	105.35	20,690.01
9100-9931 Road and Land Improvements Rosemount						
- Support Funds	25,912.38		1,365.28	7,041.78	3,848.37	13,656.95
9307-9932 Tile Drainage - Excelsior						
- 1969 State Appropriation	9,825.65			593.85	6,052.80	3,179.00
9306-9933 Grand Rapids Residence and Administration Center						
- 1967 State Appropriation	8,494.87			9,487.82	619.66	1,612.61
9307- - 1969 State Appropriation	490.33			490.33		
9100-9934 Crookston Animal Science Building Addition						
- Support Funds	4,000.00		157.63			3,842.37
9306- - 1967 State Appropriation	4,159.82			604.84		3,554.98
9306-9935 Crookston Surface Feeding Area Silos						
- 1967 State Appropriation	6,048.45			6,048.45		
9399- - Group Investments - Plant			1,000.00	250.53		749.47
9306-9936 Crookston Temporary Teaching Facility						
- 1967 State Appropriation	297.10			65.10		232.00
9306-9937 Crookston Street Lighting System Installation						
- 1967 State Appropriation	792.96					792.96
9306-9938 Crookston Dromitory Building						
- 1967 State Appropriation	183,545.66			35,295.88	108,142.34	40,107.44
9500- - Support Services			19,838.98	19,838.98		
9534- - University Services Bank Loan	1,180,000.00		23,361.53	961,864.90	194,773.57	
9100-9939 Campus Lighting Parking Lot Roadway - Waseca						
- Support Funds	206.66					206.66

PLANT FUNDS
Operating Accounts
July 1, 1970 to June 30, 1971

SCHEDULE E-2

Dept. and Fund	Balance July 1, 1970	Income	Transfers	Expenditures	Balance June 30, 1971	
					Obligated	Unobligated
9306- - 1967 State Appropriation . . .	6,840.34					6,840.34
9307- - 1969 State Appropriation . . .	15,000.00			1,359.41	9,447.07	4,193.52
9500-9940 University Outing Center Camp						
- University Services Funds . . .	5,807.01					5,807.01
9626- - Gift Funds	1,032.53					1,032.53
9307-9941 Dairy Management Facility -						
Waseca						
- 1969 State Appropriation . . .	144,571.00		40,000.00	315.62	755.38	183,500.00
9307-9942 Grain Drying and Storage -						
Waseca						
- 1969 State Appropriation . . .	34,939.82			2,667.38	33,482.44	1,210.00
9307-9943 Water Management System -						
Waseca						
- 1969 State Appropriation . . .	85,000.00			64,587.40	17,272.14	3,140.46
9306-9944 Waseca Land Acquisition						
- 1967 State Appropriation . . .	93,650.00					93,650.00
9306-9947 Morris Experiment Station Beef						
Research Facility						
- 1967 State Appropriation . . .	439.56			439.56		
9306-9948 Swine Research Facility						
- 1967 State Appropriation . . .	32,302.82			31,750.65	531.90	20.27
9306-9949 Feed Storage and Processing						
Center						
- 1967 State Appropriation . . .	135.64			82.85	135.64	82.85
9101-9950 Land Acquisition - Crookston						
- Other Funds	5,500.00					5,500.00
9306-9953 Electric System Distribution						
- 1967 State Appropriation . . .	2,937.04			2,629.00		308.04
- 1969 State Appropriation . . .	40,443.92			24,539.12	698.30	15,206.50
9307- Laboratory Addition						
Remodel Office - Cloquet						
- Support Funds	106.60		136.48	29.88		
9306- - 1967 State Appropriation . . .	631.08			631.08		
9100-9955 Machinery Storage Building - Cloquet						
- Support Funds			4,500.00	516.11	3,261.60	722.29
9306- - 1967 State Appropriation	10,000.00			9,761.43	238.57	
9100-9956 Student Cabin - Cloquet						
- Support Funds	3,322.39				696.39	2,626.00
9306- - 1967 State Appropriation . . .	3,162.14			3,316.15	154.01	
9306-9957 Swine Research Facility -						
Rosemount						
- 1967 State Appropriation . . .	6,302.10			4,101.23	2,200.87	
9306-9958 Turkey Research Facility						
- 1967 State Appropriation . . .	517.44			731.32		213.88
9307-9959 Shop and Storage Facility						
- 1969 State Appropriation . . .	34,491.28		10,000.00	20,410.31	12,581.69	11,499.28
9306-9960 Screenhouse Construction -						
Excelsior						
- 1967 State Appropriation . . .	1,338.77			1,338.77		
9307-9961 Excelsior Road Surfacing -						
Arboretum						
- 1969 State Appropriation . . .	16,351.39		12,000.00	27,751.50	492.52	107.37
9306-9962 Drain Tile Installed - Excelsior						
Arboretum						
- 1967 State Appropriation . . .	3,138.15			3,138.15		
9306-9963 Deep Well Irrigation System -						
Excelsior						
- 1967 State Appropriation . . .	1,766.88			1,766.88		
9306-9964 Education and Research Center -						
Excelsior						
- 1967 State Appropriation . . .	33,017.25			32,905.42	111.83	
9100-9966 Lamberton Office and						
Education Center						
- Support Funds			532.49			532.49
9307- - 1969 State Appropriation . . .	118,130.39			93,121.32	23,253.89	1,755.18
9304-9967 Dormitory Wing - Waseca						
- 1963 State Appropriation . . .	4,284.54			2.36	285.00	3,997.18
9307-9968 Sheep Research Facility						
- 1969 State Appropriation . . .	27,562.75		14,000.00	2,123.58	36,425.17	3,014.00
9307-9969 Herdsman Residence - Morris						
- 1969 State Appropriation . . .	14,849.19		12,000.00	174.52	21,974.67	4,700.00
9307-9970 Garage and Shop Facility -						
Morris						
- 1969 State Appropriation . . .	29,399.17		21,000.00	14,835.89	29,095.28	6,468.00
9307-9973 Dairy Research Facility						
- 1969 State Appropriation . . .	128,708.32		20,000.00	18,776.54	27.22	129,959.00
9304-9975 Remodel Cottage - Cloquet						
- 1963 State Appropriation . . .	5,000.00					5,000.00
9100-9976 Year Around Research						
Laboratory - Itasca	26.46					
9100-9979 Cedar Creek Land Acquisition						
and Development						
- Support Fund	2,010.00					2,010.00

PLANT FUNDS
Operating Accounts
July 1, 1970 to June 30, 1971

SCHEDULE E-2

Dept. and Fund	Balance July 1, 1970	Income	Transfers	Expenditures	Balance June 30, 1971	
					Obligated	Unobligated
9208- - Other Funds	1,729.27	64,950.00		30,663.50		36,015.77
9324- - Other Funds	10,038.23			10,038.23		
9325- - Other Funds	5,400.00			1,477.77	60.49	3,861.74
9601- - Gift		365.00				365.00
9100-9980 Root Sampling Building - Lamberton						
- Support Funds	418.91		6.09	425.00		
9100-9983 Consultant Services in Connection with Experiment Station Structures						
- Support Funds			2,648.14	1,392.05		1,256.09
9324-9984 Excelsior Land Acquisition	7,785.00			5,265.00	2,520.00	
9500-9989 Golf Course Watering System						
- University Services	31,774.62		30,869.87	30,415.57	30,839.96	1,388.96
9698-9990 Capital Assets - Gifts			3,025.00	3,025.00		
9600-9992 Arboretum Land Purchase - Berens Property						
- Gift Funds		23,600.00		23,600.00		
9307-9993 Grand Rapids Road Resurfacing						
- 1969 State Appropriation	500.00					500.00
9307-9994 Grand Rapids Potato Storage						
- 1969 State Appropriation	29,471.52		5,000.00	1,093.55	377.97	33,000.00
9307-9995 Cloquet Classroom Library, etc.						
- 1969 State Appropriation	238,250.50			173,778.70	42,803.63	21,668.17
9100-9996 Student Cabins - Cloquet						
- Support Funds	12,000.00					12,000.00
9307- - 1969 State Appropriation	24,000.00			345.94	1,154.06	22,500.00
9307-9997 Forest Road Improvement - Cloquet						
- 1969 State Appropriation	20,000.00			6.01	493.99	19,500.00
9100-9998 Grand Rapids Machinery and Lumber Storage						
- Support Funds	14,000.00		429.29	12,231.65	1,801.64	396.00
Total - Branch Stations	\$ 5,895,199.23	\$ 89,215.00	\$ 513,833.07	\$ 2,840,285.84	\$ 1,970,439.28	\$ 1,687,522.18
Summary of Operating Accounts						
Minneapolis Campus	\$45,975,849.62	\$ 2,667,990.64	\$29,535,118.30	\$15,732,177.97	\$22,780,802.58	\$39,665,978.01
St. Paul Campus	22,465,020.69	188,801.94	4,090,971.05	6,422,623.40	11,342,500.79	8,979,669.49
Duluth Campus	8,041,963.60	58,369.71	2,071,863.15	5,333,922.02	1,234,976.62	3,603,297.82
Morris Campus	6,098,812.91	57,533.63	1,305,763.50	2,962,471.89	1,894,545.33	2,605,092.82
Branch Stations	5,895,199.23	89,215.00	513,833.07	2,840,285.84	1,970,439.28	1,687,522.18
Total-Operating Accounts	\$88,476,846.05	\$ 3,061,910.92	\$37,517,549.07	\$33,291,481.12	\$39,223,264.60	\$56,541,560.32

PLANT FUNDS
Anticipated Income
July 1, 1970 to June 30, 1971

SCHEDULE E-3

Dept. and Fund		July 1, 1970	Income	Transfers	Balance June 30, 1971
9101-9307-00	Purchase Land --				
	Crookston	\$ 35,357.15-	\$	\$ 3,928.57	\$ 31,428.58-
9102-	Purchase Land -- Morris	35,001.00-		7,000.00	28,001.00-
9103-	Purchase GM Building . .	81,000.00-		48,600.00	32,400.00-
9104-	Owre Hall Addition . . .	39,600.00-		39,600.00	
9106-	Service Terminal				
	Building	51,982.01-		24,277.72	27,704.29-
9108-	Computer Facilities				
	Acquisition --				
	6600 CDC	283,620.00-		94,540.00	189,080.00-
9110-	Administrative				
	Services Building . . .	900,000.00-		45,000.00	855,000.00-
9209-	Electric Microscope --				
	Anatomy	32,000.00-		8,000.00	24,000.00-
9307-	Donahue Property --				
	Notes Payable			22,732.00-	22,732.00-
9500-	Parking Lots Loan --				
	Oak and Beacon	36,527.64-		24,217.63	12,310.01-
9506-	St. Paul Campus				
	Apartments and				
	Dormitory	1,600,000.00-		40,000.00	1,560,000.00-
9507-	Minneapolis Dormitory	2,450,000.00-		60,000.00	2,390,000.00-
9509-	Coffman Memorial				
	Union, 4th Floor				
	Addition	32,766.90-		32,766.90	
9513-	Duluth Dormitory	287,000.00-		7,000.00	280,000.00-
9515-	St. Paul Apartments				
	and Minneapolis				
	Dormitories	2,325,000.00-		55,000.00	2,270,000.00-
9516-	Campus Club Air				
	Conditioning	24,204.06-		3,448.80	20,755.26-
9517-	Married Student Housing				
	Phase III	1,125,000.00-		20,000.00	1,105,000.00-
9520-	Parking Ramp				
	Washington Avenue	129,998.04-		26,000.01	103,998.03-
9521-	Duluth Dormitory 1964	634,000.00-		10,000.00	624,000.00-
9522-	Morris Dormitory	454,000.00-		7,000.00	447,000.00-
9523-	Parking Ramp -- South				
	of CMU	2,100,000.00-		210,000.00	1,890,000.00-
9524-	Student Housing --				
	Duluth	665,000.00-		10,000.00	655,000.00-
9525-	Health Service				
	North Addition	303,750.00-		45,000.00	258,750.00-
9526-	Residence Hall Complex				
	West Bank	1,955,625.00-		52,500.00	1,903,125.00-
9527-	West Bank Dormitory				
	Complex	2,000,000.00-		30,000.00	1,970,000.00-
9528-	Duluth Dormitory				
	Bonds HHFA			1,925,000.00-	1,925,000.00-
9529-	Morris Dormitory				
	Bonds HHFA			1,300,000.00-	1,300,000.00-
9530-	Dormitory -- Morris . . .	557,000.00-		9,000.00	548,000.00-
9532-	Health Service	277,875.00-		28,500.00	249,375.00-
9534-	Crookston Dormitory				
	Loan			1,180,000.00-	1,180,000.00-
9600-	Planetarium -- Duluth . .	190,000.00-			190,000.00-
9701-	Bierman Field --				
	Land Acquisition . . .			190,000.00-	190,000.00-
9702-	Stadium Artificial Turf			324,000.00-	324,000.00-
9703-	Family Practice and				
	Community				
	Health			205,000.00-	205,000.00-
9704-	Pem Tom Housing --				
	Duluth			1,689,000.00-	1,689,000.00-
9705-	Instructional TV Study				
9706-	Athletic Building --				
	Bierman			400,000.00-	400,000.00-
				1,672,000.00-	1,672,000.00-
9900-	Northrop Auditorium				
	Air Conditioning	50,000.04-		20,000.04	30,000.00-
9300-9308-00	Northern Pacific Viaduct				
	(Building Program				
	1920-30)	104,300.00-			104,300.00-
9509-9400-03	Coffman Union --				
	4th Floor Addition . .		32,766.90	32,766.90-	

PLANT FUNDS
Anticipated Income
July 1, 1970 to June 30, 1971

SCHEDULE E-3

Dept. and Fund		July 1, 1970	Income	Transfers	Balance June 30, 1971
9516-	Campus Club Improvements				
	Air Conditioning . . .		3,448.80	3,448.80-	
9100-9410-03	Auxiliary		97,137.34	97,137.34-	
9399-	Special State		884,461.01	884,461.01-	
9500-	Auxiliary Services		230,556.31	230,556.31-	
9502-	Union Expansion		131,734.39	131,734.39-	
9506-	Married Student Housing - I		36,541.50	36,541.50-	
9507-	Residence Hall for Men - Minneapolis		44,315.03	44,315.03-	
9513-	Duluth Dormitory		7,449.85	7,449.85-	
9515-	St. Paul Apartments and Minneapolis Dormitories		44,359.30	44,359.30-	
9517-	Commonwealth Terrace Phase III		19,542.65	19,542.65-	
9521-	Griggs Hall - Duluth		4,219.56	4,219.56-	
9522-	Morris Dormitory I		2,337.56	2,337.56-	
9523-	Parking Ramp - South of Union		1,395.13	1,395.13-	
9524-	FH and HF Agency Loan Fund - UMD	409.40-	1,469.21	1,059.81-	
9526-	West Bank Residence Hall Complex - Phase I		4,248.81	4,248.81-	
9527-	West Bank Dorm Complex - HUD		3,030.00	3,030.00-	
9529-	Residence Hall Phase III - Morris		99.45-	99.45	
9530-	PH and HF Agency Loan Fund - UMM		142.27	142.27-	
9532-	Health Service - 50 Bed Addition		19,468.45	19,468.45-	
9534-	Crookston Dormitory Building		619.53-	619.53	
9535-	Bookstore Expansion Res.		16,054.60	16,054.60-	
9536-	Pem Tom Housing - Duluth		26,127.04	26,127.04-	
9900-	Northrup Auditorium - Air Conditioning		2,384.58	2,384.58-	
9204-9500-03	Classroom and Laboratory Building South of Chemistry - HEFA Grant, Title II	357,120.00-	300,602.00		56,518.00-
9205-	- HEFA Grant, Title I	324,134.00-	272,837.00		51,297.00-
9307-	- 1969 State Appropriation	250,326.00-	250,326.00		
9205-9501-03	Auditorium Classroom Building West Bank - HEFA Grant, Title I	798,377.00-			798,377.00-
9306-	- 1967 State Appropriation	1,776,623.00-	215,289.00		1,561,334.00-
9307-9518-03	Electric Distribution System - 1969 State Appropriation	100,000.00-	80,000.00		20,000.00-
9100-9521-03	Family Practice and Community Health Remodeling - Auxiliary Funds	285,000.00-		285,000.00	
9500-9524-03	Health Service Addition - University Services Funds	143,300.00-			143,300.00-
9500-9527-03	West Bank Dormitory - University Services Funds	282,988.77-		282,988.77	
9307-9529-03	State Board of Health Building - Psychology Department - 1969 State Appropriation	6,078,992.00-	4,553,000.00	320,000.00-	1,845,992.00-

PLANT FUNDS
Anticipated Income
July 1, 1970 to June 30, 1971

SCHEDULE E-3

Dept. and Fund		July 1, 1970	Income	Transfers	Balance June 30, 1971
9307-9552-03	Museum of Natural History Addition - 1969 State Appropriation . . .	170,600.00-	170,600.00		
9200-9555-03	Child Development Building Addition - USPHS Grant . . .	27,653.00-	14,819.00		12,834.00-
9600- 9306-9570-03	- Gifts Funds . . . Development Outdoor Physical Education Teaching Area - 1967 State Appropriation . . .	29,574.00-			29,574.00-
9307-9571-03	Equipment for Radio and Television - 1969 State Appropriation . . .	226,000.00-	30,000.00		196,000.00-
9202-9573-03	Health Service - 50 Bed Addition - Hill Burton			78,459.00-	78,459.00-
9532- 9613-9575-03	- Bank Loan Diehl Hall Addition - Gift Funds - 4th and 5th Floor	9,730.00-	3,965.00	25.00	5,740.00-
9614- 9307-9591-03	- Gift Funds - 6th Floor Health Science Facilities Planning - - 1969 State Appropriation . . .	10,500.00-	1,000.00		9,500.00-
9209-9592-03	Health Science Facility Unit A - Dental . . .	11,900,000.00-	1,900,000.00		10,000,000.00-
9501-9605-03	Football Stadium Rehabilitation - Athletics	386,000.00-		386,000.00	
9502-9607-03	Union Capital Expansion - Union Fund		606,905.40	606,905.40-	
9307-9624-03	Commuter Food Facility and Study Space - - 1969 State Appropriation . . .	190,000.00-	20,000.00		170,000.00-
9307-9625-03	Law Library - 1969 State Appropriation . . .	40,000.00-	40,000.00		
9204-9629-03	West Bank Library - HEFA Grant, Title II	107,600.00-	107,600.00		
9205- 9601-9636-03	- HEFA Grant, Title I Accoustical Shield Northrop Memorial Auditorium - Minnesota Orchestral Assn.	63,551.00-	43,938.00	19,613.00	
9900- 9307-9640-03	- Other Funds Purchase of Land West Bank - 1969 State Appropriation . . .	36,305.00-	36,305.00		12,089.40-
9306-9654-03	General Outdoor Advertising Building - 1969 State Appropriation . . .	22,000.00-	9,910.60		
9501-9657-03	Bierman Field Athletic Building . .	1,500,000.00-	1,200,000.00		300,000.00-
9307-9663-03	University Theatre Building - 1969 State Appropriation . . .	125,000.00-	125,000.00		
9306-9701-03	Coffey Hall Remodeling	6,072,800.00-	1,880,091.00		4,192,709.00-
9307- 9204-9710-03	Coffey Hall Remodeling Horticultural Science Facility - USOE Title II . . .	200,000.00-	200,000.00	1,678,000.00-	
		180,000.00-	180,000.00		
		226,500.00-	174,000.00		52,500.00-

PLANT FUNDS
Anticipated Income
July 1, 1970 to June 30, 1971

SCHEDULE E-3

Dept. and Fund		July 1, 1970	Income	Transfers	Balance June 30, 1971
9206-	- USDA Grant . . .	132,507.00-	132,507.00		
9306-	- 1967 State Appropriation . . .	700,000.00-	700,000.00		
9307-	- 1969 State Appropriation . . .	408,572.00-	408,572.00		
9205-9715-03	Veterinary Medicine Building - HEFA Grant, Title I	305,100.00-	95,600.00		209,500.00-
9306-	- 1967 State Appropriation . . .	522,182.00-	522,182.00		
9307-	- 1969 State Appropriation . . .	400,000.00-	400,000.00		
9307-9728-03	Agricultural Economics and Rural Sociology Classroom Building Planning - 1969 State Appropriation . . .	3,944,100.00-	160,000.00		3,784,100.00-
9601-9736-03	St. Paul Crop Improvement Building			116,928.00-	116,928.00-
9307-9738-03	Sanitary Sewer and Water Main Extension - 1969 State Appropriation . . .	45,000.00-	5,000.00		40,000.00-
9204-9742-03	Biological Sciences Facility - USOE Grant . . .	1,000,000.00-	174,000.00		826,000.00-
9205-	- USOE Grant . . .	334,417.00-	58,189.00		276,228.00-
9307-	- 1969 State Appropriation . . .	5,350,000.00-	4,363,745.00	2,863,745.00-	3,850,000.00-
9307-9745-03	Programmatic Planning Funds Animal Science Facilities and Veterinary Medicine Building - 1969 State Appropriation . . .	2,640,000.00-	485,000.00	774,640.00-	2,929,640.00-
9307-9752-03	Plant Pathology Greenhouse - 1969 State Appropriation . . .	330,000.00-			330,000.00-
9307-9753-03	Snyder Hall Rehabilitation - 1969 State Appropriation . . .	84,500.00-	84,500.00		
9307-9754-03	Teaching Facilities Rehabilitation - 1969 State Appropriation . . .	40,000.00-	40,000.00		
9307-9755-03	Electrical Distribution System - 1969 State Appropriation . . .	190,000.00-	180,000.00		10,000.00-
9306-9800-03	Reception Center Residence Hall Food Service - 1967 State Appropriation . . .	200,000.00-	200,000.00		
9307-	- 1969 State Appropriation . . .	275,000.00-	150,000.00		125,000.00-
9307-9803-03	Duluth Health Service - 1969 State Appropriation . . .	56,000.00-	10,000.00		46,000.00-
9307-9804-03	Land Acquisition Priority I - 1969 State Appropriation . . .	150,000.00-	50,000.00		100,000.00-
9528-9806-03	Residence Hall Phase III Duluth - HUD	1,925,000.00-		1,925,000.00	
9623-9817-03	Stadium Project - Gift Funds	5,381.50-	3,283.50	101.00-	2,199.00-
9307-9830-03	Administration Building Planning - 1969 State Appropriation . . .	1,650,000.00-	1,650,000.00	150,700.00-	150,700.00-

PLANT FUNDS
Anticipated Income
July 1, 1970 to June 30, 1971

SCHEDULE E-3

Dept. and Fund		July 1, 1970	Income	Transfers	Balance June 30, 1971
9205-9831-03	Classroom and Faculty Office Building - HEFA Grant, Title I	150,744.00-	134,244.00		16,500.00-
9205-9832-03	Science Lecture Hall - HEFA Grant, Title I	56,923.00-	56,923.00		
9205-9833-03	Theatre Building - USOE, Title I . . .	482,392.00-			482,392.00-
9306-	- 1967 State Appropriation . . .	400,000.00-			400,000.00-
9600-	- Gifts	99,215.41-			99,215.41-
9208-9835-	Rock Hill Park - USDA Grant . . .	40,656.12-			40,656.12-
9307-9836-03	Duluth Plant Services Center - 1969 State Appropriation . . .	390,000.00-			390,000.00-
9307-9837-03	Duluth Classroom and Laboratory Building - 1969 State Appropriation . . .	66,000.00-			66,000.00-
9307-9838-03	Electrical Distribution System - Duluth - 1969 State Appropriation . . .	100,000.00-	100,000.00		
9307-9839-03	Landscaping and Improvements - Duluth - 1969 State Appropriation . . .	10,000.00-	10,000.00		
9307-9840-03	Residence Hall 400 Students - Duluth - 1969 State Appropriation . . .	560,000.00-	560,000.00		
9307-9856-03	Electricity Distribution System - 1969 State Appropriation . . .	117,000.00-	107,000.00		10,000.00-
9205-9863-03	Science Building - HEFA Grant, Title I	10,375.00-	10,375.00		
9307-9867-03	Food Service Facility - 1969 State Appropriation . . .	942,000.00-	596,000.00	346,000.00	
9533-	- HUD Loan	525,000.00-		20,000.00-	545,000.00-
9205-9876-03	Physical Education Building - HEFA Grant, Title I	123,273.00-	98,940.00		24,333.00-
9307-	- 1969 State Appropriation . . .	200,000.00-	200,000.00		
9529-9881-03	Residence Hall - HUD Grant	1,300,000.00-		1,300,000.00	
9307-9884-03	Residence Hall 300 Units - 1969 State Appropriation . . .	372,500.00-	347,500.00		25,000.00-
9537-	Morris Residence Hall - 300 Units - HUD Loan			1,658,000.00-	1,658,000.00-
9307-9885-03	Humanities Building - 1969 State Appropriation . . .	2,400,000.00-	240,000.00		2,160,000.00-
9307-9886-03	Behmler Hall Rehabilitation - 1969 State Appropriation . . .	109,000.00-	30,000.00		79,000.00-
9307-9887-03	Removal of Railroad Tracks - Morris - 1969 State Appropriation . . .	20,000.00-	20,000.00		

PLANT FUNDS
Anticipated Income
July 1, 1970 to June 30, 1971

SCHEDULE E-3

Dept. and Fund		July 1, 1970	Income	Transfers	Balance June 30, 1971
9307-9888-03	Landscape and Improvements – Morris – 1969 State Appropriation . . .	23,000.00–	13,000.00		10,000.00–
9307-9889-03	Library Phase II – Morris – 1969 State Appropriation . . .	10,600.00–	10,600.00		
9307-9900-03	Classroom Building – Crookston – 1969 State Appropriation . . .	1,448,750.00–	1,143,750.00		305,000.00–
9307-9902-03	Crookston Owen Hall Addition – 1969 State Appropriation . . .	210,194.00–	210,194.00		
9307-9903-03	Improvements – Crookston – – 1969 State Appropriation . . .	185,000.00–			185,000.00–
9307-9904-03	Laboratory – Itasca – 1969 State Appropriation . . .	22,750.00–	22,750.00		
9307-9908-03	Adapt Buildings . Collegiate Use – Waseca		10,000.00	10,000.00–	
9307-9909-03	Adapt Buildings Collegiate Use – Crookston		5,000.00	5,000.00–	
9307-9911-03	Horticulture Teaching Complex – 1969 State Appropriation . . .	189,500.00–	150,000.00	84,847.00–	124,347.00–
9307-9912-03	Classroom Wing Extension – Waseca – 1969 State Appropriation . . .	431,250.00–	428,750.00	53,983.00–	56,483.00–
9307-9917-03	Remodel Service Office – Student Center – Waseca Waseca – 1969 State Appropriation . . .	79,000.00–	79,000.00		
9307-9922-03	Maintenance – Laundry – Dorm – Waseca – 1969 State Appropriation . . .	53,900.00–	53,900.00		
9307-9923-03	Swine Research Facility – Rosemount – 1969 State Appropriation . . .	165,000.00–	140,000.00	40,000.00–	65,000.00
9307-9925-03	Crookston Research Equipment Facility – 1969 State Appropriation . . .	33,600.00–	53,600.00	20,000.00–	
9307-9926-03	Crookston Animal Handling Facility – 1969 State Appropriation . . .		15,000.00	15,000.00–	
9307-9929-03	Machine Storage Building – Excelsior – 1969 State Appropriation . . .	20,850.00–	20,850.00		
9306-9938-03	Dormitory Building – Crookston – 1967 State Appropriation . . .	200,000.00–	200,000.00		
9534- 9307-9939-03	– Loan Campus Lighting Parking Lot Roadway – Waseca – 1969 State Appropriation . . .	1,180,000.00–		1,129,824.75	50,175.25–
		13,250.00–	13,250.00		

PLANT FUNDS
Anticipated Income
July 1, 1970 to June 30, 1971

SCHEDULE E-3

Dept. and Fund	July 1, 1970	Income	Transfers	Balance June 30, 1971
9307-9941-03 Dairy Management Facility – Waseca – 1969 State Appropriation . . .	122,750.00–	60,000.00	40,000.00–	102,750.00–
9307-9943-03 Water Management System – Waseca – 1969 State Appropriation . . .	75,750.00–	75,750.00		
9306-9944-03 Land Acquisition – Waseca – 1967 State Appropriation . . .	94,000.00–	4,000.00		90,000.00–
9307-9953-03 Electrical System Distributor – Itasca – 1969 State Appropriation . . .	37,900.00–	37,900.00		
9307-9959-03 Excelsior Shop and Storage Facility – 1969 State Appropriation . . .	30,250.00–	40,250.00	10,000.00–	
9307-9961-03 Excelsior Road Surfacing – 1969 State Appropriation . . .	20,550.00–	20,550.00		
9307-9966-03 Lamberton Office and Continuing Education Center – 1969 State Appropriation . . .	82,500.00–	82,500.00		
9307-9968-03 Sheep Research Facility – 1969 State Appropriation . . .	26,600.00–	40,600.00	14,000.00–	
9307-9969-03 Herdsman Residence – Morris – 1969 State Appropriation . . .	14,250.00–	26,250.00	12,000.00–	
9307-9970-03 Garage and Shop Facility – Morris – 1969 State Appropriation . . .	18,000.00–	39,000.00	21,000.00–	
9307-9973-03 Dairy Research Facility – 1969 State Appropriation . . .	118,500.00–	138,500.00	20,000.00–	
9208-9979-03 Land Acquisition and Development – Cedar Creek – Bureau of Outdoor Recreation	1,254.27–			1,254.27–
9601-9986-03 Turkey Research Facility – Rosemount – Gift Funds	35,000.00–	35,000.00		
9698-9990-03 Capital Assets – Gift Funds		3,025.00	3,025.00–	
9307-9993-03 Road Resurfacing – Grand Rapids – 1969 State Appropriation . . .	9,000.00–	9,000.00		
9307-9994-03 Potato Storage – Grand Rapids – 1969 State Appropriation . . .	27,500.00–	27,500.00	5,000.00–	5,000.00–
9307-9995-03 Cloquet – Classroom Study Hall, Library Office, Lab – 1969 State Appropriation . . .	177,500.00–	177,500.00		
9307-9996-03 Student Cabins – Cloquet – 1969 State Appropriation . . .	19,800.00–	10,000.00		9,800.00–
9307-9997-03 Forest Road Improvements – Cloquet – 1969 State Appropriation . . .	18,000.00–	5,000.00		13,000.00–
Total	<u>\$85,447,567.31–</u>	<u>\$29,814,188.81</u>	<u>\$35,685,821.61–</u>	<u>\$91,319,200.11–</u>

PLANT FUNDS
Sinking Fund and Reserve Accounts
July 1, 1970 to June 30, 1971

SCHEDULE E-4

	Dept. and Fund	Balance July 1, 1970	Transfers	Balance June 30, 1971
Sinking Funds				
9106-	St. Paul Projects	\$	\$ 13,165.00	\$ 13,165.00
9116-9353-00	St. Paul Projects	13,165.00		13,165.00
9506-	St. Paul Apartments and Dormitory Revenue Bonds of 1956	261,759.09	27,586.14-	234,172.95
9507-	Minneapolis Dormitory Revenue Bonds of 1956 . .	356,261.25	36,150.67-	320,110.58
9513-	Addition to Duluth Dormitory Revenue Bonds	51,583.51	5,087.10-	46,496.41
9515-	Minneapolis Dormitory and St. Paul Apartment Revenue Bonds of 1957	338,520.30	32,692.92-	305,827.38
9517-	Commonwealth Terrace - III Revenue Bonds	183,132.73	22,063.79-	161,068.94
9521-	Duluth Dormitory Construc- tion Revenue Bonds of 1964	69,828.79	18,816.89-	51,011.90
9522-	Morris Dormitory Revenue Bonds	37,944.18	15,055.69-	22,888.49
9524-	FH and HF Agency Loan Fund - Duluth	36,831.25	898.56-	35,932.69
9527-	West Bank Dormitory HUD Loan	30,000.00	74,850.62	104,850.62
9529-	Morris Dormitory Bonds . . .		17,233.88	17,233.88
9530-	FH and HF Agency Loan Fund - Morris	20,740.00	652.27	21,392.27
9534-	Crookston Dormitory Loan .		72,917.25	72,917.25
9306-9356-00	Married Student Apartments - St. Paul Dormitory Revenue Bonds - Equipment	108,011.00	15,197.57-	92,813.43
9507-	Minneapolis Dormitory Revenue Bonds of 1956 - Equipment Reserve	92,665.08	823.39	93,488.47
9513-	Duluth Dormitory Construction Revenue Bonds of 1958 - Equipment	35,076.35	2,623.55	37,699.90
9515-	Minnesota Dormitory and St. Paul Apartment Reserve Bonds - Equipment	106,892.03	15,779.76-	91,112.27
9517-	Commonwealth Terrace - III Equipment	31,259.61	12,853.29-	18,406.32
9521-	Duluth Dormitory Revenue Bonds of 1964 - Equipment Reserve	15,803.76	410.77	16,214.53
9522-	Morris Dormitory Revenue Bonds of 1964 - Equipment Reserve	4,165.64	266.55-	3,899.09
9524-9356	FH and HF Agency Loan Fund - Duluth	204.70	204.70-	
9527-	West Bank Dormitory - HUD Loan		12,000.00	12,000.00
9530-9356	FH and HF Agency Loan Fund - Morris	250.00	250.00-	
9506-9358-00	Married Student Apartments St. Paul Dormitory Revenue Bonds - Repairs	130,594.58	27,337.86	157,932.44
9507-	Minneapolis Dormitory Revenue Bonds 1956 - Building Maintenance	155,077.88	53,510.58	208,588.46
9513-	Duluth Dormitory Construction Revenue Bonds of 1958 - Repairs	25,832.66	6,645.13	32,477.79
9515-	Minneapolis Dormitory and St. Paul Apartment Revenue Bonds - Repairs	148,286.49	43,577.96	191,864.45
9517-	Commonwealth Terrace - III Repairs	139,826.67	37,489.03	177,315.70
9521-	Duluth Dormitory Revenue Bonds of 1956 - Building Maintenance . . .	16,181.00	5,099.21	21,280.21
9522-	Morris Dormitory Revenue Bonds of 1964 - Building Maintenance . . .	8,149.40	2,637.53	10,786.93
9527-	West Bank Dormitory HUD Loan		10,000.00	10,000.00

PLANT FUNDS
Sinking Fund and Reserve Accounts
July 1, 1970 to June 30, 1971

SCHEDULE E-4

Dept. and Fund	Balance July 1, 1970	Transfers	Balance June 30, 1971
Reserves for Certificates			
9101-9354 General Maintenance Fund . . .	931.22	196.43-	734.79
9103- General Motors Building . . .	2,615.65	3,456.00	6,071.65
9104- General Maintenance Fund . . .	17,638.63	17,638.63-	
9106- Service Terminal Building . . .	4,195.70	4,195.36-	.34
9110- Blue Cross Building Notes . . .	86,735.89	86,681.25-	54.64
9307- Purchase of Donahue Property		22,732.00	22,732.00
9326-	50,000.00	50,000.00-	
9500- Purchase of Land for Parking		4,903.52	4,903.52
9900- Northrup Auditorium Air Conditioning	52,298.04	17,615.46-	34,682.58
Other Reserves			
9399-9357-00 Temporary Investment Income - - Special State Funds . . .	154,496.61	26,958.72	181,455.33
9100-9359-00 Temporary Investment Income - General University Funds . . .	55,113.49	52,170.96	107,284.45
9502- Coffman Union Expansion Reserve	1,786,314.35	688,639.79	2,474,954.14
9535- Bookstore Expansion - West Bank	156,724.59	247,050.11	403,774.70
Total	<u>\$4,785,107.12</u>	<u>\$1,047,654.37</u>	<u>\$5,832,761.49</u>

STATEMENT OF INVESTMENT IN PLANT
July 1, 1970 to June 30, 1971

EXHIBIT F

	Total July 1, 1970	Expenditures		Adjustments	Total June 30, 1971
		Current Funds	Plant Funds		
Land	\$ 18,023,542.13	\$ 12,465.42	\$ 1,181,893.42	\$ 107,425.00-	\$ 19,110,475.97
Buildings	222,626,530.30	835,794.55	27,672,150.95	1,943,047.92-	249,191,427.88
Other Permanent Improvements	14,343,459.88	372,542.92	1,294,632.02	790,168.86	16,800,803.68
Equipment	83,213,571.75	6,982,311.14	802,489.57	1,414,586.73	92,412,959.19
Museums and Collection	3,126,072.26	146,229.26	3,214.36	7,046.64	3,282,562.52
Library and Reference Books	16,697,503.13			1,658,228.32	18,355,731.45
Livestock	523,129.44			10,274.07	533,403.51
Totals	<u>\$358,553,808.89</u>	<u>\$8,349,343.29</u>	<u>\$30,954,380.32</u>	<u>\$1,829,831.70</u>	<u>\$399,687,364.20</u>

SUMMARY OF INVENTORY OF LAND
July 1, 1970 to June 30, 1971

SCHEDULE F-1

	Acres	Book Value July 1, 1970	Additions	Adjustments	Book Value June 30, 1971
Instruction and Research:					
Minneapolis Campus	278.263	\$15,069,050.43	\$ 924,568.05	\$105,425.00-	\$15,888,193.48
St. Paul Campus ¹	723.082	1,380,534.58	179,595.98	5,000.00-	1,555,130.56
University of Minnesota - Duluth	204.176	151,111.82	31,150.00		182,261.82
University of Minnesota - Morris	1,191.420	169,871.30	3,000.00-	3,000.00	169,871.30
University Airport Site	326.430	16,800.00			16,800.00
Cedar Creek Natural History Area	4,326.600	327,128.87	38,444.81		365,573.68
Village of Marine on the St. Croix	1.140	217.00			217.00
Willmar	2.500	500.00			500.00
Greece		5,728.07			5,728.07
Banfills Island		6,675.00			6,675.00
Schools and Experiment Stations:					
Crookston	1,277.870	234,580.53			234,580.53
Grand Rapids	732.900	41,899.80			41,899.80
Excelsior	403.060	121,399.27	23,600.00		144,999.27
Maple Plain634	6,048.01			6,048.01
Waseca	599.101	78,284.94			78,284.94

SUMMARY OF INVENTORY OF LAND
July 1, 1970 to June 30, 1971

SCHEDULE F-1

	Acres	Book Value July 1, 1970	Additions	Adjustments	Book Value June 30, 1971
Schools and Experiment Stations: Cont'd.					
Lamberton	400.000	105,102.50			105,102.50
Duluth	282.740	41,739.97			41,739.97
Cloquet	3,702.090	69,258.89			69,258.89
Rosemount	8,011.420	92,388.04			92,388.04
Potato Research Farm	50.200	2,997.79			2,997.79
Total Instruction and Research	22,513.626	\$17,921,316.81	\$1,194,358.84	\$107,425.00-	\$19,008,250.65
Other Lands:					
Federal Land Grant		\$ 70,495.25			\$ 70,495.25
Salt Springs Land		28,778.00			28,778.00
Inter-Campus Right of Way		2,952.07			2,952.07
Total Other Lands		\$ 102,225.32			102,225.32
Total Instruction, Research and Other Lands	22,513.626	\$18,023,542.13	\$1,194,358.84	\$107,425.00-	\$19,110,475.97
Land and Buildings in Trust:					
Included in Assets of Endowment Funds and Plant Funds ²					
Marshall and Margaret Alworth Endowment					\$ 220,000.00
Lewis S. and Florence E. Diamond Student Aid					48,000.00
Minnesota Hospital and Home for Crippled Children					25,000.00
Ludden Real Estate Fund					1,800.00
Pioneer Fund					80.00
Merriam Trust Fund					200,000.00
Rishmiller Fund					3,740.00
Minnesota Academy of Science					1.00
Minnesota Horticulture Society					35,000.00
Charles H. Smith Trust Fund					2,000.00
Total Land and Buildings in Trust					\$ 535,621.00

¹Includes University Grove and University Field

²Depreciation on Buildings Not Deducted

SUMMARY OF ASSETS – BUILDINGS
July 1, 1970 to June 30, 1971

SCHEDULE F-2

	Value July 1, 1970	Additions 1970-71	Adjustments 1970-71	Value June 30, 1971
Minneapolis Campus	\$120,878,966.64	\$10,543,811.37	\$ 885,734.44-	\$130,537,043.57
Minneapolis Campus – West Bank	24,213,531.02	1,764,379.94	27,914.66	26,005,825.62
Off Campus	2,475,955.74	266,471.73	30,000.00	2,772,427.47
St. Paul Campus	36,528,884.89	6,311,561.27	1,720.00	42,842,166.16
University of Minnesota – Duluth	20,503,113.75	3,970,354.96		24,473,468.71
University of Minnesota – Morris	8,561,997.98	2,358,930.69	231,236.97-	10,689,691.70
University of Minnesota Technical College – Crookston	1,641,729.81	1,748,367.83		3,390,097.64
Southern School of Agriculture and Technical College – Waseca	2,652,725.93	289,098.06	4,678.00	2,946,501.99
Schools and Experiment Stations:				
Crookston	661,969.17	39,523.30	12,140.00-	689,352.47
Duluth – Horticultural Center	165,843.03			165,843.03
Grand Rapids	727,087.01	26,430.35	12,708.65	766,226.01
Itasca Park	317,920.85	12,188.43		330,109.28
Morris	552,010.93	61,637.19	114,567.34-	499,080.78
Waseca	384,674.66	3,841.86	1,367.00	389,883.52
Excelsior Arboretum	111,374.99	18,838.08	6,500.00	136,713.07
Excelsior – Horticultural Research Center	123,716.00	20,677.18	3,600.00-	140,793.18
Cloquet	196,543.79	186,154.27	3,000.00-	379,698.06
Lamberton	106,293.94	94,990.18	437.91	201,722.03
Rosemount Research Center	772,570.77	1,340.00	2,307.26	776,218.03
Rosemount Agricultural Experiment Station	1,049,619.40	24,331.82	15,385.66-	1,058,565.56
Miscellaneous		765,016.99	765,016.99-	
Total Buildings	\$222,626,530.30	\$28,507,945.50	\$1,943,047.92-	\$249,191,427.88

SUMMARY OF ASSETS – OTHER PERMANENT IMPROVEMENTS
July 1, 1970 to June 30, 1971

SCHEDULE F-3

Location	Value July 1, 1970	Additions	Adjustments	Value June 30, 1971
Minneapolis Campus	\$ 4,603,708.52	\$ 280,597.22	\$580,890.89	\$ 5,465,196.63
Minneapolis Campus – West Bank	1,981,292.96	117,627.95		2,098,920.91
St. Paul Campus	2,401,914.99	309,899.27		2,711,814.26
University of Minnesota – Duluth	1,661,910.16	42,833.14	160,850.38	1,865,593.68
University of Minnesota – Morris	464,229.93	250,645.12	9,036.84	723,911.89
University of Minnesota Technical College – Crookston	26,496.21	8,216.09		34,712.30
Rosemount Research Center	210,728.57	1,187.74		211,916.31
Agricultural Experiment Stations	1,236,512.01	79,661.29	25,816.80	1,341,990.10
Miscellaneous:				
Campus Survey	108,207.31			108,207.31
West Campus Survey	33,747.14			33,747.14
Dorr Fountain	2,500.00			2,500.00
Fence and Wall Around Athletic Field	4,073.90			4,073.90
Old Home Memorial – St. Paul Campus	3,400.00			3,400.00
Pillsbury Statue	15,000.00			15,000.00
Greysolen DuLuht Statue	6,069.26			6,069.26
Plaque of Old Main	665.51			665.51
Soldiers' Monument	7,000.00			7,000.00
Drill Core	43.29			43.29
James Ford Bell Fountain	4,202.62			4,202.62
Footbridges Over Washington Avenue	13,645.08			13,645.08
Footbridges Over Great Northern Railroad Track	48,525.28			48,525.28
Grounds at University Airport	34,007.05			34,007.05
Grounds at University Grove	38,010.89			38,010.89
Cedar Creek Natural History Area	32,418.63			32,418.63
Parking Lots – Minneapolis Campus	726,029.07	70,060.72		796,089.79
Parking Lots – St. Paul Campus	224,280.95	19,521.33		243,802.28
Parking Lots – West Bank	184,801.08	5,681.03		190,482.11
Grounds at All University Camp Projects	1,192.99			1,192.99
Arboretum at Excelsior	69,441.48	3,934.64	25,801.20	99,177.32
Heavy Equipment Area – Como	2,338.97	1,604.41		3,943.38
Grounds at Marine on the St. Croix Observatory	3,288.10			3,288.10
Como Area	78,754.00	14,265.53		93,019.53
Bierman Field	103,381.55	409,955.96	12,227.25–	501,110.26
Other	11,642.38	51,483.50		63,125.88
Total	\$14,343,459.88	\$1,667,174.94	\$790,168.86	\$16,800,803.68

SUMMARY OF ASSETS – EQUIPMENT
July 1, 1970 to June 30, 1971

SCHEDULE F-4

College or Activity	Value July 1, 1970	Additions 1970-71	Transfers & Adjustments	Value June 30, 1971
General Administration	\$ 1,690,301.17	\$ 67,410.47	\$ 28,624.10–	\$ 1,729,087.54
General Expense	3,074,600.48	590,775.04	84,109.83–	3,581,265.69
Instruction and Departmental Research:				
College of Liberal Arts	1,722,933.84	384,505.76	5,570.45–	2,101,869.15
Institute of Technology	8,874,695.72	537,498.72	3,123,358.32	12,535,552.76
Institute of Agriculture	3,855,100.10	172,295.25	39,172.52	4,066,567.87
College of Medical Sciences	10,694,977.68	627,899.69	115,559.64	11,438,437.01
College of Biological Sciences	1,807,800.99	161,047.93	466,050.38	2,434,899.30
College of Veterinary Medicine	1,089,098.19	67,830.35	71,875.92–	1,085,052.62
School of Dentistry	1,087,412.28	104,593.22	13,853.77–	1,178,151.73
Law School	85,421.94	7,123.86	808.47–	91,737.33
College of Pharmacy	371,572.07	31,161.58	2,393.60–	400,340.05
College of Education	600,639.29	77,807.79	25,768.21–	652,678.87
Summer Session	31,162.37	4,513.71	19,604.80–	16,071.28
Graduate School	92,056.53	107.64	2,683.97–	89,480.20
School of Business Administration	177,862.79	30,443.89	8,001.91–	200,304.77
University of Minnesota – Morris	313,492.70	52,208.29	67,948.16	433,649.15

SUMMARY OF ASSETS – EQUIPMENT
July 1, 1970 to June 30, 1971

SCHEDULE F-4

College or Activity	Value July 1, 1970	Additions 1970-71	Transfers & Adjustments	Value June 30, 1971
Instruction and Departmental Research: Cont'd.				
University College	618.45	917.25	3,019.75	4,555.45
General College	133,319.10	24,417.33	1,197.55	158,933.98
University of Minnesota – Duluth	1,382,467.93	277,928.04	160,081.00	1,820,476.97
Military Departments	16,452.14		251.25–	16,200.89
University of Minnesota Technical Institute – Crookston	206,901.93	80,214.44	1,394.67–	285,721.70
Hospitals	5,500,013.29	458,882.18	27,219.49–	5,931,675.98
Organized Activities Relating to Instructional Departments .	188,663.72	45,814.24	14,268.32–	220,209.64
Extension and Public Service	1,839,272.10	114,572.35	59,340.36	2,013,184.81
Libraries	1,088,083.94	48,660.59	190,699.58	1,327,444.11
Budgeted Research – Experiment Stations	1,702,147.15	355,845.06	60,304.29	2,118,296.50
Other Budgeted Research	2,759,200.40	241,554.52	481,006.69–	2,519,748.23
Physical Plant:				
Minneapolis	1,673,831.36	217,703.70	34,857.25–	1,856,677.81
St. Paul	365,234.83	32,079.47	19,136.99–	378,177.31
Duluth	218,522.88	29,230.35	1,162.39–	246,590.84
Morris	63,456.46	18,235.06	4.50	81,696.02
Rosemount	291,284.21	40,623.09	6,687.46–	325,219.84
Crookston	25,968.22	18,681.77	811.00	45,460.99
Other	111,158.14	326.97–	16,518.00–	94,313.17
Support Services:				
Minneapolis				
Dormitories and Dining Halls	1,626,274.60	18,484.32	99,118.09	1,743,877.01
Student Services	2,013,776.29	98,969.02	35,920.42–	2,076,824.89
General Services	5,949,883.89	261,357.61	123,987.46–	6,087,254.04
Intercollegiate Athletics	126,038.63	15,739.91	3,956.66	145,735.20
St. Paul				
Dormitories and Dining Halls	287,594.50	7,122.31	48,204.18–	246,512.63
Student Services	136,326.28	1,606.20	17,036.70–	120,895.78
General Services	359,795.53	76,144.43	95,798.26–	340,141.70
Athletics				
Duluth				
Dormitories and Dining Halls	269,646.07	1,595.00	4,541.32	275,782.39
Student Services	221,117.38	37,434.47	1,827.95–	256,723.90
General Services	37,090.59	1,774.80	260.80–	38,604.59
Intercollegiate Athletics	12,000.21	3,798.39	249.77	16,048.37
Morris				
Dormitories and Dining Halls	224,560.61	23,491.74	11,321.29	259,373.64
Crookston	78,593.97	1,823.11	1,689.00	82,106.08
Grand Rapids	6,641.59	153.86	474.36–	6,321.09
Waseca	80,645.01	385.00	1,027.25	82,057.26
Hormel Institute	31,085.35	5,640.18	826.89–	35,898.64
Organized Research:				
Selected Federal and Other Funds:				
College of Liberal Arts	19,379.87	6,265.35	12,369.86–	13,275.36
Institute of Technology	7,820,589.48	402,405.60	291,652.00–	7,931,343.08
Institute of Agriculture	194,437.60	15,183.68	19,746.42–	189,874.86
College of Medical Sciences	1,946,952.63	196,095.86	24,337.12–	2,118,711.37
College of Biological Sciences	41,132.55		1,690.16–	39,442.39
College of Veterinary Medicine	30,514.41	8,691.06	782.55–	38,422.92
School of Dentistry	3,816.06	1,514.44	1,038.06–	4,292.44
College of Education	21,687.63	41,202.60	969.73–	61,920.50
College of Pharmacy		2,033.10		2,033.10
Graduate School	1,188,539.83	104,483.10	361,326.45–	931,696.48
School of Business Administration	2,673.06	398.00	398.00–	2,673.06
General College	150.73		150.73–	
University of Minnesota – Duluth	204,519.83	459.97–	4,837.74	208,897.60
Dean of Students		723.00		723.00
Museum of Natural History	23,501.48	772.16	595.39–	23,678.25
Research – Other	533,307.27	376.50	249,094.36	782,778.13
Gifts and Grants – Student Aid	259,002.71	62,386.06	102,634.63–	218,754.14
Gifts and Grants – Other Purposes	5,677,463.56	652,163.87	390,770.86–	5,938,856.57
Plant Funds	647,440.31	799,368.04	835,218.67–	611,589.68
Unassigned Departments	1,667.85	2,132.52	3,690.88–	109.49
Class Corrections		28,296.04	28,296.04–	
Unreconciled Purchases		17,006.31–	17,006.31	
Total	\$83,213,571.75	\$7,784,800.71	\$1,414,586.73	\$92,412,959.19

SUMMARY OF ASSETS – MUSEUMS AND COLLECTIONS
July 1, 1970 to June 30, 1971

SCHEDULE F-5

	Value July 1, 1970	Purchases	Gifts	Collections	Transfers and Adjustments	Value June 30, 1971
James Ford Bell Museum of						
Natural History	\$ 313,301.18	\$	\$11,839.00	\$ 1,682.00	\$	\$ 326,822.18
University Art Gallery	635,776.47		8,552.95		2,318.00	646,647.42
Anthropology	28,834.17	588.90	3,097.00	15.00	588.90-	31,946.17
Botany	327,371.14	43.50	447.00	825.50	58.00	328,745.14
Art History	1,686.00					1,686.00
Studio Arts	284.99	50.00				334.99
Geology and Geophysics	57,144.79	25.00				57,169.79
Zoology	7,906.21					7,906.21
Entomology, Fisheries and Wildlife	132,989.56			9,592.40		142,581.96
Plant Pathology and Physiology	87,377.90					87,377.90
Agricultural Extension	73,948.98	6,373.56	2,120.00		976.98	83,419.52
Pharmacy	3,713.63	7.80			7.80-	3,713.63
Audio Visual Extension Service	1,163,902.46	77,903.35			1,989.92	1,243,795.73
Audio Visual Resources	117,255.40	6,122.66			1,533.71	124,911.77
Vance Memorial Fund	1,550.00					1,550.00
Sub-Totals	<u>\$2,953,042.88</u>	<u>\$ 91,114.77</u>	<u>\$26,055.95</u>	<u>\$12,114.90</u>	<u>\$ 6,279.91</u>	<u>\$3,088,608.41</u>
Other Departments						
Minneapolis Campus	\$ 1,947.57	\$ 35,717.43	\$	\$	\$35,717.43-	\$ 1,947.57
St. Paul Campus	3,320.61	8,556.22			8,241.22-	3,635.61
University of Minnesota – Duluth	147,958.90	9,785.94	5,800.00		975.00	164,519.84
University of Minnesota – Morris	13,911.75	3,621.42				17,533.17
Crookston	5,595.60	77.00				5,672.60
Waseca	254.52	570.84			220.47-	604.89
Grand Rapids	21.93					21.93
Cloquet	18.50					18.50
Sub-Totals	<u>\$ 173,029.38</u>	<u>\$ 58,328.85</u>	<u>\$ 5,800.00</u>	<u>\$</u>	<u>\$43,204.12-</u>	<u>\$ 193,954.11</u>
Totals	<u>\$3,126,072.26</u>	<u>\$149,443.62</u>	<u>\$31,855.95</u>	<u>\$12,114.90</u>	<u>\$36,924.21-</u>	<u>\$3,282,562.52</u>

SUMMARY OF ASSETS – LIBRARY AND REFERENCE BOOKS
July 1, 1970 to June 30, 1971

SCHEDULE F-6

Department or Campus	Value July 1, 1970	Gifts	Purchases and Adjustments	Value June 30, 1971	Number of Volumes
Minneapolis Campus Libraries	\$10,986,014.48	\$76,943.00	\$1,033,158.47	\$12,096,115.95	2,401,566
Law School	3,456,766.00	5,722.50	152,577.29	3,615,065.79	338,622
Marshall-University High School	87,236.00	198.00	2,102.00	89,536.00	22,384
St. Paul Campus	732,100.00	3,824.00	85,076.00	821,000.00	153,987
University of Minnesota – Duluth	1,040,915.52	1,985.00	169,759.44	1,212,659.96	147,632
University of Minnesota – Morris	316,182.41	311.00	99,779.34	416,272.75	58,709
University of Minnesota Technical College – Crookston	60,000.00	1,320.00	2,376.00-	58,944.00	12,010
University of Minnesota Technical College – Waseca		800.00	25,870.00	26,670.00	3,900
Schools and Experiment Stations:					
Morris	1,633.70		65.78	1,699.48	914
Grand Rapids	2,702.25	40.00	477.50	3,219.75	1,431
Waseca	13,952.77		595.00	14,547.77	4,842
Totals	<u>\$16,697,503.13</u>	<u>\$91,143.50</u>	<u>\$1,567,084.82</u>	<u>\$18,355,731.45</u>	<u>3,145,997</u>

SUMMARY OF ASSETS – LIVESTOCK
July 1, 1970 to June 30, 1971

SCHEDULE F-7

Department or Station	Value July 1, 1970	Adjustments	Value June 30, 1971
Animal Science	\$206,689.00	\$24,766.00-	\$181,923.00
Animal Science (Poultry)	2,925.40	12,093.00	15,018.40
College of Veterinary Medicine	11,860.00	2,441.36	14,301.36
Crookston	47,197.42	16,971.33	64,168.75
Morris	161,462.00	9,055.00	170,517.00
Grand Rapids	47,755.00	1,495.00-	46,260.00
Waseca	45,240.62	4,025.62-	41,215.00
Totals	<u>\$523,129.44</u>	<u>\$10,274.07</u>	<u>\$533,403.51</u>

STATEMENT OF AGENCY FUNDS
July 1, 1970 to June 30, 1971

EXHIBIT G

	8793 Student Organizations Group Investment Trust Fund	Total All-Agency Funds
Balance July 1, 1970	\$252,012.13	\$252,012.13
Additions:		
Principal	50,796.88	50,796.88
Earnings	14,599.18	14,599.18
Total	<u>\$317,408.19</u>	<u>\$317,408.19</u>
Deductions:		
Principal	63,838.00	63,838.00
Earnings	14,378.61	14,378.61
Transfer Out		
Balance June 30, 1971	<u>\$239,191.58</u>	<u>\$239,191.58</u>
Assets:		
Cash	\$	\$
Investments	239,191.58	239,191.58
Total	<u>\$239,191.58</u>	<u>\$239,191.58</u>

CASH AND BANK RECONCILEMENT
June 30, 1971

EXHIBIT H

	General Account Northwestern Bank	Payroll Account First National Bank	Miscellaneous Accounts*	Total
Balances, Per Bank June 30, 1971	\$6,289,256.40	\$1,567,765.76	\$ 535,329.00	\$ 8,392,351.16
Less Outstanding Checks	<u>6,234,892.19</u>	<u>5,246,463.39</u>		<u>11,481,355.58</u>
Treasurer's Office Bank Balance	<u>\$ 54,364.21</u>	<u>\$3,678,697.63-</u>	<u>\$ 535,329.00</u>	<u>\$ 3,089,004.42-</u>
Add:				
Cash on Hand and In Transit			\$ 1,705,849.40	
Returned Checks			8,818.33	
Plus Items and Adjustments in Transit:				
Federal Fund deposit not credited to Federal Fund Account at Northwestern National Bank			184,671.00	
Adjustment for error in amount of Mechanics Payroll Fringe Benefit Totals			60.00	
JV 97854 entered to Cash Account in error			2.00	
Returned item deposits not recorded by Northwestern National Bank in June			13,326.99	
Balance of Regular Payroll (6/30) not transferred to First National Bank in June			3,678,697.63	
Expense checks included in outstanding check total exceed entry by Business Office			10.00	
				<u>5,591,435.35</u>
				<u>\$2,502,430.93</u>

CASH AND BANK RECONCILEMENT
June 30, 1971

EXHIBIT H

	General Account Northwestern Bank	Payroll Account First National Bank	Miscellaneous Accounts*	Total
Less Items and Adjustments in Transit:				
Balance of Regular Payroll (6/30) not transferred from Northwestern National Bank in June			3,678,697.63	
Securities purchases not recorded by Northwestern National Bank in June			42,617.11	
Mechanics and Miscellaneous Payroll for June 30 charged by Business Office in June, but not included in outstanding check total			1,560,208.27	
Federal Fund deposit credited in error to General Account at Northwestern National Bank			184,671.00	
Adjustment on discount on Weekly Abstracts			114.42	
Adjustment on Cash on Hand31	
			<u>5,466,308.74</u>	
Cash Balance, Per University Records, June 30, 1971				<u>\$ 2,963,877.81-</u>
*Miscellaneous Accounts Consisting of the Following:				
Midland National Bank, Minneapolis			\$ 70,000.00	
First National Bank, Minneapolis, St. Anthony Falls Office			100,000.00	
Northwestern National Bank, Minneapolis, Federal Funds			184,671.00-	
University National Bank, Minneapolis			50,000.00	
National City Bank, Minneapolis			70,000.00	
First National Bank, St. Paul			280,000.00	
First American National Bank, Duluth			50,000.00	
Northern City National Bank, Duluth			75,000.00	
First National Bank, Austin			25,000.00	
			<u>\$ 535,329.00</u>	
Cash Balances, Per University Records, June 30, 1971 (See Balance Sheet, Schedule A)				
Current Funds:				
General Maintenance and Operations Funds			\$13,944,207.21	
Federal Funds			45,672.37-	
Special State Funds			4,304,270.91	
Support Services Funds			7,547,007.85	
Other Current Funds			7,092,713.14	
			<u>\$32,842,526.74</u>	
Plant Funds				
General Maintenance and Operations Funds			\$ 3,159,713.35	
Federal Funds			1,125,880.85-	
Special State Funds			19,060,017.81	
Support Services Funds			8,240,279.94	
Other Plant Funds			4,822,318.00	
			<u>34,156,448.25</u>	
Loan Funds				1,617,691.26
Endowment Funds				<u>1,707,975.35</u>
Total Cash and Investments				\$70,324,641.60
Less Temporary Investments				73,288,519.41-
Cash Balances, Per University Records, June 30, 1971				<u>\$ 2,963,877.81-</u>

NOTES AND BONDS PAYABLE – OUTSTANDING
June 30, 1971

EXHIBIT I

	Rate	Interest Paid 1970-71	Original Principal	Principal Paid 1970-1971	Principal Paid To Date	Principal Outstanding June 30, 1971
PLANT FUNDS						
Minneapolis Dormitory Revenue Bonds of 1956	2-3/4%	\$ 66,550.00	\$ 3,029,000.00	\$ 60,000.00	\$ 639,000.00	\$ 2,390,000.00
Bonds dated September 1, 1956 (registered). Due: Annual installments 1959-1996. Bond Holder: United States of America Housing and Home Finance Administration. Type: Callable, all or portion, on interest date without premium while held by this agency. Interest payment dates: March 1 and September 1.						
St. Paul Apartment and Dormitory Revenue Bonds of 1956	2-3/4%	43,450.00	1,985,000.00	40,000.00	425,000.00	1,560,000.00
Bonds dated September 1, 1956 (registered). Due: Annual installments 1959-1996. Bond Holder: United States of America Housing and Home Finance Administration. Type: Callable, all or portion, on any interest date without premium while held by this agency. Interest payment dates: March 1 and September 1. Principal payment date: September 1.						
St. Paul Apartment and Minneapolis Dormitory Revenue Bonds of 1957	2-7/8%	66,053.07	2,803,000.00	55,000.00	533,000.00	2,270,000.00
Bonds dated October 1, 1957 (registered). Due: Annual installments 1960-1997. Bond Holder: United States of America Housing and Home Finance Administration. Type: Callable, all or portion, on any interest date without premium while held by this agency. Interest payment dates: April 1 and October 1. Principal payment date: October 1.						
Duluth Dormitory Bonds of 1958 (Series A)	2-7/8%	3,162.50	131,000.00	3,000.00	24,000.00	107,000.00
Bonds dated January 1, 1958 (registered). Due: Annual installments 1961-1998. Bond Holder: United States of America Housing and Home Finance Administration. Type: Callable, all or portions, on any interest date without premium while held by this agency. Interest payment dates: January 1, and July 1. Principal payment date: January 1.						
Duluth Dormitory Bonds of 1958 (Series B)	2-3/4%	4,867.50	214,000.00	4,000.00	41,000.00	173,000.00
Bonds dated January 1, 1958 (registered). Due: Annual installments 1961-1998. Bond Holder: United States of America Housing and Home Finance Administration. Type: Callable, all or any portion, on any interest date without premium while held by this agency. Interest payment dates: January 1 and July 1. Principal payment date: January 1.						

NOTES AND BONDS PAYABLE – OUTSTANDING
June 30, 1971

EXHIBIT I

	Rate	Interest Paid 1970-71	Original Principal	Principal Paid 1970-71	Principal Paid To Date	Principal Outstanding June 30, 1971
Parking Lots Loan	2-3/4%	705.93	259,998.00	24,217.63	247,687.99	12,310.01
Notes dated October 2, 1961. Quarterly payments of \$7,456.77 (Annual \$29,827.08) includes principal and interest. Payments quarterly over a 10-year period. Payment dates: December 31, March 31, June 30, and September 30.						
Campus Club Improvements (Air Conditioning)	2-3/4%	630.24	49,998.00	3,448.80	29,242.74	20,755.26
Notes dated November 2, 1961. Quarterly payments of \$1,019.76 (Annual \$4,079.04) includes principal and interest. Payments quarterly over a 10-year period. Payment dates: February 2, May 2, August 2, and November 2.						
St. Paul Apartment Revenue Bonds of 1961 . .	3-1/2%	38,675.00	1,105,000.00			1,105,000.00
Bonds dated April 1, 1961 (registered). Due: Annual installments 1972-2001. Bond Holder: United States of America Housing and Home Finance Administration. Type: Callable, all or portion, on any interest date without premium while held by this agency. Interest payment dates: October 1 and April 1. Principal payment date: April 1.						
St. Paul Apartment Revenue Bonds of 1961 . .	2.85%	570.00	145,000.00	20,000.00	145,000.00	
Bonds dated April 1, 1961 (Coupon). Due: Annual installments 1963-1971. Bond Holder: First National Bank of Minneapolis. Type: Negotiable, serial, coupon bonds payable to bearer. Interest payment dates: April 1 and October 1. Principal payment date: April 1.						
Northrup Air Conditioning	2-3/4%	962.49	150,000.00	20,000.04	120,000.00	30,000.00
Notes dated January 31, 1964 to be repaid in eight annual installments beginning September 1, 1965.						
1964 Parking Ramp Loan	2-7/8%	57,356.22	3,150,000.00	210,000.00	1,260,000.00	1,890,000.00
Notes dated November 2, 1964. Interest payable quarterly. Annual payments of \$210,000.00 principal beginning November 1, 1965 with a final balloon payment of \$1,260,000.00 due on November 1, 1974.						
Morris Dormitory Revenue Bonds of 1964 . . .	3-5/8%	16,457.00	480,000.00	7,000.00	33,000.00	447,000.00
Bonds dated April 1, 1964. Due: Annual installments 1967-2004. Bond Holder: United States of America Housing and Home Finance Administration. Interest payment dates: October 1, and April 1. Principal payment date: April 1.						
Duluth Dormitory Revenue Bonds of 1964 . .	3-5/8%	22,983.55	670,000.00	10,000.00	46,000.00	624,000.00
Bonds dated January 1, 1964. Due: Annual installments 1967-2004. Bond Holder: United States of America Housing and Home Finance Administration. Interest payment dates: July 1 and January 1. Principal payment date: January 1.						

NOTES AND BONDS PAYABLE – OUTSTANDING
June 30, 1971

EXHIBIT I

	Rate	Interest Paid 1970-71	Original Principal	Principal Paid 1970-71	Principal Paid To Date	Principal Outstanding June 30, 1971
Land Purchase at Crookston Contract for Deed – Henry Borgman. Annual installments to be paid on January 15, 1966 thru 1979.	5%	1,767.86	55,000.00	3,928.57	23,571.42	31,428.58
Parking Ramp Addition. Notes dated July 8, 1964. Quarterly interest payments. Principal repaid in ten installments beginning September 1, 1965.	2-3/4%	3,038.70	259,998.00	26,000.01	155,999.97	103,998.03
Owre Hall Addition and Air Conditioning Notes dated June 7, 1966 Ten installments of \$19,800.00 each (Annual \$39,600.00) principal plus interest. Payment dates: June 1 and December 1.	2-7/8%	853.89	198,000.00	39,600.00	198,000.00	
Purchase of General Motors Storehouse Facilities Building. Notes dated March 1, 1966. Twenty installments of \$16,200.00 each (Annual \$32,400.00) includes principal and interest. Payments semi-annual over a 10-year period. Payment dates: March 1 and September 1.	3%	1,944.00	324,000.00	48,600.00	291,600.00	32,400.00
Planetarium – Duluth Campus Notes dated October 1, 1965. Quarterly payments of \$1,306.25 each (Annual \$5,225.00) interest only. Principal to be repaid on or before October 1, 1975. Payment dates: January 1, April 1, July 1, and October 1.	2-3/4%	5,224.98	190,000.00			190,000.00
Land Purchase at Morris Contract for Deed – E.L. Johnson. Annual payment of \$7,000.00 principal only. Interest payable at 5%. Payment date: February 15, principal and interest.	5%	1,750.00	70,001.00	7,000.00	42,000.00	28,001.00
Health Service Addition and Remodeling Notes dated January 4, 1967. Quarterly payments \$3,750.00 plus interest. Payments quarterly over a 10-year period. Payment dates: January 1, April 1, July 1, and October 1.	3-1/2%	10,040.61	450,000.00	45,000.00	191,250.00	258,750.00
Morris Dormitory Revenue Bonds of 1966 Bonds dated October 1, 1966. Due: Annual installments 1969-2006. Bond Holder: United States of America Housing and Home Finance Administration. Type: Callable, all or portion, on any interest date without premium while held by this agency. Interest payment dates: April 1 and October 1. Principal payment date: April 1.	3%	16,710.00	575,000.00	9,000.00	27,000.00	548,000.00
Service Terminal Building Note dated July 1, 1967. Monthly payments of \$2,193.78. Interest payable at 5%.	5%	2,047.64	116,250.00	24,277.72	88,545.71	27,704.29

NOTES AND BONDS PAYABLE – OUTSTANDING
June 30, 1971

EXHIBIT I

	Rate	Interest Paid 1970-71	Original Principal	Principal Paid 1970-71	Principal Paid To Date	Principal Outstanding June 30, 1971
Residence Hall Complex – West Bank Notes dated September 1, 1967. Quarterly payments of \$13,125.00 plus interest with a balloon payment of \$529,375.00 plus interest due September 1, 1977. Interest payable at 3-3/4%.	3-3/4%	72,597.66	2,100,000.00	52,500.00	196,875.00	1,903,125.00
Computer Facilities Acquisition – 600 CDC Note dated 11/28/67. Annual payment of \$94,540.00, principal plus interest. Interest payable at 3-3/4%.	3-3/4%	10,635.75	472,700.00	94,540.00	283,620.00	189,080.00
Campus Club Improvement Refunding Notes Notes dated June 2, 1968. Quarterly principal payments of \$8,191.71 plus interest @ 4% due September 1, December 1, March 1 and June 1. Final principal payment in the amount of \$8,191.77 due June 1, 1971.	4%	819.18	98,300.58	32,766.90	98,300.58	
Purchase of Blue Cross Building Notes 20 each in amount of \$45,000.00 Annual payment of \$45,000.00 on July 1, in the years 1970-1989. Interest in semi-annual payments on January 1, and July 1, years 1970-1989.	4-3/4%	41,681.25	900,000.00	45,000.00	45,000.00	855,000.00
Minnesota Medical Foundation Electronic Microscope Purchase Interest free loan from the Minnesota Medical Foundation. Annual payment due June 15, 1970 thru 1974.			40,000.00	8,000.00	16,000.00	24,000.00
West Bank Dormitory Complex HUD 1968 Dated April 1, 1968. Interest payable April 1 and October 1. Bonds in denomination of \$5,000.00 each. First principal payment due April 1, 1971.	3%	60,000.00	2,000,000.00	30,000.00	30,000.00	1,970,000.00
Health Service – 50 Bed Addition – Bank Loan Quarterly payments of \$7,125.00 principal plus interest. Balloon payment for balance 1/1/75.	5.0%	13,359.39	285,000.00	28,500.00	35,625.00	249,375.00
Addition to Griggs Hall Bonds – Duluth Dated October 1, 1966, and will be in denominations of \$5,000 each with interest payable October 1, 1969, and semi-annually thereafter. Mature serially on October 1 in each year.	3%	19,800.00	675,000.00	10,000.00	20,000.00	655,000.00
Morris Dormitory Bonds of 1969 Bonds dated April 1, 1969. Bond Holder HUD. Interest payable April 1 and October 1. Principal payable October 1.	3%	19,500.00	1,300,000.00			1,300,000.00
Duluth Dormitory Bonds of 1969 Bonds dated April 1, 1969 Bond Holder HUD Interest payable April 1 and October 1 Principal payable October 1.	3%	28,875.00	1,925,000.00			1,925,000.00
Crookston Dormitory Bonds of 1971 Interest Subsidy Bonds by HUD Interest payable April 1 and October 1 Principal payable October 1	3%		1,180,000.00			1,180,000.00

NOTES AND BONDS PAYABLE – OUTSTANDING
June 30, 1971

EXHIBIT I

	Rate	Interest Paid 1970-71	Original Principal	Principal Paid 1970-71	Principal Paid To Date	Principal Outstanding June 30, 1971
Land Purchase – Minneapolis	5%		22,732.00			22,732.00
Notes dated 12/30/70 Principal payment of \$11,366.00 plus interest due 12/1/71 and 12/1/72						
Revolving Commitment Loan						
A revolving credit agreement between the University and seven Minnesota banks which is renewable annually. Interest payable quarterly at a variable rate. Funds borrowed under this agreement are as follows:						
Land Acquisition – Bierman Field . . .		6,072.01	190,000.00			190,000.00
Stadium Artificial Turf		12,071.96	386,000.00	62,000.00(1)	62,000.00	324,000.00
Family Practice		7,370.97	235,000.00	30,000.00(1)	30,000.00	205,000.00
Cardio-Vascular Facility		4,659.19	300,000.00	300,000.00(1)	300,000.00	
Pem Tom Housing – Duluth		53,839.21	1,689,000.00			1,689,000.00
Instructional T.V.		2,089.37	400,000.00			400,000.00
Athletic Building – Bierman Field . . .		14,353.52	1,672,000.00			1,672,000.00
Total Plant Funds		\$733,525.64	\$32,280,977.58	\$1,353,379.67	\$5,678,318.41	\$26,602,659.17

LOAN FUNDS

Twin City Banks Student Loan Fund I	2-3/4%	\$ 82.50	\$ 99,999.00	\$ 5,998.92	\$ 99,999.00	
Notes dated October 16, 1961. Interest payable quarterly. Annual principal payments of \$5,000.01 due October 15, 1962 to October 15, 1970 with balance of \$54,998.91 due October 15, 1971. Prepayment privileges in multiples of \$2,000 on each interest date.						
Twin City Banks Student Loan Fund II	2-5/8%	223.08	99,999.00	10,998.93	99,999.00	
Notes dated October 15, 1962. Interest payable quarterly. Annual principal payments of \$5,000.01 due October 15, 1963 to October 15, 1971 with balance of \$54,999.45 due October 15, 1972 Prepayment privileges in multiples of \$2,000 on each interest date.						
Student Loan Program – Loan IV (2)	5%	11,718.72	499,998.00	474,998.04	499,998.00	
Dated October 1, 1969 Principal payments in the amount of \$12,499.98 plus interest due quarterly.						
Total Loan Funds		\$ 12,024.30	\$ 699,996.00	\$ 491,995.89	\$ 699,996.00	
Grand Total		\$745,549.94	\$32,980,973.58	\$1,845,375.56	\$6,378,314.41	\$26,602,659.17

(1) Not paid to banks. Recommitted to other projects.

(2) This loan was omitted in error from 1969-70 Financial Report.