

UNIVERSITY OF MINNESOTA

Financial Report

JUNE 30, 1970



MCA
95-71

UNIVERSITY OF *Minnesota*

FINANCE, PLANNING AND OPERATIONS
301 MORRILL HALL • MINNEAPOLIS, MINNESOTA 55455

Office of the Vice President

Dr. Malcolm Moos
President
University of Minnesota


Dear Dr. Moos:

I am pleased to submit herewith the "Financial Report" of the University of Minnesota for the year ending June 30, 1970.

The records and accounts of the University from which this Report is made and with which it is reconciled are maintained in accordance with the general principles recommended in College and University Business Administration.

The accounts of the University are audited on a regular basis by the Public Examiner of the State of Minnesota whose report is transmitted to the Regents, the administration and to appropriate State officials.

Respectfully submitted,


Vice President
Finance, Planning and Operations

Hale Champion/vma

THE BOARD OF REGENTS

	Date of First Appointment	Date Term Expires
Elmer L. Andersen, St. Paul	1967	1973
Lyman A. Brink, Hallock	1968	1973
Fred A. Cina, Aurora	1969	1975
Daniel C. Gainey, Owatonna	1939	1973
Albert V. Hartl, Fergus Falls	1965	1971
Marjorie J. Howard (Mrs. C. Edward), Excelsior ..	1953	1971
H. L. Huffington, M.D., Waterville	1967	1973
Fred J. Hughes, St. Cloud	1961	1975
L. A. Malkerson, Minneapolis	1951	1971
George W. Rauenhorst, Olivia	1965	1971
Neil C. Sherburne, St. Paul	1969	1975
John A. Yngve, Minneapolis	1969	1975

OFFICERS OF THE BOARD

Malcolm Moos	President
L. A. Malkerson	Chairman
Marjorie J. Howard	Vice Chairman
James F. Hogg	Secretary
Clinton T. Johnson	Treasurer
Sterling B. Garrison	Assistant Secretary

FINANCIAL ADMINISTRATION

Hale Champion	Vice President, Finance, Planning and Operations
Clinton T. Johnson	Assistant Vice President, Business Administration
Roy V. Lund	Assistant Vice President and Director of Plant Services
Clifford S. Plank	Controller
Alfred H. Cheese	Chief Accountant
Ray F. Archer	Director of Insurance and Retirement
C. Luverne Carlson	Director of University Services
Frank Pieper	Director of Civil Service Personnel
Francis H. Hassing	Investment Counsel

The Year in Brief

The University has always been cognizant of its responsibility to the State of Minnesota. Continuous change has been part of the University's existence as it attempted to keep abreast of the needs of the people.

As examples during the last year, the development of Afro-American Studies, American Indian Studies and Criminal Justice Studies reflect the University's concern in these areas. Within the framework of the Institute of Technology the University established a Department of Computer, Information and Control Sciences to coordinate and strengthen existing programs. Planning was instituted toward a technical program at the University's existing facility at Waseca.

As always, the efforts to improve instructional quality have retained top priority. In addition, special emphasis was placed on course and curriculum relevancy. Action was taken to enlarge and make more flexible the educational opportunities available to the students and the public including active recruitment and special tuitional services for the disadvantaged students.

The effort of the University is strongly directed to problems affecting the quality of our lives and the stability of our society. Pollution, poverty, growth of cities and loss of population in rural areas, racial conflict and public transportation are some of the areas receiving significant attention.

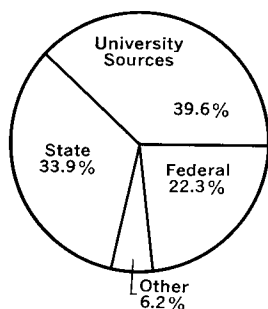
Renewed efforts in long range planning are being made to coordinate and sustain the Univer-

sity's mission by accumulating, analyzing and projecting the data on the University's current position as well as historical trends.

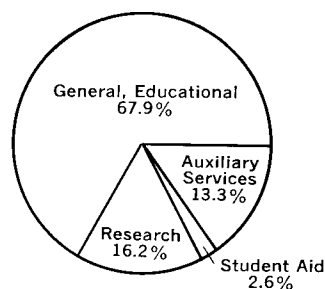
For the operation of the University as a whole, the state is the largest single contributor providing the sum of \$82,242,578 (or 33.9% of the total) in the fiscal year July 1, 1969 to June 30, 1970. In addition to this generous support, other sources, which in total exceed the state's contribution, are as follows: student tuition and fees, which provided \$23,804,920; income from sales and services such as hospitals and clinics, sales of agricultural products, etc., which provided \$38,588,720; federal contracts and grants, which provided \$49,065,185; contracts, gifts and grants from private donors, which provided \$15,119,488; income from operation of auxiliary services, which provided \$31,740,398; and, intercollegiate athletics, which provided \$1,874,688.

The operating costs associated with additional students, the greater number of students in advanced programs and other services related to instruction have brought the cost of operations to new levels. Total current expenditures for the fiscal year ended June 30, 1970, were \$235,251,630. Of this amount, \$197,712,143 was spent for general, educational and research purposes, \$31,313,322 for auxiliary services and \$6,226,165 for student aid. In addition, \$25,132,319 was spent for physical plant expansion which includes remodeling and rehabilitation of existing buildings as well as structures which are entirely new.

Income by Source



Expenditures by Function



This Is Your

INSTRUCTION

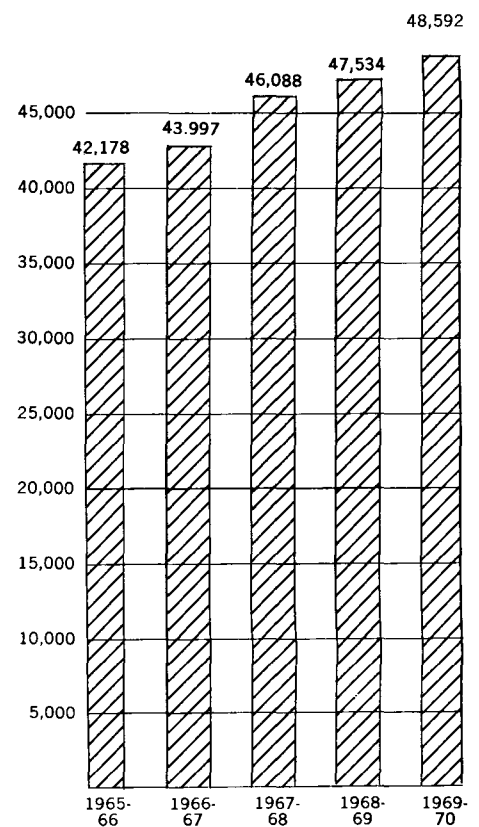
Instruction of the State's youth always has been the University's main function. In the fall quarter of 1969, collegiate enrollment was 48,592 compared to 47,534 in the fall quarter of 1968. In addition, the two-term summer session had an enrollment of 29,325 students, both resident and non-resident. The University serves these students by providing strong curricula in its 17 separate colleges.

	Resident	%	Non-Resident	%	Total
Undergraduate	38,514	94.9	2,080	5.1	40,594
Graduate	3,747	46.8	4,251	53.2	7,998
Total	42,261	87.0	6,331	13.0	48,592

**Enrollment by College
Fall Quarter 1969**

College of Liberal Arts	17,027
Institute of Technology	3,607
General College	3,061
College of Education	3,102
Institute of Agriculture	2,676
Duluth	5,059
Morris	1,510
Technical College, Crookston	441
School of Business Administration	895
College of Medical Sciences:	
Medical School	655
School of Nursing	241
Other Programs	503
Law School	567
School of Dentistry:	
Dentistry	412
Dental Hygiene	122
College of Pharmacy	280
College of Biological Sciences	129
College of Veterinary Medicine	233
University College	74
Graduate School	7,998
Total	48,592

Enrollment

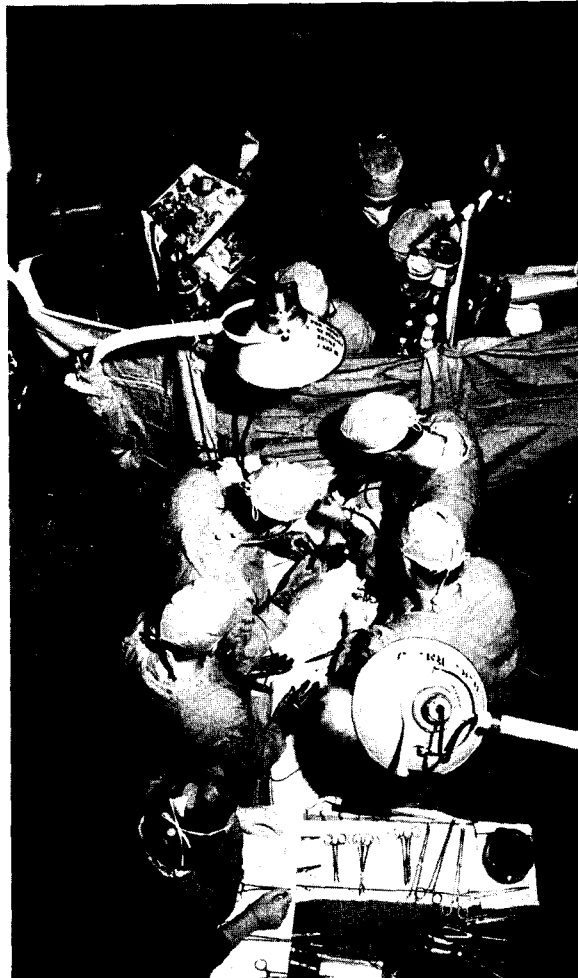


University


PUBLIC SERVICE

Public Services are inseparable from teaching and research functions. As examples, the General Extension Division and the Cooperative Agricultural Extension Service have the responsibility of affording opportunities for Minnesota people to extend and continue their education. In the year 1969-70, 88,079 persons paid fees and received instruction in state-wide classes. Included in this total are 9,897 persons enrolled in correspondence study courses. In addition to these formal courses, many thousands of citizens received instruction and advice through participation in workshops, seminars, and other educational meetings.

One of the advantages to the people of Minnesota of having a strong state supported University, is that cohesive action is possible since both the State and the University are concerned with the public welfare. State support enables the University to use its staff and facilities to define and search for solutions to problems which directly affect the people of Minnesota. Exclusive of functions such as hospitals and agricultural extension, the University expended \$5,453,123.80 in 41 separate projects in fiscal 1969-70. Included among these projects are: Family Practice and Community Health which will establish a program for training doctors for rural areas, Limnological Research Center for the control of aquatic nuisance organisms and the Center for Urban Affairs which studies the migration of population to urban areas and the associated problems.



The world-renowned University of Minnesota Hospitals, the Veterinary Clinics, the Minnesota Geological Survey, the Artists Course, the Special Lecture Series are a few other examples of interaction with the community. In addition, teams competing in the Intercollegiate Athletic Program draw the interest of spectators throughout the state. The University is pleased to sponsor productions of the Minnesota Orchestra and the Metropolitan Opera Company for the entertainment and cultural pleasure of the public.



RESEARCH

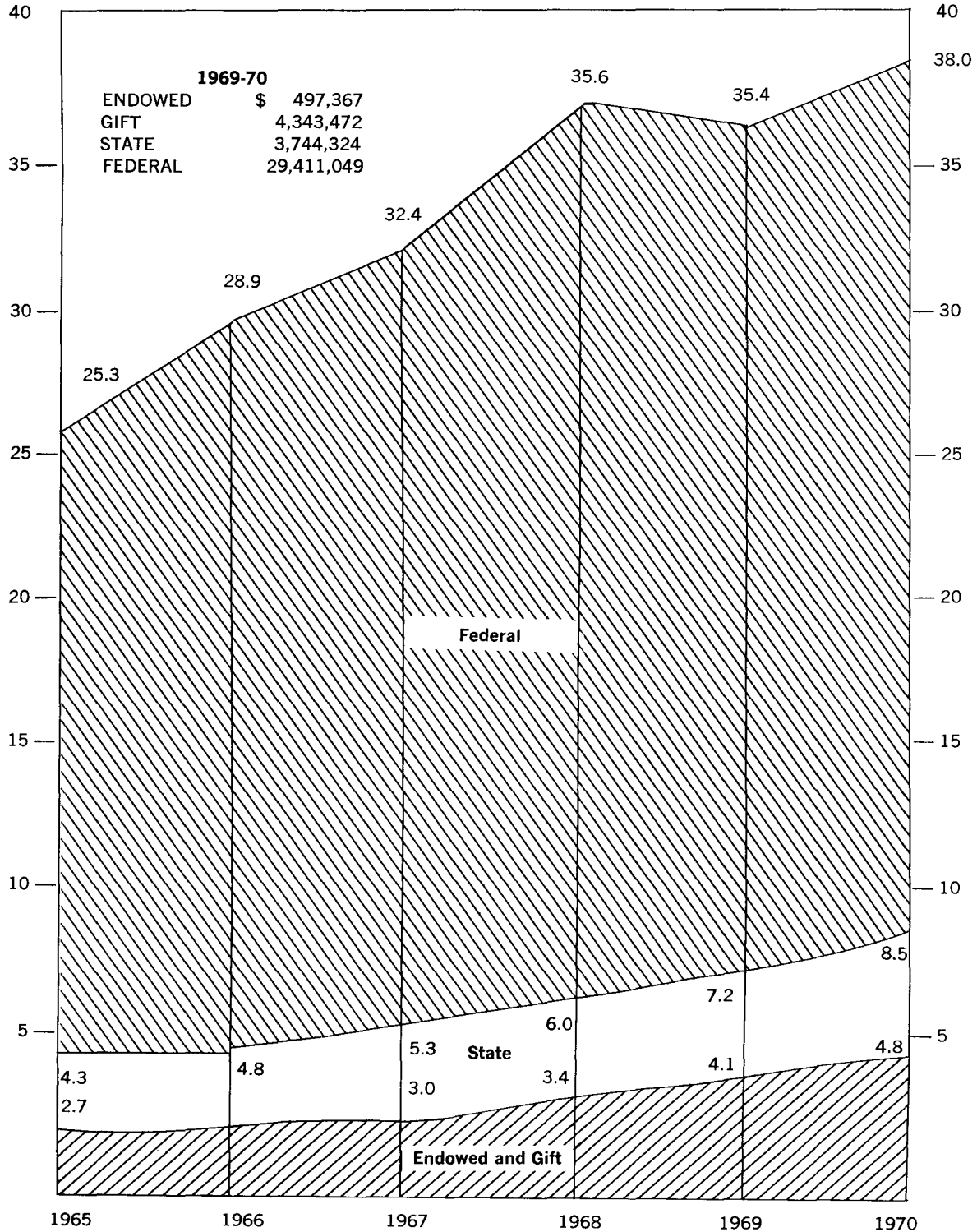
The University expended \$37,996,212 for its sponsored research program during 1969-70. Of this amount, \$29,411,049 was expended on contracts and grants with the Federal Government; \$4,343,472 from gifts from foundations, corporations, and other private sources; \$3,744,324 from the State and \$497,367 from endowment earnings. It is the continued support from all these sources that allows the University to have a strong research program which brings creative men to Minnesota and provides fundamental training for graduate students. Research, rather than being in conflict with the basic purpose of the University which is the education of the youth of Minnesota, is really complementary and basic to the instructional function.

The following is a breakdown of expenditures for the sponsored research by unit:

College or School	No. of Projects	Expenditures
College of Liberal Arts	89	\$ 1,544,102
Institute of Technology	439	9,098,514
Institute of Agriculture	200	4,926,928
College of Medical Sciences	657	16,646,198
College of Biological Sciences	71	1,163,481
College of Veterinary Medicine	44	574,370
School of Dentistry	20	349,449
Space Science Center	19	448,812
College of Pharmacy	14	240,882
College of Education	39	904,599
Graduate School	31	1,446,508
School of Business Administration	12	270,134
University of Minnesota, Duluth	14	129,200
Other Units	26	253,035

UNIVERSITY OF MINNESOTA
SUMMARY OF RESEARCH EXPENDITURES FROM
ENDOWMENT INCOME, GIFTS AND THE STATE AND FEDERAL GOVERNMENTS
for the Fiscal Year Ending June 30

MILLIONS OF DOLLARS



1969-70

ENDOWED	\$ 497,367
GIFT	4,343,472
STATE	3,744,324
FEDERAL	29,411,049

Sources of Funds

FOR CURRENT OPERATIONS	General Operations and Maintenance Fund	Restricted Funds	Auxiliary Services Fund
FROM THE STATE			
State Appropriation	\$ 66,935,987.00		
For the general support of instructional, re- search, and administrative departments, and maintenance of instructional buildings and grounds. Includes income from Per- manent University Fund of \$1,951,631.74.			
Indigent Patients		\$ 2,002,006.36	
Cost of the indigent patients at the Univer- sity of Minnesota Hospitals — cost shared by counties.			
Special Projects and Research		13,304,584.38	
Includes appropriations that enable the University to perform special projects re- quested by various interested groups of citizens of the State such as Agricultural Extension, General Agricultural Research, Medical Research, Psychopathic and Child Psychiatric Hospitals, Hospital Rehabilita- tion Center, Livestock Sanitary Board and many other programs.			
Special appropriation for Education Equip- ment and Library Acquisitions were appro- priated as part of the General Operations and Maintenance Fund but are included in the Restricted Funds in the Financial Report. Total appropriation was \$1,500,- 000.00.			
STUDENT TUITION AND FEES	23,613,861.57	191,058.98	
Includes collegiate, Extension Division, and Summer Session tuition and fees for all campuses.			
SALES AND SERVICES	13,747,301.71	24,841,418.16	
Includes hospital and dental infirmary re- ceipts, sale of bulletins and agricultural products, receipts from the operation of University Theatre, the Cancer Detection Center and other receipts.			
AUXILIARY SERVICES			\$31,740,398.36
Includes income from such activities as Dormitories, Dining Halls, Married Student Housing, Printing, Laundry, University Press, and Health Service.			
FEDERAL GOVERNMENT			
Instruction, Agricultural Research and Ex- tension.		4,363,540.09	
Sponsored Research, Training Programs and Institutes and Other Projects.		44,701,644.53	
CORPORATIONS, FOUNDATIONS, INDIVIDUALS AND OTHER		15,119,488.02	
Gifts, Grants and Research Contracts and income from Endowment.			
INTERCOLLEGIATE ATHLETICS			1,874,688.10
Includes Duluth, Morris, and Crookston.			
Totals	\$104,297,150.28	\$104,523,740.52	\$33,615,086.46

Uses of Funds

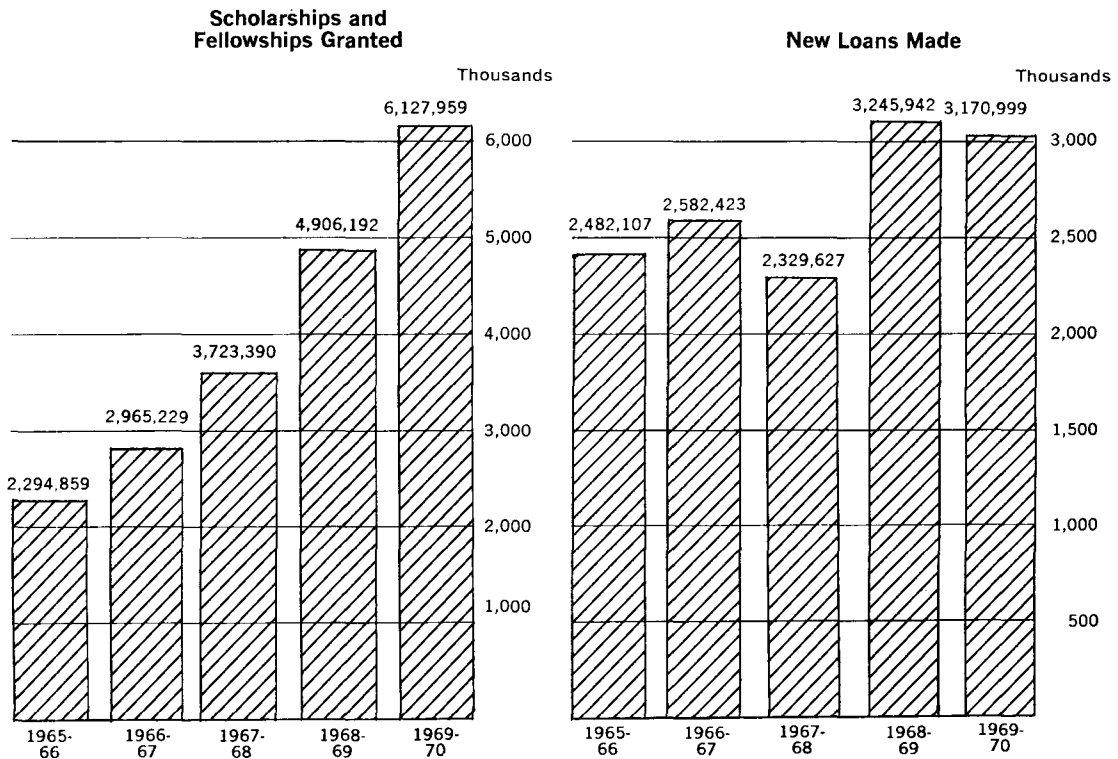
FOR CURRENT OPERATIONS	General Operations and Maintenance Fund	Restricted Funds	Auxiliary Services Fund
ADMINISTRATION The expenses of the offices of the President, the Vice Presidents, the Business Office, the Office of Civil Service Personnel, the Storehouses and other general administrative offices.	\$ 3,665,641.33	\$ 427,499.63	
GENERAL EXPENSE The expenses of the offices of the Office of Student Affairs and Admissions and Records, the cost of staff insurance and retirement, intercampus bus, truck service, general bulletins and publications, convocations, and other services of a general expense character.	16,084,189.30	734,200.21	
INSTRUCTION AND DEPARTMENT RESEARCH The expense of college instruction and departmental research, including instructional trust funds. Special appropriation for Educational Equipment was appropriated as part of the General Operations and Maintenance Fund but is included in the Restricted Funds in the Financial Report. Total expenditures were \$369,564.59.	51,099,494.47	16,052,484.41	\$ 24,064.00
LIBRARIES Special appropriation for Library Acquisitions was appropriated as part of the General Operations and Maintenance Fund but is included in the Restricted Funds in the Financial Report. Total expenditures were \$321,915.17.	3,624,582.27	621,134.99	
ORGANIZED ACTIVITIES RELATING TO INSTRUCTIONAL DEPARTMENTS Includes the cost of operating University Hospitals, University High School, the University Theatre and other related activities.	2,530,220.76	26,547,038.05	
EXTENSION AND PUBLIC SERVICES Includes activities such as the General Extension Division, Agricultural Extension, Museum of Natural History.	6,223,316.33	14,289,289.90	
BUDGETED AND SPONSORED RESEARCH Includes the Agricultural Experiment Stations, the Mines Experiment Station, and all sponsored research.	3,987,414.19	38,426,167.65	
PHYSICAL PLANT OPERATIONS The expenses of maintaining and operating the buildings and other improvements on all campuses.	12,613,827.90	581,024.27	180,553.57
AUXILIARY SERVICES Includes expenditures for such activities as Dormitories, Dining Halls, Married Student Housing, Printing, Laundry, University Press, and Health Service.	10,238.73	22,902.20	31,280,180.86
STUDENT AID Includes Fellowships, Scholarships and Prizes.	96,495.38	6,129,669.31	
TRANSFERS, INCREASE IN OBLIGATIONS, AND OTHER ADJUSTMENTS	4,361,729.62	692,329.90	2,130,288.03
Totals	\$104,297,150.28	\$104,523,740.52	\$33,615,086.46

Student Aid and Student Services

In order to serve the ever increasing number of students living away from home, the University through its residence hall building program is attempting to keep pace with the demand for living space convenient to the campuses. In its several types of student housing the University has the following space available as of June 30, 1970.

	Minneapolis and St. Paul	Duluth	Morris	Crookston	Total
Men's Residence Halls	2,278	330	266	238	3,112
Women's Residence Halls	2,155	359	301	65	2,880
Married Student Housing	400				400

The University shares the belief that worthy and needy students should be assisted in every way possible to complete their education. Many private benefactors have helped in the accomplishment of this end by making generous contributions to scholarships and loan funds. As of June 30, 1970, the University had approximately 264 scholarship and fellowship endowment funds in the total principal amount of \$8,777,267. In addition, there were 621 funds supported by periodic contributions. The income from gifts, grants and endowments made possible student scholarship and fellowship assistance in the amount of \$6,127,959 in 1969-70. Total principal amount in Loan funds was \$15,451,558 which consisted of 248 separated funds. In addition, approximately 15,500 part time jobs, both on and off campus, were filled by the Student Employment Service for those students who needed and desired the positions.



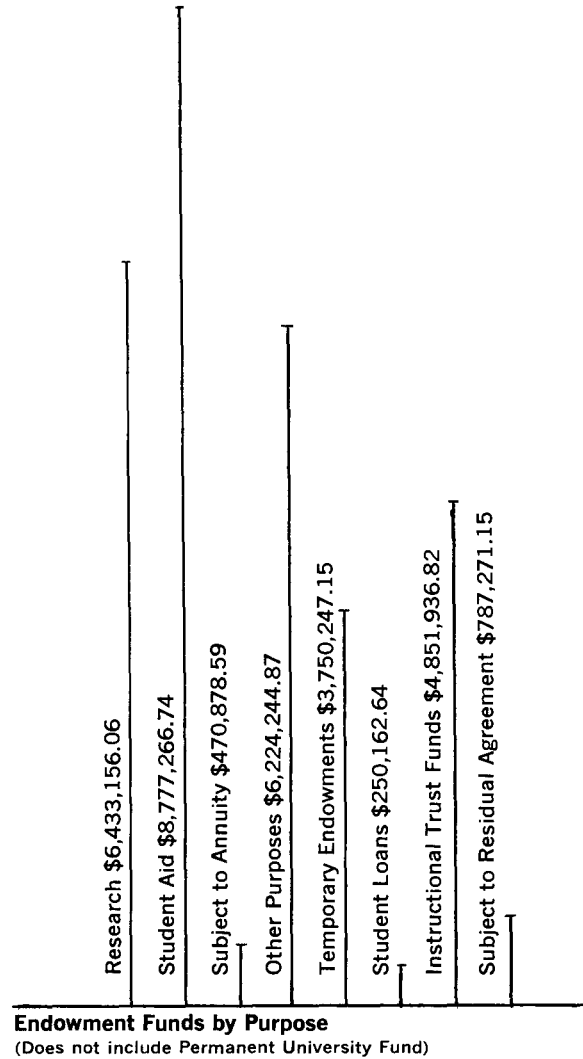
Endowments

During the 1969-70 fiscal year the University of Minnesota adopted the Total Income Concept in the administration of its Endowment Fund Investments. Under this philosophy both the interest earned and the market value appreciation are considered as income and available for use for current needs or to increase the corpus of the endowment. Under this concept, on the basis of a periodic review as to the present and future needs, a judgment is made as to the amount of income from appreciation which can be prudently used for current operations. Without the need for emphasis on current yield the management of the portfolio can be directed to produce the maximum total benefit to the University.

The largest single endowment is the Permanent University Fund, which had a market value of \$34,762,399 on June 30, 1970. The most significant source of principal accretion to the Fund since it was established has been a sharing in the 10% occupational tax on iron ore. However, this revenue by constitutional amendment in 1959 is credited to the State General Revenue Fund, and becomes a part of the annual appropriation to the University. In addition, the net income earned reduces the amount required from the State.

Also included in the Endowment are numerous gifts to the University by corporations, foundations, individuals and groups, the income of which is to be used in a wide variety of research projects, student aid and other educational purposes. The majority of these gifts are pooled and invested in a single Group Investment Fund. The 489 funds which participated as of June 30, 1970, had a market value of \$26,833,423. The income earned on these funds is distributed to the participants each June 30. The profits on sales of securities and the undistributed income are accumulated in a reserve and reinvested to improve the income of the participating funds.

In addition to those which participate in the Group Investment Pool, the University has 37 funds which are separately invested. The value of these was \$4,617,663 on June 30, 1970. Also included in the Endowments and having a value of \$864,629 are six funds held in trust by local financial institutions.




Separately Invested Funds	\$5,482,291.92
Group Investment Fund	\$26,833,423.20
Permanent University Fund	\$34,762,398.59
Total Endowment Funds	\$67,078,113.71

Your University Grows

Construction and remodeling costs from all sources of funds on all campuses and branch stations during 1969-70 were \$25,132,319. Of this amount, approximately 62 percent was provided by the State Legislature, 11 percent by the Federal Government, 1 percent by private donations and 26 percent from University sources.

As part of the effort to enable more of the people of Minnesota to continue their education, to make the benefits of a nearby higher educational institution apply to all parts of the state and in recognition of the limitations of the Minneapolis Campus, facility planning has emphasized the expansion of the other campuses and stations. Expenditures on the Minneapolis Campus increased by 14 percent in 1969-70 when compared to 1968-69. Plant Fund expenditures for the St. Paul Campus increased by 91 percent, the Duluth Campus had an increase of 78 percent and the Morris Campus expenditures were increased by 197 percent. The facility expenditures for all branch stations increased by 84 percent in the last fiscal year. The inherent problem of time between planning and completed facilities has prevented similar increases at the Technical College at Crookston. However, similar increases may be anticipated at Crookston and at Waseca, where a technical program is in the planning stage, in succeeding years.



Administration Building — Duluth

Expenditures by Campus — Plant Funds

	1968-69	1969-70
Minneapolis	\$10,947,880	\$12,469,944
St. Paul	2,833,332	5,422,656
Duluth	1,359,493	2,421,094
Morris	941,863	2,796,038
Branch Stations	1,097,121	2,022,587
	<u>\$17,179,689</u>	<u>\$25,132,319</u>

Expenditures by Source — Plant Funds

	1968-69	1969-70
Special State Appropriations .. \$	8,412,381	\$15,728,095
Auxiliary Enterprise Funds ...	3,390,524	4,527,908
Federal Funds	2,793,385	2,686,493
Trust Funds	1,178,000	281,068
General Operations and Maintenance Fund	1,405,399	1,908,755
	<u>\$17,179,689</u>	<u>\$25,132,319</u>

Total Building Valuation — by Campus

	Major	Minor	Original Cost
Minneapolis	116	23	\$145,092,497
St. Paul	113	58	36,528,885
Duluth	26	14	20,503,114
Morris	19	4	8,561,998
Crookston	14	2	1,641,730
Waseca	3	..	2,652,726
Rosemount Research Center	8	93	772,571
Off-Campus Buildings	9	15	2,475,956
Branch Stations			
Crookston	4	36	661,969
Morris	5	19	552,011
Duluth	2	13	165,843
Grand Rapids	6	21	727,087
Itasca	1	56	317,921
Waseca	5	28	384,674
Excelsior	1	34	235,091
Cloquet	1	42	196,544
Lamberton	1	11	106,294
Rosemount	9	125	1,049,619
	<u>343</u>	<u>594</u>	<u>\$222,626,530</u>

INDEX OF SCHEDULES

	Page
Exhibit A — Balance Sheet	2
Exhibit B — Summary of Current Funds	6
Schedule B-1 — Summary of Income	7
Schedule B-2 — Summary of Expenditures	8
Schedule B-3 — Summary of Expenditures (by object)	9
Schedule B-4 — Statement of Expenditures — Current Funds	10
Schedule B-5 — Statement of Income and Expenditures — Auxiliary Enterprises	30
Schedule B-6 — Statement of Intercollegiate Athletics Fund	32
Schedule B-7 — Current Expenditures — Salaries and Wages	34
Schedule B-8 — Summary Statement of Current Funds — Federal Appropriations	36
Schedule B-9 — Summary of Statement of Current Funds — Special State Appropriations	38
Exhibit C — Statement of Loan Funds	40
Exhibit D — Statement of Endowment Funds	48
Schedule D-1 — Summary of Endowment Funds	70
Schedule D-2 — Summary of Separately Invested	70
Schedule D-3 — Summary of Assets — Permanent University Fund ...	71
Exhibit E — Summary Statement of Plant Funds	71
Schedule E-1 — Summary of Plant Fund Accounts	71
Schedule E-2 — Plant Funds — Operating Accounts	72
Schedule E-3 — Plant Funds — Anticipated Income	83
Schedule E-4 — Plant Funds — Sinking Funds and Reserves	90
Exhibit F — Statement of Investment in Plant	92
Schedule F-1 — Summary of Inventory — Land	92
Schedule F-2 — Summary of Assets — Buildings	93
Schedule F-3 — Summary of Assets — Other Permanent Improvements	93
Schedule F-4 — Summary of Assets — Equipment	94
Schedule F-5 — Summary of Assets — Museums and Collections ...	95
Schedule F-6 — Summary of Assets — Library and Reference Books ...	96
Schedule F-7 — Summary of Assets — Livestock	96
Exhibit G — Statement of Agency Funds	96
Exhibit H — Cash and Bank Reconciliation	97
Exhibit I — Notes and Bonds Payable Outstanding	98

BALANCE SHEET

ASSETS

June 30, 1970

EXHIBIT A

Current Funds

General Operations and Maintenance Fund

Cash and Temporary Investments	\$ 15,688,495.47
Contingent Fund	170,000.00
Stores and Postage Inventory	<u>150,000.00</u>

\$ 16,008,495.47

Restricted Funds

Cash and Temporary Investments	\$ 10,360,822.19
Contingent Fund	60,000.00
Cash in Foreign Currency	2,509.89
Stores and Postage Inventory	36,361.74
Accounts Receivable – Hospital Reimbursements	486,391.02
Insurance Premium Deposits	449,537.58
Jobs in Process	<u>765,011.76</u>

12,160,634.18

Auxiliary Services Funds

Cash and Temporary Investments	\$ 6,645,637.78
Contingent Fund	25,000.00
Accounts Receivable	
General	275,174.41
Student Activities	21,783.08
Stores and Postage Inventories	<u>493,746.87</u>

7,461,342.14

Total Current Funds

\$ 35,630,471.79

Loan Funds

Cash and Temporary Investments	\$ 1,626,262.89
Notes Receivable	13,800,085.11
Collateral at Bank	<u>25,210.00</u>

Total Loan Funds

\$ 15,451,558.00

**BALANCE SHEET
LIABILITIES AND FUNDS
June 30, 1970**

EXHIBIT A

Current Funds		
General Operations and Maintenance Fund		
Deferred Income		\$ 1,403,290.45
Reserves		
Open Requisitions	\$ 7,520,836.39	
Open Authorizations	6,705,208.43	
Stores and Contingent Fund	320,000.00	
Investment Expense	36,259.60	
Fee Refund	29,878.51	14,552,425.91
Unobligated Allotments		50,858.48
Unallotted		<u>1,920.63</u>
		\$ 16,008,495.47
Restricted Funds		
Reserves		
Open Requisitions	\$ 6,991,656.11	
Open Authorizations	1,283,750.67	
Reserve for Contingent Fund	60,000.00	
Student Deposits and Revolving Accounts	23,395.94	
Insurance Premium and OASI Deposits	1,592,129.68	
State and Federal Withholding Taxes Payable	1,152,027.84	
Public Health Service Advance Payments	659,741.60	
Navy Special Pool	503.09	
Navy Advanced Payment	56,580.89	
National Science Foundation Advance Payment	377,308.76	
State Sales Tax Payable	22,172.79	
Minnesota Daily	10,071.00	
Aid for International Development	65,000.00	
Contingent Gifts, Grants and Contracts	51,250.00	
Mechanic Payroll Base Rates	35,704.68	
Medicare Advance Payment	280,691.37	
Hospital Refunds	7,740.89	
Union Fringe Benefits	12,510.50	
State of Minnesota Indirect Cost Liabilities	71,728.66	
Possible Loss of Federal Appropriation	328,054.89	
Hormel Accrued Vacation Reserve	28,655.04	
Investment Expense	33,878.82	13,144,553.22
Accounts Payable		1,146.04
Unobligated Allotments		1,096,068.40
Unallotted		47,195.70
Foreign Funds		2,509.89
Deferred Income		<u>61,297.73</u>
		12,160,634.18
Auxiliary Services Fund		
Deferred Income		\$ 928,741.14
Reserves		
Open Requisitions	\$ 1,255,150.40	
Open Authorizations	584,670.01	
Stores and Contingent Fund	488,787.28	
Student Deposits and Revolving Accounts	90,253.49	
Insurance Premium	137,216.21	
Equipment Replacement - Numerical Analysis Center	1,660.00	2,557,737.39
Unobligated Allotments		2,607,821.30
Unallotted		<u>1,367,042.31</u>
		<u>7,461,342.14</u>
Total Current Funds		\$ 35,630,471.79
Loan Funds		
Notes Payable - Bank Loans		\$ 16,997.85
Loan Funds		15,432,060.15
Loan Fund Reserve		<u>2,500.00¹</u>
Total Loan Funds		\$ 15,451,558.00

¹ Does not reflect funds in the amount of \$443,381.56 which are invested in the Group Investment Pool.

BALANCE SHEET

ASSETS

June 30, 1970

EXHIBIT A

Endowment Funds			
Permanent University Fund¹			
Funds Held by Investment Managers:			
Investments		\$ 34,682,839.66	
Funds Held by Regents:			
Cash	\$ 659.70		
Investments	78,899.23	79,558.93	
			\$ 34,762,398.59
Group Investment Fund¹			
Funds Held by Investment Managers:			
Investments		\$ 24,300,568.27	
Funds Held by Regents:			
Cash	\$ 235,526.83		
Investments	2,297,328.10	2,532,854.93	
			26,833,423.20
			\$ 61,595,821.79
Separately Invested Funds			
Funds Held by Investment Managers: ¹			
Investments			\$ 2,361,179.41
Funds Held by Regents: ²			
Cash		\$ 297,561.00	
Investments:			
Securities	\$ 1,456,398.01		
Less Unamortized Discount	3,821.32	1,452,576.69	
Real Estate		506,346.00 ³	
			2,256,483.69
			\$ 4,617,663.10
Funds Held in Trust			
			864,628.82
			\$ 67,078,113.71
Agency Funds			
Cash		\$ 6,143.70	
Investments			
Securities		245,868.43	
			\$ 252,012.13
Plant Funds			
Unexpended			
Cash and Temporary Investments		\$ 23,876,598.87	
Notes Receivable – Earle Brown Property		481,337.45	
Accounts Receivable – State Agriculture Society		17,536.98	
Sinking Funds in Trust		13,165.00	
Anticipated Income			
University	\$ 24,412,004.97		
Tax Collections	104,300.00		
Endowments and Gift Funds	487,705.95		
Public Agencies	60,443,556.39	85,447,567.31	
Sinking Funds		2,082,054.40	
			\$111,918,260.01
Invested in Plant			
Land		\$ 18,023,542.13	
Buildings		222,626,530.30	
Improvements other than Buildings		14,343,459.88	
Equipment		83,213,571.75	
Museum Collections		3,126,072.26	
Library and Reference Books		16,697,503.13	
Livestock		523,129.44	
			\$358,553,808.89

NOTE: Amount shown as "Cash and Temporary Investments" in the attached Balance Sheet represents the respective equities of the several funds available for investment in an undivided cash and securities pool, which at June 30, 1970 comprises the following:

Cash on Hand on Deposit (Current, Plant & Loan Funds)		\$ 2,859,083.94–	
Temporary Investments:			
Securities of the United States Government and its agencies	\$ 3,137,118.05		
Commercial Paper	52,497,918.04		
Other	5,421,865.05	61,056,901.14	
			\$ 58,197,817.20

¹ Valued at Market.

² Valued at Gift Value.

³ Reduced by \$25,000 representing mortgage on Marshall Alworth property and \$4,275 depreciation on Skellet property.

**BALANCE SHEET
LIABILITIES AND FUNDS
June 30, 1970**

EXHIBIT A

Endowment Funds		
Permanent University Fund		
For General Purposes	\$ 34,761,758.68	
Reserve	<u>639.91</u>	
Total Permanent University Fund		\$ 34,762,398.59
Other Endowment Funds		
For General Purposes	\$ 62,434.63	
For Research	6,433,156.06	
For Student Aid		
Scholarships and Prizes	8,741,490.93	
Loans	250,162.64	
Instructional Trust Funds	4,851,936.82	
Funds Subject to Annuity	470,878.59	
Operating Temporarily as an Endowment Subject to Residual Trust Agreement	3,750,247.15	
For Other Purposes	787,271.15	
Reserves – Group Investments	<u>786,631.55</u>	
Total Other Endowment Funds		<u>32,315,715.12</u>
Total Endowment Funds		<u>\$ 67,078,113.71</u>
Agency Funds		
Agency Funds	\$ 245,481.49	
Earnings on Investments	<u>6,530.64</u>	
Total Agency Funds		<u>\$ 252,012.13</u>
Plant Funds		
Unexpended		
Bonds Payable	\$ 12,097,000.00	
Notes Payable	6,559,306.84	
Reserves		
Open Requisitions	\$ 31,052,731.16	
Open Authorizations	2,944,755.14	
For Certificates	214,415.13	
For Sinking Fund	2,418,042.95	
Plant Funds	<u>2,152,649.04</u>	
Unobligated Allotments		<u>54,479,359.75</u>
Total Plant Funds		<u>\$111,918,260.01</u>
Invested in Plant		
Net Plant Investments	<u>\$358,553,808.89</u>	
Total Invested in Plant		<u>\$358,553,808.89</u>

SUMMARY OF CURRENT FUNDS

July 1, 1969 to June 30, 1970

EXHIBIT B

	Total	General Operations and Maintenance Fund	Restricted Funds	Auxiliary Services Fund
Detail at Beginning of Year				
Reserves				
Encumbrances	\$ 19,757,103.12	\$ 11,258,667.66	\$ 7,085,930.83	\$ 1,412,504.63
Food Stores	230,000.00			230,000.00
Losses on Temporary Pool	250,000.00		250,000.00	
Equipment Replacement – Numerical Analysis Center	1,660.00			1,660.00
Unobligated Allotments	2,806,508.13	28,644.06	189,146.29–	2,967,010.36
Unallotted Funds	1,547,275.05	3,274.95	28,881.32	1,515,118.78
Balance	\$ 24,592,546.30	\$ 11,290,586.67	\$ 7,175,665.86	\$ 6,126,293.77
Add Income				
General, Educational and Research	202,890,883.15	104,297,150.28	98,593,732.87	
Auxiliary Services and Intercollegiate Athletics	33,615,086.46			33,615,086.46
Student Aid	5,930,007.65		5,930,007.65	
Total	\$ 242,435,977.26	\$ 104,297,150.28	\$ 104,523,740.52	\$ 33,615,086.46
Balance	\$ 267,028,523.56	\$ 115,587,736.95	\$ 111,699,406.38	\$ 39,741,380.23
Deduct Expenditures				
General, Educational and Research	197,712,143.23	99,828,686.55	97,678,839.11	204,617.57
Auxiliary Services and Intercollegiate Athletics	31,313,321.79	10,238.73	22,902.20	31,280,180.86
Student Aid	6,226,164.69	96,495.38	6,129,669.31	
Total	\$ 235,251,629.71	\$ 99,935,420.66	\$ 103,831,410.62	\$ 31,484,798.43
Balance	\$ 31,776,893.85	\$ 15,652,316.29	\$ 7,867,995.76	\$ 8,256,581.80
Transfers				
Within Current Funds		4,891.88	178,136.13	183,028.01–
To Plant Funds	3,469,395.51–	1,377,564.24–	76,648.11–	2,015,183.16–
To Endowment Funds	198,218.74–		188,218.74–	10,000.00–
To Loan Funds	218,771.94–	820.00–	217,951.94–	
Transfer to 0950-0508 (02-16964)	96,779.02–		96,779.02–	
Transfer to 0010-0919 (11-90047)	78,054.89		78,054.89	
Transfer from 0950-0554 (02-8102)	10,000.00		10,000.00	
Transfers from 0515-0718 02-16771, \$34,000; 02-12828, \$10,000; 02-15848, \$30,000	148.00			148.00
Cash Receipt Credited to 0500-0923 (21-41348)				
Transfer from 0500-0905 by Journal Voucher (11-75619)	2,174.61–			2,174.61–
Total	\$ 3,897,136.93–	\$ 1,373,492.36–	\$ 313,406.79–	\$ 2,210,237.78–
Balance	\$ 27,879,756.92	\$ 14,278,823.93	\$ 7,554,588.97	\$ 6,046,344.02
Detail of Balance at End of Year				
Reserves				
Encumbrances	\$ 24,341,272.01	\$ 14,226,044.82	\$ 8,275,406.78	\$ 1,839,820.41
Food Stores	230,000.00			230,000.00
Possible Loss of Federal Appropriations	328,054.89		328,054.89	
Unobligated Allotments	1,562,611.38	50,858.48	1,096,068.40–	2,607,821.30
Unallotted Funds	1,417,818.64	1,920.63	47,195.70	1,368,702.31
Total	\$ 27,879,756.92	\$ 14,278,823.93	\$ 7,554,588.97	\$ 6,046,344.02

SUMMARY OF INCOME
July 1, 1969 to June 30, 1970

SCHEDULE B-1

	Total	General Operations and Maintenance Fund	Restricted Funds	Auxiliary Services Fund
1. For General, Educational and Research Purposes				
Student Fees – Tuition	\$ 23,777,126.60	\$ 23,586,067.62	\$ 191,058.98	
Student Course Fees	27,793.95	27,793.95		
Public Appropriations and Tax Levies				
Federal Appropriations Per Schedule B-8	4,363,540.09		4,363,540.09	
State Maintenance and Operations	66,935,987.00 ¹	66,935,987.00		
State Special Appropriations – Schedule B-9	15,306,590.74 ¹		15,306,590.74	
Sales, Services and Miscellaneous Investment Income	38,588,719.87	13,747,301.71	24,841,418.16	
Endowments – Earnings and Miscellaneous Income	1,418,785.02		1,418,785.02	
Contracts, Gifts, and Grants – Research	32,099,213.90		32,099,213.90	
Other Current Purposes	20,373,125.98		20,373,125.98	
Total (Exhibit B)	\$202,890,883.15	\$104,297,150.28	\$ 98,593,732.87	
2. For Auxiliary Services and Intercollegiate Athletics				
Auxiliary Services – Dormitories and Dining Halls	\$ 8,241,111.31			\$ 8,241,111.31
Auxiliary Services – Student Services	13,504,640.16			13,504,640.16
Auxiliary Services – General Services	9,599,973.06			9,599,973.06
Auxiliary Services – Other	394,673.83			394,673.83
Intercollegiate Athletic Fund – Minneapolis	1,605,031.66			1,605,031.66
Intercollegiate Athletic Fund – Duluth	222,106.52			222,106.52
Intercollegiate Athletic Fund – Morris	38,570.00			38,570.00
Intercollegiate Athletic Fund – Crookston				
Technical Institute	8,979.92			8,979.92
Total (Exhibit B)	\$ 33,615,086.46			\$33,615,086.46
3. For Student Aid				
Gifts and Grants	\$ 5,348,483.21		\$ 5,348,483.21	
Endowed – Earnings and Miscellaneous Income	581,524.44		581,524.44	
Total (Exhibit B)	\$ 5,930,007.65		\$ 5,930,007.65	
Total Current Fund Income	\$242,435,977.26	\$104,297,150.28	\$104,523,740.52	\$33,615,086.46
Total Plant Fund Income	22,980,534.29	229,740.21	21,297,142.74	1,453,651.34
Grand Total	\$265,416,511.55	\$104,526,890.49	\$125,820,883.26	\$35,068,737.80

¹ Income from the Permanent University Fund of \$1,951,631.74 is included in the State Maintenance and Operations Appropriation. Special appropriations for Educational Equipment, Fund 0351, and Library Acquisitions, Fund 0352, were appropriated by the Legislature as part of the General Operations and Maintenance Fund, Fund 0100, but are included in the Restricted Funds in the Financial Report. Total income on these two funds during 1969-70 was \$1,500,000.00.

SUMMARY OF EXPENDITURES

July 1, 1969 to June 30, 1970

SCHEDULE B-2

	Total	General Operations and Maintenance Fund	Restricted Funds	Auxiliary Services Fund
1. For General Educational and Research Purposes				
General Administration	\$ 4,093,140.96	\$ 3,665,641.33	\$ 427,499.63	\$
General Expense	16,818,389.51	16,084,189.30	734,200.21	
Instruction and Departmental Research				
College of Liberal Arts	12,279,168.31	12,049,303.81	229,864.50	
Institute of Technology	8,897,764.28	8,716,048.78	181,715.50	
Institute of Agriculture	4,600,319.80	4,391,038.78	209,281.02	
College of Medical Sciences	5,364,910.18	5,088,463.61	276,446.57	
College of Biological Sciences	1,673,670.55	1,661,446.98	12,223.57	
College of Veterinary Medicine	1,533,157.75	1,527,080.10	6,077.65	
School of Dentistry	1,963,863.08	1,959,791.16	4,071.92	
Law School	1,184,333.94	1,159,333.94	25,000.00	
College of Pharmacy	546,790.57	538,619.70	8,170.87	
College of Education	4,059,165.33	3,691,730.40	343,370.93	24,064.00
Summer Session	2,094,901.32	2,094,901.32		
Graduate School	685,402.55	377,921.03	307,481.52	
School of Business Administration	1,487,157.14	1,472,592.61	14,564.53	
University of Minnesota, Morris	1,261,240.42	1,249,971.25	11,269.17	
University College	45,713.79	45,713.79		
General College	1,281,916.01	1,274,552.63	7,363.38	
University of Minnesota, Duluth	3,694,379.16	3,653,657.01	40,722.15	
Military Departments	31,715.04	31,715.04		
University of Minnesota Technical College, Crookston	902,742.75	115,612.53	787,130.22	
University of Minnesota Technical College, Waseca	27,969.31		27,969.31	
Instructional Trust Funds	13,559,761.60		13,559,761.60	
Organized Activities relating to Instructional Departments				
University Hospitals	27,077,124.92	2,166,965.82	24,910,159.10	
Others	2,000,133.89	363,254.94	1,636,878.95	
Extension and Public Service				
General Extension Division	5,359,875.71	5,352,462.91	7,412.80	
Agricultural Extension	5,194,175.33	122,140.12	5,072,035.21	
Other	9,958,555.19	748,713.30	9,209,841.89	
Libraries	4,245,717.26	3,624,582.27	621,134.99	
Budgeted Research				
Agricultural Experiment Stations	6,085,271.00	2,546,953.78	3,538,317.22	
Other Budgeted Research	3,150,744.93	1,440,460.41	1,710,284.52	
Sponsored Research	33,177,565.91		33,177,565.91	
Physical Plant - Operations and Maintenance				
Minneapolis Campus	8,649,596.57	8,420,862.91	111,348.60	117,385.06
St. Paul Campus	2,019,532.25	2,005,046.79	14,485.46	
Duluth Campus	1,273,409.46	1,273,156.99		252.47
Morris Campus	366,060.11	366,060.11		
Crookston Campus	248,346.54	167,176.16	81,170.38	
Rosemount	304,306.83	304,306.83		
Other Physical Plant	514,153.98	77,218.11	374,019.83	62,916.04
Total (Exhibit B)	<u>\$197,712,143.23</u>	<u>\$ 99,828,686.55¹</u>	<u>\$ 97,678,839.11¹</u>	<u>\$ 204,617.57</u>
2. Auxiliary Services and Intercollegiate Athletics				
Minneapolis Campus	\$ 23,267,674.49	\$ 10,238.73	\$ 22,902.20	\$23,234,533.56
Athletics - Minneapolis	1,610,636.05			1,610,636.05
St. Paul	2,653,529.18			2,653,529.18
Duluth	2,061,656.20			2,061,656.20
Athletics - Duluth	213,139.11			213,139.11
Morris Campus	956,706.94			956,706.94
Crookston Campus	287,550.51			287,550.51
Other	262,429.31			262,429.31
Total (Exhibit B)	<u>\$ 31,313,321.79</u>	<u>\$ 10,238.73</u>	<u>\$ 22,902.20</u>	<u>\$31,280,180.86</u>
3. Student Aid				
Gifts and Grants	\$ 5,751,118.07	\$ 96,495.38	\$ 5,654,622.69	
Endowed	475,046.62		475,046.62	
Total (Exhibit B)	<u>\$ 6,226,164.69</u>	<u>\$ 96,495.38</u>	<u>\$ 6,129,669.31</u>	
Total Current Fund Expenditures	<u>\$235,251,629.71</u>	<u>\$ 99,935,420.66</u>	<u>\$103,831,410.62</u>	<u>\$31,484,798.43</u>
Total Plant Fund Expenditures	<u>25,132,318.97</u>	<u>1,908,754.92</u>	<u>18,695,656.33</u>	<u>4,527,907.72</u>
Grand Total	<u>\$260,383,948.68</u>	<u>\$101,844,175.58</u>	<u>\$122,527,066.95</u>	<u>\$36,012,706.15</u>

¹Special Appropriations Fund 0351, Educational Equipment, and Fund 0352, Library Acquisitions, were appropriated as part of the General Operations and Maintenance Fund but are included in Restricted Funds in the Financial Report. Total expenditures were \$691,479.76.

SUMMARY OF EXPENDITURES

By Object

July 1, 1969 to June 30, 1970

SCHEDULE B-3

	Total	General Operations and Maintenance Fund	Restricted Funds	Auxiliary Services Fund
Current Funds				
Salaries and Wages	\$138,391,140.47	\$ 72,103,846.70	\$ 55,157,325.85	\$ 11,129,967.92
Supplies and Expense	88,314,911.37	25,087,543.77	43,824,120.81	19,403,246.79
Equipment	7,440,407.74	2,049,431.13	4,623,380.74	767,595.87
Buildings	836,559.98	537,969.36	194,873.34	103,717.28
Improvements	235,984.11	127,114.53	28,599.01	80,270.57
Land	32,626.04	29,515.17	3,110.87	
Total Current Funds	<u>\$235,251,629.71</u>	<u>\$ 99,935,420.66¹</u>	<u>\$103,831,410.62¹</u>	<u>\$ 31,484,798.43</u>
Plant Funds (Schedule E-1)				
Salaries	\$ 3,473.20	\$ 95,840.19	\$ 3,473.20	\$ 590,384.51
Supplies and Expense	3,728,386.51	95,840.19	3,042,161.81	590,384.51
Equipment	920,245.79	171,414.65	262,927.78	485,903.36
Buildings	18,712,987.23	1,090,674.08	14,427,663.45	3,194,649.70
Improvements	955,531.24	106,811.00	607,400.09	241,320.15
Land	811,695.00	444,015.00	352,030.00	15,650.00
Total Plant Funds	<u>\$ 25,132,318.97</u>	<u>\$ 1,908,754.92</u>	<u>\$ 18,695,656.33</u>	<u>\$ 4,527,907.72</u>
Grand Total	<u>\$260,383,948.68</u>	<u>\$101,844,175.58</u>	<u>\$122,527,066.95</u>	<u>\$ 36,012,706.15</u>

¹Special appropriations for Educational Equipment, Fund 0351, and Library Acquisitions, Fund 0352, were appropriated by the Legislature as part of the General Operations and Maintenance Fund, Fund 0100, but are included in the Restricted Funds in the Financial Report. Total expenditures on these two funds in 1969-70 was \$691,479.76.

STATEMENT OF EXPENDITURES – CURRENT FUNDS

July 1, 1969 to June 30, 1970

SCHEDULE B-4

Dept. No.	Total	Salaries and Wages	Supplies and Expenses	Equipment	Buildings and Improvements
General Administration					
0100-1100	Board of Regents \$ 78,846.32	\$ 51,591.21	\$ 26,069.11	\$ 1,186.00	\$
0100-1101	Office of the President 146,051.16	130,160.94	15,495.22	395.00	
0100-1102	Office of the Vice President – Academic Administration 170,101.52	154,171.16	13,985.37	1,944.99	
0100-1103	Office of the Vice President – Business Administration 139,720.83	134,338.72	4,001.35	1,380.76	
0100-1104	Business Office 753,971.41	695,120.74	47,992.29	7,597.46	3,260.92
0960-1104	Business Office – Temporary Investment 22,782.73	13,033.72	8,857.71	891.30	
0100-1105	Office of Civil Service Personnel 551,920.73	471,075.04	70,743.29	8,684.37	1,418.03
0100-1106	Office of the Treasurer 25,190.01	24,000.29	1,055.22	134.50	
0100-1107	Office of the University Attorney 64,211.98	59,602.45	4,558.23	51.30	
0100-1108	Purchasing 117,101.44	98,585.57	11,040.21	7,475.66	
0100-1109	General Storehouse 163,595.89	152,153.40	11,336.82	105.67	
0100-1110	Chemical Storehouse 107,867.93	101,617.88	6,050.05	200.00	
0100-1111	University Services 41,525.77	27,489.32	12,961.43	1,075.02	
0100-1112	Department of Insurance and Retirement 117,551.98	112,931.29	3,975.74	644.95	
0100-1113	Office of the Vice President for Educational Rela- tionships and Development 220,363.02	175,996.77	42,199.61	2,166.64	
0940-1113	Fred B. Snyder – Greater University Fund 6,097.70		6,097.70		
0950-1115	The Business Office – Research Contracts and Grants 309,534.24	265,708.38	42,552.81	1,273.05	
0960-1116	Investment Overhead 73,133.88	59,878.73	13,255.15		
0100-1117	Data Processing Center 572,110.56	433,491.34	127,822.55	13,015.97	2,219.30–
0100-1118	Office of the Vice President – Finance, Planning and Operations 60,568.19	57,158.00	2,554.59	855.60	
0100-1119	Office of the Vice President – Student Affairs 202,793.04	183,617.40	14,800.08	3,335.38	1,040.18
0100-1120	Vice President and Consultant to the President 40,475.64	39,603.67	451.97	420.00	
0100-1121	Vice President for Investments 91,673.91	58,856.12	31,907.29	910.50	
0960-1121	Vice President for Investments 15,951.08	10,812.19	4,948.89	190.00	
	Total \$ 4,093,140.96	\$ 3,510,994.33	\$ 524,712.68	\$ 53,934.12	\$ 3,499.83
General Expense – Student Services					
0100-1200	Office of Student Affairs . . . \$ 1,713,562.91	\$ 1,535,390.90	\$ 145,491.61	\$ 32,680.40	\$
0100-1201	Admissions and Records 1,041,073.03	963,641.95	70,247.92	7,183.16	
0100-1202	Inter-Campus Bus 306,542.26	19,158.81	278,348.05	43.00	8,992.40
0100-1203	Placement Inquiries Clearance Office 6,336.65	5,756.16	580.49		
0100-1204	Army, Air Force and Navy Storeroom 15,461.81	15,161.53	300.28		
0100-1205	Office of Admissions and Records – St. Paul 105,978.16	97,808.66	5,699.10	2,470.40	
0100-1206	Office of Student Personnel Services – Duluth 348,918.93	320,335.38	27,530.55	1,053.00	
0100-1207	Transportation – Duluth 14,582.49		14,582.49		
0100-1208	Student Personnel Office 180,914.98	176,275.80	3,919.98	719.20	
0100-1209	Student Services – Morris 222,922.67	183,365.22	38,722.45	835.00	
0100-1210	Identification System 25,832.70	16,205.50	8,488.11	1,139.09	
0930-1210	Student Organization Development Fund 1,150.00		1,150.00		
0930-1211	Alumni Fund Nursing Student Services 18.75		18.75		
0100-1213	Bureau of Recommendations – Educational Support 87,646.12	87,155.15	299.33	191.64	
General Expense – Staff Benefits					
0100-1300	Staff Insurance and Retirement 3,179,853.41		3,179,853.41		

STATEMENT OF EXPENDITURES – CURRENT FUNDS
July 1, 1969 to June 30, 1970

SCHEDULE B-4

Dept. No.		Total	Salaries and Wages	Supplies and Expenses	Equipment	Buildings and Improvements
0100-1301	Workmen's Compensation					
	Claims	64,646.89		64,646.89		
0100-1302	Unemployment					
	Compensation Claims	1,724.36		1,724.36		
0100-1303	Staff Housing Bureau	6,432.99	5,843.99	589.00		
0100-1304	Retirement Allowance	485,845.93	485,845.93			
0910-1304	Carnegie Foundation					
	Retirement Allowance	14,618.27	14,618.27			
0950-1304	Retirement Allowance – Special	31,722.73	31,722.73			
0100-1305	State Employees					
	Retirement Costs	1,003,395.43		1,003,395.43		
0100-1306	Old Age and Survivors					
	Insurance Costs	2,048,598.91		2,048,598.91		
0100-1307	Staff Travel Insurance	5,933.50		5,933.50		
0100-1308	State Insurance and Health					
	Benefits Plan – Employer	892,367.09		892,367.09		
0100-1309	Retirement – Special	56,611.62		56,611.62		
0100-1315	Workmen's Compensation					
	Premiums	31,511.70		31,511.70		
	General Expense – Other					
0100-1400	Office of the Field Auditor	52,361.20	52,871.01	710.81 –	201.00	
0100-1401	Department of Alumni					
	Relations	121,437.04	73,997.62	45,595.97	1,843.45	
0100-1402	Department of University					
	Relations	353,574.97	222,005.68	122,778.73	8,458.40	332.16
0100-1403	Glassblowing Shop	71,654.26	47,670.32	21,536.20	2,447.74	
0100-1404	Scientific Apparatus Repair					
	Shop	192,983.68	145,471.82	47,460.14	51.72	
0100-1405	Truck Service	301,007.98	104,256.47	117,967.95	78,783.56	
0100-1406	Convocations	31,269.97	9,086.46	22,183.51		
0100-1407	Bulletins and Annual Reports	186,929.46		186,929.46		
0100-1410	Post Office and Campus Mail	60,293.25	58,616.42	1,329.34	347.49	
0100-1411	Motor Vehicle Insurance	11,025.59		11,025.59		
0100-1412	University Press Publications	104,274.00	23,500.08	80,773.92		
0100-1413	Department of Police	424,686.09	401,747.47	21,519.82	1,418.80	
0100-1414	Minnesota Alumni Fund	39,247.42	14,063.92	25,183.50		
0100-1416	General Expense	253,939.41		253,811.41	128.00	
0100-1417	News Service – Duluth	44,751.66	41,584.01	3,042.65	125.00	
0100-1418	Radiation and Environmental					
	Health	118,302.17	95,782.76	19,380.44	3,138.97	
0100-1419	Audio-Visual Resources –					
	Production Services	106,651.54	57,053.79	11,097.95	38,499.80	
0351-1419	Audio-Visual Resources –					
	Equipment Appropriation	2,906.02			2,906.02	
0100-1420	Audio-Visual Resources –					
	Operations Support	125,531.81	110,048.04	7,544.96	7,938.81	
0351-1420	Audio-Visual Resources –					
	Equipment Appropriation	2,588.02		23.92	2,564.10	
0930-1420	Audio-Visual Education					
	Service Fund	126.91		126.91		
0950-1421	University Computer Center					
	– Subsidy Budget	25,975.66		25,975.66		
0910-1422	Minnesota Medical					
	Foundation Executive					
	Office Account	45,866.37	36,558.91	8,833.17	474.29	
0100-1424	Cedar Creek Natural					
	History Area	10,790.42	7,451.04	3,115.64		223.74
0100-1428	Research Costs –					
	Emergencies and					
	Contingencies	8,800.61		8,516.45	284.16	
0100-1432	General Classroom					
	Equipment	22,209.85		22,209.85		
0100-1437	Office of International					
	Programs	108,304.98	93,556.49	14,308.74	439.75	
0950-1437	Office of International					
	Programs	4,791.60		4,791.60		
0100-1440	Printing Coordinator –					
	Support	34,470.32	34,470.32			
0100-1456	Office of the Planning					
	Coordinator	307,640.51	275,616.23	31,561.28	463.00	
0100-1457	Future Commitments –					
	Contracts and Grants	599.76	599.76			
0100-1459	Statistical Center Support	9,249.27	8,970.56	278.71		

STATEMENT OF EXPENDITURES – CURRENT FUNDS

July 1, 1969 to June 30, 1970

SCHEDULE B-4

Dept. No.	Total	Salaries and Wages	Supplies and Expenses	Equipment	Buildings and Improvements
0100-1471 Undergraduate Instructional Scientific Equipment Program – Geography – Matching Funds	56.97			56.97	
0100-1472 Debt Service G.M. Building	3,402.00		3,402.00		
0930-1482 Minnesota Alumni Association Special	1,522.64	1,517.04	5.60		
0100-1485 Undergraduate Teaching Equipment Program – UMM – Matching Funds – USOE Title VI	175.20–			175.20–	
0100-1486 Undergraduate Instructional Scientific Program – Geography – Duluth	135.81		130.25	5.56	
0100-1487 Undergraduate Instructional Scientific Program – Civil Engineering	17,152.00			17,152.00	
0100-1488 Undergraduate Instructional Scientific Equipment Program – Mechanical and Aerospace Engineering	10,228.30		5,051.61	5,176.69	
0100-1489 Undergraduate Instructional Scientific Program – Electrical Engineering	3,093.67		133.55	2,960.12	
0100-1490 Graduate Equipment Program – Electrical Engineering	6,357.59		422.46	5,935.13	
0100-1493 College of Liberal Arts Education Development Fund	21,723.04	16,822.98	4,701.06	199.00	
0100-1494 Purchase of Service Terminals Building – Interest	21,266.48		21,266.48		
0100-1495 University Computer Services	7,006.09		3,656.38	1,014.36	2,335.35
0100-1497 UMD Alumni Association	9,354.17	8,158.22	1,195.95		
0100-1498 United States Office of Education Grant 03-74790 – Matching Funds	1,782.25			1,782.25	
0100-1499 United States Office of Education Grant 03-74781 – Matching Funds	195.62		187.89	7.73	
0100-1500 United States Office of Education Grant 03-87980 – Matching Funds	777.97	445.00	9.50	323.47	
0100-1502 Undergraduate Instructional Scientific Equipment Program – Agricultural Engineering – Matching Funds	1,534.36		463.36	1,071.00	
0100-1503 Undergraduate Instructional Scientific Equipment Program – Sociology – Matching Funds	6.40			6.40	
0100-1504 Undergraduate Instructional Scientific Equipment Program – Botany – Matching Funds	373.49			373.49	
0100-1506 Undergraduate Instructional Scientific Equipment Program – Department of Social Science – Morris	235.92		69.19	166.73	
0100-1507 National Science Foundation Purchase of Automated X-Ray Diffractometer and Nuclear Magnetic Resonance Spectrometer – Matching Funds	1,854.33–			1,854.33–	
0100-1510 Purchase of CDC 6600 Interest Payments	14,181.00		14,181.00		
0930-1511 Interest on Planetarium Bank Loan	5,225.00		5,225.00		
0920-1512 Office of Student Financial Aid Service Fund	75.28	75.28			
0100-1513 Purchase Nuclear Magnetic Resonance Spectrometer	51,733.88			51,733.88	
0100-1514 Interest Morrill Hall Addition	97,839.58		97,839.58		

STATEMENT OF EXPENDITURES – CURRENT FUNDS
July 1, 1969 to June 30, 1970

SCHEDULE B-4

Dept. No.		Total	Salaries and Wages	Supplies and Expenses	Equipment	Buildings and Improvements
0100-1517	Undergraduate Instructional Equipment Grant 4-074781	19,441.00			19,441.00	
0100-1518	United States Office of Education Grant 4-087980 – Matching Funds	7,341.37		509.61	6,831.76	
0100-1519	United States Office of Education Grant 4-074790 – Matching Funds	18,605.86		370.86	18,235.00	
0100-1520	United States Office of Education Grant 4-074784 – Matching Funds	17,464.26		2,203.20	15,261.06	
0100-1523	NSF Undergraduate Instructional Scientific Equipment GY6502 – Food Science and Industries	5,594.75			5,594.75	
0100-1524	NSF Undergraduate Instructional Scientific Equipment GY6392 – Zoology	5,526.74		534.99	4,991.75	
0100-1525	NSF Undergraduate Instructional Scientific Equipment GY6765 – Botany	3,188.73			3,188.73	
0100-1526	NSF Undergraduate Instructional Scientific Equipment GY6273 – Biology – Duluth	3,695.58			3,695.58	
0100-1527	NSF Undergraduate Instructional Scientific Equipment GY6803 – Chemistry – Morris	1,538.52		1,371.30	167.22	
0100-1528	International Agricultural Programs	31,147.48	30,030.87	1,150.45	33.84	
0330-1528	International Agricultural Programs Special	1,155.00		67.50	1,087.50	
0100-1529	NSF Undergraduate Instructional Scientific Equipment GY6489 – Biology – Duluth	4,767.74			4,767.74	
0100-1530	Construction of Infrared Telescope	745.47	546.05	199.42		
0910-1531	The President's Fund	2,503.87		2,503.87		
0100-1532	Special Projects	30,435.18	25,830.36	4,504.38		100.44
0940-1533	President's General Fund	5,289.95		5,289.95		
0100-1535	Gaylord West Anderson Symposium	1,519.78		1,519.78		
0930-1535	Gaylord West Anderson Symposium Gifts	2,362.65		2,362.65		
0100-1542	Managers Investment Expense – Permanent University Fund	36,259.60		36,259.60		
0950-1542	Managers Investment Expense – Group Investment Fund	33,878.82		33,878.82		
0100-1600	University Computer Services	386,780.24	47,949.09	118,924.15	219,907.00	
0100-1601	University Computer Services – Support	215,875.42		215,875.42		
0950-1601	University Computer Center Subsidy	552,422.67		552,422.67		
0100-1602	Hybrid Computer Lab	35,010.23	35,010.23			
0100-1650	Computer Operations – Duluth	44,162.53	11,795.58	31,171.95	1,195.00	
	Total – All General Expense Items	\$ 16,818,389.51	\$ 6,051,445.86	\$ 10,167,865.11	\$ 587,094.45	\$ 11,984.09
	Instruction and Departmental Research – College of Liberal Arts					
0100-2000	Administration	\$ 1,136,952.13	\$ 970,045.36	\$ 118,643.12	\$ 42,999.64	\$ 5,264.01
0351-2000	Administration – Equip- ment Appropriation	17,865.00		398.00	17,467.00	

STATEMENT OF EXPENDITURES – CURRENT FUNDS

July 1, 1969 to June 30, 1970

SCHEDULE B-4

Dept. No.		Total	Salaries and Wages	Supplies and Expenses	Equipment	Buildings and Improvements
0100-2001	Anthropology	273,774.29	256,858.15	15,892.03	1,024.11	
0100-2002	Art History	317,505.92	279,155.88	35,672.23	2,677.81	
0351-2002	Art History – Equipment Appropriation	645.00			645.00	
0100-2003	East Asian Languages	133,328.61	131,484.79	1,403.82	440.00	
0100-2004	Classics	188,328.23	181,537.11	6,145.42	645.70	
0351-2004	Classics – Equipment Appropriation	1,239.37		228.19	1,011.18	
0100-2005	Economics	627,955.68	610,792.83	15,872.79	618.50	671.56
0100-2006	English	1,161,979.86	1,150,087.21	10,467.76	1,424.89	
0207-2006	Morrill Nelson Fund	3,500.00	3,300.12	199.88		
0210-2006	Bankhead Jones Fund	38,500.00	36,465.30	2,034.70		
0351-2006	English – Equipment Appropriation	1,597.34		59.84	1,537.50	
0100-2008	Geography	375,032.19	346,656.84	23,845.20	4,530.15	
0351-2008	Geography – Equipment Appropriation	993.66		154.08	839.58	
0100-2009	French and Italian	351,368.07	345,995.44	4,132.69	1,239.94	
0100-2010	Studio Arts	331,261.02	286,968.40	37,339.32	6,818.30	135.00
0100-2011	German	284,744.34	279,248.49	4,308.79	1,187.06	
0100-2012	Language Laboratory	63,837.14	53,092.66	8,213.05	2,531.43	
0351-2012	Language Laboratory – Equipment Appropriation	41,842.83		13,347.58	28,495.25	
0100-2013	History	686,030.71	670,911.56	14,226.89	892.26	
0100-2014	School of Journalism and Mass Communication	391,803.76	371,045.61	18,115.41	2,642.74	
0351-2014	Journalism and Communi- cation – Equipment Appropriation	12,975.66		2,957.75	10,017.91	
0400-2014	William J. Murphy Endowment	73,027.54	46,820.66	23,480.73	2,726.15	
0100-2015	School of Social Work	332,601.32	311,239.97	20,982.60	378.75	
0900-2015	School of Social Work	3.00		3.00		
0100-2016	Department of Linguistics	119,054.15	114,788.24	3,387.49	878.42	
0351-2016	Linguistics – Equipment Appropriation	214.30		214.30		
0100-2017	Music	611,894.20	516,633.39	70,252.05	23,212.93	1,795.83
0351-2017	Music – Equipment Appropriation	4,907.50			4,907.50	
0100-2018	Afro-American Studies	83,692.54	72,272.35	11,420.19		
0100-2019	Philosophy	240,757.61	232,153.22	8,549.39	55.00	
0100-2021	Political Science	534,562.82	513,622.69	18,735.07	2,205.06	
0351-2021	Political Science – Equip- ment Appropriation	10,010.00			10,010.00	
0100-2022	Public Administration Center	107,471.87	100,785.15	6,142.72	440.00	104.00
0100-2023	Psychology	658,884.67	614,009.96	41,343.39	3,531.32	
0100-2024	Romance Languages	381.68		381.68		
0100-2025	Scandinavian	50,323.52	49,617.42	706.10		
0100-2026	Sociology	690,458.67	652,236.92	33,640.40	4,581.35	
0351-2026	Sociology – Equipment Appropriation	9,607.48		361.98	9,245.50	
0100-2027	Speech and Theater Arts	585,840.18	536,836.54	39,405.42	9,598.22	
0351-2027	Speech and Theater Arts – Equipment Appropriation	6,894.32		2,992.31	3,902.01	
0100-2028	South Asian Languages	41,310.80	39,240.15	2,070.65		
0100-2029	American Indian Studies	28,463.52	25,567.52	2,896.00		
0351-2029	American Indian Studies – Equipment Appropriation	101.80		101.80		
0100-2030	American Studies Program	47,322.50	44,628.67	2,590.33	103.50	
0351-2030	American Studies – Equipment Appropriation	226.76		91.81	134.95	
0100-2031	International Relations and Area Studies	40,782.45	38,535.44	2,247.01		
0100-2032	Spanish and Portuguese	301,993.11	298,677.12	2,825.91	490.08	
0351-2032	Spanish and Portuguese – Equipment Appropriation	125.00			125.00	
0100-2033	Library School	177,732.51	171,200.05	4,866.85	1,665.61	
0100-2034	Statistics	178,361.88	174,655.26	3,492.12	103.50	111.00
0100-2035	Family Study Center	56,501.03	51,359.19	4,826.84	315.00	
0100-2036	Middle Eastern Languages	82,251.43	79,597.84	2,388.09	265.50	
0351-2036	Middle Eastern Languages – Equipment Appropriation	105.85		105.85		
0100-2038	Slavic and East European Languages	111,493.54	108,855.92	2,479.83	157.79	
0100-2039	Comparative Literature Program	1,323.71	350.40	973.31		

STATEMENT OF EXPENDITURES – CURRENT FUNDS

July 1, 1969 to June 30, 1970

SCHEDULE B-4

Dept. No.		Total	Salaries and Wages	Supplies and Expenses	Equipment	Buildings and Improvements
0100-2040	Communication Program . . .	114,873.53	112,548.45	2,165.21	159.87	
0351-2040	Communication Program – Equipment Appropriation . . .	904.88		629.68	275.20	
0100-2041	Humanities Program	223,628.75	220,504.29	3,011.51	112.95	
0100-2042	Natural Science Program . . .	43,579.28	36,867.73	6,123.65	587.90	
0100-2043	Social Science Program	67,489.54	63,065.97	4,183.07	240.50	
0100-2044	Speech Science Pathology and Audiology	192,095.99	186,239.80	5,483.04	373.15	
0351-2044	Speech Science Pathology and Audiology – Equip- ment Appropriation	4,577.21		1,302.61	3,274.60	
0100-2045	Applied Statistics	275.06		275.06		
	Total	\$ 12,279,168.31	\$ 11,386,556.06	\$ 670,787.59	\$ 213,743.26	\$ 8,081.40
Institute of Technology						
0100-2100	Administration	\$ 225,186.79	\$ 201,108.03	\$ 21,573.69	\$ 2,505.07	\$
0351-2100	Administration – Equipment Appropriation	113,046.50		15,171.37	97,875.13	
0100-2102	School of Architecture and Landscape Architecture . . .	350,678.78	322,943.64	27,463.91	271.23	
0100-2103	Civil Engineering and Hydraulics	454,733.09	434,318.27	17,819.39	2,595.43	
0100-2104	Computer Information and Control Science	124,275.59	116,678.85	5,917.87	1,678.87	
0100-2105	Electrical Engineering	862,135.31	820,963.14	39,637.06	1,535.11	
0210-2105	Bankhead Jones Fund	6,280.00	6,280.02	.02		
0100-2107	Mathematics	1,573,293.08	1,546,153.24	26,365.86	773.98	
0207-2107	Morrill Nelson Fund	9,477.00	9,077.04	399.96		
0210-2107	Bankhead Jones Fund	23,378.00	22,378.14	999.86		
0100-2110	School of Mechanical and Aerospace Engineering . . .	3,417.45		1,690.66	1,726.79	
0100-2111	School of Mechanical and Aerospace Engineering – Department of Mechan- ical Engineering	705,726.82	670,726.32	30,439.30	4,014.97	546.23
0207-2111	Morrill Nelson Fund	3,300.00	3,100.14	199.86		
0210-2111	Bankhead Jones Fund	23,234.00	22,233.96	1,000.04		
0100-2112	School of Mechanical and Aerospace Engineering – Department of Aeronau- tics and Engineering	497,642.65	450,541.31	44,158.65	2,942.69	
0207-2112	School of Mechanical and Aerospace Engineering – Department of Aeronau- tics and Engineering – Morrill Nelson Fund	3,000.00	2,799.90	200.10		
0100-2120	School of Chemistry – Chemistry	1,617,848.94	1,298,605.21	296,639.02	22,426.46	178.25
0100-2121	School of Chemistry – Chemical Engineering	424,045.56	397,346.53	24,703.89	1,780.28	214.86
0100-2130	School of Mineral and Metal- lurgical Engineering	323,879.42	301,725.32	5,896.06	16,258.04	
0100-2135	School of Earth Sciences – Geology and Geophysics . . .	407,817.28	376,994.25	23,910.54	6,912.49	
0100-2140	School of Physics and Astronomy	1,145,368.02	1,070,639.46	53,152.62	16,966.97	4,608.97
	Total	\$ 8,897,764.28	\$ 8,074,612.77	\$ 637,339.69	\$ 180,263.51	\$ 5,548.31
Institute of Agriculture						
0100-2200	Administration	\$ 184,234.48	\$ 156,209.85	\$ 27,874.63	\$ 150.00	\$
0330-2200	Temporary Investment – Institute of Agriculture Administration	877.95		42.95	835.00	
0100-2201	Information and Agricultural Journalism	110,894.14	90,340.79	19,925.40	627.95	
0330-2201	Temporary Investment – Information and Agricul- tural Journalism	2,360.00		1,495.00	865.00	
0100-2210	College of Agriculture, Forestry and Home Economics Administration . .	143,927.52	130,251.83	13,620.19	55.50	

STATEMENT OF EXPENDITURES – CURRENT FUNDS

July 1, 1969 to June 30, 1970

SCHEDULE B-4

Dept. No.	Total	Salaries and Wages	Supplies and Expenses	Equipment	Buildings and Improvements
0330-2210					
Temporary Investment –					
Agriculture, Forestry and					
Home Economics	1,359.55		96.50	1,263.05	
0100-2211	346,038.30	333,574.11	12,253.05	211.14	
0210-2211	3,559.00	3,558.96	.04		
0330-2211					
Temporary Investment –					
Agricultural Economics . .	3,680.02		593.40	3,086.62	
0100-2212	290,389.03	276,945.92	12,330.05	884.06	229.00
0207-2212	6,672.00	6,172.08	499.92		
0210-2212	36,293.00	34,293.12	1,999.88		
0330-2212					
Temporary Investment –					
Agricultural Engineering . .	6,536.18		4,075.50	2,460.68	
0100-2213	310,289.09	301,667.43	7,944.39	677.27	
0330-2213					
Temporary Investment –					
Agronomy and Plant					
Genetics	4,000.00		4,000.00		
0351-2213					
Agronomy and Plant					
Genetics – Equipment					
Appropriation	6,120.26		851.36	5,268.90	
0100-2216	571,138.34	544,657.33	23,715.44	2,765.57	
0207-2216					
Morrill Nelson Fund					
Animal Science	4,150.00	3,950.16	199.84		
0210-2216	1,420.00	1,420.08	.08		
0330-2216					
Temporary Investment –					
Animal Science	5,600.00			5,600.00	
0100-2217					
Entomology, Fisheries and					
Wildlife	296,615.12	285,347.87	10,636.41	630.84	
0207-2217	7,234.00	7,034.16	199.84		
0210-2217	18,150.00	17,150.16	999.84		
0330-2217					
Entomology, Fisheries and					
Wildlife	3,068.00			3,068.00	
0100-2218	179,721.02	170,908.37	8,745.41	67.24	
0330-2218					
Temporary Investment –					
Dairy Industries	2,766.48		862.58	1,903.90	
0100-2219	381,838.93	372,007.81	9,831.12		
0210-2219					
Bankhead Jones Instruction					
Fund	3,935.00	3,935.04	.04		
0330-2219					
School of Forestry –					
Temporary Investment . . .	895.12		226.32	668.80	
0100-2220	586,687.25	568,712.94	15,957.86	2,016.45	
0210-2220	46,452.12	42,452.34	3,999.78		
0330-2220	4,407.44		1,327.46	3,079.98	
0351-2220					
Home Economics – Equip-					
ment Appropriation	893.71		893.71		
0100-2221	303,336.90	290,064.86	10,269.21	4,368.85	1,366.02
0330-2221					
Temporary Investment –					
Horticultural Science	2,473.50			2,473.50	
0100-2222					
Plant Pathology and					
Physiology	266,580.78	251,561.53	14,874.31	144.94	
0330-2222					
Temporary Investment –					
Plant Pathology and					
Botany	2,650.17		251.35	2,398.82	
0100-2224	211,550.79	206,928.75	4,040.89	581.15	
0207-2224	5,225.00	4,925.16	299.84		
0210-2224	19,600.00	19,100.16	499.84		
0330-2224					
Temporary Investment –					
Rhetoric	1,613.90			1,613.90	
0351-2224					
Rhetoric – Equipment					
Appropriation	4,045.63		2,354.43	1,691.20	
0100-2225	152,687.62	147,928.14	4,190.43	569.05	
0330-2225					
Temporary Investment –					
Soil Science	3,242.99		35.26	3,207.73	
0100-2229					
Lake Itasca Forestry and					
Biological Station	55,109.47	19,276.00	25,500.79	4,760.62	5,572.06
Total	\$ 4,600,319.80	\$ 4,290,374.95	\$ 247,514.10	\$ 57,995.71	\$ 4,435.04
College of Medical Sciences					
0100-2400	\$ 563,493.09	\$ 452,728.15	\$ 96,918.00	\$ 12,583.20	\$ 1,263.74
0330-2400	7,288.96			7,288.96	
0351-2400	3,708.14		1,806.09	1,902.05	
0100-2401	152,077.86	145,690.56	6,387.30		
0100-2404	76,932.26	66,079.22	9,159.09	1,693.95	
0100-2405	133,517.02	128,774.86	4,742.16		

STATEMENT OF EXPENDITURES – CURRENT FUNDS

July 1, 1969 to June 30, 1970

SCHEDULE B-4

Dept. No.		Total	Salaries and Wages	Supplies and Expenses	Equipment	Buildings and Improvements
0100-2410	Anatomy	303,043.77	278,275.30	20,966.82	3,801.65	
0100-2411	Biochemistry	215,541.72	201,952.38	11,758.31	1,831.03	
0100-2412	Microbiology	297,390.92	239,463.45	42,294.39	15,633.08	
0100-2413	Pathology	158,188.23	152,212.41	5,860.60	115.22	
0100-2414	Pharmacology	168,401.73	158,283.98	10,117.75		
0100-2415	Physiology	249,967.51	237,706.16	10,995.12	1,266.23	
0100-2420	Anesthesiology	77,127.07	75,728.54	1,398.53		
0100-2421	Dermatology	49,774.50	47,232.54	2,121.96	420.00	
0347-2422	Family Practice and Community Health	186,852.04	165,661.21	21,190.83		
0100-2423	Internal Medicine	270,567.98	258,837.86	11,563.62	166.50	
0100-2424	Laboratory Medicine	155,011.60	150,820.30	3,820.12	371.18	
0100-2425	Neurology	80,054.65	75,163.57	4,891.08		
0330-2425	Neurology – Special	2,493.74		612.74	1,881.00	
0100-2426	Neurosurgery	49,687.15	47,669.12	1,356.68	661.35	
0100-2427	Obstetrics and Gynecology	144,604.91	128,171.16	16,433.75		
0100-2428	Ophthalmology	54,802.78	51,772.32	2,972.49	57.97	
0100-2429	Orthopedic Surgery	42,866.12	40,804.80	2,061.32		
0100-2430	Otolaryngology	66,022.11	64,867.68	1,091.84	62.59	
0100-2431	Pediatrics	226,002.52	221,502.92	3,934.88	564.72	
0100-2432	Physical Medicine and Rehabilitation	141,993.43	135,852.59	5,635.20	400.00	105.64
0330-2432	Physical Medicine and Rehabilitation – Special	27,160.26		17,844.06	9,316.20	
0100-2433	Psychiatry	155,229.47	145,050.38	10,179.09		
0330-2433	Psychiatry – Special	48,279.99		17,125.87	31,154.12	
0100-2434	Radiology	138,006.72	132,505.34	4,712.60	788.78	
0100-2435	Surgery	254,240.82	233,403.87	20,434.55	402.40	
0330-2435	Surgery – Special	663.44		228.44	435.00	
0100-2450	Public Health	477,337.00	432,252.44	42,021.74	3,062.82	
0100-2470	Nursing	386,580.67	364,507.80	20,782.99	1,289.88	
	Total	\$ 5,364,910.18	\$ 4,832,970.91	\$ 433,420.01	\$ 97,149.88	\$ 1,369.38
	College of Biological Sciences					
0100-2500	Administration	\$ 115,550.28	\$ 91,552.61	\$ 20,692.77	\$ 3,304.90	\$
0100-2501	Biochemistry	334,185.66	309,959.95	18,785.98	5,439.73	
0351-2501	Biochemistry – Equipment Appropriation	1,565.00		1,565.00		
0100-2502	Ecology and Behavioral Biology	109,097.03	104,145.18	4,822.32	129.53	
0207-2502	Morrill Nelson Fund	3,270.00	3,070.08	199.92		
0100-2503	Botany	383,910.33	366,621.16	16,274.39	1,014.78	
0351-2503	Botany – Equipment Appropriation	7,388.57		2,150.29	5,238.28	
0100-2504	Genetics	318,754.04	304,108.92	10,253.73	4,391.39	
0100-2505	General Biology Program	39,421.18	28,017.00	9,391.28	2,012.90	
0100-2506	Zoology	340,030.50	297,437.89	23,219.11	19,373.50	
0100-2507	Field Biology Program	20,497.96	13,311.79	6,895.53	290.64	
	Total	\$ 1,673,670.55	\$ 1,518,224.58	\$ 114,250.32	\$ 41,195.65	\$
	College of Veterinary Medicine					
0100-2600	Administration	\$ 207,099.25	\$ 156,643.56	\$ 42,423.49	\$ 7,908.88	\$ 123.32
0330-2600	Investment Income	3,600.00			3,600.00	
0100-2601	Anatomy	154,826.09	141,465.52	9,670.68	3,689.89	
0100-2602	Bacteriology and Public Health	173,063.12	158,959.78	13,933.84	169.50	
0100-2603	Veterinary Medicine	234,379.42	229,801.17	4,585.19	6.94	
0100-2604	Veterinary Diagnostic Labs	2,022.01		2,022.01		
0100-2605	Obstetrics and Gynecology	114,083.30	111,045.16	1,924.06	1,114.08	
0351-2605	Obstetrics and Gynecology – Equipment Appropriation	1,265.65			1,265.65	
0100-2606	Pathology and Parasitology	197,709.85	182,064.20	12,908.28	2,737.37	
0351-2606	Pathology and Parasitology – Equipment Appropriation	1,212.00			1,212.00	
0100-2607	Physiology and Pharmacology	201,788.29	192,504.00	7,578.34	1,705.95	
0100-2608	Surgery and Radiology	242,108.77	191,668.53	36,466.69	13,973.55	
	Total	\$ 1,533,157.75	\$ 1,364,151.92	\$ 131,512.58	\$ 37,369.93	\$ 123.32

STATEMENT OF EXPENDITURES – CURRENT FUNDS

July 1, 1969 to June 30, 1970

SCHEDULE B-4

Dept. No.		Total	Salaries and Wages	Supplies and Expenses	Equipment	Buildings and Improvements
0100-2700	School of Dentistry	\$ 1,959,791.16	\$ 1,410,031.18	\$ 405,342.91	\$ 144,417.07	\$
0351-2700	Dentistry – Equipment Appropriation	4,071.92		300.47	3,771.45	
	Total	\$ 1,963,863.08	\$ 1,410,031.18	\$ 405,643.38	\$ 148,188.52	\$
0100-2800	Law School	\$ 1,159,333.94	\$ 1,032,841.81	\$ 122,407.05	\$ 4,085.08	\$
0352-2800	Library Books	25,000.00		25,000.00		
	Total	\$ 1,184,333.94	\$ 1,032,841.81	\$ 147,407.05	\$ 4,085.08	\$
0100-2900	College of Pharmacy	\$ 538,619.70	\$ 484,619.61	\$ 49,736.64	\$ 4,169.40	\$ 94.05
0351-2900	Pharmacy – Equipment Appropriation	8,170.87		247.25	7,923.62	
	Total	\$ 546,790.57	\$ 484,619.61	\$ 49,983.89	\$ 12,093.02	\$ 94.05
College of Education						
0100-3000	Administration	\$ 273,406.51	\$ 231,976.80	\$ 31,927.91	\$ 8,622.80	\$ 879.00
0100-3001	Agricultural Education	142,515.78	134,385.05	8,058.73	72.00	
0100-3002	Art Education	104,637.71	98,624.56	5,651.35	361.80	
0100-3003	Foundations of Education	198,980.02	190,685.04	8,063.19	231.79	
0100-3004	Home Economics Education	111,906.33	105,754.97	5,021.07	1,130.29	
0100-3005	Secondary Education	480,857.97	439,099.30	33,909.80	7,749.99	98.88
0351-3005	Secondary Education – Equipment Appropriation	42,585.16		7,000.25	35,584.91	
0100-3006	Trade and Industrial Education	151,745.01	140,075.47	8,572.50	3,097.04	
0100-3007	Elementary Education	417,152.02	394,948.52	20,143.67	2,059.83	
0100-3008	Music Education	126,469.29	117,999.02	4,407.64	4,062.63	
0100-3009	Educational Administration	189,520.88	180,961.67	8,182.70	376.51	
0100-3011	Psycho-Educational Clinic	52,720.48	46,549.30	5,104.11		1,067.07
0100-3013	Student Teaching	432,207.30	299,240.26	131,792.54	1,174.50	
0100-3014	Special Education	40,740.96	40,740.96			
0350-3014	Special State	114,328.55	81,047.18	30,244.65	3,036.72	
0100-3015	Educational Psychology	415,581.09	400,843.56	13,719.40	922.13	96.00
0100-3050	School of Physical Education	90,420.42	80,852.03	8,071.99	1,176.40	320.00
0100-3051	Physical Education for Men	197,550.58	186,661.73	9,599.60	1,289.25	
0100-3052	Recreational Leadership	76,835.13	74,559.08	2,276.05		
0100-3053	Physical Education for Women	237,623.38	220,622.17	12,082.85	4,918.36	
0100-3055	Intramurals for Men	80,320.80	69,663.88	10,552.54	104.38	
0501-3055	Athletic Fund	24,064.00	24,064.00			
0100-3056	Finance and Facilities – Physical Education and Athletics	52,090.78	46,013.65	5,737.13	340.00	
0100-3057	Department of Intramurals for Women	4,905.18	4,905.18			
	Total	\$ 4,059,165.33	\$ 3,610,273.38	\$ 370,119.67	\$ 76,311.33	\$ 2,460.95
0100-3100	Summer Session	\$ 2,094,901.32	\$ 1,949,589.05	\$ 139,956.17	\$ 5,356.10	\$
Graduate School						
0100-3200	Graduate School	\$ 377,921.03	\$ 320,452.83	\$ 56,882.11	\$ 586.09	\$
0402-3218	Mayo Foundation – Public Health	307,481.52	9,999.84	297,481.68		
	Total	\$ 685,402.55	\$ 330,452.67	354,363.79	\$ 586.09	\$
School of Business Administration						
0100-3300	Administration and School of Business Administration	\$ 1,316,750.94	\$ 1,242,430.14	\$ 71,306.21	\$ 2,911.63	\$ 102.96
0351-3300	Administration – Equip- ment Appropriation	13,841.00			13,841.00	
0100-3304	Industrial Relations Center	155,841.67	138,351.95	17,489.72		
0330-3304	Temporary Investment – Industrial Relations Center	723.53			723.53	
	Total	\$ 1,487,157.14	\$ 1,380,782.09	\$ 88,795.93	\$ 17,476.16	\$ 102.96

STATEMENT OF EXPENDITURES – CURRENT FUNDS
July 1, 1969 to June 30, 1970

SCHEDULE B-4

Dept. No.		Total	Salaries and Wages	Supplies and Expenses	Equipment	Buildings and Improvements
University of Minnesota						
– Morris						
0100-3400	Administration	\$ 233,555.61	\$ 175,317.36	\$ 53,873.47	\$ 4,364.78	\$
0351-3400	Administration – Equipment Appropriation	11,269.17		2,302.62	8,966.55	
0100-3401	Division of Education	174,632.31	152,357.58	22,274.73		
0100-3402	Division of Humanities	370,335.74	348,596.63	21,207.20	531.91	
0100-3403	Division of Science and Mathematics	255,495.19	230,686.19	21,489.48	3,319.52	
0100-3404	Division of Social Sciences	215,952.40	203,878.39	11,253.83	820.18	
	Total	<u>\$ 1,261,240.42</u>	<u>\$ 1,110,836.15</u>	<u>\$ 132,401.33</u>	<u>\$ 18,002.94</u>	<u>\$</u>
0100-3500	University College	\$ 45,713.79	\$ 39,292.71	\$ 6,252.08	\$ 169.00	\$
0100-3600	General College of the University	\$ 1,274,552.63	\$ 1,233,282.00	\$ 38,695.44	\$ 2,575.19	\$
0351-3600	General College – Equipment Appropriation	7,363.38		3,678.40	3,684.98	
	Total	<u>\$ 1,281,916.01</u>	<u>\$ 1,233,282.00</u>	<u>\$ 42,373.84</u>	<u>\$ 6,260.17</u>	<u>\$</u>
University of Minnesota						
– Duluth						
0100-3700	Administration	\$ 394,500.33	\$ 312,517.35	\$ 47,872.51	\$ 34,110.47	\$
0348-3700	Basic Science Program for Medical Training Curriculum – Duluth	4,592.19		4,592.19		
0351-3700	Administration – Equipment Appropriation	3,280.67		2,583.17	697.50	
0100-3703	Division of Education and Psychology	982,875.17	896,185.65	75,694.77	10,994.75	
0100-3704	Division of Science and Mathematics	777,696.30	742,148.02	31,565.13	3,983.15	
0348-3704	Division of Science and Mathematics	11,531.89	10,500.12	1,031.77		
0100-3706	Division of Humanities	834,181.58	800,098.02	31,596.66	2,486.90	
0100-3707	Division of Social Sciences	655,138.76	639,571.89	15,566.87		
0100-3708	Education Media	28,837.87	23,967.89	4,489.53	380.45	
0100-3710	Military Service	1,744.40	303.76	1,223.64	217.00	
	Total	<u>\$ 3,694,379.16</u>	<u>\$ 3,425,292.70</u>	<u>\$ 216,216.24</u>	<u>\$ 52,870.22</u>	<u>\$</u>
Military Science						
0100-3800	Military Science – Army	\$ 11,236.27	\$ 9,899.60	\$ 1,336.67	\$	\$
0100-3801	Naval Science	7,047.09	5,241.85	1,805.24		
0100-3802	Aerospace Studies	13,431.68	10,889.03	2,542.65		
	Total	<u>\$ 31,715.04</u>	<u>\$ 26,030.48</u>	<u>\$ 5,684.56</u>	<u>\$</u>	<u>\$</u>
Technical Institute						
– Crookston						
0100-3900	Administration	\$ 22,820.09	\$ 13,647.65	\$ 7,965.02	\$	\$ 1,207.42
0330-3900	Temporary Investment	17,202.58		251.11	16,951.47	
0334-3900	Appropriation – Administration	359,954.35	237,574.70	113,636.19	7,097.92	1,645.54
0351-3900	Administration – Equipment Appropriation	382.11		382.11		
0334-3901	Appropriation – Business Division	117,044.87	95,863.95	12,932.75	8,248.17	
0100-3902	Division of Agriculture	59,917.76	59,917.76			
0334-3902	Appropriation – Agriculture Division	133,222.75	100,860.48	22,759.03	9,603.24	
0100-3903	Division of Education	30,645.18	30,645.18			
0334-3903	Appropriation – General Education	125,767.57	97,587.76	21,537.62	6,642.19	
0100-3904	Division of Food Management	2,229.50	2,229.50			
0334-3904	Division of Food Management	33,555.99	27,173.82	5,083.17	1,299.00	
	Total	<u>\$ 902,742.75</u>	<u>\$ 665,500.80</u>	<u>\$ 184,547.00</u>	<u>\$ 49,841.99</u>	<u>\$ 2,852.96</u>

STATEMENT OF EXPENDITURES – CURRENT FUNDS

July 1, 1969 to June 30, 1970

SCHEDULE B-4

Dept. No.	Total	Salaries and Wages	Supplies and Expenses	Equipment	Buildings and Improvements
Technical College					
– Waseca					
0352-3950	Books	\$ 5,588.23	\$	\$ 5,588.23	\$
0353-3950	Technical College	22,381.08	9,864.38	10,549.12	1,967.58
	Total	\$ 27,969.31	\$ 9,864.38	\$ 16,137.35	\$ 1,967.58
Instructional Trust Funds					
0900-40xx	4250 Gifts and Grants				
	– USPHS	\$ 7,123,035.13	\$ 2,480,839.37	\$ 4,423,372.44	\$ 216,697.72
0901-40xx	Gifts and Grants – USPHS . .	68,724.54	22,970.16	44,789.38	965.00
0904-40xx	41xx Gifts and Grants –				
	USOE	2,711,143.79	582,868.88	2,042,327.33	81,416.89
0906-40xx	41xx Gifts and Grants – NSF	118,233.49	15,302.88	60,194.42	42,736.19
0909-40xx	41xx Gifts and Grants –				
	Other Federal Sources . . .	1,335,145.19	478,058.12	828,459.29	28,627.78
0910-40xx	Gifts and Grants –				
	Foundations	421,467.45	274,370.98	144,384.10	2,527.37
0911-40xx	Gifts and Grants – Ford				
	Foundation	267,524.02	94,688.84	171,185.35	1,649.83
0920-40xx	41xx Gifts and Grants –				
	Corporation and Business .	152,843.96	115,916.13	30,403.37	6,131.20
0930-40xx	41xx Gifts and Grants –				
	Individuals and Others . . .	1,283,944.35	984,634.18	263,309.78	35,576.39
0940-40xx	Gifts and Grants – Endowed.	77,699.68	13,787.66	60,071.02	3,841.00
	Total	\$ 13,559,761.60	\$ 5,063,437.20	\$ 8,068,496.48	\$ 420,169.37
	Total Instruction and				
	Departmental				
	Research	\$ 67,176,042.88	\$ 53,239,017.40	\$ 12,463,203.05	\$ 1,441,095.51
					\$ 32,726.92
Organized Activities					
Relating to Instructional					
Departments					
University of Minnesota					
Hospitals					
0930-42xx	Gifts and Grants –				
	Individuals and Others . . .	\$ 51,893.39	\$ 36,378.10	\$ 14,972.29	\$ 543.00
0940-42xx	Gifts and Grants – Endowed.	120,100.00		120,100.00	
0950-42xx	Other Current Funds	260,212.14	164,914.20	92,514.34	2,783.60
0100-4300	Special Allotment –				
	Hospitals	4,341.00		4,341.00	
0370-4300	Administration	450,224.64	292,845.67	144,405.68	12,269.29
0370-4301	Information and Mail	29.72		29.72	
0370-4302	Admissions	114,426.78	100,370.87	13,342.08	713.83
0370-4303	Medical Records	242,963.56	192,520.89	34,202.94	16,239.73
0370-4304	Stenographic Office	146,518.71	104,529.26	31,621.53	10,367.92
0370-4305	Business Office	462,177.91	358,175.16	85,290.61	17,562.14
0370-4306	Hospitals Operating Analysis.	656,416.21	302,427.47	342,982.08	10,776.66
0370-4307	Materials Management	217,962.25	110,330.69	104,537.31	3,094.25
0370-4308	Employee Health Service . . .	46,887.46	7,170.14	38,937.32	780.00
0370-4309	Communication Center	274,632.81	90,704.95	181,861.11	2,066.75
0370-4310	Special Medical Services . . .	646,115.52	607,712.44	38,403.08	
0370-4312	Special Medical Services –				
	Anesthesiology	253,014.20	149,016.84	99,521.71	4,475.65
0370-4314	Special Medical Services –				
	Clinical Psychology	39,827.29	30,588.14	8,104.35	408.10
0385-4314	Unassigned	50.16	50.16		
0370-4315	Special Medical Services –				
	Fellows in Health Science .	5.90		5.90	
0100-4315	Special Medical Services –				
	Fellows in Health Science .	276,914.02	272,213.02	4,701.00	
0370-4316	Special Medical Services –				
	Neurological Lab	35,186.44	23,164.56	7,593.63	4,428.25
0370-4318	Electroencephalography . . .	66,583.75	52,371.72	13,137.03	1,075.00
0370-4319	Cardiodynamics Studies . . .	27,232.35	24,269.21	2,963.14	
0370-4320	Laboratory Administration . .	42,541.29	195,895.62	241,888.56	3,451.65
0370-4322	Laboratory Genetics	59,116.45	37,521.82	18,904.13	2,690.50
0370-4323	Laboratory – Chemistry	806,664.12	535,082.04	255,807.21	15,774.87
0370-4324	Laboratory Bacteriology . . .	273,447.26	175,238.32	94,729.64	3,479.30
0370-4325	Laboratory Coagulation	81,660.15	56,387.46	24,657.38	615.31

STATEMENT OF EXPENDITURES – CURRENT FUNDS

July 1, 1969 to June 30, 1970

SCHEDULE B-4

Dept. No.		Total	Salaries and Wages	Supplies and Expenses	Equipment	Buildings and Improvements
0370-4326	Laboratory – Immunology	35,638.57	23,660.02	11,788.55	190.00	
0370-4327	Laboratory – Pulmonary Functions	13,498.26	8,513.23	4,985.03		
0370-4328	Laboratory – Hematology	206,180.82	133,143.81	43,540.26	29,496.75	
0370-4329	Laboratory – Special Hematology	79,544.32	64,882.73	11,815.08	2,846.51	
0370-4330	Laboratory – Out-Patient	10,465.46	5,502.33	4,713.13	250.00	
0370-4331	Laboratory – Heart Hospital	19,360.13	15,911.90	3,448.23		
0370-4332	Laboratory – Masonic Hospital	15,841.00	14,001.70	1,839.30		
0370-4333	Electrocardiology	86,218.67	52,896.71	30,856.50	2,465.46	
0370-4334	Laboratory – Surgical Pathology	62,884.05	44,911.86	11,915.05	6,057.14	
0370-4335	Laboratory – Heart Catherization	103,179.81	61,774.68	39,265.27	2,139.86	
0370-4336	Blood Bank	551,275.27	200,631.24	342,828.59	7,815.44	
0370-4340	X-Ray Diagnosis	623,230.58	393,549.37	136,840.64	92,840.57	
0370-4342	Radiation Therapy	161,935.37	98,161.02	63,223.99	550.36	
0370-4344	Nuclear Medicine	166,328.90	83,113.56	55,304.59	27,910.75	
0370-4346	Pharmacy	1,496,969.24	296,279.10	1,180,719.99	6,808.94	13,161.21
0370-4348	Social Services	130,896.83	115,082.59	15,667.99	146.25	
0370-4349	Patient Care	46,988.86		36,278.72	10,710.14	
0370-4350	Nursing Service – Administration	1,016,795.18	767,947.16	235,215.15	5,850.87	7,782.00
0370-4352	Professional Nursing	2,558,231.33	2,310,442.55	247,788.78		
0370-4354	Licensed Practical Nursing	1,111,606.06	1,008,815.97	102,790.09		
0370-4355	Delivery Rooms	3,093.35		3,093.35		
0370-4356	Auxiliary Staff	1,462,019.44	1,348,470.35	113,549.09		
0370-4357	Nursery	92.05		92.05		
0370-4358	Nursing Service – Operating Room	1,046,893.09	578,059.60	458,381.63	10,451.86	
0370-4359	Kidney Dialysis	146,824.49	122,195.58	20,984.59	3,644.32	
0370-4360	Central Service and Supplies	680,062.24	239,574.22	419,093.54	21,394.48	
0370-4361	Central Storeroom	66,364.57	55,435.94	10,212.93	715.70	
0370-4362	Masonic Hospital Nutrition Service	151,524.87	101,423.18	49,972.69	129.00	
0370-4363	Cafeteria	234,067.87	147,095.97	86,971.90		
0370-4364	Dietary	1,186,574.89	673,000.09	497,010.33	16,564.47	
0370-4365	Dietary Education and Training	66,302.68	65,123.49	1,179.19		
0370-4366	Environmental Services	1,108,884.08	895,080.39	210,825.77	2,977.92	
0370-4367	Environmental Services – Special	880,281.90	215,685.94	663,238.38	1,357.58	
0370-4368	Maintenance and Operations	338,914.49	309,560.70	23,343.53	6,010.26	
0370-4369	Powell Hall	126,814.30	89,650.10	36,823.79	340.41	
0370-4370	Printing Expense			1,344.92	1,344.92	
0370-4372	Autopsy Room	27.00		27.00		
0370-4374	Utilities	181,267.17		181,267.17		
0370-4375	Major Equipment Acquisition and Replacement	109,834.18		2,626.98	107,207.20	
0370-4376	Building Maintenance and Modernization	277,929.18		229,438.51	28,012.61	20,478.06
0370-4377	Printing Expense	66,958.08		66,958.08		
0370-4378	Advertising Expense	35,383.02		35,383.02		
0100-4380	Out-Patient Department – Administration	1,322,307.17	419,781.79	892,725.98	9,799.40	
0390-4380	Rehabilitation Center			197.10	197.10	
0100-4381	Out-Patient	69,746.68	61,178.42	8,568.26		
0100-4382	Out-Patient Department – Nursing Service	34,167.76	31,156.61	3,011.15		
0100-4383	North Clinic	63,625.05	59,741.09	3,883.96		
0100-4384	Emergency Room	112,235.14	103,847.20	7,987.94	400.00	
0100-4385	Obstetrics – Gynecology Surgery	60,877.90	56,407.72	4,307.25	162.93	
0100-4386	Medicine	49,327.52	45,912.46	3,415.06		
0100-4387	Out-Patient Department – Ophthalmology	63,261.94	47,411.93	7,571.38	8,278.63	
0100-4388	Audiology – Out-Patient	83,027.33	77,254.80	4,351.25	1,421.28	
0100-4389	Out-Patient Department – Otolaryngology	27,134.31	26,451.23	533.98	149.10	
0370-4390	Psychopathic Hospital Fund	1,199,878.47	829,479.95	370,133.02	265.50	
0380-4392	Child Psychiatry	449,171.84	312,794.88	135,925.96	451.00	
0390-4394	Rehabilitation Center	1,167,157.97	791,286.62	375,316.68	554.67	
0371-4395	Hospitals Community Service	32,500.00	18,278.66	14,221.34		
0910-43xx	Gifts and Grants – Foundations	631.47		631.47		

STATEMENT OF EXPENDITURES – CURRENT FUNDS
July 1, 1969 to June 30, 1970

SCHEDULE B-4

Dept. No.		Total	Salaries and Wages	Supplies and Expenses	Equipment	Buildings and Improvements
0930-43xx	Gifts and Grants – Individuals and Others . . .	101,776.49	15,810.55	68,175.66	17,382.14	408.14
0940-43xx	Gifts and Grants – Endowed.	601.35		601.35		
0950-43xx	Other Current Funds	552.30		27.30	525.00	
	Total	\$ 27,077,124.92	\$ 17,356,149.42	\$ 9,129,612.91	\$ 546,722.48	\$ 44,640.11
Other						
0100-4402	University High School	\$ 213,152.48	\$ 186,246.23	\$ 26,172.26	\$ 733.99	\$
0304-4403	Livestock Sanitary Board Laboratory	172,720.80	127,294.02	36,856.20	6,620.58	1,950.00
0310-4413	Livestock Sanitary Board . .	58,781.30	46,167.36	12,423.61	533.90	343.57–
0100-4414	Minnesota School Mathematics and Science Center	19,972.26	19,967.96	4.30		
0100-4415	University Veterinary Hospital	129,728.90	129,728.90			
0100-4430	Hybrid Computer Center . .	401.30			401.30	
0900-44xx	Unassigned	175.63		175.63		
0904-44xx	Unassigned04–		.04–		
0910-44xx	Gifts and Grants – Foundations	93,948.98	20,000.16	73,894.93	53.89	
0930-44xx	Gifts and Grants – Individuals and Others . .	901.49	900.00	1.49		
095x-44xx	Other Current Funds	1,310,350.79	489,565.02	705,779.89	107,230.51	7,775.37
	Total	\$ 2,000,133.89	\$ 1,019,869.65	\$ 855,308.27	\$ 115,574.17	\$ 9,381.80
Extension and Public Service						
General Extension Division						
0100-4500	Administration	\$ 334,983.42	\$ 295,696.44	\$ 35,636.50	\$ 3,650.48	
0100-4501	Evening and Special Classes .	2,102,230.56	1,890,950.34	209,280.77	1,441.74	557.71
0100-4502	Independent Study	219,772.39	180,474.07	39,348.82	50.50–	
0100-4503	Drama Advisory Service . . .	18,844.48	15,309.12	3,535.36		
0100-4504	Radio and Television	616,112.85	420,654.62	173,361.36	20,162.25	1,934.62
0351-4504	Radio and Television – Equipment Appropriation .	7,412.80		49.80	7,363.00	
0100-4505	Municipal Reference Bureau .	45,516.86	45,516.86			
0100-4506	Conference and Instruction .	206,685.05	183,289.47	17,803.08	5,592.50	
0100-4507	Audio-Visual Extension . . .	368,698.79	183,386.23	109,964.43	75,348.13	
0100-4508	Community Service	68,273.04	43,428.07	24,307.47	537.50	
0100-4509	Continuation Medical Education	22,922.22	18,854.59	4,067.63		
0100-4510	Medical Laboratory Technicians	247.00			247.00	
0100-4511	X-Ray Technician Instruction	21,088.98	21,026.94	62.04		
0100-4512	Nurses Instruction	9,581.72	6,226.03	3,355.69		
0100-4513	Continuing Education in Business Administration . .	16,320.32	14,788.96	1,531.36		
0100-4514	Continuing Education in Science and Technology . .	20,643.26	18,491.92	2,151.34		
0100-4516	Special Classes	54,153.54	46,738.25	7,415.29		
0100-4517	Continuing Legal Education .	117,919.15	30,244.53	86,980.12	694.50	
0100-4519	Continuing Education in World Affairs	73,622.27	52,433.59	20,738.68	450.00	
0100-4580	Continuing Education in Art .	14,812.35	11,165.96	3,573.06	73.33	
0100-4581	Continuing Labor Education .	14,095.61	13,928.72	166.89		
0100-4582	MacPhail Center	319,964.50	106,593.79	200,572.39	12,798.32	
0100-4583	Continuing Education in Pharmacy	5,368.65	5,100.00	268.65		
0100-4584	Continuing Education in Dentistry	6,991.92	6,991.92			
0100-4585	Continuing Education in Social Work	13,439.63	11,736.31	1,703.32		
0100-4586	Rochester Extension	5,883.58	2,038.52	3,745.06	100.00	
0100-4591	Conferences and Institutes . .	110,230.68		110,230.68		
0100-4592	Conferences and Institutes . .	13,001.52		13,001.52		
0100-4593	Conferences and Institutes . .	1,293.70		1,293.70		
0100-4594	Conferences and Institutes . .	28,400.45		28,400.45		
0100-4595	Conferences and Institutes . .	66,473.99		66,473.99		
0100-4596	Conferences and Institutes . .	74,945.58		74,945.58		

STATEMENT OF EXPENDITURES – CURRENT FUNDS
July 1, 1969 to June 30, 1970

SCHEDULE B-4

Dept. No.		Total	Salaries and Wages	Supplies and Expenses	Equipment	Buildings and Improvements
0100-4597	Conferences and Institutes . .	94,557.07		94,557.07		
0100-4598	Conferences and Institutes . .	183,778.49		183,778.49		
0100-4599	Conferences and Institutes . .	81,609.29	88.80	81,520.49		
	Total	\$ 5,359,875.71	\$ 3,625,154.05	\$ 1,603,821.08	\$ 128,408.25	\$ 2,492.33
	Agriculture Extension					
0100-4530	General Operations and Maintenance Fund	\$ 122,140.12	\$ 115,564.92	\$ 6,575.20		\$
0202-4530	Smith-Lever Fund Amended .	2,226,054.05	2,032,767.44	185,345.27	7,941.34	
0205-4530	Expanded Nutrition Education Program	285,197.31	269,226.29	14,929.98	1,041.04	
0217-4530	Agricultural Marketing Fund .	27,615.88	27,676.00	60.12-		
0300-4530	Agricultural Extension Service Fund	2,519,838.78	1,904,458.59	588,511.61	17,285.58	9,583.00
0330-4530	Temporary Investment – Agriculture Extension	13,329.19			13,329.19	
	Total	\$ 5,194,175.33	\$ 4,349,693.24	\$ 795,301.94	\$ 39,597.15	\$ 9,583.00
	Other Extension and Public Service					
0354-4489	Surficial Mapping	\$ 22,707.45	\$ 14,262.93	\$ 8,444.52		\$
0350-4490	Law Enforcement Education	79,341.17	54,387.32	21,506.62	3,447.23	
0100-4495	U.S. Department of State Concert Band Trip	895.12		895.12		
0100-4497	Center for Urban and Regional Affairs	123,418.81	113,905.68	9,093.13	420.00	
0350-4497	Center for Urban and Regional Affairs	385,798.93	296,724.08	87,862.04	1,212.81	
0344-4498	Study of Training Career in Fire Prevention and Protection	1,051.80		1,051.80		
0350-4498	Training for Careers in Fire Prevention and Protection . .	19,012.28	16,111.32	2,900.96		
0100-4520	Museum of Natural History . .	179,152.78	167,984.51	9,901.34	1,266.93	
0350-4520	Museum of Natural History . .	11,498.86	8,473.26	1,554.75	1,470.85	
0351-4520	Museum of Natural History . .	352.80			352.80	
0100-4521	Ore Estimate Division	37,907.95	35,748.00	2,065.20	94.75	
0100-4522	Southern School of Agriculture – Waseca	316,735.57	234,984.66	73,909.34	4,277.34	3,564.23
0100-4531	Office of Special Programs . .	36,481.05	36,882.45	401.40-		
0100-4532	Unassigned			10.07	10.07-	
0312-4533	Hybrid Corn Maturity Tests (Special State)	23,072.28	15,803.08	7,269.20		
0313-4534	State Aid – School of Agriculture Students	10,812.50		10,812.50		
0350-4537	Industrial Relations Education (Special State) . .	94,539.73	74,965.95	19,573.78		
0340-4538	Geology Mapping	67,724.32	41,532.49	25,730.83	461.00	
0100-4539	University Artists Course Special	54,122.02	51,073.55	954.67	2,093.80	
0341-4555	Soil Mapping	24,387.93	13,371.44	11,016.49		
090x-45xx	Gifts and Grants – Federal . .	1,131,965.95	1,031,309.24	100,656.71		
090x-46xx	Gifts and Grants – Federal . .	2,859,039.58	1,335,350.54	1,484,354.55	39,334.49	
091x-45xx	46xx Gifts and Grants – Foundations	723,634.28	347,391.60	365,767.43	5,153.36	5,321.89
0920-46xx	Gifts and Grants – Corporations and Business . .	123,301.91	59,809.02	62,877.44	615.45	
093x-45xx	46xx Gifts and Grants – Individuals and Others	1,450,397.33	853,581.58	587,396.61	7,672.34	1,746.80
0940-44xx	46xx Gifts and Grants – Endowed	20,189.41	326.64	18,577.77	1,285.00	
0950-44xx	46xx Other Current Funds . .	2,097,013.38	394,097.11	1,684,583.55	11,057.15	7,275.57
0960-4539	Concerts and Lectures	64,000.00		64,000.00		
	Total	\$ 9,958,555.19	\$ 5,198,076.45	\$ 4,662,365.02	\$ 80,205.23	\$ 17,908.49
	Libraries					
0100-4700	Minneapolis	\$ 2,729,275.00	\$ 2,058,227.52	\$ 666,613.54	\$ 2,515.84	\$ 1,918.10
0351-4700	Minneapolis – Equipment Appropriation	1,027.60			1,027.60	
0352-4700	Minneapolis – Books	154,070.14		154,070.14		
0100-4701	St. Paul	282,328.82	197,895.40	83,629.42	804.00	

STATEMENT OF EXPENDITURES – CURRENT FUNDS

July 1, 1969 to June 30, 1970

SCHEDULE B-4

Dept. No.	Total	Salaries and Wages	Supplies and Expenses	Equipment	Buildings and Improvements
0351-4701 St. Paul – Equipment					
Appropriation	2,202.65		343.58	1,859.07	
0352-4701 St. Paul – Books	25,000.00		25,000.00		
0100-4702 Duluth	236,636.10	165,634.56	67,977.14	3,024.40	
0352-4702 Duluth – Books	68,818.32		68,818.32		
0100-4703 Morris	104,212.50	61,264.17	40,833.20	2,115.13	
0352-4703 Morris – Books	27,239.50	5,000.00	22,239.50		
0100-4704 Crookston	16,509.43	11,556.00	4,953.43		
0334-4704 Appropriation – Crookston	53,496.59	25,462.00	23,126.56	4,908.03	
0352-4704 Crookston – Books	16,198.98		16,198.98		
0100-4705 Biomedical	255,620.42	147,694.69	107,925.73		
090x-4700 Gifts and Grants – Federal	151,711.92	19,596.16	130,785.86	1,329.90	
0910-47xx Gifts and Grants – Foundations	63,818.64	28,563.17	35,255.47		
0920-47xx Gifts and Grants – Corporations and Business	59.93		59.93		
0930-47xx Gifts and Grants – Individuals and Others	45,936.82		45,936.82		
0940-47xx Gifts and Grants – Endowed	11,553.90		11,553.90		
Total	\$ 4,245,717.26	\$ 2,720,893.67	\$ 1,505,321.52	\$ 17,583.97	\$ 1,918.10
Organized Research					
Budgeted Research					
– Agricultural					
Experiment Stations					
0100-4800 Central Experiment Station – Support	\$ 318,513.93	\$ 240,592.21	\$ 48,895.25	\$ 29,026.47	\$
0203-4800 Consolidated Hatch Fund	808,739.00	723,465.55	79,490.70	5,782.75	
0204-4800 McIntire-Stennis Fund	63,588.44	60,007.52	3,580.92		
0216-4800 Bankhead-Jones Regional Research Fund Section 9(b)3	139,052.35	124,673.91	14,378.44		
0302-4800 General Agricultural Research	1,141,651.61	1,008,919.94	129,232.65	3,499.02	
0311-4800 Agricultural Research – Rosemount	860.32		860.32		
0314-4800 Potato Processing Research Laboratory Fund	32,239.08	25,124.16	3,549.47	3,565.45	
0316-4800 Soybean Research	89,207.74	79,572.21	9,635.53		
0330-4800 Temporary Investment	18,138.45		3,077.45	15,061.00	
0342-4800 Forest Research Center – Cloquet	39,538.70	35,913.08	3,625.62		
0203-4812 Agriculture Experiment Station – Agricultural Engineering	4,892.80	958.45	3,055.75	878.60	
0216-4812 Agricultural Engineering	2,650.50		578.50	2,072.00	
0302-4812 Agricultural Engineering	64,139.26	6,296.63	29,347.04	28,286.63	208.96
0311-4812 Agricultural Engineering	4,419.44		867.29	3,552.15	
0316-4812 Agricultural Engineering	8,933.37	1,011.01	4,987.99	1,792.74	1,141.63
0203-4813 Agronomy and Plant Genetics	13,866.15	1,426.52	2,606.63	9,833.00	
0216-4813 Agronomy and Plant Genetics	2,837.72		1,862.40	975.32	
0302-4813 Agronomy and Plant Genetics	108,447.04	26,105.68	68,191.25	14,150.11	
0311-4813 Agronomy and Plant Genetics	3,547.58		505.28	3,042.30	
0316-4813 Agronomy and Plant Genetics	31,673.78	10,411.60	12,417.87	8,844.31	
0203-4814 Agriculture Economics	34,775.88	11,968.79	22,807.09		
0216-4814 Agriculture Economics	11,235.86	8,345.53	2,890.33		
0302-4814 Agriculture Economics	37,616.56	13,439.34	23,577.22	600.00	
0203-4815 Biochemistry	13,302.51	5,944.35	6,660.72	697.44	
0216-4815 Biochemistry	3,386.40	970.37	2,416.03		
0302-4815 Biochemistry	79.27		79.27		
0203-4816 Animal Science	48,349.37	21,411.71	21,570.43	5,367.23	
0216-4816 Animal Science	21,154.62	1,743.67	19,410.95		
0302-4816 Animal Science	59,276.43	11,026.73	34,992.22	13,159.85	97.63
0311-4816 Animal Science	497.30		497.30		
0203-4817 Entomology, Fisheries and Wildlife	32,264.02	13,418.43	16,952.37	1,893.22	
0204-4817 Entomology, Fisheries and Wildlife	616.00		616.00		

STATEMENT OF EXPENDITURES – CURRENT FUNDS

July 1, 1969 to June 30, 1970

SCHEDULE B-4

Dept. No.		Total	Salaries and Wages	Supplies and Expenses	Equipment	Buildings and Improvements
0216-4817	Entomology, Fisheries and Wildlife	8,511.51	4,243.44	4,268.07		
0302-4817	Entomology, Fisheries and Wildlife	79,974.01	18,860.28	46,796.01	14,317.72	
0311-4817	Entomology, Fisheries and Wildlife	600.00		19.80	580.20	
0203-4818	Food Science and Industry . .	24,895.79	5,764.29	5,083.54	14,047.96	
0302-4818	Food Science and Industry . .	19,978.66	2,381.88	12,899.50	4,697.28	
0203-4819	School of Forestry	17,540.61	4,491.83	7,699.26	4,799.52	550.00
0204-4819	School of Forestry	21,994.83	5,170.62	13,523.44	3,300.77	
0216-4819	School of Forestry	3,936.58	1,569.55	2,367.03		
0302-4819	School of Forestry	72,389.05	15,332.72	47,429.00	9,627.33	
0342-4819	School of Forestry	10,685.22	1,975.60	4,174.47	4,535.15	
0203-4820	School of Home Economics . .	12,674.00	790.82	4,726.35	7,156.83	
0216-4820	School of Home Economics . .	7,741.41	4,319.93	3,421.48		
0302-4820	School of Home Economics . .	8,495.49	4,423.85	4,838.04	766.40	
0203-4821	Horticultural Science	28,283.86	11,068.01	15,031.63	2,184.22	
0216-4821	Horticultural Science	21,906.53	5,676.90	8,295.99	7,933.64	
0302-4821	Horticultural Science	68,635.68	19,699.46	40,114.25	7,410.60	1,411.37
0203-4822	Plant Pathology	11,049.32	6,754.40	3,709.00	585.92	
0204-4822	Plant Pathology	9,134.76	1,727.28	3,392.95	4,014.53	
0216-4822	Plant Pathology	21.00		21.00		
0302-4822	Plant Pathology	67,578.41	12,127.65	40,278.30	14,512.46	660.00
0311-4822	Plant Pathology	1,178.50		171.34	1,007.16	
0316-4822	Plant Pathology	3,885.66		2,544.56	1,341.10	
0203-4825	Soil Science	20,692.40	10,098.09	8,541.96	2,052.35	
0216-4825	Soil Science	4,818.00	192.99	395.76	4,229.25	
0302-4825	Soil Science	75,856.14	17,749.03	38,076.48	16,639.68	3,390.95
0316-4825	Soil Science	8,044.59	3,153.07	4,891.52		
0203-4826	College of Veterinary Medicine	13,818.98	4,507.67	7,339.10	1,972.21	
0216-4826	College of Veterinary Medicine	7,178.82	1,665.56	5,249.26	264.00	
0302-4826	College of Veterinary Medicine	46,756.69	10,473.29	28,643.92	7,639.48	
0203-4827	Rural Sociology	8,902.22	2,374.83	4,792.84	1,734.55	
0302-4827	Rural Sociology	5,139.87	3,552.36	1,587.51		
0302-4879	Unassigned08		.08		
	Sub-Total	\$ 3,851,790.15	\$ 2,612,892.79	\$ 943,539.72	\$ 287,897.10	\$ 7,460.54
0100-4801	Northwest Experiment Station	\$ 441,011.35	\$ 285,663.69	\$ 128,621.00	\$ 19,475.31	\$ 7,251.35
0100-4802	West Central Experiment Station – Morris	469,889.62	278,614.13	113,268.71	69,229.78	8,777.00
0100-4803	North Central Experiment Station – Grand Rapids . . .	351,477.93	250,325.11	85,737.90	15,241.21	173.71
0100-4804	Northeast Experiment Station – Duluth	37,503.53	25,874.97	9,130.68	2,497.88	
0100-4805	Southern Experiment Station – Waseca	329,531.56	202,921.26	94,622.14	21,306.85	10,681.31
0100-4806	Fruit Breeding Farm – Excelsior	111,531.05	81,882.56	27,817.56	647.50	1,183.43
0100-4807	Agriculture Experiment Station – Rosemount	245,286.70	145,717.16	77,643.01	18,981.33	2,945.20
0100-4809	Cloquet Forest Research Center	72,413.75	56,443.11	15,570.64	400.00	
0207-4809	Morrill Nelson Fund	4,172.00	3,972.00	200.00		
0330-4809	Temporary Investment – Cloquet	869.00		120.00	749.00	
0100-4810	Southwestern Experiment Station – Lamberton	109,817.65	58,602.54	25,370.10	4,754.45	21,090.56
0100-4811	Landscape Arboretum – Excelsior	59,976.71	47,967.79	2,469.31	451.90	9,087.71
	Total	\$ 6,085,271.00	\$ 4,050,877.11	\$ 1,524,110.77	\$ 441,632.31	\$ 68,650.81
Other Budgeted Research						
0100-4900	Bureau of Institutional Research	\$ 165,143.89	\$ 151,591.64	\$ 13,552.25	\$	\$
0100-4901	Geological Survey	39,150.37	38,358.85	791.52		
0330-4901	Temporary Investment Income	1,047.00			1,047.00	
0349-4901	Geological Survey	88,187.18	57,718.59	28,082.56	2,386.03	

STATEMENT OF EXPENDITURES – CURRENT FUNDS
July 1, 1969 to June 30, 1970

SCHEDULE B-4

Dept. No.	Total	Salaries and Wages	Supplies and Expenses	Equipment	Buildings and Improvements
0100-4903	Minnesota Center for Philosophy of Science . . .	46,595.23	42,716.00	3,879.23	
0100-4904	Mines Experiment Station . .	125,293.91	119,654.11	2,405.22	3,234.58
0330-4904	Investment Income	7,992.75		1,511.20	6,481.55
0349-4904	Mines Experiment Station . .	305,913.95	252,013.26	49,973.01	3,194.07
0100-4906	Minnesota Center for Curriculum Studies	74,721.63	61,513.26	12,411.77	796.60
0100-4907	Bureau of Educational Research	55,640.87	41,257.16	13,172.14	1,211.57
0100-4909	Research Grants	280,525.62	126,000.64	59,066.83	86,637.70
0303-4909	Medical Research Fund	166,604.50	40,064.46	76,863.12	47,502.66
0330-4909	Investment Income	4,832.51		886.15	3,946.36
0350-4909	General Research Fund	183,919.38	70,962.14	40,484.07	72,473.17
0370-4909	Unassigned			193.65	193.65-
0100-4910	Social Science Research Center	176,756.89	137,211.73	25,697.20	13,847.96
0100-4911	Institute of Child Development	234,520.70	212,866.67	22,159.03	505.00-
0305-4911	Special State Fund	145.83-	145.83-		
0330-4911	Temporary Investments – Institute of Child Development	1,936.24		530.40	1,405.84
0350-4911	Institute of Child Development	66,844.56	54,521.56	12,323.00	
0401-4911	Parents Institute Fund	14,965.99		2,547.17	9,888.04
0302-4913	General Agricultural Research – Medicine	13,507.68	3,774.97	9,296.13	436.58
0307-4914	Unassigned			72.00	72.00-
0350-4915	Bureau of Business Research .	29,002.34	20,591.13	8,312.21	99.00
0321-4916	Psychiatry Research Fund – Special State Fund	123,708.71	75,403.23	43,218.53	5,086.95
0950-4917	General Research – Medical School	7,272.07-	132.80	7,404.87-	
0950-4918	General Research – Public Health	92.75		92.75	
0950-4919	St. Anthony Falls Hydraulic Laboratory	146,304.43	108,300.45	33,351.30	2,197.68
0950-4921	Research Equipment – Mines Experiment Station	5,075.05		3,568.70	1,506.35
0950-4922	Hormel Institute	205,487.31	96,407.94	106,199.59	2,879.78
0950-4923	General Research – Dentistry	1,295.33	1,295.33		
0100-4924	Social Sciences Research Facilities Center	50,211.44	36,578.73	11,761.72	1,870.99
0351-4924	Social Sciences Research Facilities Center – Equipment Appropriation .	8,031.00		8,031.00	
0100-4925	Water Resources Research Program	3,353.76	2,700.00	498.06	155.70
0331-4926	Archeology Program for Minnesota	21,207.71	15,561.76	5,645.95	
0330-4929	Temporary Investment – Control of Aquatic Nuisance Organisms	3,300.00		97.36	3,202.64
0337-4929	Control of Aquatic Nuisance Organisms	34,040.31	24,255.06	9,677.47	107.78
0950-4935	Floating Disk Heart Valve Royalty Fund	1,335.81		1,335.81	
0950-4945	Particle Counter System Royalty Fund	234.00-		234.00-	
0950-4946	Special Research in Electrocardiography	583.10		583.10	
0100-4930	Center for Programmed Learning Support	301.86-		301.86-	
0338-4936	Research in Vegetation Management in State Parks and Recreation Areas	10,744.81	6,147.43	4,597.38	
0339-4937	Study of Lake Shore Development Trends	20,225.76	12,258.57	7,708.39	258.80
0345-4938	Control of Hypercholesterolemia	28,828.36	10,886.51	13,932.59	4,009.26
0202-4940	Economic Data Bank Project Smith-Lever Fund	8,477.91	44.98	8,432.93	
0100-4941	Center for Program Learning Special Allotment	35,320.11	1,696.82	33,623.29	

STATEMENT OF EXPENDITURES – CURRENT FUNDS

July 1, 1969 to June 30, 1970

SCHEDULE B-4

Dept. No.	Total	Salaries and Wages	Supplies and Expenses	Equipment	Buildings and Improvements
0346-4942 Multiple Sclerosis and Other Special Neurological Problems	163,993.68	138,337.96	23,721.47	1,934.25	
0100-4947 Scanning Electron Microscope Matching Fund.	23,983.50		13.50	23,970.00	
0930-4947 Gifts	35,000.00			35,000.00	
0100-4948 Business and Economic Research – Duluth	4,364.98	1,802.80	2,562.18		
0100-4949 Space Science Center	98,057.33	74,290.09	17,120.42	2,582.52	4,064.30
0100-4951 Research Cost Sharing – College of Liberal Arts	1,800.00		1,800.00		
0100-4952 Research Cost Sharing – Institute of Technology	8,419.11		8,419.11		
0100-4953 Research Cost Sharing – Agriculture	5,763.00		5,763.00		
0100-4954 Research Cost Sharing – Medical Science	9,489.93		9,489.93		
0100-4956 Research Cost Sharing – Education	1,650.00			1,650.00	
0345-4970 Control of Hypercholesterolemia – Chemical Engineering	7,124.32	4,252.92	2,871.40		
0345-4971 Control of Hypercholesterolemia – Mechanical Engineering	8,325.99	5,611.81	2,714.18		
Total	\$ 3,150,744.93	\$ 2,046,635.53	\$ 734,538.84	\$ 344,151.74	\$ 25,418.82
Sponsored Research – Endowed					
College of Liberal Arts	\$ 200.00	\$	\$ 200.00	\$	\$
Institute of Technology	2,612.44	.64	2,613.08		
Institute of Agriculture	3,053.40	2,721.57	331.83		
College of Medical Sciences	465,346.08	302,430.94	177,427.41	12,257.62	26,769.89
College of Pharmacy	644.73		644.73		
College of Education	1,343.12		1,343.12		
Duluth	256.68		256.68		
Other	18,366.87	13,292.99	5,019.99	53.89	
Total	\$ 491,309.96	\$ 318,444.86	\$ 187,323.48	\$ 12,311.51	\$ 26,769.89
Sponsored Research – Gifts, Grants and Contracts					
College of Liberal Arts	\$ 1,586,270.01	\$ 861,845.59	\$ 662,490.40	61,934.02	\$
Institute of Technology	9,101,102.45	4,516,932.25	4,065,631.51	508,255.71	10,282.98
Institute of Agriculture	1,389,534.46	828,194.40	452,908.88	103,299.55	5,131.63
College of Medical Sciences	15,850,795.11	7,792,000.50	6,896,763.34	1,143,040.75	18,990.52
College of Veterinary Medicine	574,348.64	350,636.86	207,275.66	16,436.12	
School of Dentistry	349,449.47	214,471.69	118,423.49	16,554.29	
Law School	24,024.16	19,380.16	4,295.50	348.50	
College of Pharmacy	342,968.25	171,485.52	127,287.42	44,195.31	
College of Education	718,881.42	419,371.94	281,628.79	17,880.69	
Graduate School	1,095,984.59	554,700.74	394,194.03	121,502.67	25,587.15
School of Business Administration	241,131.53	184,175.90	48,975.32	5,890.31	2,090.00
University of Minnesota – Duluth	129,457.02	50,474.61	46,765.51	32,216.90	
Other	1,282,308.84	719,132.51	481,641.95	80,891.65	642.73
Total	\$ 32,686,255.95	\$ 16,682,802.67	\$ 13,788,281.80	\$ 2,152,446.47	\$ 62,725.01
Plant Services – Operations and Maintenance					
Minneapolis Campus					
0100-6000 Administration	\$ 478,354.95	\$ 457,149.73	\$ 10,182.17	\$ 11,023.05	\$
0100-6001 Telephone and Telegraph	345,837.27	52,850.78	292,986.49		
0100-6010 Repairs and Maintenance	2,736,197.68	98,178.13	2,233,005.32	131,220.33	273,793.90
0399-6010 Plant Services – Special	58,472.25		23,749.09		34,723.16

STATEMENT OF EXPENDITURES – CURRENT FUNDS

July 1, 1969 to June 30, 1970

SCHEDULE B-4

Dept. No.	Total	Salaries and Wages	Supplies and Expenses	Equipment	Buildings and Improvements	
0960-6010	Temporary Investment –					
	Repairs and Maintenance	26,210.79	1,210.79		25,000.00	
0100-6011	Custodial	1,670,640.56	1,595,482.55	65,290.37	5,774.63	
0100-6012	Utilities	645,584.22	645,584.22		4,093.01	
0100-6013	Heat	592,253.83	205,590.36	358,212.06	112.50	
0100-6014	Repairs and Maintenance –				28,338.91	
	Tunnels	50,583.89	33,148.61	6,860.07		
0100-6015	General Expense	115,122.67	10,536.00	100,984.01	3,572.66	
0100-6016	Repairs and Maintenance –				30.00	
	Utilities	183,853.70	15,614.84	148,794.50	470.40	
0100-6017	Utilities – Physical Education and Athletics – Mayo Memorial Buildings	91,481.97		91,481.97		
0100-6020	Repairs and Maintenance	151,873.59	59,410.05	82,462.73	3,331.77	
0100-6021	Custodial	96,375.39	96,375.39		6,669.04	
0100-6022	Utilities	109,913.97		109,913.97		
0100-6030	Repairs and Maintenance –					
	Variety Club	32,507.75		32,507.75		
0100-6031	Custodial – Variety Club	14,640.00	14,640.00			
0100-6040	Repairs and Maintenance –					
	Medical Sciences	80,054.40		80,054.40		
0100-6041	Custodial – Medical Sciences	27,748.93	27,748.93			
0100-6050	Repairs and Maintenance –					
	Animal Research Laboratories	104,290.72		93,851.46	10,439.26	
0100-6051	Custodial – Animal Research Laboratory	19,877.42	19,877.42			
0100-6080	Minneapolis Campus –					
	Rented Space	419,990.57	6,463.04	413,295.53	232.00	
0100-6090	Minneapolis Campus –					
	Specials	76,872.27		57,159.70	307.16	
0100-6100	Minneapolis Campus –					
	Maintenance	376,807.16	20,371.68	211,274.50	62,298.81	
0399-6100	Investment Income –					
	Maintenance	26,665.56		304.67	26,360.89	
	Sub-Total	\$ 8,532,211.51	\$ 2,713,437.51	\$ 5,059,165.77	\$ 228,782.57	\$ 530,825.66
Intercollegiate Athletic Fund						
0501-6010	Athletic Fund	\$ 316.28	\$	\$ 136.22	\$ 180.06	\$
0501-6010	Williams Arena	25,591.72		25,406.26	185.46	
0501-6010	Cooke Hall	17,355.77		15,242.74	641.52	1,471.51
0501-6010	Stadium	13,152.93		12,957.47	195.46	
0501-6010	Indoor Practice Building	10,373.15		10,373.15		
0501-6100	Maintenance Athletic Field	50,595.21		50,438.01	157.20	
	Sub-Total	\$ 117,385.06	\$	\$ 114,553.85	\$ 1,359.70	\$ 1,471.51
	Total	\$ 8,649,596.57	\$ 2,713,437.51	\$ 5,173,719.62	\$ 230,142.27	\$ 532,297.17
St. Paul Campus						
0100-6200	Administration	\$ 39,739.78	\$ 39,743.52	\$ 3.74–	\$	\$
0100-6201	Telephone and Telegraph	160.76–		160.76–		
0100-6210	Repairs and Maintenance	623,159.29	24,358.00	546,750.10	13,286.20	38,764.99
0399-6210	Special	14,485.46		14,485.46		
0100-6211	Custodial	462,575.90	434,277.45	20,385.72	7,912.73	
0100-6212	Utilities	198,847.11		198,847.11		
0100-6213	Heat	366,647.12	143,212.80	223,259.32	175.00	
0100-6214	General Expense	11,252.02		11,252.02		
0100-6215	Tunnels	57,293.07	8,781.74	7,317.15		41,194.18
0100-6220	St. Paul Campus Maintenance	115,591.57		105,197.14	72.74	10,321.69
0100-6250	University Farm – General Service and Maintenance	96,807.70	89,883.38	2,598.62–	9,522.94	
0100-6290	St. Paul – Specials	33,293.99		33,293.99		
	Total	\$ 2,019,532.25	\$ 740,256.89	\$ 1,158,024.89	\$ 30,969.61	\$ 90,280.86
Duluth Campus						
0100-6300	Administration	\$ 61,114.21	\$ 60,162.61	\$ 497.10	\$ 454.50	\$
0100-6310	Repairs and Maintenance	367,899.50	323,310.88	34,991.15	7,775.51	1,821.96
0510-6310	University Services Fund	252.47		252.47		
0100-6311	Custodial	300,913.48	286,208.32	13,195.46	1,509.70	
0100-6312	Utilities	119,295.82		106,423.85		12,871.97

STATEMENT OF EXPENDITURES – CURRENT FUNDS

July 1, 1969 to June 30, 1970

SCHEDULE B-4

Dept. No.		Total	Salaries and Wages	Supplies and Expenses	Equipment	Buildings and Improvements
0100-6313	Heat	247,560.57	165,035.83	82,524.74		
0100-6314	Telephone and Telegraph . . .	48,987.02	11,606.40	37,322.46	58.16	
0100-6320	Duluth Campus Maintenance.	127,386.39	70,791.25	39,953.13	4,232.80	12,409.21
	Total	<u>\$ 1,273,409.46</u>	<u>\$ 917,115.29</u>	<u>\$ 315,160.36</u>	<u>\$ 14,030.67</u>	<u>\$ 27,103.14</u>
	Morris Campus					
0100-6400	Plant Services – Morris	\$ 270,316.85	\$ 151,325.48	\$ 109,398.82	\$ 8,340.67	\$ 1,251.88
0100-6402	Campus Maintenance	22,350.19	15,019.12	3,691.07	3,640.00	
0100-6411	Custodial	73,393.07	63,740.69	9,366.52	285.86	
	Total	<u>\$ 366,060.11</u>	<u>\$ 230,085.29</u>	<u>\$ 122,456.41</u>	<u>\$ 12,266.53</u>	<u>\$ 1,251.88</u>
	Crookston Campus					
0100-6600	Plant Services	\$ 167,176.16	\$ 89,503.09	\$ 68,309.52	\$ 8,802.18	\$ 561.37
0334-6600	Appropriation	81,170.38	57,952.80	21,468.58	1,749.00	
	Total	<u>\$ 248,346.54</u>	<u>\$ 147,455.89</u>	<u>\$ 89,778.10</u>	<u>\$ 10,551.18</u>	<u>\$ 561.37</u>
	Rosemount Research Center					
0100-6500	Administration	\$ 304,306.83	\$ 146,795.95	\$ 103,326.71	\$ 51,902.50	\$ 2,281.67
	Other Physical Plant					
0100-6900	Advisory Architect	\$ 5,203.91	\$	\$ 2,016.39	\$	\$ 3,187.52
0100-6901	President's Residence – Eastcliff	36,105.71	17,664.00	16,341.53	2,100.18	
0100-6902	Flight Facilities	34,010.42	28,669.83	4,249.24	91.35	1,000.00
0960-6902	Temporary Investment – Flight Facilities	295,000.00			295,000.00	
0100-6903	St. Croix Observatory and Test Facility	1,898.07		1,898.07		
0500-6904	Campus Rentals Properties . .	62,303.59	22,546.35	39,359.66	100.00	297.58
0500-6905	Como Clinic Building Gifts and Grants – Endowed . .	612.45		612.45		
0940-69xx-10	Miscellaneous Property . .	3,905.66		3,905.66		
0910-6911	Stone Research Fund	75,114.17		75,114.17		
	Total	<u>\$ 514,153.98</u>	<u>\$ 68,880.18</u>	<u>\$ 143,497.17</u>	<u>\$ 297,291.53</u>	<u>\$ 4,485.10</u>
	Auxiliary Services					
0500	Minneapolis	\$ 23,267,674.49	\$ 8,469,555.23	\$ 14,116,312.63	\$ 575,528.57	\$ 106,278.06
0501	Athletics – Minneapolis . . .	1,610,636.05	572,537.07	993,951.26	17,308.17	26,839.55
0505	St. Paul	2,653,529.18	864,789.25	1,676,883.63	104,836.34	7,019.96
0510	Duluth	2,061,656.20	644,954.76	1,332,493.13	42,057.71	42,150.60
0511	Athletics – Duluth	213,139.11	41,122.58	168,793.53	3,223.00	
0515	Morris	956,706.94	297,056.63	629,476.01	29,124.30	1,050.00
0520	Crookston	287,550.51	80,715.42	194,151.56	13,802.94	1,119.41
05xx	Other	262,429.31	112,626.63	146,645.34	3,157.34	
	Total	<u>\$ 31,313,321.79</u>	<u>\$ 11,083,357.57</u>	<u>\$ 19,258,707.09</u>	<u>\$ 789,038.37</u>	<u>\$ 182,218.76</u>
	Student Aid					
	Gifts and Grants	\$ 5,751,118.07	\$ 2,165,060.72	\$ 3,542,158.42	\$ 43,368.17	\$ 530.76
	Endowed	475,046.62	8,640.94	466,316.13	89.55	
	Total	<u>\$ 6,226,164.69</u>	<u>\$ 2,173,701.66</u>	<u>\$ 4,008,474.55</u>	<u>\$ 43,457.72</u>	<u>\$ 530.76</u>
	Total Current Expenditures .	<u>\$235,251,629.71</u>	<u>\$138,391,140.47</u>	<u>\$ 88,314,911.37</u>	<u>\$ 7,440,407.74</u>	<u>\$ 1,105,170.13</u>
	Total Plant Fund Expenditures	<u>\$ 25,132,318.97</u>	<u>\$ 3,473.20</u>	<u>\$ 3,728,386.51</u>	<u>\$ 920,245.79</u>	<u>\$ 20,480,213.47</u>
	Grand Total	<u><u>\$260,383,948.68</u></u>	<u><u>\$138,394,613.67</u></u>	<u><u>\$ 92,043,297.88</u></u>	<u><u>\$ 8,360,653.53</u></u>	<u><u>\$ 21,585,383.60</u></u>

STATEMENT OF INCOME AND EXPENDITURES
AUXILIARY SERVICES
July 1, 1969 to June 30, 1970

SCHEDULE B-5

	Balance July 1, 1969	Income	Expenditures
Project Revenue Fund Accounts			
Commonwealth Terrace – Phase I	\$ 93.75–	\$ 116,835.72	\$ 83,984.83
Interest			21,829.50
Bailey Hall	5,560.88	148,176.94	131,155.59
Interest Account			22,720.50
Territorial Hall	74,368.23	573,739.05	542,956.47
Interest Account			44,330.00
Addition to Comstock Hall	78,104.10	310,555.31	268,539.47
Interest Account			23,870.00
Residence Hall Units (B) – Duluth	4,370.82	49,628.76	31,773.30
Interest Account			8,226.25
Frontier Hall	111,678.50	616,799.96	485,396.91
Interest Account			41,527.47
Commonwealth Terrace – Phase II	132,619.74	133,759.73	99,086.91
Interest Account			26,106.85
Commonwealth Terrace – Phase III	4,021.54–	157,933.19	120,058.35
Interest Account			39,824.08
Griggs Hall – Duluth	97,068.78	16,266.69	31,624.67
Interest Account			23,345.00
Gay Residence Hall – Morris	2,536.00–	49,286.68	7,412.53
Interest Account			16,719.50
Gay Residence Hall Addition – Morris	590.67	54,225.87	11,546.81
Interest Account			16,980.00
Griggs Hall Addition – Duluth	625.64–	156,489.98	70,053.54
Interest Account			20,100.00
Middlebrook Hall	10,944.92	785,427.44	562,804.56
Interest Account			30,000.00
Auxiliary Services – Dormitories and Dining Halls – Other	<u>852,483.71</u>	<u>5,071,985.99</u>	<u>5,213,286.57</u>
Total – Auxiliary Services – Dormitories and Dining Halls	\$1,360,513.42	\$ 8,241,111.31	\$ 7,995,259.66
Auxiliary Services – Student Services	1,518,948.45	13,504,640.16	12,981,236.21
Auxiliary Services – General Services	1,424,682.86	9,599,973.06	8,380,412.90
Auxiliary Services – Other Services	<u>22,856.35</u>	<u>394,673.83</u>	<u>109,655.31</u>
Total	\$4,327,001.08	\$31,740,398.36	\$29,466,564.08
Athletics – Minneapolis	50,923.41	1,605,031.66	1,752,085.11
Athletics – Duluth	1,971.03	222,106.52	213,139.11
Athletics – Morris	1,326.89–	38,570.00	42,855.40
Athletics – Crookston	<u>946.36</u>	<u>8,979.92</u>	<u>10,154.73</u>
Grand Total	<u>\$4,379,514.99</u>	<u>\$33,615,086.46</u>	<u>\$31,484,798.43</u>

**STATEMENT OF INCOME AND EXPENDITURES
AUXILIARY SERVICES
July 1, 1969 to June 30, 1970**

SCHEDULE B-5

Transfers	Balance June 30, 1970		Salaries and Wages	Supplies and Other Expenses	Equipment	Land Buildings and Improvements
	Obligated	Unobligated				
\$ 23,862.00— 21,829.50	\$ 29,139.00	\$ 20,243.86—	\$ 83,677.93	\$ 654.79— 21,829.50	\$ 934.55	\$ 27.14
38,320.31— 22,720.50	5,270.67	21,008.75—	50,776.95	80,378.64 22,720.50		
107,300.10— 44,330.00	37,631.34	39,780.63—	46,402.63	492,805.49 44,330.00	2,099.86	1,648.49
132,551.16— 23,870.00		12,431.22—		268,539.47 23,870.00		
28,637.51— 8,226.25	466.54	6,877.77—	12,910.80	18,862.50 8,226.25		
181,527.47— 41,527.47	36,588.97	24,965.11	46,477.68	428,605.74 41,527.47	8,484.89	1,828.60
138,065.26— 26,106.85		29,227.30		99,086.91 26,106.85		
72,312.21— 39,824.08		38,458.91—		120,058.35 39,824.08		
60,882.21— 23,345.00	194.46—	21,023.05	36,596.37	4,314.33— 23,345.00	657.37—	
34,333.62— 16,719.50		5,004.53	5,400.00	2,012.53 16,719.50		
34,345.00— 16,980.00		8,924.73	9,081.00	2,465.81 16,980.00		
58,100.00— 20,100.00		27,710.80		68,468.85 20,100.00	1,584.69	
36,000.00— 30,000.00	204,451.43	6,883.63—	172,711.95	390,092.61 30,000.00		
<u>25,994.31</u>	<u>329,023.38</u>	<u>408,154.06</u>	<u>1,955,042.60</u>	<u>3,143,521.33</u>	<u>73,953.32</u>	<u>40,769.32</u>
\$ 584,663.39—	\$ 642,376.87	\$ 379,324.81	\$ 2,419,077.91	\$ 5,445,508.26	\$ 86,399.94	\$ 44,273.55
473,418.05—	357,393.69	1,211,540.66	4,673,435.31	7,976,639.00	249,926.81	81,235.09
869,578.41—	766,868.84	1,007,795.77	3,353,208.10	4,588,250.51	409,083.72	29,870.57
<u>283,308.06—</u>	<u>7,030.97</u>	<u>17,535.84</u>	<u>39,214.60</u>	<u>70,043.13</u>	<u>100.00</u>	<u>297.58</u>
\$2,210,967.91—	\$1,773,670.37	\$2,616,197.08	\$10,484,935.92	\$18,080,440.90	\$745,510.47	\$155,676.79
157,976.31	58,735.68	3,110.59	596,601.07	1,108,505.11	18,667.87	28,311.06
9,169.71—	1,768.73		41,122.58	168,793.53	3,223.00	
	5,341.41	10,953.70—	7,308.35	35,547.05		
	<u>304.22</u>	<u>532.67—</u>		<u>9,960.20</u>	<u>194.53</u>	
<u>\$2,062,161.31—</u>	<u>\$1,839,820.41</u>	<u>\$2,607,821.30</u>	<u>\$11,129,967.92</u>	<u>\$19,403,246.79</u>	<u>\$767,595.87</u>	<u>\$183,987.85</u>

STATEMENT OF THE INTERCOLLEGIATE ATHLETICS FUND
July 1, 1969 to June 30, 1970

SCHEDULE B-6

Balance at Beginning of Year		
Reserve for Open Requisitions	\$ 28,989.90	
Reserve for Authorization in Process	15,099.92	
Reserve - Intercollegiate Athletics	28,777.76	
Unencumbered Allotments	<u>6,833.59</u>	
Total		\$ 79,701.17
 Income		
Student-Staff Privilege Books		\$234,099.72
Public Ticket Sales		
Football	\$780,495.27	
Basketball	107,455.27	
Hockey	60,122.87	
Baseball	2,722.30	
Other Sports	<u>9,360.72</u>	960,156.43
Athletic Programs		37,966.97
Radio and Television		172,537.16
Rent		33,920.72
Interest on Temporary Investments		24,691.75
Rose Bowl Receipts		76,580.91
Other Miscellaneous Income		<u>65,078.00</u>
Total Income		<u>1,605,031.66</u>
		\$1,684,732.83
 Expenditures		
Salaries		\$591,137.53
Supplies and Material		211,461.94
Communication Service		20,795.52
Travel		175,295.94
Transportation		916.51
Utilities		76.64
Rent		4,251.61
Repairs		61,749.54
Other Current Expense		500,311.93
Fellowships, Scholarships, Prizes and Awards		139,109.02
Equipment		18,667.87
Land and Building		<u>28,311.06</u>
Total Expense		<u>1,752,085.11</u>
		\$ 67,352.28-
		<u>27,266.61</u>
Transfers		
Ending Balance		<u>\$ 40,085.67-</u>
 Ending Balance		
Reserve for Open Requisitions	\$ 35,212.96	
Reserve for Open Authorizations	23,522.72	
Reserve - Intercollegiate Athletics	101,931.94-	
Unencumbered Allotments	<u>3,110.59</u>	
Total		<u>\$ 40,085.67-</u>

CURRENT EXPENDITURES – SALARIES AND WAGES
July 1, 1969 to June 30, 1970

SCHEDULE B-7

	Grand Total	Civil Service	Total Academic	Administration Deans and Directors
General Administration	\$ 3,510,994.33	\$ 2,749,021.92	\$ 761,972.41	\$ 694,855.16
General Expense	6,051,445.86	4,042,786.70	2,008,659.16	213,053.26
College of Liberal Arts	11,386,556.06	1,099,163.77	10,287,392.29	159,044.59
Institute of Technology	8,074,612.77	1,137,140.49	6,937,472.28	110,850.72
Institute of Agriculture	4,290,374.95	718,263.87	3,572,111.08	62,967.09
College of Medical Sciences	4,832,970.91	876,335.37	3,956,635.54	169,166.24
College of Biological Sciences	1,518,224.58	216,513.20	1,301,711.38	30,500.16
College of Veterinary Medicine	1,364,151.92	258,278.94	1,105,872.98	60,000.24
School of Dentistry	1,410,031.18	280,971.30	1,129,059.88	34,000.08
Law School	1,032,841.81	175,860.01	856,981.80	80,791.90
College of Pharmacy	484,619.61	80,749.46	403,870.15	53,100.24
College of Education	3,610,273.38	409,942.72	3,200,330.66	117,416.90
Summer Session	1,949,589.05	56,222.51	1,893,366.54	32,352.24
Graduate School	330,452.67	157,425.11	173,027.56	105,022.32
School of Business Administration	1,380,782.09	200,580.91	1,180,201.18	62,300.16
University of Minnesota – Morris	1,110,836.15	148,779.67	962,056.48	12,500.04
University College	39,292.71	19,585.33	19,707.38	
General College	1,233,282.00	100,419.29	1,132,862.71	68,700.24
University of Minnesota – Duluth	3,425,292.70	499,638.42	2,925,654.28	57,250.08
Military Science	26,030.48	25,842.09	188.39	
Crookston Technical Institute	665,500.80	144,167.23	521,333.57	
Waseca Technical College	9,864.38	1,247.60	8,616.78	
Instructional Trust Funds	5,063,437.20	1,357,103.53	3,706,333.67	19,000.08
Organized Activities Relating to Instructional Departments:				
University Hospitals	17,356,149.42	15,339,230.91	2,016,918.51	34,500.24
Other	1,019,869.65	551,847.25	468,022.40	
General Extension Division	3,625,154.05	1,103,984.75	2,521,169.30	58,447.90
Agricultural Extension	4,349,693.24	617,812.70	3,731,880.54	14,000.16
Other Extension and Public Service	5,198,076.45	1,769,966.95	3,428,109.50	48,267.53
Libraries	2,720,893.67	1,635,479.11	1,085,414.56	
Agricultural Experiment Stations	4,050,877.11	2,105,641.39	1,945,235.72	
Other Budgeted Research	2,046,635.53	783,579.84	1,263,055.69	53.97-
Plant Services				
Minneapolis Campus	2,713,437.51	2,692,937.43	20,500.08	20,500.08
St. Paul Campus	740,256.89	730,006.97	10,249.92	10,249.92
Duluth Campus	917,115.29	917,115.29		
Morris Campus	230,085.29	230,085.29		
Rosemount	146,795.95	146,795.95		
Crookston Technical Institute	147,455.89	147,455.89		
Other Plant Services	68,880.18	68,880.18		
Total Plant Services	\$ 4,964,027.00	\$ 4,933,277.00	\$ 30,750.00	\$ 30,750.00
Sub-Total	\$108,132,833.71	\$43,596,859.34	\$64,535,974.37	\$2,328,783.60
Sponsored Research	\$ 17,001,247.53	\$ 7,753,263.34	\$ 9,247,984.19	\$ 25,102.68
Auxiliary Services	11,083,357.57	10,046,617.18	1,036,740.39	40,154.83
Student Aid-Fellowships, Scholarships and Prizes	2,173,701.66	26,507.13	2,147,194.53	
Grand Total	<u>\$138,391,140.47</u>	<u>\$61,423,246.99</u>	<u>\$76,967,893.48</u>	<u>\$2,394,041.11</u>
Equivalent Full-Time Number	15,410	9,035	6,375	90
Average Salary	\$ 8,981	\$ 6,724	\$ 12,073	\$ 26,592

CURRENT EXPENDITURES – SALARIES AND WAGES
July 1, 1969 to June 30, 1970

SCHEDULE B-7

Professors	Associate Professors	Assistant Professors	Instructors	Assistants and Associates	Agriculture Extension Assistants	Medical Fellows	Miscellaneous
\$ 13,250.10	\$ 2,795.83	\$	\$ 41,313.06	\$ 9,758.26	\$	\$	\$
719,954.05	261,829.44	278,442.92	347,067.63	152,014.36			36,297.50
3,318,849.34	1,445,617.34	1,254,653.25	1,142,388.66	2,716,183.31			250,655.80
2,759,119.54	1,400,610.60	943,589.02	196,638.80	1,431,033.71			95,629.89
1,774,908.27	728,479.82	522,931.67	269,550.17	186,954.14			26,319.92
1,827,974.49	733,879.26	697,163.72	401,693.06	62,600.93		41,281.76	22,876.08
528,482.48	256,189.00	203,193.78	26,553.28	248,141.22			8,651.46
388,051.29	161,475.84	264,628.36	219,162.85	10,754.40			1,800.00
390,333.56	283,138.36	267,739.15	111,506.62	18,041.87		21,250.20	3,050.04
464,060.22	186,848.02	16,000.08	88,694.46	11,147.12			9,440.00
143,775.66	29,800.26	77,843.74	45,936.12	53,414.13			
975,804.81	531,651.08	507,198.55	750,330.04	263,182.10			54,747.18
342,125.37	331,563.32	388,089.60	284,835.10	340,402.31			173,998.60
18,800.16	7,525.00		29,950.08	11,730.00			
402,780.88	240,869.04	92,792.36	125,884.13	202,112.37			53,462.24
120,357.74	161,273.65	312,446.84	328,716.13	3,955.35			22,806.73
		5,958.26	13,690.38	58.74			
164,645.94	178,435.37	176,656.17	340,078.64	189,521.19			14,825.16
823,182.00	384,873.42	733,127.32	736,135.70	125,794.50			65,291.26
				188.39			
26,720.16	28,650.00	169,333.96	295,419.45				1,210.00
7,616.78			1,000.00				
727,200.50	698,283.34	959,721.90	676,758.17	194,520.27		303,730.83	127,118.58
249,334.70	136,411.16	296,514.41	240,415.23	69,176.04		712,785.01	277,781.72
76,346.64	51,723.42	66,440.82	266,627.07	6,080.51			803.94
408,300.23	451,443.53	387,283.52	551,504.08	176,384.55			487,805.49
620,508.58	493,989.57	362,042.65	210,415.90	38,217.55	1,991,620.73		1,085.40
538,135.17	488,533.64	604,781.91	674,251.69	434,929.79	149,361.59	13,554.46	476,293.72
69,000.48	34,500.00	219,176.68	761,676.91	1,060.49			
342,657.35	245,765.35	382,855.36	261,191.03	703,803.10	6,520.55		2,442.98
420,778.73	98,110.57	275,991.34	197,804.76	253,380.17		3,578.08	13,466.01
<hr/>							
\$18,663,055.22	\$10,054,265.23	\$10,466,597.34	\$ 9,637,189.20	\$ 7,914,540.87	\$2,147,502.87	\$1,096,180.34	\$2,227,859.70
\$ 1,866,089.55	\$ 1,077,235.75	\$ 1,937,775.56	\$ 2,081,645.62	\$ 2,106,047.90		\$ 87,704.37	\$ 66,382.76
99,138.29	62,414.47	282,616.95	178,515.93	104,217.03		33,770.16	235,912.73
154,549.28	286,206.08	704,277.41	207,928.57	72,937.55		721,295.64	
<u>\$20,782,832.34</u>	<u>\$11,480,121.53</u>	<u>\$13,391,267.26</u>	<u>\$12,105,279.32</u>	<u>\$10,197,743.35</u>	<u>\$2,147,502.87</u>	<u>\$1,938,950.51</u>	<u>\$2,530,155.19</u>
1,027	757	1,072	1,194	1,530	170	281	254
\$ 20,230	\$ 15,158	\$ 12,495	\$ 10,135	\$ 6,666	\$ 12,621	\$ 6,904	\$ 9,971

**SUMMARY STATEMENT OF CURRENT FUNDS
FEDERAL APPROPRIATIONS
July 1, 1969 to June 30, 1970**

SCHEDULE B-8

Fund No.	Balance at Beginning of Year	Schedule B-1 Income	
		Appropriations ¹	Other
0202 Smith-Lever Fund Amended	\$ 7,546.19	\$2,166,666.00	\$
0203 Consolidated Hatch Fund	11,287.25	825,552.42	175,146.00
0204 McIntire-Stennis Fund	2,252.38	52,759.00	42,820.00
0205 Smith-Lever Expanded Nutrition Program	53,757.02	376,000.00	
0207 Morrill-Nelson Act		50,000.00	
0210 Bankhead-Jones, Instruction		231,178.00	
0216 Bankhead-Jones, Section 9(b) 3 Act	4,287.21	170,273.05	37,370.00
0217 Research and Marketing Act - Extension	60.12-	7,000.25	21,000.75
0100 Smith-Hughes, George Barden Act - Minneapolis		186,457.22	
0100 Smith-Hughes, George Barden Act - Duluth		21,317.40	
Total	\$79,069.93	\$4,087,203.34	\$276,336.75

¹Does not include appropriation receivable for 1969-70 year on the following funds:

- 0202 \$ 85,933.00
- 0203 \$ 97,189.40
- 0205 \$ 01,548.00
- 0216 \$ 28,914.00

²Includes net transfers out \$10,376.88

**SUMMARY STATEMENT OF CURRENT FUNDS
FEDERAL APPROPRIATIONS
July 1, 1969 to June 30, 1970**

SCHEDULE B-8

Expenditures	Analysis of Expenditures					
	Balance at End of Year		Salaries and Wages	Supplies and Expenses	Equipment	Buildings and Improve- ments
	Obligated	Unobligated				
\$2,234,531.96	\$18,985.30	\$ 79,305.07-	\$2,032,812.42	\$193,778.20	\$ 7,941.34	\$
1,094,046.91	15,128.16	97,189.40-	824,443.74	210,067.37	58,985.80	550.00
95,334.03	2,497.35		66,905.42	21,113.31	7,315.30	
285,197.31	8,541.81	136,017.90	269,226.29	14,929.98	1,041.04	
50,000.00			47,400.84	2,599.16		
231,178.00 ²			209,267.28	11,533.84		
234,431.30	6,412.96	28,914.00-	153,422.85	65,534.24	15,474.21	
27,615.88		325.00	27,676.00	60.12-		
186,457.22			186,457.22			
21,317.40			21,317.40			
<u>\$4,460,110.01</u>	<u>\$51,565.58</u>	<u>\$ 69,065.57-</u>	<u>\$3,838,929.46</u>	<u>\$519,495.98</u>	<u>\$90,757.69</u>	<u>\$550.00</u>

SPECIAL STATE APPROPRIATIONS
July 1, 1969 to June 30, 1970

SCHEDULE B-9

Fund No.	Balance at Beginning of Year	Schedule B-1 Income	
		Appropriations	Other
0300 Agriculture Extension	\$ 14,433.91	\$ 2,500,000.00	\$ 27,633.98
0301 Beneficiation of Manganiferous and Low Grade Ores	4,628.39		
0302 General Agricultural Research	70,520.86	1,995,800.00	436.18
0303 Medical and Cancer Research	29,831.69	160,000.00	
0304 Veterinary Diagnostic	9,096.15	207,000.00	2,000.00
0305 Institute of Child Development	3,192.81		
0307 General Research	16,334.67		
0309 Minnesota Institute of Research	13,992.92		
0310 Livestock Sanitary Board	13,697.29	60,000.00	12.02
0311 Agricultural Research - Rosemount	10,632.76		
0312 Hybrid Corn Maturity Tests	404.85	25,000.00	
0313 School of Agriculture - Student Aid Fund	13,587.50	8,912.50	
0314 Potato Processing Research Laboratory	4,337.88	28,700.00	
0315 Bureau of Business	11,807.07		
0316 Soybean Research	12,413.05	137,000.00	
0317 Geological Survey	867.61-		.50
0321 Psychiatric Research	21,106.53	140,000.00	450.00
0323 Special Education Training and Research	640.70		
0324 Beneficiation of Industrial Minerals and Nonferrous Deposits	3,944.37		
0326 Industrial Relations Education Fund	7,695.28		
0327 Beneficiation of Manganiferous and Low Grade Ores - Cuyuna Range	11,264.76		
0330 Investment Income - Special State Funds	273,368.52		412,215.71
0331 Archeology Program for Minnesota	1,278.66-	38,000.00	2,315.42
0333 National Defense Student Loan Program	31,486.12	221,413.88	
0334 University of Minnesota Technical Institute - Crookston	43,798.84	740,000.00	193,560.53
0337 Control of Aquatic Nuisance Organisms	72.24-	75,000.00	
0338 Research in Vegetation Management in State Parks and Recreation Areas	1,554.10	35,000.00	
0339 Study in Lakeshore Development Trends	887.55-	50,600.00	
0340 Geological Mapping	113.55	160,000.00	
0341 Soil Mapping	6,792.55	40,000.00	
0342 Forest Research Center - Cloquet	16,172.41	55,000.00	
0343 Coordinated Extension and Continuing Education Program - Pilot Study	469.60		
0344 Study of Training for Careers in Fire Prevention and Fire Protection	1,051.80		
0345 Control of Hypercholesterolemia	15,116.02	30,000.00	
0346 Multiple Sclerosis and Special Neurological Problems	1,420.46	162,000.00	360.00
0347 Family Practice and Community Health		200,000.00	
0348 Basic Science Program for Medical Training Curriculum - UMD		340,000.00	
0349 Ore and Geological Research		382,056.00	72.99
0350 General Research		1,028,100.00	2,723.17
0351 Educational Equipment		1,000,000.00 ²¹	
0352 Libraries Special State		500,000.00 ²¹	
0353 Waseca Technical College		34,295.00	
0354 Surficial Mapping		60,000.00	
0355 Land Acquisition - Cedar Creek		45,650.00	
0370 University of Minnesota Hospitals	1,377,347.01	2,002,006.36	19,372,474.75
0371 Department of Community Service		32,500.00	
0375 Psychopathic Hospital Maintenance	9,533.25	1,191,128.00	
0380 Child Psychiatric Hospital	607.42	450,644.00	
0390 Hospital Rehabilitation Center	4,613.69	1,170,785.00	
0399 Investment Income - Plant	225,466.47		
Total	\$2,279,369.19	\$15,306,590.74	\$20,014,255.25

¹ Includes net transfers out of \$4,628.39
² Includes net transfers out of \$9,470.38
³ Includes net transfers out of \$3,338.64
⁴ Includes net transfers out of \$16,334.67
⁵ Includes net transfers out of \$13,992.92
⁶ Includes net transfers in of \$470.38
⁷ Includes net transfers out of \$11,807.07
⁸ Includes net transfers in of \$867.11
⁹ Includes net transfers out of \$640.70
¹⁰ Includes net transfers out of \$3,944.37
¹¹ Includes net transfers out of \$7,695.28
¹² Includes net transfers out of \$11,264.76
¹³ Includes net transfers out of \$45,387.28
¹⁴ Includes net transfers out of \$181,366.68
¹⁵ Includes net transfers out of \$469.60
¹⁶ Includes net transfers in of \$18,970.41
¹⁷ Includes net transfers in of \$54,278.88
¹⁸ Includes net transfers out of \$45,650.00
¹⁹ Includes net transfers out of \$103,368.95
²⁰ Includes net transfers in of \$269,778.99
²¹ Special Appropriations Funds 0351 and 0352 were appropriated as part of the General Operations and Maintenance Fund but are included in the Restricted Funds in the Financial Report.

SPECIAL STATE APPROPRIATIONS
July 1, 1969 to June 30, 1970

SCHEDULE B-9

Expenditures to Schedule B-2	Balance at End of Year		Salaries and Wages	Supplies and Expenses	Equipment	Buildings and Improvements
	Obligated	Unobligated				
\$ 2,519,838.78 ¹	\$ 22,546.35	\$ 317.24-	\$ 1,904,458.59	\$ 615,380.19	\$	\$
4,628.39 ²						
1,878,992.31 ²	188,413.77	649.04-	1,174,163.81	555,378.87	134,210.34	5,768.91
166,604.50	25,257.35	2,030.16-	40,064.46	76,863.12	47,502.66	2,174.26
172,720.80	45,467.37	92.02-	127,294.02	36,856.20	6,620.58	1,950.00
3,192.81 ³			145.83-			
16,334.67 ⁴				72.00	72.00-	
13,992.92 ⁵						
58,781.30	15,898.02	970.01-	46,167.36	12,423.61	533.90	343.57-
10,632.76 ⁶				2,921.33	8,181.81	
23,072.28	2,358.10	25.53-	15,803.08	7,269.20		
10,812.50		11,687.50		10,812.50		
32,239.08	1,275.00	476.20-	25,124.16	3,549.47	3,565.45	
11,807.07 ⁷						
141,745.14	8,183.11	515.20-	94,147.89	34,477.47	11,978.15	1,141.63
867.11-						
123,708.71 ⁹	37,865.38	17.56-	75,403.23	43,218.53	5,086.95	
640.70						
3,944.37 ¹⁰						
7,695.28 ¹¹						
11,264.76 ¹²						
250,931.22 ¹³	404,486.47	30,166.54		54,828.20	149,309.90	1,405.84
21,207.71	18,058.50	229.45-	15,561.76	5,645.95		
181,366.68 ¹⁴		71,533.32				
904,212.50	73,292.65	145.78-	642,475.51	220,543.90	39,547.55	1,645.54
34,040.31	40,887.45		24,255.06	9,677.47	107.78	
10,744.81	25,809.29		6,147.43	4,597.38		
20,225.76	29,486.69		12,258.57	7,708.39	258.80	
67,724.32	92,389.23		41,532.49	25,730.83	461.00	
24,387.93	22,404.62		13,371.44	11,016.49		
50,223.92 ¹⁵	21,437.14	488.65-	37,888.68	7,800.09	4,535.15	
469.60						
1,051.80				1,051.80		
44,278.67	1,579.40	742.05-	20,751.24	19,518.17	4,009.26	
163,993.68	49.30	262.52-	138,337.96	23,721.47	1,934.25	
186,852.04	13,194.26	46.30-	165,661.21	21,190.83		
16,124.08	323,875.92		10,500.12	5,623.96		
375,130.72 ¹⁶	9,445.39	2,447.12-	309,731.85	78,055.57	5,580.10	733.61
930,006.92 ¹⁷	101,589.60	773.35-	677,783.94	224,762.08	81,739.78	
369,564.59	630,621.79	186.38-		64,649.60	304,914.99	
321,915.17	180,852.07	2,767.24-	5,000.00	316,915.17		
22,381.08	13,209.69	1,295.77-	9,864.38	10,549.12	1,967.58	
22,707.45	37,577.00	284.45-	14,262.93	8,444.52		
45,650.00 ¹⁸						
21,629,024.12 ¹⁹	1,124,349.14	1,545.14-	13,985,821.68	6,991,986.04	503,615.48	44,231.97
32,500.00			18,278.66	14,221.34		
1,199,645.25	1,016.00		829,478.33	369,901.42	265.50	
449,403.44	1,847.98		312,794.88	136,157.56	451.00	
1,167,188.40	8,210.59		791,316.75	375,119.58	751.77	
170,155.72 ²⁰	395,622.19			38,539.22		61,084.05
<u>\$33,584,578.17</u>	<u>\$3,918,556.81</u>	<u>\$97,080.20</u>	<u>\$21,585,555.64</u>	<u>\$10,447,178.64</u>	<u>\$1,317,057.73</u>	<u>\$119,792.24</u>

STATEMENT OF LOAN FUNDS
July 1, 1969 to June 30, 1970

EXHIBIT C

Fund	Loan Funds	Loan Funds July 1, 1969	Additions	
			Gifts	Interest on Loans
1500	University of Minnesota Emergency Loan Fund	\$ 436.00		\$.50
1501	Intercollegiate Athletic Student Loan Fund	2,416.95		165.55
1502	Elenore Mary Lawson Loan Fund	250.00		
1503	Ferdinand G. Kumm Memorial Loan	235.93		
1504	Sarah Louise Keinholt Memorial Loan Fund	227.71		5.75
1505	U.S. Office of Education - Cuban Students Loan Fund	1,085.00	2,775.00	
1506	Frank A. Morris Memorial Loan Fund	1,283.83	80.00	6.00
1508	Farmers Union ABC Loan Fund - UMD	12,889.23	880.00	178.76
1509	Harold A. Stueland Memorial Loan Fund	1,126.83		18.41
1510	Benjamin Franklin Nelson Memorial Loan Fund	29,165.14		290.80
1511	Reuel Fenstermacher Student Loan Fund for Veterinary Medicine	1,404.36		52.85
1512	Ezra H. Pieper Emergency Loan Fund	1,084.42		15.38
1513	Twin City Bank Loan Fund II	16,591.14		487.05
1514	Minnesota Farm Bureau Federation Student Loan Fund	1,926.94		51.05
1515	United Student Aid Fund	21,000.00		
1516	Twin City Student Loan Fund II - Morris	2,218.26		139.94
1517	Robins, David, and Lyons Guarantee Loan Fund	1,500.00		
1518	Federal Cartridge Foundation Guarantee Loan Fund	2,000.00		
1519	Belle P. Christopher Memorial Loan Fund	886.78		18.50
1520	Staff and Employees Student Loan Fund - Morris	1,525.85		55.52
1521	American Dental Association - Dental Student Loan Fund	7,730.28		148.20
1522	Adolph Meyer Memorial Loan Fund	1,105.03		8.10
1523	J. Marshall Hanks Student Loan Fund	192.83		1.70
1524	Irvin M. Nestingen Memorial Loan Fund	1,567.50		15.37
1525	Minnesota Medical Foundation - Hospital Administration Loan Fund	1,116.92		
1526	Dr. LeRoy Doolittle Memorial Loan Fund	1,034.32		21.27
1527	University of Minnesota, Morris, General Student Loan Fund	278.62		1.83
1528	Anna M. Jones Memorial Loan Fund	11,113.58	6.00	248.65
1529	International College of Dentists Loan Fund	1,547.55		1.60
1530	College of Education Loan Fund	1,249.81		34.60
1531	Navy League, Minneapolis Chapter Loan Fund	2,291.34		9.05
1532	B.C. Gamble Student Loan Fund	11,560.75		340.05
1533	Staff and Employees Loan Fund - Duluth	1,034.36		4.00
1534	1936 Dental Students Loan Fund	224.90		7.05
1535	Augustus L. Searle Fund	677.65		
1536	Gregg Johnson Memorial Loan Fund	1,068.41		15.58
1537	School of Dentistry Loan Fund	2,283.80	996.00	32.55
1538	Women's Club of Richfield Loan Fund	360.57		13.85
1539	Roy Rowell Ireland Trust Fund	210,139.56		5,264.70
1540	Meeker County Farmers Union Loan Fund	347.10		6.00
1541	Minneapolis Calhoun Elementary School PTA Loan Fund	260.60		1.00
1542	Wheeler Fredrickson, and Larson Guarantee Loan Fund	700.00		
1543	Law School Guarantee Loan Fund	360.00		
1544	Daniel C. Dvoracek Memorial Student Loan Fund	336.35		
1545	Mildred Z. Clarke Sigma Kappa Loan Fund	12,212.67		433.70
1546	Captain Charles Hack, M.D. Memorial Loan Fund	3,993.44		88.20
1548	William A. Peters Student Loan Fund	245.28		7.40
1549	Duluth District Dental Auxiliary Loan Fund	1,082.67		21.95
1550	Albert P. Krost Memorial Loan Fund	10,149.40		93.20
1551	George W. Merck Memorial Loan Fund	25,228.10	1,000.00	39.80
1552	Duluth Engineers Club Emergency Loan Fund	764.07		31.51
1553	Southern School of Agriculture Student Loan Fund	344.49		
1554	Indo American Club Student Loan Fund	328.45		2.65
1555	Milton B. Kihlstrum Memorial Loan Fund	2,110.85		73.20
1558	Robert (Tsai-Hsing) Chen Memorial Loan Fund	128.00		
1559	Jacob G. Cohen Loan Fund	5,153.93		92.05
1560	Health Professions Student Loan Fund - Medicine	968,425.30	150,885.00	1,778.80
1561	Health Professions Student Loan Fund - Dentistry	888,207.08	98,433.00	2,752.65
1562	Foreign Staff Loan Fund	5,055.65		2.90
1563	Charles and Elora Alliss Foundation Loan Fund	108,409.68		711.12
1564	PHS - Nursing Student Loan Fund	84,368.45	28,440.00	1,200.80
1565	John Deere Student Loan Fund	2,172.17		2.65
1566	Student Loan Fund, Grand Rapids	130.00		
1567	Selma A. Lee Memorial Loan Fund for Medical Students	8,186.90		326.65
1568	Stanil Toncheff Student Loan Fund	51,720.51		329.63
1569	Ella J. Rose Memorial Emergency Loan Fund	843.50		
1570	Dental Students Loan Fund	2,061.10		45.35
1571	College of Veterinary Medicine Alumni Loan Fund	844.80	45.00	14.30
1572	PHS - Health Professions Loan Fund - Pharmacy	91,000.00	70,243.00	
1573	University of Minnesota Technical Institute - Crookston - Student Loan Fund	1,594.80		7.71

STATEMENT OF LOAN FUNDS
July 1, 1969 to June 30, 1970

EXHIBIT C

Interest Transferred to Principal	Transfers from Other Funds	Deductions		Loan Funds June 30, 1970	Assets	
		Cancelled Notes	Expense		Cash	Notes Receivable
\$	\$ 863.90-	\$	\$	\$ 436.50	\$ 56.50	\$ 380.00
				1,718.60		1,718.60
				250.00	50.00	200.00
				235.93	65.93	170.00
				233.46	183.46	50.00
			3,110.00	750.00	750.00	
				1,357.83	369.83	988.00
				13,947.99	4,754.29	9,193.70
				1,145.24	174.30	970.94
				29,455.94	5,118.39	24,337.55
				1,457.21	313.66	1,143.55
	924.06		5,354.37 ²	1,099.80	149.80	950.00
				12,647.88	6,279.22	6,368.66
				1,977.99	30.54	1,947.45
				21,000.00	21,000.00 ¹	
	924.06-			1,434.14		1,434.14
				1,500.00	1,500.00 ¹	
				2,000.00	2,000.00 ¹	
				905.28	179.53	725.75
	460.00-			1,121.37		1,121.37
				7,878.48	1,244.48	6,634.00
				1,113.13	228.13	885.00
				194.53	194.53	
				1,582.87	608.87	974.00
				1,116.92	1,116.92	
				1,055.59	580.52	475.07
	820.00			1,100.45	702.45	398.00
				11,368.23	2,226.43	9,141.80
				1,549.15	1,649.15	100.00-
				1,284.41	427.21	857.20
				2,300.39	2,100.39	200.00
				11,900.80	443.05	11,457.75
				1,038.36	854.36	184.00
				231.95	231.95	
				677.65	27.65	650.00
				1,083.99	327.67	756.32
				3,312.35	1,827.35	1,485.00
				374.42	144.42	230.00
				215,404.26	48,915.59	166,488.67
				353.10	3.10	350.00
				261.60	161.60	100.00
				700.00	700.00 ³	
				360.00	360.00 ³	
				336.35	6.35	330.00
				12,646.37	2,434.41	10,211.96
799.89				4,881.53	3,501.53	1,380.00
				252.68	102.68	150.00
				1,104.62	1,084.62	20.00
				10,242.60	9,091.80	1,150.80
				26,267.90	2,985.00	23,282.90
				795.58	403.67	391.91
				344.49	344.49	
				331.10	6.10	325.00
				2,184.05	343.75	1,840.30
				128.00	128.00	
				5,245.98	2,840.98	2,405.00
	31,765.00			1,152,854.10	23,810.20	1,129,043.90
	25,937.00			1,015,329.73	28,719.23	986,610.50
				5,058.55	5,058.55	
	50,000.00-			59,120.80	14,922.34	44,198.46
	2,048.88		3,057.34	113,000.79	37,799.66	75,201.13
				2,174.82	530.92	1,643.90
				130.00		130.00
				8,513.55	2,624.00	5,889.55
				52,050.14	20,997.03	31,053.11
				843.50	843.50	
				2,106.45	1,526.00	580.45
	11,560.34			904.10	422.30	481.80
				172,803.34	18,697.94	154,105.40
				1,602.51	488.26	1,114.25

STATEMENT OF LOAN FUNDS
July 1, 1969 to June 30, 1970

EXHIBIT C

Fund No.	Loan Funds	Loan Funds July 1, 1969	Additions	
			Gifts	Interest on Loans
1574	Steven Bros. Foundation Loan Fund	\$ 454.75	\$	\$ 4.25
1575	Physicians and Hospital Supply Co. and Ulmer Pharmacal Co. Fund	2,441.28		
1576	National Defense Student Loan Fund – Crookston	128,854.19		667.09
1577	Vernon W. Olson, Junior Memorial Aid Fund	1,171.15		
1578	Dr. Alfred Owre Loan Fund	128,337.97		122.05
1579	The Moden Scholarship Fund	6,769.90		35.65
1580	Bothilda Uglum Student Loan Memorial Fund	19,145.49	115.75	260.45
1581	Student Emergency Loan Fund – Duluth	5,878.82	27.03	96.40
1582	Henry J. Fletcher Memorial Aid Fund	22,488.00		468.65
1583	Health Professions Loan Program – Veterinary Medicine	252,141.77	55,223.00	
1584	Duluth Student Loan Fund	6,204.79		130.66
1585	Electrical Workers and Contractors Loan Fund	5,036.09		104.80
1586	Lawson G. Lowrey Memorial Student Loan Fund	2,000.00		
1587	Gregory M. Segal Memorial Loan Fund	1,927.58	20.00	44.89
1589	Ronald P. Nelson Loan Fund	2,369.40		44.75
1590	Dr. Willard L. Burnap Loan Fund	331.41		
1591	Law Enforcement Assistance Administration Loan Fund	2,883.25	53,085.00	18.05
1593	Gilfillan Trust Fund – Duluth			253.10
1594	Gilfillan Trust Fund – Crookston			
1595	Chas. & Ellora Alliss Foundation Loan Fund – Morris		40,465.00	351.95
1596	Loan Contingency Plan – Minneapolis-St. Paul			30.50
1598	Loan Contingency Fund – Morris			
1600	Loan Contingency Plan Bank Loan			13,430.91
1601	Duluth Law Enforcement Assistance Administration Loan Fund		15,105.00	
1603	Caleb Dorr Loan Fund	666.85		8.25
1604	General Student Loan Fund	53,792.36	1,603.82	1,895.30
1605	H.P. Bend Loan Fund	110.43		2.05
1606	Cosmopolitan Club Loan Fund	2,115.54		97.55
1607	Elliot Trust Fund	14,162.19		
1608	Engineers Bookstore Loan Fund	7,718.74		171.10
1609	Gilfillan Trust Fund	287,968.51		5,140.93
1610	Edward M. and Effie R. Johnson Loan Fund	15,710.13		491.95
1611	Law Alumni Loan Fund	17,455.80		525.55
1612	Ramsey County Medical Auxiliary Loan Fund	900.05		30.25
1613	John Lind Fund for Crippled Children	16,548.74		105.28
1614	F.C. Lindquist Loan Fund	1,724.13		43.65
1615	Ludden Estate Fund	44,182.87		1,233.03
1616	Ludden Real Estate Fund	211,983.63		4,996.36
1617	Ludden Trust Fund	44,666.58		352.65
1618	First National Bank of St. Paul Loan Fund	1,796.62		48.00
1619	Minnesota State Organization for Public Health Nursing Loan Fund	1,127.48		
1620	Professional Sorority Council Loan Fund	148.08		2.50
1621	Juniata Shepperd Loan Fund	436.90		7.40
1622	Women's Auxiliary of Minneapolis Dental Society Loan Fund	7,077.34	900.00	117.55
1623	W.C.T.U. (Eighth Ward) Loan Fund	156.81		1.50
1624	Mary Dwight Aker Loan Fund	7,145.69		23.05
1625	"The Dads" Association of the University of Minnesota Fund	1,820.14		10.15
1626	Argosy Loan Fund	383.49		13.20
1627	Class of 1902 Scholarship Fund	46.35		
1629	Dr. Nellie W. Nelson Home Economics Loan Fund	4,643.61		40.75
1630	Minnesota G.A.R. and Women's Relief Corps Loan Fund	694.62		19.05
1631	Earle Brown Loan Fund	579.49		8.05
1632	Helen Dwan Loan Fund	167.74		4.00
1633	Lambda Alpha Psi Graduate Loan Fund	872.17		36.35
1634	Delta Sigma Delta Loan Fund	1,485.82		11.00
1635	Anna R. Goldberg Loan Fund	391.18		
1636	Central School of Agriculture Loan Fund	366.30		
1637	Dorothy M. Winter Memorial Loan Fund	670.81		21.95
1638	St. Paul Housewives League Loan Fund	900.04		3.30
1639	West Central School of Agriculture Class of 1950 Loan Fund	602.77		
1640	Delta Phi Delta Loan Fund	166.91		4.95
1641	Biester and Phelps Memorial Loan – Home Economics			
1642	John June II Student Loan Fund		66,000.00	
1643	Homer J. Smith Loan Fund			
1657	Eitel Loan Fund	70,431.34		2,103.35
1672	William Arthur Lawhead Loan Fund	5,534.57		154.10
1676	St. Anthony Park Women's Relief Corps Loan Fund	616.11		12.90
1677	Minneapolis Women's Advertising Club Loan Fund	398.82		
1678	Agriculture Faculty Women's Club Loan Fund	2,884.13		85.00
1683	Wayne E. Butterbaugh Memorial Loan Fund	196.82		

STATEMENT OF LOAN FUNDS
July 1, 1969 to June 30, 1970

EXHIBIT C

Interest Transferred to Principal	Transfers from Other Funds	Deductions		Loan Funds June 30, 1970	Assets	
		Cancelled Notes	Expense		Cash	Notes Receivable
\$	\$	\$	\$	\$ 459.00	\$ 155.25	\$ 303.75
128.00 ^S	54,653.71		286.20	2,441.28	2,441.28	
				184,016.79	39,313.15	144,703.64
				1,171.15	1,171.15	
				128,460.02	37,432.10	91,027.92
				6,805.55	187.60	6,617.95
				19,521.69	3,279.12	16,242.57
				6,002.25	1,290.35	4,711.90
	8,447.00			22,956.65	11,350.75	11,605.90
				315,811.77	8,011.77	307,800.00
				6,335.45	1,456.76	4,878.69
				5,140.89	572.00	4,568.89
				2,000.00	2,000.00	
	50.00			2,042.47	412.47	1,630.00
				2,414.15	231.86	2,182.29
				331.41	257.32	74.09
			86,865.50	30,879.20-	30,879.20-	
	100,000.00			100,253.10	66,794.58	33,458.52
	10,000.00			10,000.00	9,100.00	900.00
	50,000.00			90,816.95	17,935.08	72,881.87
	138,498.10			138,528.60	23,851.12-	162,379.72
	82,000.00			82,000.00	100.00-	82,100.00
	279,499.90		37,443.64	255,487.17	255,487.17	
			14,505.00	600.00	6,300.00-	6,900.00
				675.10	400.10	275.00
	8.75			57,300.23	10,668.41	46,631.82
				112.48	7.52-	120.00
18.20				2,231.29	159.29	2,072.00
475.02				14,637.21	8,283.21	6,354.00
				7,889.84	1,124.84	6,765.00
4,550.00	110,000.00-			187,659.44	36,535.65	151,123.79
455.00				16,657.08	4,183.56	12,473.52
2,354.53				20,335.88	15,520.78	4,815.10
				930.30	230.30	700.00
601.51				17,255.53	13,901.03	3,354.50
				1,767.78	1,029.73	738.05
701.61				46,117.51	3,876.43	42,241.08
3,479.03				220,459.02	55,129.52	165,329.50
1,818.18				46,837.41	14,125.36	32,712.05
				1,844.62	1,757.58-	3,602.20
48.23				1,175.71	1,175.71	
				150.58	62.33	88.25
				444.30	301.80	142.50
				8,094.89	1,812.99	6,281.90
				158.31	28.31	130.00
				7,168.74	6,623.74	545.00
				1,830.29	1,497.29	333.00
				396.69	183.94	212.75
				46.35	46.35	
				4,684.36	866.36	3,818.00
				713.67	263.97	449.70
				587.54	307.64	279.90
				171.74	91.74	80.00
				908.52	86.52	822.00
				1,496.82	1,296.82	200.00
				391.18	391.18	
			366.30	692.76	392.76	300.00
				903.34	49.34	854.00
				602.77	602.77	
				171.86	76.86	95.00
	1,324.00			1,324.00	1,324.00	
				66,000.00	66,000.00	
	751.26			751.26	751.26	
4,609.29				77,143.98	23,523.23	53,620.75
182.00				5,870.67	713.52	5,157.15
				629.01	296.75	332.26
				398.82	398.82	
				2,969.13	452.73	2,516.40
				196.82	16.82	180.00

STATEMENT OF LOAN FUNDS
July 1, 1969 to June 30, 1970

EXHIBIT C

Fund No.	Loan Funds	Loan Funds July 1, 1969	Additions	
			Gifts	Interest on Loans
1684	Class of 1901 Loan Fund	\$ 573.41	\$	\$ 5.30
1686	Women's Auxiliary of Hennepin County Medical Society Student Loan Fund	1,485.82		58.90
1687	Minnesota Home Economics Association Loan Fund	291.14		
1688	Phi Upsilon Omicron Loan Fund	167.32		5.15
1690	Twin City Panhellenic Loan Fund	79.31		1.70
1691	Phi Lambda Theta Loan Fund	205.60		
1692	Edward E. Nicholson Student Loan	12,748.17		473.45
1693	John Buckhout Johnston Educational Loan Fund	12,628.95		407.60
1694	West Central School of Agriculture Seventh District Federation of Women's Clubs Loan Fund	2,323.01		156.55
1697	Staff and Employee Student Loan Fund	18,970.51		503.60
1698	Ladies Drug Auxiliary of Mpls. Loan Fund	632.50		1.55
1699	Minnesota Union Loan Fund	115.17		.55
1701	Staff and Employees Loan Fund	8,800.71		12.65
1702	Gopher 4-H Club Loan Fund	69.73		
1703	Staff and Employees Extension Student Loan Fund	2,646.60		67.85
1704	Staff and Employees Central School of Agriculture Loan Fund	70.50		
1705	Child Psychology Study Circle St. Paul, Loan Fund	297.02		10.65
1706	Staff and Employees School of Agriculture Loan Fund, Crookston	89.30		
1707	Staff and Employees School of Agriculture Loan Fund, Morris	249.08		
1708	Staff and Employees School of Agriculture Loan Funds, Grand Rapids	30.40		
1709	Richard Olding Beard Loan Fund	162.24		
1713	Minnesota Bookstore Student Loan Fund	295.86		7.05
1716	Max Toltz Loan Fund in Engineering	140.73		
1722	General Student Loan Fund - Special	4.52	18,047.73	
1732	Minnesota League of Nursing Loan Fund	519.65		
1734	Minnesota Bookstore Loan Fund	284.01		
1742	Josephine Louise Harper Loan Fund	133.91		
1745	Sigma Delta Gamma Graduate Students Loan Fund	283.91		1.88
1749	Frank B. Kellogg Loan Fund	49,934.61		554.95
1750	Robert W. Murchic Graduate Loan Fund	252.62		
1765	Minnesota Medical Foundation Fund	590.22		
1776	W.K. Kellogg Foundation Student Aid - Medicine	17,877.51		591.60
1777	W.K. Kellogg Foundation Student Aid - Dentistry	20,691.53		393.35
1778	W.K. Kellogg Foundation Student Aid - Public Health	4,472.30		12.60
1779	Faculty Women's Club Emergency Loan Fund	1,525.10	1,000.00	4.90
1780	Foreign Students Loan Fund	216.61		8.60
1782	W.K. Kellogg Foundation Student Aid - Nursing	2,434.82		
1783	Student War Loan Fund	8.75		
1784	Householders Loan Fund	2,152.68	88.04	37.15
1785	A.E. Adams Student Loan Fund	2,817.05		56.30
1786	Pioneer Hall Notes	316.11		
1789	W.K. Kellogg Foundation Student Aid - Medical Technicians	3,416.96		17.05
1790	Minnesota Student Foundation Loan and Scholarship Fund	3,305.28		95.95
1797	Rice County Student Loan Fund	1,237.87		27.15
1812	National Defense Student Loans - University Contribution	53,841.77	8,862.49	
1813	Twin City Banks Student Loan Fund	12,944.60		600.65
1819	Winchell Cottages Emergency Loan Fund I	8,485.20		247.55
1822	Wm. S. Lindsley - Dental Students Loan Fund	7,724.18		121.35
1823	National Association for Retarded Children - Goodhue County Loan Fund	1,401.10		13.35
1824	Ford Foundation Loan Fund for Doctoral Engineering Students	164,022.55		710.60
1836	Robert M. Hedrick Memorial Loan Fund	280.77	25.00	
1840	Archie D. and Bertha H. Walker	14,692.50		332.00
1841	Minnesota Federation of Women's Clubs Loan Fund	2,050.62		71.75
1842	Minnesota Federation of Women's Clubs General Student Loan Fund	5,089.65		180.16
1843	Maria L. Sanford Loan Fund	2,867.95		107.10
1844	Minnesota Federation of Women's Clubs Founders and Pioneers	553.20		29.95
1845	Robert A. Good Student, Intern, Resident, and Fellowship Loan Fund	3,016.55		
1846	Hazel J. Upham Loan Fund	299.12		
1847	Southeastern District Dental Society Loan Fund	341.76		
1848	Minnesota Federation of Women's Clubs Past President Loan Fund	133.15		.75
1849	Inez Valentine Indian Welfare Fund	16.33		100.00
1854	Alpha Alpha Gamma Loan Fund	1,335.23		65.65
1855	Mortuary Science Students Loan Fund	741.27		
1856	North Minneapolis Pharmacists Club Loan	578.24		3.15
1857	Fisher Memorial Loan Fund	534.87		3.75
1865	W.K. Kellogg Foundation - Hospital Administration Loan Fund	16,304.33		89.80
1866	Metropolitan Bank Student Loan Fund	15,033.50		1,204.70
1867	Dr. Eric Kent Clarke Loan Fund	7,259.10		253.15
1868	Pathfinder Club Loan Fund	396.87		17.00

STATEMENT OF LOAN FUNDS
July 1, 1969 to June 30, 1970

EXHIBIT C

Interest Transferred to Principal	Transfers from Other Funds	Deductions		Loan Funds June 30, 1970	Assets	
		Cancelled Notes	Expense		Cash	Notes Receivable
\$	\$	\$	\$	\$	\$	\$
				578.71		450.00
				1,544.72	128.71	1,252.50
				291.14	292.22	
				172.47	291.14	
				81.01	172.47	
				81.01	81.01	
				205.60	205.60	
788.06				13,221.62	3,898.29	9,323.33
				13,824.61	2,780.45	11,044.16
				2,479.56	1,394.56	1,085.00
				19,474.11	5,417.83	14,056.28
				634.05	134.05	500.00
				115.72	74.22	41.50
	460.00			9,273.36	8,838.36	435.00
				69.73	69.73	
				2,714.45	2,277.60	436.85
				70.50	70.50	
				307.67	307.67	
				89.30	89.30	
				249.08	249.08	
				30.40	30.40	
				162.24	162.24	
				302.91	19.91	283.00
				140.73	42.33	98.40
	3,883.97			21,936.22	21,936.22	
				519.65	519.65	
				284.01	184.01	100.00
				133.91	133.91	
				285.79	285.79	
				50,489.56	34,007.41	16,482.15
				252.62	55.62	197.00
				590.22	590.22	
				18,469.11	6,057.16	12,411.95
				21,084.88	11,921.08	9,163.80
				4,484.90	4,123.90	361.00
				2,530.00	1,568.00	962.00
				225.21	20.21	205.00
				2,434.82	2,434.82	
	8.75-			2,277.87	410.76	1,867.11
				2,873.35	2,057.45	815.90
				316.11	316.11	
				3,434.01	2,019.01	1,415.00
				3,401.23	384.43	3,016.80
				1,265.02	640.07	624.95
	62,704.26-			8,311.48	1,533.22	6,778.26
			5,233.77 ⁴	8,732.75	1,904.00	6,828.75
				7,845.53	6,620.53	1,225.00
				1,414.45	592.60	821.85
		5,560.00		159,173.15	15,255.95	143,917.20
				305.77	305.77	
				15,024.50	7,362.15	7,662.35
				2,122.37	276.72	1,845.65
				5,269.81	295.86	4,973.95
				2,975.05	248.95	2,726.10
				583.15	213.15	370.00
				3,016.55	2,016.55	1,000.00
				299.12	.88-	300.00
				341.76	341.76	
				133.90	99.90	34.00
				116.33	16.33	100.00
				1,400.88	404.38	996.50
				741.27	651.27	90.00
				581.39	181.39	400.00
				538.62	104.62	434.00
				16,394.13	8,390.18	8,003.95
				16,238.20	2,988.24	13,249.96
				7,512.25	2,832.60	4,679.65
				413.87	115.87	298.00

STATEMENT OF LOAN FUNDS
July 1, 1969 to June 30, 1970

EXHIBIT C

Fund No.	Loan Funds	Loan Funds July 1, 1969	Additions	
			Gifts	Interest on Loans
1870	Gustavus Loevinger Memorial Loan Fund	\$ 6,591.92	\$	\$ 194.70
1872	National Defense Student Loan Fund – Minneapolis	7,083,936.28	929,919.00	90,824.98
1873	National Defense Student Loan Fund – Duluth	842,923.17	204,617.22	10,093.24
1878	Minnesota Alumnae Club Loan Fund	7,992.28	255.00	283.85
1879	John B. Thompson Memorial Loan Fund	5,837.25		159.65
1885	Celia K. Applebaum Memorial Loan Fund	8,706.60		298.80
1889	Korsland Student Loan Fund – School of Architecture	5,817.75		163.25
1893	North Central Electrical Manufacturers Club Student Loan Fund	10,808.42		302.05
1898	Law Firm Loan Fund	600.03		28.30
1899	National Defense Student Loan Fund – Morris	585,075.46	90,092.00	5,716.88
1901	The Roy and Gladys Blakey Fund	73,058.37		1,932.77
1907	Jessie Smith Noyes Foundations, Inc., Loan Fund	3,819.70		53.95
1914	Minnesota State Pharmaceutical Association Loan Fund	1,768.98		48.15
1919	Fred W. Reed Loan Fund	4,631.13		219.25
1920	Minnesota Athletes Memorial Emergency Aid Fund	412.75		27.80
1922	Charles Joel Winton Memorial Fund	1,486.72		75.95
1928	John P. Coughlin Journalism Scholarship Fund	4,147.98		35.70
1932	Frank J. Percival Loan Fund – Romance Languages	14,790.68		112.60
1933	Frank J. Percival Loan Fund – Physical Education	14,720.42		163.40
1934	Mortar Board Emergency Fund	341.95		.50
1936	Public Administration Alumni Student Loan Fund	181.00		9.25
1939	Harold B. Schuck Memorial Fund	1,000.02		
1942	Women's Auxiliary of the St. Paul Dental Society Loan Fund	1,359.86		14.30
1947	Alice M. Child Loan Fund	610.04		5.75
1954	Minneapolis Advertising Club Loan Fund	1,416.89		81.40
1957	Sally Richards Memorial Fund	2,448.16		4.05
1958	Student Loan Reserve Fund	2,500.00		3,578.83
1965	Frances M. Money Loan Fund	1,217.79		9.80
1968	Greater University Loan Fund	2,712.61	85.00	57.25
1969	Staff and Employees Student Loan Fund – Duluth	7,604.66		161.13
1974	Robert A. Schmitt Loan Fund	507.97		
1975	Chinese Students Emergency Aid Fund	1,316.85		24.05
1976	Carlotta M. Brown Fund	108.70		
1983	Minneapolis Association of Sales Managers Loan Fund	1,415.74		35.40
1984	Cosmopolitan Club – International Club of Minneapolis Loan Fund	735.19		3.80
1991	Carmen Student Revolving Loan Fund	27,644.55		509.35
1993	Nellie Gorgas-Zontas Loan Fund	4,352.18		91.60
1996	Anne Dudley Blitz Loan Fund	5,971.51		127.05
	Total Assets			
	Collateral held at bank			
	Grand Totals	\$13,288,547.10	\$1,839,319.08	\$172,706.80

¹ Collateral held at bank 1515 \$21,000; 1517 \$1,500; 1518 \$2,000.

² Bank Loan Repayment \$5,000.01; Interest Payment \$354.36.

³ Collateral held at bank 1542 \$350; 1543 \$360.

⁴ Bank Loan Repayment \$5,000.01; Interest Payment \$233.76.

⁵ Late fees collected.

⁶ Loan Fund Cash Balance with the exception of borrowed funds (e.g. 1866 Fund) are invested in Temporary Investment Pool.

⁷ Fund 1515 \$21,000; 1517 \$1,500; 1518 \$2,000; 1542 \$350; 1543 \$360.

⁸ This includes bank loans outstanding of Funds 1513 and 1813 in the amount of \$16,997.85

STATEMENT OF LOAN FUNDS
July 1, 1969 to June 30, 1970

EXHIBIT C

Deductions				Assets		
Interest Transferred to Principal	Transfers from Other Funds	Cancelled Notes	Expense	Loan Funds June 30, 1970	Cash	Notes Receivable
\$ 1,527.40 ⁵	\$ 48,669.29	\$	\$ 277,020.23	\$ 6,785.62	\$ 915.12	\$ 5,871.50
	22,735.23		61,545.70	7,877,856.72	338,760.74	7,539,095.98
				1,018,823.16	113,558.73	905,264.43
				8,531.13	1,539.78	6,991.35
				5,996.90	2,856.90	3,140.00
				9,005.40	529.45	8,475.95
				5,981.00	1,650.00	4,331.00
				11,110.47	404.17	10,706.30
				628.33	383.33	245.00
	10,010.23		29,860.95	661,033.62	18,944.45	642,089.17
				74,991.14	11,042.48	63,948.66
				3,873.65	362.70	3,510.95
				1,817.13	70.58	1,746.55
				4,850.38	611.63	4,238.75
	261.35-			179.20		179.20
				1,562.67	1,156.97	405.70
				4,183.68	2,735.93	1,447.75
				14,903.28	1,833.03	13,070.25
				14,883.82	5,261.67	9,622.15
				342.45	175.45	167.00
				190.25	39.25	151.00
				1,000.02	893.02	107.00
				1,374.16	1,224.16	150.00
				615.79	215.79	400.00
				1,498.29	732.39	765.90
				2,452.21	1,094.41	1,357.80
61,654.01	61,789.36-	516.80	2,926.68	2,500.00	2,500.00	
				1,227.59	277.59	950.00
				2,854.86	561.86	2,293.00
				7,765.79	1,610.03	6,155.76
				507.97	32.97	475.00
				1,340.90	51.90	1,289.00
				108.70	108.70	
				1,451.14	86.99	1,364.15
				738.99	22.99	716.00
2,275.00				30,428.90	7,507.90	22,921.00
				4,443.78	1,091.78	3,352.00
1,137.50				7,236.06	2,630.76	4,605.30
				\$15,451,558.00	\$1,651,472.89 ⁶	\$13,800,085.11
					25,210.00 ⁷	
<u>\$87,602.46</u>	<u>\$597,035.04</u>	<u>\$6,076.80</u>	<u>\$527,575.68</u>	<u>\$15,451,558.00⁸</u>	<u>\$1,626,262.89</u>	<u>\$13,800,085.11</u>

STATEMENT OF ENDOWMENT FUNDS
July 1, 1969 to June 30, 1970

EXHIBIT D

Fund No.	Name	Endowment				Earnings Transferred To Principal
		Principal July 1, 1969	Endowment Gifts	Transfers	Adjustments	
3000	Flora Rosenblatt Fund	\$ 8,461.52	\$	\$	\$	\$ 455.36
3001	Robert J. and Sarah Maud Sivertson Fund	6,287.42				
3002	Frederick and Margaret Weyerhauser Fund	6,259.48				
3003	Max Ogdon Cole Fund					
3004	Helen A. Young Fund	14,022.39				
3005	Barry A. Halper Memorial Scholarship Fund	3,457.84				
3006	Francis Miller Brown Memorial Endowment Fund	15,677.54			247.35	
3007	Joseph O. and Marie H. Weaver Scholarship Fund	12,000.00				
3008	Helen Harrington Scholarship Fund	23,625.00				
3009	The Dwan Family Fund	86,386.44	11,757.80			
3010	James A. Stewart Heart and Cancer Fund					
3011	Law School Service Fund	8,893.75				
3012	Earnest Heilman Memorial Fellowship in Accounting	5,911.69				
3013	Homer B. Dibell Law Scholarship	10,500.00				
3014	Ben M. Cohen Memorial Fund	10,580.80	822.42			
3015	I.M. Kolthoff Scholarship Fund in Analytic Chemistry	5,985.67	100.00			
3016	Minnesota Garden Flower Society Scholarship Fund	2,300.00				
3017	Mankato Stone Company Education Fund	700.00				
3018	C.C. Ludwig Memorial Fund	5,950.00				
3019	Elmer E. Stoll Estate University Theater Building	295,152.24				15,636.17
3020	Professor J.J. Bittner Acting Awards	300.00				
3023	Judge Betty W. Washburn Scholarship Endowment Fund	10,050.00				
3024	Sidney J. Kaplan Legal Scholarship Endowment Fund	11,913.00				
3025	Hubert H. Humphrey Fellowship Political Science	56,653.50				
3026	William M. and Mildred E. Peters Scholarship Endowment Fund	5,711.61	738.95			
3027	Howard S. Abbott Law Library Fund	4,000.00			1,000.00	
3028	Knoblauch Fund for Medical Research	3,000.00				
3029	Dr. Blumenthal Memorial Lectureship	10,549.71				
3030	Hallie Bruce Memorial Prize Fund	890.00				
3031	Laurie T.M. Jacobson Memorial Scholarship Fund	30,420.73				
3032	Suzanne J. Doehring Memorial Scholarship Fund	25,155.00	15.00			
3033	McMillan Endowment Fund	500,749.26				
3035	Dr. Charles Daniel Harrington Endowment	51,014.05				2,670.40
3036	Ronald J. Nemer Law Scholarship Fund	1,771.34				
3037	James J. Kottke Memorial Scholarship Fund	2,891.49	60.00			
3038	John C. Anderson Research Fund	20,363.46				
3039	Capt. Charles Hack M.D. Memorial Fund	15,096.16				
3040	School Publications Scholarship Fund	6,791.04		350.00		
3041	David K. Jensen Memorial Scholarship Fund	5,170.00				
3042	Frank Maloy and Mary Steele Anderson Fund	9,500.00				
3043	Morris State Bank Scholarship Fund	2,615.86				
3044	Morton and Ethel Smith Fund	94,790.60			2,603.48-	4,908.54
3045	G.D. Shepardson Memorial Electrical Engineering Loan Fund	12,714.24			712.24-	657.02
3046	Grace B. Dayton Scholarship Fund	12,192.00				
3047	Marshal and Margaret Alworth Endowment Fund	167,860.93	45,000.00	7,831.16-		
3048	Howard W. Lyon Foundation Scholarship Fund	20,000.00				
3049	John and Minnie Heitmann Scholarship Fund	2,000.00				
3050	Thomas Heggen Memorial Library Fund	10,000.00		4,200.00		
3051	D. Silverman Memorial Scholarship in Journalism Fund	7,725.12				
3052	O. and S. Wangenstein Support Fund for Medical History	36,590.68	2,849.35		2,155.61-	1,861.50

STATEMENT OF ENDOWMENT FUNDS
July 1, 1969 to June 30, 1970

EXHIBIT D

Current Restricted Funds								
Balance June 30, 1970	Account No.	Balance July 1, 1969	Gifts	Interest Income	Other Income	Expenditures	Transfers	Balance June 30, 1970
\$		\$	\$	\$	\$	\$	\$	\$
8,916.88								
6,287.42								
6,259.48								
14,022.39	0685-5907	1,279.82				1,279.80		.02
3,457.84	0850-8059	386.73	125.00	191.10		510.00		192.83
15,924.89								
12,000.00	0850-8560	4,025.44		658.84				4,684.28
23,625.00	0850-8069	1,326.53		1,307.67		1,325.00		1,309.20
98,144.24	0693-5902	4,689.25	23,015.43	4,926.65		58,904.77	13,150.00-	39,423.44-
	0850-8597					8,792.03	13,150.00	4,357.97
	0940-4369	562.48						562.48
8,893.75	0940-4014	920.31		364.31		27.68		1,256.94
5,911.69	0850-8562	741.81	300.00	338.52		300.00		1,080.33
10,500.00	0850-8062	703.00		556.92				1,259.92
11,403.22	0850-8064	2,149.80	14.50	611.79				2,776.09
6,085.67	0850-8063	549.83		325.60				875.43
2,300.00	0850-8721	252.27		182.91				435.18
700.00	0850-8563	83.64		41.86				125.50
5,950.00	0940-4623	1,413.09		307.67				1,720.76
310,788.41								
300.00	0850-8564	55.60		18.20				73.80
10,050.00	0850-8066	1,259.41		601.51				1,860.92
11,913.00	0850-8067	1,267.29	20.00	677.95				1,965.24
56,653.50	0850-8566	4,628.38		3,321.36		2,554.24		5,395.50
6,450.56	0850-8070	962.94		295.48				1,258.42
5,000.00	0940-4739	427.45		226.68		157.27		496.86
3,000.00	0685-5909	848.99		164.71				1,013.70
10,549.71	0940-4015	911.46	45.00	541.09		438.00		1,059.55
890.00	0850-8567	181.62		44.04		29.95		195.71
30,420.73	0850-8071	3,220.93		1,647.37				4,868.30
25,170.00	0850-8072	1,587.12		1,377.83		1,270.00		1,694.95
500,749.26	0940-4016	16,133.27		16,597.89	9.41	33,786.60	7,000.00	5,953.97
	0940-4027	12,302.34		5,923.84		1,744.33	7,000.00-	9,481.85
53,684.45								
1,771.34	0850-8573	384.48		90.09				474.57
2,951.49	0850-8088	154.42		152.79				307.21
20,363.46	0741-5900	4,704.26		1,074.71	545.65	1,343.12		4,981.50
15,096.16								
7,141.04	0850-8073	563.42		351.26		200.00	350.00-	364.68
5,170.00	0850-8074	541.97		272.09		200.00		614.06
9,500.00	0940-4741	1,425.47		499.59		960.00		965.06
2,615.86	0850-8853	25.75		130.13				155.88
97,095.66								
12,659.02								
12,192.00	0850-8077	232.91		1,265.92				1,498.83
205,029.77	0940-6910	937.50				3,600.56	2,606.16	56.90-
20,000.00	0850-8806	1,380.81		1,051.05		411.75		2,020.11
2,000.00	0850-8807	297.09		104.65		290.00		111.74
14,200.00	0940-4017			606.52			606.52-	
7,725.12	0850-8075	399.19		394.85		375.00		419.04
39,145.92								

STATEMENT OF ENDOWMENT FUNDS
July 1, 1969 to June 30, 1970

EXHIBIT D

Fund No.	Name	Endowment				Earnings Transferred To Principal
		Principal July 1, 1968	Endowment Gifts	Transfers	Adjustments	
3053	The Lorenz G. Straub Memorial Fund	16,781.25	350.00-	350.00	350.00	
3054	Wild Life Fellowship	32,498.38				
3055	Minnesota Society of Architects Scholarship Fund	4,254.83	3,513.59			288.56
3056	F.M. Rarig Graduate Fellowship in Speech and Theatre	947.45	50.00	320.00		59.79
3057	The Perry Como Music Scholarship	3,500.00				
3058	Frontier Hall Leadership Scholarship	2,645.76				
3059	F & M McKinney Support Fund for Medical History	25,000.00				
3060	A. Haerberle Scholarship in Speech Journalism and Theatre Art	5,495.00	2,011.50			
3061	Phosa D. Broderick Trust	50,762.18				
3062	Edward A. Everett Trust	736,434.51			74.46	
3063	Clan Stewart No. 50 of Duluth Scholarship	10,000.00				
3064	Law School Class of 1924 Memorial Scholarship	4,140.00				
3065	Public Administration Graduate Program Alumni Award	2,364.86				
3066	Marty Fife Memorial Fund	1,535.71				76.62
3067	School of Agriculture St. Paul Loyalty Fund.	1,567.20				
3068	Timberlake "M" Club Father & Son Awards Fund	10,617.14			395.00-	407.10
3069	Ruth Thomas Brinker Scholarship - Nursing	2,145.27				106.01
3070	Helen Jane Atkinson Memorial Fund	1,826,171.45		1,826,171.45-		
3072	Professor of the History of Medicine	27,413.26				
3073	Alice Weickert Memorial Scholarship Fund	10,000.00				
3074	Irvine McQuarrie Memorial Fund	6,745.00				
3075	John and Mary Gonska Cultural Fund	24,984.27	3,264.93			
3076	J. Frank and Alice B. Fraser Fund	49,279.37		2,454.27-		2,454.27
3077	Harold J. Richardson Law Scholarship	13,208.95				
3078	Mrs. Joseph Ramsay III Medical History Support Fund	5,243.48				
3079	E.A. Van Steenwyk Memorial Fund	109,833.34				
3080	The Dayton Arboretum Fund					
3081	Axel Hansen Memorial Scholarship	4,000.00				
3082	Maude C. McMahan Trust Masonic Cancer Hospital Fund	60,276.14				2,991.53
3083	Edward A. Spencer Estate University of Minnesota Hospital Heart Fund	27,745.03				1,440.62
3084	Thomas D. McMahan Estate Masonic Cancer Hospital Fund	59,028.31				2,894.98
3085	Crosley Benevolent and Educational Scholarship	1,355.19				
3086	Bell Collection Book Acquisitions	20,792.05				1,011.74
3087	Edmund Morris Morgan Scholarship	24,900.09				
3088	Carolyn McKnight Christian Endowment Fund	83,000.00				
3089	Hugh M. Roberts Scholarship	4,550.00				
3090	Robert W. Bayer Memorial Scholarship	8,600.00	392.00			
3091	Gertrude R. Hull Music Scholarship	23,584.41				
3092	Robert L. Goudy Memorial Forestry Scholarship Fund	9,919.39				
3093	Dr. Harry H. Hoyt Memorial Scholarship	1,484.27		100.00		
3094	Roy C. Jones Fund	28,367.44				
3095	Rose J. Phillips Fund	10,191.52				
3096	Alice and Gale W. Perry Scholarship in Nursing	7,775.00				
3097	Morton and Barbara Dauwen Zabel Lectures.	20,000.00				
3098	Kenneth H. Lee Sophomore Agricultural Scholarship Fund	5,000.00				
3099	Dr. Halbert C. and Mrs. Christina Gaumitz Christofferson Scholarship Fund	2,742.68		246.05-	2.52-	
3100	B. J. Lazan Fund	12,317.63				
3101	John R. Coan Fund	888.76			37.08-	
3102	Arthur C. Strachauer Surgical Fund	153,502.77				
3103	Merle W. Lopnow Scholarship Fund	1.00				
3104	Ophthalmology Service Fund	516,291.53	200,000.00	4,502.36		29,624.32

STATEMENT OF ENDOWMENT FUNDS
July 1, 1969 to June 30, 1970

EXHIBIT D

Current Restricted Funds								
Balance June 30, 1970	Account No.	Balance July 1, 1969	Gifts	Interest Income	Other Income	Expenditures	Transfers	Balance June 30, 1970
17,131.25	0940-4018	631.08		845.39		592.80		883.67
32,498.38	0850-8568	2,286.62	2,000.00	1,704.25		5,823.20		167.67
8,056.98								
1,377.24								
3,500.00	0850-8089	179.32		176.54		170.00		185.86
2,645.76	0850-8090			134.95			134.95-	
25,000.00								
7,506.50								
50,762.18	0850-8124	1,076.40		2,557.19		540.00		3,093.59
736,508.97								
10,000.00	0850-8808	1,068.72		501.68		375.00		1,195.40
4,140.00	0850-8091	637.12	20.00	209.85				866.97
2,364.86	0850-8572	591.66		119.21				710.87
1,612.33								
1,567.20	0850-8723	241.40		78.26				319.66
10,629.24								
2,251.28								
27,413.26								
10,000.00	0850-8809	503.67		494.13		550.00-		1,547.80
6,745.00	0850-8093	713.48		334.88				1,048.36
28,249.20	0940-4622	2,165.34		1,345.34		849.00		2,661.68
49,279.37	0940-4036	1,481.24	300.00				2,454.27	4,235.51
13,208.95	0850-8575	1,418.29		652.47				2,070.76
5,243.48								
109,833.34	0940-4020	22,392.48		5,463.64		2,226.47		25,629.65
	0665-5900	2,797.30				2,760.56		36.74
4,000.00	0850-8576	462.04		197.47		400.00		259.51
63,267.67								
29,185.65								
61,923.29								
1,355.19	0850-8095	247.16		67.34		245.00		69.50
21,803.79	0940-4754	1.62						1.62
24,900.09	0850-8577	2,579.57	200.00	1,262.90		825.00		3,217.47
83,000.00	0940-4022	5,898.96		4,022.20		4,865.85		5,055.31
4,550.00	0850-8810	445.67		222.95		300.00		368.62
8,992.00	0850-8811	709.84	1,050.00	439.17		1,050.00		1,149.01
23,584.41	0850-8097	1,453.02		1,149.33		1,050.00		1,552.35
9,919.39	0850-8726	573.44		480.48		500.00		553.92
1,584.27	0850-8725	180.78		72.89		75.00	100.00-	78.67
28,367.44	0940-4021	4,252.42		1,375.01		1,845.00		3,782.43
10,191.52								
7,775.00	0850-8096	498.46		394.03		340.00		552.49
20,000.00	0940-4024	1,084.06		969.15				2,053.21
5,000.00	0850-8727	292.68		242.06		250.00		284.74
2,494.11	0850-8098	154.58				400.00	246.05	.63
	0850-8728	84.42-		128.49				44.07
12,317.63	0940-4023	768.16		620.71		300.00		1,088.87
851.68								
153,502.77	0940-4025	9,681.71		7,992.53		5,447.60		12,226.64
1.00								
750,418.21								

STATEMENT OF ENDOWMENT FUNDS
July 1, 1969 to June 30, 1970

EXHIBIT D

Fund No.	Name	Endowment				Earnings Transferred To Principal
		Principal July 1, 1968	Endowment Gifts	Transfers	Adjustments	
3105	Women's Physical Education Alumnae Association Scholarship	5,856.50				299.66
3106	Walter J. Troegner Scholarship	319,728.58				
3107	Polk Fund for Medical History	370,275.89				
3109	Psychotherapeutic Drug Fund	50,000.00				
3110	Carolind Scholarship	29,047.56				
3111	Florence Goodrich Sinclair Scholarship	107,602.00				
3112	Jane Enroth Memorial Award in Theatre Arts	1,411.00			100.00	
3113	Clarence L. Finger and Dorothy I. Finger Scholarship Fund	2,000.00				
3114	Curtis H. Larson Memorial Award Endowment	1,252.00	264.59			
3115	Horace T. Morse General College Scholarship	2,973.27	214.50	127.44	.48	
3116	McKnight Foundation Fellowship in Theatre Arts	14,724.06		5,607.65		967.51
3117	Class of 1925 Dentistry Research Prize	1,175.00				
3118	Margaret R. Darlington Memorial Scholarship	29,450.29				
3119	Sarah Lavintman Mark Scholarship in Pharmacy	990.50	35.00	35.00-		
3120	Minneapolis Kennel Club Scholarship in Veterinary Medicine	10,125.00	3,000.00			
3121	Class of 1921 50th Anniversary Fund	3,155.22	1,041.00			172.99
3122	Class of 1922 50th Anniversary Fund	1,335.81	385.00			74.35
3123	Class of 1923 50th Anniversary Fund	2,384.28	475.00			128.86
3124	Class of 1924 50th Anniversary Fund	1,883.92	615.00			106.02
3125	Class of 1925 50th Anniversary Fund	1,882.27	531.00			104.20
3126	Class of 1926 50th Anniversary Fund	2,237.65	775.00	25.00		127.13
3127	Class of 1927 50th Anniversary Fund	1,905.90	927.00			111.75
3128	Class of 1928 50th Anniversary Fund	2,259.09	552.00			126.04
3129	Class of 1929 50th Anniversary Fund	2,556.98	850.00			141.14
3130	Class of 1930 50th Anniversary Fund	1,842.30	1,100.00			105.20
3131	Class of 1931 50th Anniversary Fund	2,438.37	755.37			136.14
3132	Class of 1932 50th Anniversary Fund	795.49	231.00			44.86
3133	Class of 1933 50th Anniversary Fund	776.30	358.00			47.50
3134	Class of 1934 50th Anniversary Fund	420.92	380.00			24.93
3135	Class of 1935 50th Anniversary Fund		150.00			1.64
3142	Class of 1942 50th Anniversary Fund	54.03				2.82
3143	Class of 1943 50th Anniversary Fund	41.64	5.00			2.18
3200	Lynwood G. Downs Scholarship Fund	1,636.73				
3202	Edward Starr Judd Annual Medical and Surgical Lectureship Fund	10,658.90				
3203	Alexander O. Corstvet Memorial Fund	33,551.72				1,678.40
3204	Mattie Marie Crogan Scholarship Fund	1,000.00				
3205	The Ida Christine Crogan Scholarship Fund	10,000.00				
3206	Abraham A. Kaplan Memorial Fund	5,569.86				278.19
3207	The Helen Lasby Jeffrey Fund	181,900.29				
3209	Grace B. Dayton Fund for Cancer Research	50,000.00				
3210	Katharine J. Densford (Mrs. Carl A. Dreves) Scholarship Fund	7,804.05	100.00	2,018.00	1,100.00-	
3211	H.C. Richardson Memorial Scholarship Fund	970.00				
3212	Hormel Institute - Fatty Acid Project	32,229.78		10,000.00		1,902.81
3213	Ruth F. Brin Scholarship Fund					
3214	Dr. Alfred Owre Coan Fund - Real Estate	1.00			1.00-	
3215	William Stearns Davis Memorial Fund	10,023.01				
3216	Edward A. Everett Memorial Scholarship Fund	20,000.00				
3217	Borghild Hansen Memorial Scholarship Fund	1,532.34	72.00			
3218	John Wirt Memorial Leadership Scholarship	683.00				
3219	Royal A. Stone Memorial Fund	2,364,574.64		2,364,574.64-		
3220	Alice O'Brien Foundation Endowment Fund	30,000.00				
3221	Timberlake Graduate Fellowship in Air Transportation	9,583.50			392.50-	392.50
3222	The Marian Wilson Music Scholarship Fund	10,335.00	1,300.00		125.00	
3223	Harriet Snow Sutton Scholarship	10,000.00				
3224	Keith K. Heller Memorial Scholarship Fund	5,000.00				

STATEMENT OF ENDOWMENT FUNDS
July 1, 1969 to June 30, 1970

EXHIBIT D

Current Restricted Funds								
Balance June 30, 1970	Account No.	Balance July 1, 1969	Gifts	Interest Income	Other Income	Expenditures	Transfers	Balance June 30, 1970
6,156.16	0850-8099	505.00				505.00		
319,728.58	0850-8578	30,024.71	100.00	16,881.77		12,215.00		34,791.48
370,275.89	0940-4019	21,804.45		22,055.58		8,892.66		34,967.37
50,000.00	0702-5903	7,296.70		2,534.35			7,296.70-	2,534.35
	0709-5903						7,296.70	7,296.70
29,047.56	0850-8729	1,578.47		1,553.83		1,800.00		1,332.30
107,602.00	0850-8100	4,439.50		6,745.20		8,095.21		3,089.49
1,511.00	0850-8579	130.80		74.07				204.87
	0850-8570	246.19		321.23				567.42
2,000.00	0850-8111	209.86		107.38		160.75		156.49
1,516.59	0850-8854	67.93		76.26		50.00		94.19
3,315.69	0850-8101	250.81		157.16		300.00	49.56	157.53
21,299.22								
1,175.00	0850-8520	39.18		61.15		59.00		41.33
29,450.29	0850-8105	2,650.39		1,533.34		2,370.46		1,813.27
990.50	0850-8102	122.07		52.60				174.67
13,125.00	0850-8103	439.99		573.94		300.00		713.93
4,369.21								
1,795.16								
2,988.14								
2,604.94								
2,517.47								
3,164.78								
2,944.65								
2,937.13								
3,548.12								
3,047.50								
3,329.88								
1,071.35								
1,181.80								
825.85								
151.64								
56.85								
48.82								
1,636.73	0850-8104	82.80		81.90				164.70
10,658.90	0940-4028	551.15		555.10		300.00		806.25
35,230.12								
1,000.00	0850-8106	50.89		50.05				100.94
10,000.00	0850-8107	554.66		499.59		540.00		514.25
5,848.05								
181,900.29	0940-4029	20,677.51		9,092.72		6,556.54		23,213.69
50,000.00	0685-5910	1,361.48		511.78		1,361.48		511.78
	0697-5918	3,829.57		2,047.14		2,529.72		3,346.99
8,822.05	0850-8109	329.35		353.81		170.00		513.16
970.00	0850-8108	98.47		49.60		98.47		49.60
44,132.59								
10,023.01	0850-8110	1,020.29		512.97		725.00		808.26
20,000.00	0850-8730	1,036.07		1,023.66		1,000.00		1,059.73
1,604.34	0850-8112	144.37		80.81				225.18
683.00	0850-8731	95.92		48.41		73.00		71.33
	0850-8113	95,639.33		81,902.60		29,496.50		148,045.43
30,000.00	0697-5916	612.87	10,000.00	1,518.97		13,095.03		963.19-
9,583.50								
11,760.00	0850-8114	152.87	300.00	577.94		300.00	60.00	790.81
10,000.00	0850-8115	894.08		512.51		630.00		776.59
5,000.00	0850-8116	447.04		256.26				703.30

STATEMENT OF ENDOWMENT FUNDS
July 1, 1969 to June 30, 1970

EXHIBIT D

Fund No.	Name	Endowment				Earnings Transferred To Principal
		Principal July 1, 1968	Endowment Gifts	Transfers	Adjustments	
3225	Joseph S. Almas Memorial Law School Fund	1,500.00				
3226	A.W. Spellacy Memorial Scholarship	450.00	100.00			
3227	John B. Cronin Scholarship Fund	677,780.58	2,631.01			
3228	Minnesota Law School Fund	27,500.00		1,382.47		
3229	The Toni Blegen Memorial Transplant Research Fund	6,694.48				346.98
3230	Albert Beebe White Memorial Fund	14,091.33				
3231	Katherine M. Roberts Memorial Scholarship	5,400.00				
3232	Jonas G. Schwartz Scholarship in Human Relationships	5,100.02				
3233	J. Donald Smith Memorial Fund	520.00				
3234	Clara Brown Army Research and Lecture Fund	8,059.00	26.00	435.00		
3235	Uruguay-Minnesota Exchange Scholarship Fund	32,290.32		3,756.02		1,732.46
3236	Myrtle V. Shisler Agricultural Scholarships	5,000.00				
3237	Ned C. Olson Scholarship in Veterinary Medicine	1,422.00				
3238	Cora B. Fogg Fund	6,000.00				
3239	Clara Brown Army Class of 1913 - 50th Anniversary Fund	33,150.44	77.62			
3240	Ralph Rapson Architectural Education Fund	1,307.87				67.52
3241	Crippled Child Relief Fund	5,000.00				
3242	Ione M. Jackson Scholarship for Dental Hygiene Education	5,297.50	110.00			
3243	Carl M. Oberg Memorial Fund	56,259.96				
3244	Fred K. Butters Fund	25,105.82				
3245	Norman Johnston De Witt Memorial Award in Humanities	8,558.98		750.00		
3246	Hormel Institute-Vacation Accrual Fund	15,692.76		20,211.88		1,574.66
3247	Charles M. Goethe Memorial Fund in Eugenics	181,501.27				8,908.35
3248	Clifford T. McColgan Memorial Fund	32,200.00				
3249	Gertrude Goodridge Professional Responsibility Fund	204,699.38				
3250	Dean J.W. Buchta Memorial Fund in the University College	12,430.47		500.00		
3251	Leta Oakes Cancer Research Fund	5,000.00				
3252	Gordon O. Voss Memorial Scholarship Fund	7,500.00				
3253	Mary Jo Kwako Memorial Scholarship Fund	1,663.83	265.00			
3254	John G. Williams Memorial Scholarship Fund	10,101.34	10,000.00			
3255	Benedict Deinard Memorial Scholarship Fund	7,573.00	12,447.00			
3256	Alfred D. Milburn Medical School Scholarship	67,788.64				
3257	Benjamin Shapiro Memorial Fund	25,000.00				
3258	Max Seham Lectureship	8,000.00				
3259	Dr. Richard W. Giere Torske Klubben Fellowship	30,000.00				
3260	Hugh H. Barber Law School Memorial Fund	2,300.00				
3261	Wells H. Paschall Memorial in Architecture Fund		1,000.00			
3262	Simon Meshbesh Memorial Scholarship Fund		10,790.00			
3263	Dora Hanson Fellowship for Graduate Medical Students		25,000.00			
3264	Herman M. Schoberg Medical Student Scholarship Endowment		5,000.00			
3265	Helen A. Young Memorial Scholarship Fund Endowment			3,500.00		
3266	Arthur T. Pfefer Memorial Fund		1,673.00		6.00	
3267	Ashton C. Cuckler Lectureship in Pharmacy		10,000.00			
3268	Elva C. Moore Memorial Award		1,192.00	10.00		
3269	Harold Pond Athletic Fund		1,500.00			
3270	Frank Pond Athletic Fund		15,567.90			
3271	Michigan Animal Breeders Dividend				9.79	
3272	Dr. Edward L. Tuohy Memorial Fund		10,000.00			311.95
3273	Duane Lindsay Athletic Fund		8,625.00			

STATEMENT OF ENDOWMENT FUNDS
July 1, 1969 to June 30, 1970

EXHIBIT D

Current Restricted Funds								
Balance June 30, 1970	Account No.	Balance July 1, 1969	Gifts	Interest Income	Other Income	Expenditures	Transfers	Balance June 30, 1970
1,500.00	0940-4030	127.85		76.90				204.75
550.00								
680,411.59	0850-8117	26,080.25		32,577.31		16,150.28		42,507.28
28,882.47	0940-4031			1,382.47			1,382.47-	
7,041.46	0697-5917	5.00						5.00
14,091.33	0850-8118	1,075.62		722.45		500.00		1,298.07
5,400.00	0850-8812	270.88		275.82		225.00		321.70
5,100.02	0850-8119	575.50	70.00	264.99		450.00		460.49
520.00	0850-8732	104.45		26.94		12.00		119.39
8,520.00	0940-4624	548.06		423.42		6,144.21		5,172.73-
37,778.80								
5,000.00	0850-8737	347.39		259.81		300.00		307.20
1,422.00	0850-8733	47.11		73.80		50.00		70.91
6,000.00	0850-8734	166.82		155.84				322.66
	0850-8735	166.83		155.84				322.67
33,228.06	0850-8736	1,847.96		1,722.63		283.85		3,286.74
1,375.39	0850-8584	8.45	500.00					508.45
5,000.00	0850-8583	304.93		259.71		500.00		64.64
5,407.50	0850-8120	234.14		265.54		200.00		299.68
56,259.96	0850-8121	3,418.73		2,921.01				6,339.74
25,105.82	0940-4037					535.00	1,318.36	783.36
9,308.98	0850-8585	47.61-		466.38				418.77
37,479.30								
190,409.62								
32,200.00	0940-4399	1,051.10		1,578.67				2,629.77
204,699.38	0940-4033	6,759.52		10,029.11		2,044.00		14,744.63
12,930.47	0850-8586	342.64		625.44		134.88		833.20
5,000.00	0685-5912	127.24		251.89				379.13
7,500.00	0850-8813	556.57	105.00	377.83		300.00		739.40
1,928.83	0850-8855	25.12		93.37				118.49
20,101.34	0850-8123	171.49		693.51				865.00
20,020.00	0850-8587	70.29		920.10				990.39
67,788.64	0850-8122	875.93		3,466.10		875.00		3,467.03
25,000.00	0940-4034	323.01	100.00	1,278.28				1,701.29
8,000.00	0940-4035	505.00	200.00	411.23		430.75		685.48
30,000.00	0850-8501	10,138.59	3,473.00	2,323.05		2,731.00		13,203.64
2,300.00								
1,000.00	0850-8588			40.04		11.55		28.49
10,790.00	0850-8589			429.79				429.79
25,000.00	0850-8590			1,002.64				1,002.64
5,000.00	0850-8591			257.08				257.08
3,500.00	0850-8738			179.91				179.91
1,679.00								
10,000.00	0940-4038			214.17				214.17
	0940-4039			214.17				214.17
1,202.00	0850-8814		50.00	39.04		50.00		39.04
1,500.00								
15,567.90								
9.79								
10,311.95								
8,625.00								

STATEMENT OF ENDOWMENT FUNDS
July 1, 1969 to June 30, 1970

EXHIBIT D

Fund No.	Name	Endowment				Earnings Transferred To Principal
		Principal July 1, 1968	Endowment Gifts	Transfers	Adjustments	
3274	Cyril P. Pesek Athletic Endowment		9,194.85			
3275	Claire I. Long Athletic Endowment		2,137.50			
3276	School of Public Health Endowment Fund			24,029.81		749.57
3277	Professor and Mrs. F.L. Kildow Scholarship Endowment			10,000.00		
3278	Martin B. Ruud Memorial Fund Fellowship in Department of English		90,154.32			
3279	Jennie Siebold Memorial Scholarship in Nursing Endowment			2,500.00		
3280	Lucetta Bissell Memorial Fellowship Endowment		16,460.60			
3281	Lucetta Bissell Memorial Scholarship Endowment		4,115.15			
3282	School of Journalism Alumni Association Scholarship Endowment		77.50	4,500.00		
3283	James S. Barden Memorial Award Endowment			1,070.00		
3284	Salkin Foundation Music Scholarship Endowment		2,500.00			
3285	Richard M. Elliott Memorial Fund		25,800.00			579.94
3286	Thomas M. and Drucilla Paist McGill Memorial Fund		23,857.08			
3289	Lewis S. and Florence E. Diamond Student Aid		65,039.70			164.62
3290	Robert C. McClurg and Bruno H. Green Law Scholarship		25,000.00			
3291	Walter Quirt Memorial Fund			496.43		4.82
3516	William R. Vance Scholarship Fund	24,927.99				
3517	Norwegian-American Graduate Fellowship	11,307.55	93.00			
3518	Gordon Foundation Inc. Scholarship	22,564.78		1,096.31-	45.62	1,301.21
3519	Irene F. Jackson Memorial Fund Library Science	18,992.40				
3520	Mary E. Head Charity Fund	2,000.00				
3521	Theodore Christianson Jr. Memorial Scholarship	4,461.12		608.94-	123.76	
3522	Clara A. Helwig Scholarship	25,760.08				
3524	Class of 1906 Scholarship	4,657.29	105.00			
3526	Thomas F. Barnhart Memorial Scholarship	7,560.45		600.00		
3527	Tres F. Goetting Memorial Scholarship					
3528	Edmund J. Longyear Scholarship Fund	2,116.23				
3529	Stanley Buckman Fund	22,500.00	5,000.00			
3531	Dr. J. Anna Norris Scholarship	11,534.98				
3532	Thomas M. Partridge Memorial Scholarship	5,000.00				
3534	Robert Best Medical School Scholarship	2,768.60				157.34
3535	Augustus L. Searle Scholarship	372,375.00				
3536	Hormel Institute Endowment Fund	110,195.83		10,211.88-		6,006.46
3537	Stephen A. Somsen Scholarship	1,000.00				
3538	Walter D. Boutell Memorial Scholarship	45,000.00				
3540	Francis H. DeGroat Memorial Award	1,500.00				
3541	Claude A. Mather Memorial Scholarship	10,000.00				
3542	Forest Products Marketing Scholarship	5,000.00				
3543	Elvin C. Stakman Endowment Fund	8,531.54				
3545	Frank H. Peavey Freshmen Sophomore Debate Fund	4,000.00				
3551	J.L. Washburn Memorial Fund	3,692.96				
3554	Frederick Klaeber Scholarship	51,878.12		708.30		
3555	Margaret H. Kendall Educational Aid Fund	45,123.66				
3556	Belle B. Sorensen Music Fund	32,772.67				
3557	University Theatre and Fine Arts Building Fund	679.63				43.04
3560	Marion W. Selvig Award Fund	1,000.00				
3561	Elliott M. Baron Memorial Award	1,300.00		300.00		
3562	General Research Pharmaceutical Chemistry and Allied Fields	6,852.06				
3563	Lectureship Fund in Cancer, Biology and/or Physiology	10,000.00				
3564	Martin W. and George L. Case Medical Scholarship	10,300.00				
3567	Caroline M. Crosby Memorial Fellowship in Botany	26,400.00				

STATEMENT OF ENDOWMENT FUNDS
July 1, 1969 to June 30, 1970

EXHIBIT D

Current Restricted Funds								
Balance June 30, 1970	Account No.	Balance July 1, 1969	Gifts	Interest Income	Other Income	Expenditures	Transfers	Balance June 30, 1970
9,194.85								
2,137.50								
24,779.38								
10,000.00	0850-8592			277.00				277.00
90,154.32								
2,500.00	0850-8125			2,267.63				2,267.63
16,460.60								
4,115.15	0850-8126			113.11				113.11
4,577.50	0850-8127			556.73			306.99	863.72
1,070.00	0850-8129			10.37				10.37
2,500.00	0850-8595			57.69				57.69
26,379.94								
23,857.08	0850-8739			550.73				550.73
65,204.32								
25,000.00	0850-8602			461.64				461.64
501.25	0850-8598						4.82	4.82
24,927.09	0850-8500	3,948.48		1,734.46		1,000.00		4,682.94
11,400.55								
22,815.30	0850-8000	.41				1,096.72	1,096.31	
18,992.40	0850-8001	1,158.81		1,020.11		1,000.00		1,178.92
2,000.00	0940-4361	1,226.16		141.96				1,368.12
3,975.94	0850-8582	8.42-		261.72		600.00	608.94	262.24
25,760.08	0850-8800	4,679.39		1,826.37		1,000.00		5,505.76
4,762.29	0850-8002	597.93		276.19		300.00		574.12
8,160.45	0850-8502	1,101.39		529.80		405.00	600.00-	626.19
	0850-8003	163.27				163.27		
2,116.23	0850-8004	734.66	1,000.00	143.78		1,100.00		778.44
27,500.00	0850-8713	2,789.54		1,370.73		800.00		3,360.27
11,534.98	0850-8005	1,538.95		795.34				2,334.29
5,000.00								
2,925.94								
372,375.00	0850-8701	22,809.26		22,859.29		10,048.13		35,620.42
105,990.41								
1,000.00	0850-8801	44.30		91.00		120.00		15.30
45,000.00	0850-8008	5,325.75		3,145.87		2,919.00		5,552.62
1,500.00	0850-8802	800.50		106.47				906.97
10,000.00	0850-8009	2,774.20		718.90				3,493.10
5,000.00	0850-8702	1,743.94		705.25		900.00		1,549.19
8,531.54	0940-4600	1,290.28		558.65	5.00-	468.37		1,375.56
4,000.00	0850-8503	1,129.21		287.56				1,416.77
3,692.96	0850-8803	961.23		272.09		300.00		933.32
52,586.42	0850-8011	3,906.12		3,863.86		3,198.60		4,571.38
45,123.66	0850-8512	4,796.94		3,530.80		4,775.00		3,552.74
32,772.67	0850-8013	3,078.71		2,656.29		2,700.00		3,035.00
722.67								
1,000.00	0850-8900	269.50		71.89				341.39
1,600.00	0850-8504	363.52		123.40			300.00-	186.92
6,852.06	0731-5901	2,701.44		593.32		644.73		2,650.03
10,000.00	0940-4601	6,605.95		910.00				7,515.95
10,300.00	0850-8014	1,623.17		765.31		1,620.00		768.48
26,400.00	0850-8505	2,762.02		2,402.40		1,552.00		3,612.42

STATEMENT OF ENDOWMENT FUNDS
July 1, 1969 to June 30, 1970

EXHIBIT D

Fund No.	Name	Endowment				Earnings Transferred To Principal
		Principal July 1, 1968	Endowment Gifts	Transfers	Adjustments	
3569	Walter B. Cline Memorial Scholarship	2,867.17				
3570	Owen H. Wangensteen Surgical Education Fund	4,495.00				
	Instructional Trust Funds	15,282.95				
3571	Henrietta Zaun Fund for Cancer Research	36,500.49				
3572	Herman J. Lange Scholarship	12,000.00				
3573	Edward E. Davidson Memorial Scholarships	44,229.12				
3574	Anna Von Helmholtz-Phelan Scholarship in Writing	2,009.22		166.83		
3575	Physicians Hospitals and Supply Co. and Ulmer Pharmacal Co. Fund	8,186.11	1,000.00			
3576	Wallace H. Cole Fund	97,194.03				
3578	Earle M. Barrows Fund for Cancer Research	15,898.58				
3582	Henry J. Fletcher Memorial Aid Fund	17,970.09				
3583	Neurology Research Fund	53,614.03	7,000.00			
3585	George S. Clark Trust Fund	343,070.99				
3586	Boothby-Lovelace Surgical Travel Fellowship	19,363.52				
3588	Albert E. Grapp Trust Annuity Fund	569,323.10			987.50-	49,582.81
3591	H.W. Wilson Scholarship	25,000.00				
3592	Wilbur A. Cherry Memorial Fund	75,082.60				
3593	Henry A. and Winifred B. Erikson Lectureship in Physics	3,012.80				
3594	Helen Bunn Research in Human Genetics	20,500.00		1,500.00		
3595	Henry L. Williams Memorial Scholarship	141,653.13	11,355.38	1,297.25		8,620.98
3596	G. Nelson Dayton Fund for Cancer Research Malignant Disease Fund	591.05				50.14
3597	Metropolitan Opera Guarantee Fund	112,447.95		6,000.00-		6,384.56
3598	Henry J. Davis Awards of Merit	8,361.80				636.64
3599	Clarence G. Orendorff Fund	18,869.64				
3600	Mayo Foundation	3,344,645.90				
3601	William J. Murphy Endowment Fund for Educational Purposes	1,013,134.19		68,485.70-		
3602	Minnesota Hospital and Home for Crippled Children For Other Purposes	2,555,054.05		1,135.68		
	Operating temporarily as an endowment	1,122,475.58		152,091.26		
	Land Rentals					
	Hospital Service In-Patient					
3603	Caleb Dorr Fund: For student aid	85,470.09				
	Operating temporarily as an endowment	6,231.35				
	College fellowships					
	College scholarships					
	Waseca scholarships					
	Reserve Caleb Dorr Fund					
3606	Cosmopolitan Club Loan Fund	200.00				
3607	Elliot Trust Fund: Operating temporarily as an endowment	217.36				
	For loan funds	5,000.00				
3609	Gilfillan Trust Fund: Operating temporarily as an endowment	9,230.00				
	For loan funds	40,770.00				
3610	Edward M. and Effie R. Johnson Loan Fund	5,000.00				
3611	Law Alumni Scholarship Loan Fund	44,278.90				
3613	Lind Fund for Crippled Children	6,613.07				
3615	Ludden Estate Fund: Operating temporarily as an endowment	1,500.00				
	For loan funds	6,207.00				
3616	Ludden Real Estate Fund: Operating temporarily as an endowment	41,091.85				
	For loan funds	1,331.35				
3617	Ludden Trust Fund: Operating temporarily as an endowment	9,984.72				
	For loan funds	10,000.00				
3619	Minnesota State Organization for Public Health Nursing Fund	534.37				
3627	Class of 1902 Loan Fund	14,628.42				
3632	Helen Dwan Fund	2,058.75				
3641	W.J. Bryan Prize	933.24		23.80		

STATEMENT OF ENDOWMENT FUNDS
July 1, 1969 to June 30, 1970

EXHIBIT D

Current Restricted Funds								
Balance June 30, 1970	Account No.	Balance July 1, 1969	Gifts	Interest Income	Other Income	Expenditures	Transfers	Balance June 30, 1970
2,867.17	0850-8506	1,004.66		261.17		500.00		765.83
4,495.00								
15,282.95	0940-4000	3,306.56		1,292.20		3,141.54		1,457.22
36,500.49	0697-5900	3,729.49		3,321.50		2,291.70		4,759.29
12,000.00								
44,229.12	0850-8015	4,741.66		3,609.97		4,608.32		3,743.31
2,176.05	0850-8006	121.50		145.33			166.83-	100.00
9,186.11	0940-4001	275.70	1,000.00	480.66		111.80		1,644.56
97,194.03	0697-5901	8,528.93		7,595.77			8,528.93-	7,595.77
	0711-5901					4,311.45	8,528.93	4,217.48
15,898.58	0685-5908	1,462.90		1,446.90		1,662.90		1,246.90
17,970.09	0850-8507	2,780.32		942.21				3,722.53
60,614.03	0702-5900	16,418.04		4,005.73		15,916.09		4,507.68
343,070.99	0688-5900	46,669.81		30,290.00		28,604.76		48,355.05
19,363.52	0850-8508	2,082.03		1,731.73		1,944.47		1,869.29
617,918.41								
25,000.00	0850-8007	4,192.06		1,787.24		1,000.00		4,979.30
75,082.60	0850-8509	21,371.46	452.00	6,131.31		3,251.50		24,703.27
3,012.80	0940-4602	1,241.76		170.01		307.14		1,104.63
22,000.00	0788-5900	1,971.90		1,554.74			1,500.00-	2,026.64
162,926.74	0850-8510	13,370.05	65,114.65	1,404.02	6,011.75	70,377.26	8,260.25	23,783.46
641.19								
112,832.51								
8,998.44	0850-8511	2,430.27						2,430.27
18,869.64	0850-8010	3,001.25		1,508.78				4,510.03
3,344,645.90	0402-3218	41,398.92		279,375.46		307,481.52		13,292.86
944,648.49	0400-2014	73,442.86-		79,791.08		73,027.54	68,485.70	1,806.38
2,556,189.73								
1,274,566.84	0940-6909					225.00	225.00	
	0940-1017				2,475.00		2,475.00-	
	0940-4299		100.00	269,848.94		120,100.00	149,848.94-	
85,470.09								
6,231.33								
	0850-8703	2,860.94		8,301.02		2,000.00	6,265.35-	2,896.61
	0850-8704	3,470.00				4,194.82	6,110.07	5,385.25
	0850-8904					400.00	400.00	
	0850-0909	6,510.07					244.72-	6,265.35
200.00								
217.36								
5,000.00								
9,230.00								
40,770.00								
5,000.00								
44,278.90								
6,613.07								
1,500.00								
6,207.00								
41,091.85								
1,331.35	0850-8559	200.00		100.00		100.00		200.00
9,984.72								
10,000.00								
534.37								
14,628.42	0850-8049	56,747.53	25,237.00	1,041.04		36,457.00	12,496.59	59,065.16
2,058.75	0850-8512	239.42		187.46		175.00		251.88
957.04	0850-8513	100.00		73.80			23.80-	150.00

STATEMENT OF ENDOWMENT FUNDS
July 1, 1969 to June 30, 1970

EXHIBIT D

Fund No.	Name	Endowment				Earnings Transferred To Principal
		Principal July 1, 1968	Endowment Gifts	Transfers	Adjustments	
3643	Nina M. Cohen Scholarship	2,240.34				
3644	R.E. Cutts Memorial Fund	1,345.26				109.11
3645	Gideon Memorial Fund	774.06				
3646	Samuel B. Green Scholarship	470.97				
3647	Horton Art Scholarship	1,761.60				
3648	Albert Howard Scholarship	5,466.79				
3649	Edward M. and Effie R. Johnson Scholarship	12,777.07				
3650	John A. Johnson Memorial Fund	22,085.13				
3651	Charles Lathrop Pack Forestry Prize	2,000.00				
3652	Capt. DeWitt J. Payne Memorial Fund	18,307.82				
3653	Shevlin Fellowship	42,830.23				
3654	A.D. Wilson Prize	381.95				
3655	Fellowship Association of the University of Minnesota	5,689.88				
3656	Clara Ueland Fellowship	15,099.51				
3657	Eitel Scholarship	78,418.75				
3658	Coffman Educational Research Foundation Scholarship	5,366.01				
3659	Law Faculty Scholarship and Loan Fund	19,690.88				
3660	Mary L. Bull Scholarship	847.69				
3661	Thomas F. Andrews Fellowship in Geology	4,566.11				
3662	E.M. Freeman Medal for Student Leadership	100.00				
3663	Howard Baker Fellowship	11,924.10				1,037.22
3664	Clarissa W. Marsh Memorial Scholarship	5,000.00				
3666	Reyerson Research Fund	24,736.79				1,269.81
3667	James E. Moore Trust Fund	56,162.72				
3670	Frederick J. Wulling Trust Fund	5,658.00		6,306.55		
3671	Herschel V. Jones Journalism Fund	31,546.22				
3672	William A. Lawhead Loan Fund	2,000.00				
3673	Class of 1889 Memorial Prize	2,000.00				
3674	General Research Endowment	301,963.27		88,000.00-	22,474.22	
3675	St. Paul Central University of Minnesota Scholarship	10,258.21				
3679	Thomas F. Andrews Endowment for Research Prize (Sigma Xi)	2,501.45				
3681	Parents' Publishing Association Fund for Educational Purposes	97,424.74				
3682	Adolph Erickson Fund for Social Welfare	2,606.85				
3685	Ruedlinger Memorial Fund	140.81				
3693	John B. Johnston Educational Fund	8,657.90				
3695	John C. Frizzell Estate Fund	5,667.57				
3696	Earle C. Bailie Fund	1,499.80				
3700	Thomas F. Wallace Scholarship	50,589.32				
3706	Northwest School O.W. Peterson Memorial Fund	205.95				
3707	Josiah and Sarah E. Lothrop Scholarship	7,540.70				
3708	Pioneer Fund	5,520.74		429.73	942.09-	152.29
	Art History					
	Studio Arts					
	Rental					
	Music					
3711	University of Minnesota Hospitals Bed Endowment Fund	3,704.42				266.63
3712	Josephine L. Merriam Trust Fund					
	Rental - Northwestern Bank	663,362.97		14,045.00		
3714	Bertha Weiskopf Memorial Fund					
3715	Twin City Milk Producers Association Equity Fund	10,057.24				
3719	Endowment Fund of the School of Nursing: Operating temporarily as an endowment	500.00		500.00-		
	Instructional Trust Funds	7,810.98		500.00		
3720	Charles P. Sigerfoos Fellowship in Zoology	9,801.24		231.28		
3721	Margaret S. Hunt Scholarship	13,659.82				980.43
3723	Diehl-Copavin Fund	42,988.39				2,915.00
3724	John H. Rishmiller Scholarship and Loan Fund	66,324.31		3,251.70		
	Rental - Rishmiller Farm					
	Vanderpool Farm					

STATEMENT OF ENDOWMENT FUNDS
July 1, 1969 to June 30, 1970

EXHIBIT D

Current Restricted Funds								
Balance June 30, 1970	Account No.	Balance July 1, 1969	Gifts	Interest Income	Other Income	Expenditures	Transfers	Balance June 30, 1970
2,240.34	0850-8016	401.43		199.29		200.00		400.72
1,454.37	0850-8514	474.60				126.38		348.22
774.06	0850-8706	87.93		62.79				150.72
470.97	0850-8707	321.52		42.77		16.93		347.36
1,761.60	0850-8515	464.60		160.16		375.00		249.76
5,466.79	0850-8516	1,800.38		497.77		480.00		1,818.15
12,777.07	0850-8517	1,208.05		1,162.98		800.00		1,571.03
22,085.13	0850-8017	2,685.36		1,548.82		2,340.00		1,894.18
2,000.00	0850-8708	964.06		182.00		105.00		1,041.06
18,307.82	0850-8518	1,929.72		1,666.21		1,750.00		1,845.93
42,830.23	0850-8519	3,535.81		2,936.57		2,000.00		4,472.38
381.95	0850-8709	340.35		33.67				374.02
5,689.88	0850-8520	2,979.31		517.79		75.00		3,422.10
15,099.51	0850-8521	3,176.23		1,270.91				4,447.14
78,418.75								
5,366.01	0850-8522	3,748.70		488.67				4,237.37
19,690.88	0850-8523	3,617.25		1,769.95				5,387.20
847.69	0850-8710	103.18		77.35		100.00		80.53
4,566.11	0850-8524	1,643.80		373.10				2,016.90
100.00	0850-8711	22.32		9.10		8.48		22.94
12,961.32	0850-8525	55.71				55.71		
5,000.00	0850-8804	1,661.17		354.90		330.00		1,686.07
26,006.60								
56,162.72	0697-5904	4,127.14		4,711.07		3,754.35		5,083.86
11,964.55	0940-4002	1,790.75		426.79		132.90		2,084.64
31,546.22	0940-4003	5,269.86	805.30	451.33		71.51		6,454.98
2,000.00								
2,000.00	0850-8526	1,407.12		182.00				1,589.12
236,437.49	0850-8239				180.01	71,089.43	77,980.00	7,070.58
	0850-8594					9,652.97	10,000.00	347.03
	0940-1533		500.00	18,941.38		5,289.95	9,146.00	5,005.43
	0940-4484					331.59	7,206.00	6,874.41
10,258.21	0850-8018	1,645.33		890.89		620.00		1,916.22
2,501.45	0850-8527	654.22		216.58		200.00		670.80
97,424.74	0401-4911	22,224.71		8,426.51		14,965.99	14,147.29	29,832.52
2,606.85	0940-4363	2,278.99		235.69		431.60		2,083.08
140.81	0850-8712	32.57		12.74				45.31
8,657.90								
5,667.57	0940-4365	3,968.07		515.97				4,484.04
1,499.80	0940-4366	649.02	27.30	136.50		115.50		697.32
50,589.32	0850-8528	4,489.25		4,128.67		2,000.00		6,617.92
205.95	0850-8905	121.37		19.11				140.48
7,540.70	0850-8019	580.15		558.74		300.00		838.89
5,160.67								
	0850-8529	1,233.47		38.07		975.00	146.54	443.08
	0850-8581	504.51		38.07		400.00	142.58	285.16
	0940-1013				1,601.00			
	0940-4004	1,806.00		76.15		1,000.00	1,601.00	1,764.30
3,971.05								
677,407.97	0850-8020	25,000.00		28,883.22		21,455.00	3,545.00	28,883.22
	0940-1016				10,500.00		10,500.00	
	0850-8021	151.26	150.00			301.26		
10,057.24								
8,310.98	0940-4006	5,081.94		738.92		300.00		5,520.86
10,032.52	0850-8558	500.00		731.28		500.00	231.28	500.00
14,640.25								
45,903.39								
69,576.01	0850-8022	4,500.00		4,621.80		1,418.00	3,121.80	4,582.00
	0940-1015				210.00		210.00	
	0940-6907					80.10	80.10	

STATEMENT OF ENDOWMENT FUNDS
July 1, 1969 to June 30, 1970

EXHIBIT D

Fund No.	Name	Endowment				Earnings Transferred To Principal
		Principal July 1, 1968	Endowment Gifts	Transfers	Adjustments	
3725	Alexander P. and Lydia Anderson Fellowship	25,216.67				
3726	Julia C. Upson Fund	226.35				
3727	Elias P. Lyon Medical Lectureship	4,575.32				
3728	Appreciation Day Band Fund	5,719.39				
3729	Maroon and Gold Scholarship Fund	1,141.37				81.90
3730	E.W.D. Holway Herbarium Fund	1,349.78				
3733	Sigma XI Scholarship	5,215.00		1,100.00		
3735	Emil Oberhoffer Fund	10,000.00				
3737	Floyd B. Olson Cancer Memorial Fund	25,000.00				
3738	Kappa Epsilon Award	425.00				
3739	Carl Schlenker Memorial Scholarship	13,164.82				
3740	Dr. James W. and Alice B. O'Neil Fund for Deserving Students of Dentistry	5,000.00				
3741	Laverne Noyes Foundation	90,844.76				
3742	Josephine L. Harper Memorial Fund	4,924.39				
3743	Class of 1890 Fellowship	3,050.37				
3748	Haydn S. and Mary M. Cole Fellowship	46,409.37				
3753	William A. O'Brien Scholarship	6,474.57	1,256.50			
3755	American Legion Scholarship and Loan Fund	1,000.00				
3756	Chapman Memorial Fund for Research in Entomology	1,272.50				
3757	Weed Munro Law Scholarship	1,000.00				
3758	Fine Arts Fund	6,625.52				
3759	Charles Fremont Dight Eugenics Research Fund	175,111.30				
3760	Wilbur C. Hadden Memorial Fund	538.00				
3762	Merck and Company Research Fund	44,441.10				
3763	Lee Irvin Smith Fund	14,996.27				
3766	University Theatre Building Fund	17,876.47				1,197.11
3767	S.G. Comstock Book Fund for Ada Comstock Hall	1,500.00				
3768	Thomas S. Roberts Fund	34,006.27				
3769	Guy Stanton Ford Lectureship Fund	15,000.00				
3770	Curtis Floyd Jensen Scholarship	10,000.00				
3771	Samuel W. Melendy Memorial Fund Reserve Melendy Plant Garden Melendy Memorial Lectures Investments Fellowships	199,796.35				
3781	Dean E.E. Nicholson Scholarship Fund for Returning Military Students	709.82				50.32
3788	Minnesota Academy of Science - Cedar Creek Forest	1.00				
3791	Land O'Lakes Patronage Fund	3,619.30			309.28	
3792	Frank E. Burch Research Fund in Ophthalmology	454,600.81	10.00			28,951.88
3794	Edgar W. Morrill Scholarship	3,204.41				
3795	William Hodson Memorial Fund	10,517.69				
3796	Mayo Public Health Fund	77,265.02				4,691.78
3798	Staff Welfare Fund	66,219.45				4,109.56
3799	Group Investment Principal Reserve	4,162,242.08		4,162,242.08-		
3815	Michael T. Swifka Memorial Scholarship Fund	9,500.00				
3827	William A. Schaper Memorial Fund	10,000.00				
3835	Joseph W. Beach Memorial Lectureship	15,127.60				
3837	Walter C. Coffey Scholarship	1,000.00				
3838	Adrian E. Buttz Fund	156,802.87				4.41
3839	The Dalton Le Masurier Memorial Lectureship and Scholarship Fund	12,483.10				
3842	Erhard A. Anderson Horticultural Award	10,000.00				
3844	Albert J. Chesley Memorial Lectureship in Public Health	4,763.70				
3846	Minnesota Horticulture Society	35,000.00	1,000.00			
3849	Harlow C. Richardson Scholarship	47,292.97				
3850	Carroll Binder Memorial Awards in Journalism	18,180.07		2,400.00		
3851	Elvira C. Larson Scholarship Fund	18,515.53				
3852	Nellie S. Trufant Memorial Scholarship in Engineering	4,966.63				

STATEMENT OF ENDOWMENT FUNDS
July 1, 1969 to June 30, 1970

EXHIBIT D

Current Restricted Funds								
Balance June 30, 1970	Account No.	Balance July 1, 1969	Gifts	Interest Income	Other Income	Expenditures	Transfers	Balance June 30, 1970
25,216.67	0850-8530	818.20		2,295.02		3,000.00		113.22
226.35	0940-4710	160.79		20.93				181.72
4,575.32	0940-4603	2,795.67		382.20				3,177.87
5,719.39	0850-8531	526.24		520.52		526.24		520.52
1,223.27								
1,349.78	0940-4007	2,221.96		122.85		788.88		1,555.93
6,315.00	0850-8023	1,832.86		413.14		500.00	1,100.00-	646.00
10,000.00	0850-8532	1,041.67		910.00		900.00		1,051.67
25,000.00	0692-5903	12,494.33		2,275.00				14,769.33
425.00	0850-8534	218.02		39.13		50.00		207.15
13,164.82	0850-8535	1,321.56		1,122.94				2,444.50
5,000.00	0850-8536	3,812.50		455.00		600.00		3,667.50
90,844.76	0850-8024	10,432.94	135.00	6,230.77		5,446.00		11,352.71
4,924.39	0850-8025	387.53	155.87					543.40
3,050.37	0850-8537	589.58		277.55		250.00		617.13
46,409.37	0850-8538	69.76-		3,960.32				3,890.56
7,731.07	0850-8026	477.60	1,000.00	417.69		1,285.00		610.29
1,000.00	0850-8539	67.00		91.00		67.00		91.00
1,272.50	0661-5900	116.84		115.57		116.84		115.57
1,000.00	0850-8540	244.21		91.00				335.21
6,625.52	0940-4604	5,214.92	2,500.00	579.67		5,948.50		2,346.09
175,111.30	0788-5901	20,640.98		15,123.20		18,366.87		17,397.31
538.00	0940-4711	199.98		49.14				249.12
44,441.10	0636-5900	12,857.49		4,044.04		777.44-		17,678.97
14,996.27	0636-5901	9,630.17		1,365.00				10,995.17
19,073.58								
1,500.00	0940-4712	1,315.61		136.50				1,452.11
34,006.27	0940-4605	20,815.83	454.83	3,094.91	1,188.32	3,557.62		21,996.27
15,000.00	0940-4606	3,326.75		1,306.76				4,633.51
10,000.00	0850-8541	1,194.84		910.00				2,104.84
199,796.35	0850-8027					4,800.00	4,800.00	
	0850-0908	17,771.93					12,065.23	29,837.16
	0940-4008	213.70		50.00				263.70
	0940-4607	605.20		150.00		104.00		651.20
	0850-1000			16,865.23			16,865.23-	
	0850-8565	9,137.77				7,120.69		2,017.08
760.14								
1.00								
3,928.58								
483,562.69	0705-5900	3,254.76		1,271.32				4,526.08
3,204.41	0850-8057	785.19		291.20				1,076.39
10,517.69	0850-8542	1,581.37		957.32		391.42		2,147.27
81,956.80								
70,329.01								
9,500.00	0850-8056	585.59		507.69		500.00		593.28
10,000.00	0850-8029	843.46		737.10		800.00		780.56
15,127.60	0940-4608	3,369.26		1,054.69		850.00		3,573.95
1,000.00	0850-8714	92.40		72.80				165.20
156,807.28	0940-4609	12,188.43		11,055.41			12,011.81-	11,232.03
12,483.10	0940-4610	1,156.69		829.01				1,985.70
10,000.00	0850-8906	733.24		725.27		733.24		725.27
4,763.70	0940-4611	1,068.50		336.97		160.92		1,244.55
36,000.00								
47,292.97	0850-8031	3,933.71		3,341.52		800.00		6,475.23
20,580.07	0850-8543	2,809.68		1,273.82		135.00	2,400.00-	1,548.50
18,515.53	0850-8715	2,120.37		1,260.35		2,000.00		1,380.72
4,966.63	0850-8032	385.67		338.52				724.19

STATEMENT OF ENDOWMENT FUNDS
July 1, 1969 to June 30, 1970

EXHIBIT D

Fund No.	Name	Endowment				Earnings Transferred To Principal
		Principal July 1, 1968	Endowment Gifts	Transfers	Adjustments	
3853	John Y. Breckenridge Memorial Book Award	500.00				
3858	John A. Clark Research in Diseases of Heart and Cancer	34,949.15				
3859	Allan T.H. Bluhm Memorial Award	11,639.31			8.93	
3861	Marcia M. Enbody Scholarship	42,000.00	916.26			
3862	The Cecil A. Krelitz Memorial	10,768.98	175.00			
3863	Harriet Stoll Memorial Scholarship	30,090.48				
3864	Mildred H. Evans Scholarship	22,366.24				
3869	Donald J. Cowling Medical Research Fund: For Research	69,500.00				
	Operating temporarily as an endowment	134,466.26				
3871	Margaret Caldwell Memorial Scholarship in Nursing	414.57				
3874	John P. Fridley Foundation – Undergraduate Scholarship	416,895.07				
	Graduate Fellowship					
3875	Oscar W. Firkins Memorial Fund	17,822.74				
3876	LaVerne Wegener Memorial Award	224.10				
3880	John T. Tate Memorial Scholarship	12,025.00				
3881	Marlow Bergstrom Memorial Fund	188,990.51				
3882	James E. Dorsey Scholarship Fund	8,888.90				
3883	William W. Stout Memorial Fund Graduate Fellowship	199,862.60				
3884	The Carl F. Schlotthauer Memorial Surgery Award	556.05				
3886	Class of 1913 50th Anniversary Fund	4,843.51				269.18
3887	Willes B. Combs Memorial Library Fund	3,804.50				
3888	Paul Goldsborough, Jr. Fund	5,000.00				
3890	Allen W. Edson Award	547.51				
3891	Charles J. Brank – Class of 1902 Scholarships in Botany	40,000.00				
3892	Samuel Kroesh Scholarship	8,524.86			524.86–	495.04
3894	Louise T. Dossdall Scholarship Fund	238,505.95			12,158.72–	12,026.56
3895	Mary L. Edwards Scholarship Duplex	16,524.58				
3896	George T. Walker Fund: For Research	5,562.55				
	For Student Aid	5,562.55				
3897	Ernest Conary Memorial Cancer Research Fund	10,000.00				
3900	Dean E.M. Freeman Scholarship	339.50				
3902	Charles E. Merrill Service Men Rehabilitation Fund	5,185.90				
3903	Harold C. Wieman Scholarship	2,574.58				
3904	William H. Emmons Fund	9,553.25				
3905	J.B. Johnston Lectureship in Neurology	8,000.00				
3906	Leo G. Rigler Lectureship in Radiology	13,005.00				
3909	William S. Pattee Memorial Lectureship	1,404.06				
3910	Frederick B. Wells Trust Fund	80,000.00				
3911	Horace Newhart Research in Otolaryngology	7,735.00				
3913	Lura C. Hutchinson Scholarship	11,348.16		711.71		
3915	John Miller Memorial Fund	510.00				
3916	Owen Wangensteen Surgical Research Fund	18,048.29				1,246.97
3917	John C. Hutchinson Scholarship	11,132.43				
3918	Friends of University of Minnesota Library	1,733.50				
3921	Harriet Walker Fund	26,541.83				
3923	Dufresne Memorial Scholarship: For Student Aid	98,503.33				8,099.72
	Operating temporarily as an endowment	48,525.86				
3924	Clarence C. Causman Memorial Fund – Plant Pathology	20,000.00				
3926	Mary Fisk Cancer and Heart Research	205.00				
3929	Oscar Mather Scholarship	250.00				
3930	Conway MacMillan Memorial Research Fellowship in Botany					
3931	Charles W. Nichols Service Awards	200.00				
3935	Malignant Disease Research Fund Arthur and Stella Sanford Malignant Disease Research	174,225.64	20,000.00			

STATEMENT OF ENDOWMENT FUNDS
July 1, 1969 to June 30, 1970

EXHIBIT D

Current Restricted Funds								
Balance June 30, 1970	Account No.	Balance July 1, 1969	Gifts	Interest Income	Other Income	Expenditures	Transfers	Balance June 30, 1970
500.00	0850-8544	106.50		33.67		27.00		113.17
34,949.15	0685-5901	9,308.14		2,334.15		7,500.00		4,142.29
11,648.24	0850-8033	768.04	533.89			571.47		730.46
42,916.26	0850-8034	3,343.78	1,715.00	2,650.92		4,237.00		3,472.70
10,943.98	0850-8035	1,912.63		623.99		450.00		2,086.62
30,090.48	0850-8036	2,043.77		2,010.19		1,970.00		2,083.96
22,366.24	0850-8037	1,729.61		1,346.80		775.00		2,301.41
69,500.00	0697-5907	18,694.46		12,695.41		9,860.61		21,529.26
134,466.26								
414.57	0850-8038	65.69		23.66				89.35
416,895.07								
	0850-8039	27,167.21		8,724.47		4,820.00		31,071.68
	0850-8545	13,019.98		17,448.95		12,426.51		18,042.42
17,822.74	0940-4010	3,197.40		1,110.20		900.00		3,407.60
224.10	0850-8722	39.92		10.92				50.84
12,025.00	0850-8040	823.16		748.93		790.00		782.09
188,990.51	0685-5902	47,316.41		11,771.76				59,088.17
8,888.90	0850-8546	1,094.28		546.00				1,640.28
199,862.60	0850-8561	9,536.98		6,172.53		6,787.31		8,922.20
	0850-8041	6,741.24		6,172.53		5,867.15		7,046.62
556.05	0850-8716	65.50		34.58		25.00		75.08
5,112.69								
3,804.50	0940-4713	335.50		239.33		281.79		293.04
5,000.00	0850-8555	649.96		298.48				948.44
547.51	0850-8852	127.35		33.67				161.02
40,000.00	0850-8556	3,751.38		2,473.38		2,400.00		3,824.76
8,495.04								
238,373.79								
16,524.58	0850-8053	1,432.39	56.41	903.69		1,140.00		1,252.49
5,562.55	0636-5902	1,129.00		348.98		400.00		1,077.98
5,562.55	0850-8054	730.99		348.99				1,079.98
10,000.00	0685-5905	4,189.77		627.90				4,817.67
339.50	0850-8717	39.31		30.94				70.25
5,185.90	0850-8042	4,545.14		472.29				5,017.43
2,574.58	0850-8043	974.96		233.87				1,208.83
9,553.25	0850-8547	858.84		840.20		271.21		1,427.83
8,000.00	0940-4613	3,149.63		566.93				3,716.56
13,005.00	0940-4614	6,676.41		1,155.70		300.00		7,532.11
1,404.06	0940-4615	602.33		127.40				729.73
80,000.00	0702-5901	23,693.02				1.45	23,691.57-	
	0709-5901		5,782.00		1,900.00	7,198.16	23,691.57	24,175.11
7,735.00	0691-5900	34,081.54	519.40	704.34	5,745.98	14,666.74		26,384.52
12,059.87	0850-8055			711.71			711.71-	
510.00	0850-8907	143.67		46.41		50.00		140.08
19,295.26	0697-5908	89.14						89.14
11,132.43	0850-8044	2,872.14	170.00	1,009.19		340.00		3,711.33
1,733.50	0940-4714	19,339.77	505.00	157.43	7,104.59	9,008.84	8,087.08-	10,010.87
26,541.83	0690-5900	4,596.53		2,007.46		1,318.04		5,285.95
106,603.05								
48,525.86								
20,000.00	0666-5900	16,016.93		1,820.00		156.00		17,680.93
205.00	0685-5906	.89		1.00				1.89
250.00	0850-8718	127.63		22.75		30.00		120.38
	0850-8548	26.70						26.70
200.00	0850-8549	42.16		14.56				56.72
194,225.64								
	0697-5909	15.57				15.57		
	0697-5910	22,483.52	1,880.75	15,629.07		20,977.14		19,016.20

STATEMENT OF ENDOWMENT FUNDS
July 1, 1969 to June 30, 1970

EXHIBIT D

Fund No.	Name	Endowment				Earnings Transferred To Principal
		Principal July 1, 1968	Endowment Gifts	Transfers	Adjustments	
3937	Sarah H. and William B. Folwell Memorial Fund	23,471.07				
3938	William B. Folwell Military Collection Fund	19,218.97				
3943	Maurice L. Rothchild Scholarship	102,202.93	3,592.23			
3944	William L. McKnight Research Fund	373,961.87			149,807.63	
3945	Margaret McGregor Nursing Library Fund	200.00				
3946	Louise C. Bell Fund	5,500.00				
3949	George C. Christian Cancer Research Professorship: For Research	47,017.93				
	Operating temporarily as an endowment	3,480.74				
3950	Dr. H. Oerting Memorial Fund	10,084.65				
3951	Florence M. Wilson Memorial Fund	1,100.00				
3952	Alice Pomeroy Scholarship	4,176.00				
3953	Ray V. Arnold Scholarship	4,176.00				
3955	University of Minnesota Alumni Endowment Fund	169,124.94	35,561.02	4,401.83		
	Minnesota Alumni Scholarship Fund					
	University of Minnesota Alumni Endowment Fund - Greater University Fund					
3958	Student Loan Fund Reserve	322,771.91		120,609.65		
3959	John H. Darling Trust Fund	19,081.25				
3960	American Legion Memorial Heart Research Professorship Trust Fund	518,581.85	3,929.37			
3961	Robert V. Cram Memorial Scholarship	1,562.87				
3963	Fred B. Snyder Greater University Fund	5.00				
3964	Cephas D. Allin Research Fund	5,200.03				
3967	Faith Thompson Scholarship Fund	30,362.65				
3970	Charles H. Smith Trust Fund	37,275.94				
3971	Luthard N. Bergh Memorial Fund	6,082.53	96.00	10.00		221.82
3972	Frances M. Brown Endowment Fund	11,500.00				
3973	John J. Bittner Cancer Research Fund	48,527.07				
3977	O.A. Storvick Memorial Fund	1,785.00				
3978	Sabra M. Hamilton Award in Hospital Administration	1,500.00				
3979	James A. Hamilton Achievement Award in Hospital Administration	2,000.00				
3980	Mary Anderson Cancer Research Fund					
3982	Tollof Thompson Scholarship	5,592.15				
3985	Silas McClure Medical Research Fund	411,704.37				
3986	Junior F. Hayden Estate Fund	28,556.15				
	Geology					
	Botany					
3987	Department of Physics Research Royalties	40,000.00				
3988	Forrest R. Immer Memorial Library Fund	800.00				
3989	Gretchen F. Pillsbury Memorial Fund	31,993.33				2,487.85
3990	George Fahr Lectureship	9,317.26				
3991	Carmen Student Revolving Loan Fund	25,000.00				
3992	George C. Dittman Memorial Fund					
	Ophthalmology Professorship					
	Lectureship	369,851.41				
3994	Ruth L. Morand Fund Arthur Upson Room	3,000.00				
3995	Pioneer Research Fund	2,832.50		1,000.00		
3996	Anne D. Blitz Loan Fund	12,595.12				
3997	Elsa U. Pardee Foundation Professorship in Cancer Biology	80,325.73	22,000.00	982.76-	314.75	
3998	Flour City Architectural Education Fund	4,750.00				
3999	Group Investments Income Stabilization Reserve	933,230.59		933,230.59-		
4000	Group Investment Fund			5,095,472.67	4,308,841.12-	
4010	Permanent University Fund		1,179,436.59	48,746,401.20	15,163,439.20-	
4020	Helen Jane Atkinson Fund			1,920,858.51	170,969.24-	
4025	Royal A. Stone Fund			2,364,574.64	10,698.09-	
71xx	Permanent University Fund	48,746,401.20		48,746,401.20-		
	Total Endowment	\$84,067,659.50	\$1,957,209.58	\$ 321,797.62	\$19,500,962.98-	\$232,409.99

STATEMENT OF ENDOWMENT FUNDS
July 1, 1969 to June 30, 1970

EXHIBIT D

Current Restricted Funds								
Balance June 30, 1970	Account No.	Balance July 1, 1969	Gifts	Interest Income	Other Income	Expenditures	Transfers	Balance June 30, 1970
23,471.07	0702-5902 0709-5902	11,742.32		1,882.79		317.57 471.43	11,424.75- 11,424.75	1,882.79 10,953.32
19,218.97	0940-4715	1,440.55		1,698.06		1,050.00		2,088.61
105,795.16	0850-8045	8,781.72		7,230.86		7,829.00		8,183.58
523,769.50	0697-5911	25,815.69		26,997.70		12,530.04		40,283.35
200.00	0940-4011	31.91		18.20		31.72		18.39
5,500.00	0850-8046	1,447.56		500.50		630.00		1,318.06
47,017.93	0692-5900	4,870.20		4,576.03				9,446.23
3,480.74								
10,084.65	0850-8058	1,122.85		564.20		1,000.00		687.05
1,100.00	0850-8719	114.53		87.36		100.00		101.89
4,176.00	0850-8047	902.84		380.38		500.00		783.22
4,176.00	0850-8048	757.20		380.38		750.00		387.58
209,087.79	0940-4616	10,092.21		10,354.71			2,924.63-	17,522.29
443,381.56								
19,081.25	0940-4617	12,282.02		1,299.48		311.04		13,270.46
522,511.22	0693-5900	45,502.55		47,016.61		35,130.33		57,388.83
1,562.87	0850-8551	174.98		141.05		100.00		216.03
5.00	0940-1113	1,994.42	11,070.00	.91		6,097.70	1,000.00	7,967.63
5,200.03	0608-5900	1,309.18		377.65		200.00		1,486.83
30,362.65	0850-8068	1,702.46		1,681.68		1,702.00		1,682.14
37,275.94	0940-4368	20,994.07		2,930.20		54.25		23,870.02
6,410.35	0685-5903	723.26		221.81				945.07
11,500.00	0940-4618	3,307.11		952.77		618.50		3,641.38
48,527.07	0692-5901	3,442.27		3,100.01		2,302.22		4,240.06
1,785.00	0850-8720	1,228.36		162.89		544.64		846.61
1,500.00	0850-8552	702.14		136.50		61.93		776.71
2,000.00	0850-8553	1,216.93		182.00		14.86		1,384.07
	0685-5904	1,587.52				24.00		1,563.52
5,592.15	0850-8805	921.53		508.69		300.00		1,130.22
411,704.37	0693-5901	7,029.12-	120,686.19	37,464.70		148,034.74		3,087.03
28,556.15								
	0940-4012	1,843.20		1,296.38		1,281.33		1,858.25
	0940-4013	6,934.91		1,296.39	271.18	93.28-		8,595.76
40,000.00	0641-5900	7,846.95		3,640.00		2,990.58		8,496.37
800.00	0940-4716	516.31						516.31
34,481.18								
9,317.26	0940-4619	5,936.80		811.27			150.00	6,898.07
25,000.00								
	0691-5901	56,982.26	18.50	16,293.19	181.65	38,898.56		34,577.04
	0705-5901	99,527.36		16,293.20		16,478.01		99,342.55
369,851.41	0940-4620	271.06		200.00		238.52		232.54
3,000.00	0940-4717	1,909.03		273.00		96.00		2,089.03
3,832.50	0761-5900	1,743.41	3.00	174.72		256.68-	1,000.00-	1,174.81
12,595.12								
101,657.72	0692-5902			14,946.66		15,929.42	982.76	
4,750.00	0850-8554	1,184.68		411.32		750.00		846.00
786,631.55	0850-1099 0850-0712			33,753.24			33,753.24- 61,297.73	61,297.73
34,762,398.59								
1,749,889.27	0940-4621			94,687.06			94,687.06-	
2,353,876.55								
<u>\$67,078,113.71</u>		<u>\$1,589,637.67</u>	<u>\$283,560.02</u>	<u>\$1,678,829.90</u>	<u>\$ 37,919.54</u>	<u>\$1,607,269.98</u>	<u>\$ 70,284.97-</u>	<u>\$1,912,392.18</u>

STATEMENT OF ENDOWMENT FUNDS
July 1, 1969 to June 30, 1970

EXHIBIT D

Fund No.	Name	Endowment				Earnings Transferred To Principal
		Principal July 1, 1968	Endowment Gifts	Transfers	Adjustments	
Summary						
	Net Gain or Loss	\$ 5,095,472.67	\$	\$	\$ 5,881,717.34-	\$
	Permanent University Fund Reserve	3,668.55		3,028.64-		
	Unamortized Losses - U.S. Government Bonds	1,595,240.33- ¹		1,595,240.33		
	General Purposes	50,337,972.98	1,208,177.49	1,568,181.88-	13,669,072.06-	9,657.92
	For Research	6,081,135.62	267,923.18	128,548.72-	172,523.17	40,122.81
	For Student Aid	8,295,168.19	375,016.24	57,438.28	24,378.99	25,265.04
	Funds Subject to Annuity	469,138.70	294.11	2,024.54-	19,492.00-	22,962.32
	For Other Purposes	6,445,790.24	52,031.19	185,574.26-	126,669.70-	38,667.40
	Operating Temporarily as an Endowment	3,079,571.83	53,767.37	556,477.05	987.50-	61,418.40
	For Loan Funds	250,163.64			1.00-	
	Instructional Trust Funds	4,817,620.72				34,316.10
	Subject to Residual Trust Agreement	787,196.69			74.46	
	Grand Total	<u>\$84,067,659.50</u>	<u>\$1,957,209.58</u>	<u>\$ 321,797.62</u>	<u>\$19,500,962.98-</u>	<u>\$232,409.99</u>

¹These losses were incurred in the sale of the U.S. Government Bonds which were transferred to the University from the State. This amount will be recovered through charges to income over a period equivalent to the remaining life of the bonds sold. The bonds were sold because, based on current investment yields, the net income (i.e., after amortization of the above losses) would be considerably enhanced.

STATEMENT OF ENDOWMENT FUNDS
July 1, 1969 to June 30, 1970

EXHIBIT D

Current Restricted Funds								
Balance June 30, 1970	Account No.	Balance July 1, 1969	Gifts	Interest Income	Other Income	Expenditures	Transfers	Balance June 30, 1970
\$ 786,244.67-		\$	\$	\$	\$	\$	\$	\$
36,318,554.45								
6,433,156.06		607,835.47	161,902.27	311,668.50	8,373.28	491,310.66	14,667.24-	583,801.62
8,777,266.74		665,584.37	104,047.32	471,285.36	6,191.76	475,046.62	139,307.75	911,369.94
470,878.59								
6,224,244.87		326,037.06	17,610.43	528,282.99	23,354.50	245,437.65	277,558.47-	372,288.86
3,750,247.15								
250,162.64								
4,851,936.82		9,819.23-		367,593.05		395,475.05	82,632.99	44,931.76
787,271.15								
<u>\$67,078,113.71</u>		<u>\$1,589,637.67</u>	<u>\$283,560.02</u>	<u>\$1,678,829.90</u>	<u>\$ 37,919.54</u>	<u>\$1,607,269.98</u>	<u>\$ 70,284.97-</u>	<u>\$1,912,392.18</u>

**SUMMARY OF GROUP INVESTMENT
FUND AND PERMANENT UNIVERSITY FUND
June 30, 1970**

SCHEDULE D-1

	Group Investment Fund	Permanent University Fund	Total	Percent
Funds Invested by Investment Managers:				
Bond Manager:				
Thorndike, Doran, Paine and Lewis	\$11,534,509.58	\$24,688,546.60	\$36,223,056.18	58.8
Equity Managers:				
T. Rowe Price and Associates	6,066,638.57	1,920,806.83	7,987,445.40	13.0
Brokaw, Schaenen and Clancy and Company	6,699,420.12		6,699,420.12	10.9
Moody's Alliance Capitol Corporation		8,073,486.23	8,073,486.23	13.1
Sub-Total	<u>\$24,300,568.27</u>	<u>\$34,682,839.66</u>	<u>\$58,983,407.93</u>	<u>95.8</u>
Funds Held by Regents:				
Cash	\$ 235,526.83	\$ 659.70	\$ 236,186.53	.4
Securities	2,297,328.10	78,899.23	2,376,227.33	3.8
Sub-Total	<u>\$ 2,532,854.93</u>	<u>\$ 79,558.93</u>	<u>\$ 2,612,413.86</u>	<u>4.2</u>
Grand Total	<u><u>\$26,833,423.20</u></u>	<u><u>\$34,762,398.59</u></u>	<u><u>\$61,595,821.79</u></u>	<u><u>100.0</u></u>

**SUMMARY OF SEPARATELY INVESTED
FUNDS AND FUNDS HELD IN TRUST
June 30, 1970**

SCHEDULE D-2

Separately Invested Funds:				
Funds Invested by Investment Managers: (Market Value)				
Northwestern National Bank, Trust Department –				
Minneapolis	\$	\$1,047,070.94	\$	
First Trust Company of St. Paul		<u>1,314,108.47</u>	2,361,179.41	51.1
Funds Held by Regents: (Gift Value)				
Cash			\$ 297,561.00	6.4
Investments				
Securities	1,456,398.01			
Less Unamortized Discount	<u>3,821.32</u>	1,452,576.69 ¹		31.5
Real Estate		<u>506,346.00</u>	2,256,483.69	11.0
Sub-Total			<u>\$4,617,663.10</u>	<u>100.0</u>
Funds Held in Trust:				
Total Funds in Trust			<u>864,628.82</u>	
Grand Total			<u><u>\$5,482,291.92</u></u>	

¹ Reduced by \$25,000 representing mortgage on Marshall Alworth property and \$4,275 depreciation on Skellet property.

**SUMMARY OF ASSETS
Permanent University Fund**

SCHEDULE D-3

	June 30, 1970	June 30, 1969	June 30, 1968
Sources of Principal			
Sales and Rental of Lands and Buildings	\$ 1,055,511.36	\$ 1,052,149.45	\$ 1,040,877.60
Sales of Timber	561,599.31	560,177.70	557,577.11
Sales of Sand, Gravel and Rock	130.30		
Mineral Permits	84,653.00	84,653.00	84,653.00
Royalties on Iron Ore	23,394,885.52	22,220,524.07	21,373,553.61
Royalties on Copper and Nickel	795.30	633.98	303.26
Occupational Tax	26,314,878.73	26,314,878.73	26,314,878.73
Profit or Loss on Sales of Bonds and Adjustment to Market Value	<u>16,650,054.93⁻¹</u>	<u>1,486,615.73⁻²</u>	<u>1,345,918.30⁻²</u>
Total Funds Available	<u>\$34,762,398.59</u>	<u>\$48,746,401.20</u>	<u>\$48,025,925.01</u>

¹In addition to the losses taken on Government Bonds, this total includes the unrealized losses on assets held as of January, 1970 in the amount of \$13,618,404. Of this amount, \$3,943,577 of unrealized losses had occurred at the time the fund was turned over to the University by the State. These losses were recognized in January, 1970 because the assets were turned over to Investment Managers at market value under the Total Income Concept which was initiated at that time.

²Includes losses incurred in the sale of U.S. Government Bonds which were transferred to the University from the State. This amount will be recovered through charges to income over a period equivalent to the remaining life of the bonds sold. These bonds were sold because based on current investment yields, the net income (i.e. after amortization of above losses) could be considerably enhanced.

**SUMMARY STATEMENT OF PLANT FUNDS
July 1, 1969 to June 30, 1970**

EXHIBIT E

	Total	General Operation and Maintenance Fund	Restricted Funds	Auxiliary Enterprise Funds
Balance July 1, 1969	\$ 24,540,624.90	\$5,259,759.38	\$11,720,225.33	\$ 7,560,640.19
Income				
Income	1,282,718.67	157,146.46	579,221.50	546,350.71
Anticipated Income	21,697,815.62	72,593.75	20,717,921.24	907,300.63
Notes Issued	3,900,000.00	900,000.00	40,000.00	2,960,000.00
Transfers				
From Current Funds	3,469,387.83	1,386,564.24	67,640.43	2,015,183.16
From Endowment Funds	1,128.00		1,128.00	
Credit Made to 9535-9359-00 by Journal Vouchers	71,438.49			71,438.49
Total Available	<u>\$ 54,960,857.51</u>	<u>\$7,776,063.83</u>	<u>\$33,123,880.50</u>	<u>\$14,060,913.18</u>
Expenditures	25,132,318.97	1,908,754.92	18,695,656.33	4,527,907.72
Notes Payable Redeemed	3,139,845.84	2,616,764.56	117,999.98	405,081.30
Bonds Redeemed	218,000.00			218,000.00
Cash Balance June 30, 1970	<u>\$ 26,470,692.70</u>	<u>\$3,250,544.35</u>	<u>\$14,310,224.19</u>	<u>\$ 8,909,924.16</u>
Liabilities and Reserves (Exhibit A)	\$111,918,260.01	\$4,962,104.51	\$75,345,786.53	\$31,610,368.97
Less Anticipated Income	85,447,567.31	1,711,560.16	61,035,562.34	22,700,444.81
Cash Balance June 30, 1970	<u>\$ 26,470,692.70</u>	<u>\$3,250,544.35</u>	<u>\$14,310,224.19</u>	<u>\$ 8,909,924.16</u>

**SUMMARY OF PLANT FUND ACCOUNTS
July 1, 1969 to June 30, 1970**

SCHEDULE E-1

	Balance July 1, 1969	Income	Transfers	Expenditures	Notes and Bonds		Balance June 30, 1970	
					Issued	Payments	Obligated	Unobligated
Anticipated Income								
Accounts	\$60,444,926.14	\$21,697,815.62	\$46,700,456.79	\$	\$	\$	\$	\$85,447,567.31
Operating								
Accounts	63,343,987.76	1,282,718.67	48,982,458.59	25,132,318.97			33,997,486.30	54,479,359.75
Sinking Funds and Reserves	3,527,410.60		1,257,696.52					4,785,107.12
Notes and Bonds Payable	18,114,152.68				3,900,000.00	3,357,845.84		18,656,306.84
Total	<u>\$24,540,624.90</u>	<u>\$22,980,534.29</u>	<u>\$ 3,539,698.32</u>	<u>\$25,132,318.97</u>	<u>\$3,900,000.00</u>	<u>\$3,357,845.84</u>	<u>\$33,997,486.30</u>	<u>\$ 7,526,793.60</u>

PLANT FUNDS
Operating Accounts
July 1, 1969 to June 30, 1970

SCHEDULE E-2

Dept. and Fund					Balance June 30, 1970	
	Balance July 1, 1970	Income	Transfers	Expenditures	Obligated	Unobligated
9100-9500 Classroom and Laboratory Building South of Chemistry						
— Support Funds	\$ 46,692.00	\$	\$ 53,420.00	\$	\$ 100,112.00	\$
9204- — USOE Title II Grant	500,000.00			500,000.00		
9205- — USOE Title I Grant	475,000.00			475,000.00		
9305- — 1965 State Appropriation	2,476,641.11			1,192,699.05	1,283,942.06	
9306- — 1967 State Appropriation	1,451,852.36		30,000.00—	970,230.11	451,622.25	
9307- — 1969 State Appropriation	450,326.00			103,721.54	280,531.30	66,073.16
9205-9501 Classroom Building — North of Highway — Plans and Specifications						
9205- — Federal Appropriation	798,377.00					798,377.00
9305- — 1965 State Appropriation	2,055.83			185.00	1,870.83	
9306- — 1967 State Appropriation	2,016,300.65			20,739.10	1,995,561.55	
9201-9503 Vincent-Murphy Mathematics Addition — NSF Grant	227,918.67			227,918.67		
9305- — 1965 State Appropriation	36,035.58			32,645.21	3,390.37	
9306- — 1967 State Appropriation	1,806,604.48		70,000.00—	1,214,114.04	522,490.44	
9307- — 1969 State Appropriation			247,937.00	247,937.00		
9305-9504 Electrical Engineering — Rehabilitate and Equipment						
— 1965 State Appropriation	35,205.04			4,478.30	30,726.74	
9305-9505 Physics Building — Rehabilitate and Equipment — 1965 State Appropriation	17,107.14			4,355.69	12,751.45	
9305-9506 Heating Tunnel and Piping — 1965 State Appropriation	114,059.52			98,026.67	16,032.85	
9399- — Group Investments — Plant	40,000.00			33,173.91	6,826.09	
9100-9508 Land Acquisition — Undesignated on 4th Street S.E. between 17th and 19th Avenue S.E.	18,512.00				18,512.00	
9500-9510 Development of Space on Pedestrian Level of Bridge — University Services	775.00					775.00
9501-9512 Rental of Condemned Properties — Athletics	294.00	220.50	539.00—	49.00—		24.50
9100-9513 Purchase of Real Estate — Support Funds	190,260.08		382,619.00	297,700.22	275,178.86	
9399- — Investment Income	11,000.00					11,000.00
9500- — University Services Funds	39,705.72		2,276.66			41,982.38
9501- — Athletics	9,747.71		5,902.29	15,650.00		
9699- — Temporary Investment Income	54,050.67	3,053.26			50,000.00	7,103.93
9305-9517 Land Acquisition — Dental and Medical School — 1965 State Appropriation	8,537.50			8,537.50		
9100-9518 Primary Electrical Service Minneapolis — Support Funds	9,225.85				9,225.85	
9305- — 1965 State Appropriation	169.68—			393.57—	223.89	
9306- — 1967 State Appropriation	11,831.10	370.25—		8,673.49	2,787.36	
9307- — 1969 State Appropriation			350,000.00	19,160.02	108,725.23	222,114.75
9399- — Investment Income	62,986.94				62,986.94	
9300-9520 Northern Pacific Oak Street Viaduct — Special State Funds	104,300.00				104,300.00	
9100-9521 Family Practice and Community Health Remodeling — Support Funds	70,000.00		285,000.00		355,000.00	
9318- Special State Funds — Hospital	100,000.00		245,733.00	187,843.94	157,889.06	
9318-9522 Mayo Memorial Project — Special State Funds	9,433.02			9,433.02		
9500-9524 Health Service Additions and Remodeling — University Services Funds	176,429.63		10,000.00	155,346.45	16,553.31	14,529.87
9525- — Loan Funds	1,523.19		6,004.71	7,527.90		
9100-9525 Remodel Jackson Hall — Support Funds	6,196.94			383.56	5,813.38	
9302- — 1959 State Appropriation	2,535.69			716.33	1,819.36	
9303- — 1961 State Appropriation	4,163.58				4,163.58	
9305- — 1965 State Appropriation	259,907.20			241,174.71	18,732.49	
9600- — Gift Funds	6,971.27	263.18		6,971.27		263.18
9500-9527 West Bank Dormitory Construction — University Services Funds	1,406,678.23		34,726.66	652,407.08	327,532.22	461,465.59
9526- — Other Funds	745,850.68		94,115.33	774,566.41		65,399.60
9527- — Other Funds		24,000.00	24,000.00—			
9100-9528 Jackson-Owre Building — Support Funds	3,781.26		3,781.26—			
9306-9529 Pioneer Hall Addition — 1967 State Appropriation	29,533.11		490,923.45	216,982.54	303,474.02	
9307- — 1969 State Appropriation			6,428,992.00	630,404.29	5,623,049.01	175,538.70
9302-9531 Library Rehabilitation — 1959 State Appropriation	8,917.72				8,917.72	
9305- — 1965 State Appropriation	37,472.64			22,234.36	15,238.28	

PLANT FUNDS
Operating Accounts
July 1, 1969 to June 30, 1970

SCHEDULE E-2

Dept. and Fund	Balance July 1, 1969	Income	Transfers	Expenditures	Balance June 30, 1970	
					Obligated	Unobligated
9306-9532 Rehabilitation of State Board of Health Building						
— 1967 State Appropriation	461,347.52		490,923.45—	29,597.75—		21.82
9500-9533 Rehabilitation of Sanford Hall						
— University Services Funds	453,759.48		695,649.76	322,166.51	694,761.00	132,481.73
9501-9534 Remodel and Expand Stadium						
— Athletics	97.80					97.80
9303-9535 Wulling Hall Rehabilitation						
— 1961 State Appropriation	7,635.33				7,635.33	
9302-9536 Zoology Rehabilitation						
— 1959 State Appropriation	14,876.76			6,713.34	8,163.42	
9302-9537 Owre Hall Rehabilitation						
— 1959 State Appropriation	410.16				410.16	
9305-9540 Chemistry Building Rehabilitation						
— 1965 State Appropriation	71,361.24			28,744.50	42,616.74	
9318=9541 University Hospital Emergency Power and Light System						
— Special State Funds	18,319.71		2,635.95	20,383.64	422.83	149.19
9100-9544 Remodel Mineral Engineering Research Laboratory						
— Support Funds	18,806.43			18,806.43		
9302-9545 Foreign Language, English and General Purpose Classroom Building						
— 1959 State Appropriation	16,043.52			13,172.56	2,870.96	
9500-9546 Blegen Hall						
— University Services	104,937.33		5,555.05	28,405.71	57,043.85	25,042.82
9699-9547 Alterations and Equipping Central Mail Room — Storehouse						
— Temporary Investment Incomes	4,203.11		4,203.11—			
9100-9548 Temporary Building Number Two						
— West Bank — Support Funds	8,921.53			4,828.33	4,093.20	
9500-9549 Vending Service Building						
— University Services	152,865.44		9,488.25	129.89	4,870.11	157,353.69
9100-9551 Purchase and Rehabilitation of Naegle Building						
— Support Funds	6,309.97		4,645.77—	1,664.20		
— Gift Funds	44,111.01	16,300.00	60,411.01—			
9600-9100-9552 Museum of Natural History						
— Support Funds			75,297.18		75,297.18	
— 1963 State Appropriations	3,322.23			1,442.23	1,880.00	
— 1969 State Appropriations			270,600.00	16,182.61	244,902.88	9,514.51
9500-9554 Dormitory Expansion						
— University Services Funds	457,838.89		169,926.36	54,120.37	523,270.13	50,374.75
9200-9555 Child Development Building Addition — Pre-School Laboratory						
— USPHS Grant	49,319.08			26,296.50	21,522.58	1,500.00
— Gift Funds	129,950.76	2,921.67	14,147.29—	94,488.31	8,491.16	15,745.67
9600-9600-9556 Veterans of Foreign Wars Hospital Building Addition						
— Gifts	99,090.40	3,387.00		55,332.76	12,656.99	34,487.65
9500-9557 Equipment Replacement						
— University Services Funds	193,810.07	13,632.80—	50,000.00—		1,075.71	129,101.56
9318-9559 Remodel Second and Third Floors of Hospital West Wing						
— Special State Funds	5,000.00					5,000.00
9500-9560 Remodel Building 90						
— University Services Funds	2,369.01					2,369.01
9500-9562 Parking Facilities Equipment Replacement						
— University Services Funds	21,340.82			2,174.61—		23,515.43
9500-9563 Land Acquisition — River Flats						
— University Services Funds	76,138.99		4,726.78			80,865.77
9100-9564 Printing Facilities						
— Support Funds	50,000.00				50,000.00	
— University Services Funds	1,224,549.96		66,324.92	457,510.13	564,392.84	268,971.91
9500-9100-9565 Purchase of Computer — Data Processing — Support Funds	290,998.42		103,801.63	150,994.71	243,805.34	
— Special Funds	1,348.23			1,348.23		
9100-9566 West Bank Utility Development						
— Support Funds	29,147.10			953.97—	30,101.07	
— University Services Funds	953.97			953.97		
9100-9568 Computer Parking Lot — Inter-Campus Bus						
— Support Funds	10,567.36			1,679.56	8,887.80	
9600-9600-9569 Acoustical Survey — Northrup Auditorium — Gift Funds	127.63		127.63—			
9306-9570 Develop Outdoor Physical Education Teaching Area						
— 1967 State Appropriation	236,000.00				236,000.00	
9307-9571 Equipment for Radio and TV						
— 1969 State Appropriation			447,291.00	70,080.89	21,509.30	355,700.81

PLANT FUNDS
Operating Accounts
July 1, 1969 to June 30, 1970

SCHEDULE E-2

Dept. and Fund	Balance July 1, 1969	Income	Transfers	Expenditures	Balance June 30, 1970	
					Obligated	Unobligated
9500-9572 Food Facility on the Bridge - University Services			105,000.00			105,000.00
9532-9573 Health Service 50 Bed Addition - Other Funds		6,773.60	288,279.45	5,563.31		289,489.74
9613-9575 Diehl Hall Addition - Gift Funds 4th and 5th Floors	214.03					214.03
9614- - Gift Funds 6th Floor	14,069.03			2,500.00		11,569.03
9640- - Medical School Gift Funds	10,680.49	602.64				11,283.13
9645- - Gift Funds 6th Floor Completion	4,403.84					4,403.84
9699-9576 Temporary Building - Main Campus - Temporary Investments	281.68			249.00	29.75	2.93
9616-9577 Minnesota Medical Foundation - E.T. Bell Gift Fund	89,656.41	5,480.98	2,000.00-			93,137.39
9617-9578 Clinical Cancer Research Institute - VFW Gift Funds	7,958.45	484.40		37.17	3,500.00	4,905.68
9618-9580 Medical Student Center - Alumni Association Gift Funds	9,688.44	547.34			1,417.85	8,817.93
9100-9581 Preliminary Planning West Bank - Support Funds			40,000.00		40,000.00	
9399- - Investment Income			15,000.00	19,896.13	9,896.13-	5,000.00
9601- - Gift Funds			5,000.00	5,000.00		
9100-9582 Overall Campus Design - Minneapolis Campus - Support Funds			40,000.00	19,255.82	20,744.18	
9500-9583 Como Avenue Housing - University Services			10,400.00	600.00	9,800.00	
9610-9584 Hospital Building Fund Reserve - Gift Funds		25.00				25.00
9611-9585 Variety Club Heart Hospital Improvement - Gift Funds	138,532.72	341,906.38	663.11			481,102.21
9303-9586 Science Classroom Building - 1961 State Appropriation	4,332.68			4,332.68		
9303-9587 Physics North Wing Addition - 1961 State Appropriation	4,348.02				4,348.02	
9303-9588 Electrical Engineering 4th Floor Addition - 1961 State Appropriation	4,452.23			3,404.82	1,047.41	
9303-9589 Heat Plant - Replace Boiler - 1961 State Appropriation	9,982.26				9,982.26	
9306-9591 Health Science Facility Planning - 1967 State Appropriation	5,673.99			18,955.84-	24,629.83	
9307 - 1969 State Appropriation	13,994,000.00			1,095,128.96	477,987.50	12,420,883.54
9611-9598 Variety Heart Hospital Addition - Gift Funds	663.11		663.11-			
9399-9599 Pedestrian Level - Washington Avenue Bridge - Investment Income	39,208.76		123,390.47	15,305.99	5,452.95	141,840.29
9459-9603 Children's Rehabilitation Center - Eustis Fund	1,135.68		1,128.00-	7.68		
9318-9604 Respiratory Center University Hospital - Special State Funds	46,000.00					46,000.00
9501-9605 Football Stadium Rehabilitation - Athletics			386,000.00	2,476.85	77,523.05	306,000.10
9100-9612 Norris Gym Remodeling - Support Funds	1,429.62		290.96	1,720.58		
9500-9613 Apartment Projects - Expansion - University Services Funds	44,616.35		2,771.02			47,387.37
9637-9615 Chapel - University Hospitals - Gift Funds	2,764.23					2,764.23
9100-9616 Eastcliff Addition and Remodeling - Support Funds	2,870.00			2,870.00		
9625- - Gift Funds	70,000.00		70,000.00-			
9699- - Temporary Investments - Plant	100,000.00	6,461.23	84,660.88-	15,339.12		6,461.23
9500-9617 Staff Housing - Pillsbury Block - University Services Funds	3,793.45					3,793.45
9461-9620 Lyon's Laboratory - 3rd Floor Remodeling - George Chase Christian Fund	4,236.82-					4,236.82-
9609-9621 Masonic Hospital Addition - Gift Funds	94,477.45	5,776.58			9,790.06	90,463.97
9500-9622 Parking Ramp East of Oak Street S.E. - University Services Funds	73,677.88		4,479.60	6,648.22	55,460.15	16,049.11
9209-9623 Electron Microscope - Federal Funds	40,000.00		8,000.00-	23,200.00	8,800.00	
9100-9624 Commuter Food Facility and Study Space - Support Funds	23,200.57				23,200.57	
9307- - 1969 State Appropriation			200,000.00	3,037.50	23,962.50	173,000.00

PLANT FUNDS
Operating Accounts
July 1, 1969 to June 30, 1970

SCHEDULE E-2

Dept. and Fund	Balance July 1, 1969	Income	Transfers	Expenditures	Balance June 30, 1970	
					Obligated	Unobligated
9307-9625 Planning Funds Law Library						
- 1969 State Appropriation			80,000.00	10,590.93	66,673.31	2,735.76
9960-9626 Remodeling Morrill Hall						
- Temporary Investments			240,000.00		240,000.00	
9303-9628 Ion Accelerator Building						
- 1961 State Appropriation	2,552.65			2,552.65		
9699- - Temporary Investments			308.33	308.33		
9100-9629 Library - West Campus						
- Support Funds	23,000.00			23,000.00		
9304- - 1963 State Appropriation	204,289.55			140,610.48	63,679.07	
9305- - 1965 State Appropriation	34,527.00			31,733.00	2,794.00	
9304-9630 Complete Social Science Building						
- 1963 State Appropriation	3,702.40			239.40	3,463.00	
9100-9631 Heat Plant Boiler						
- Support Funds			227.96	227.96		
9304- - 1963 State Appropriation	84,734.51			9,551.87	75,182.64	
9699- - Temporary Investments			846.40	846.40		
9304-9633 Street Location - West Campus						
- 1963 State Appropriation	2,630.74				2,630.74	
9100-9634 Classroom Building South of Highway - West Bank						
- Support Funds	15,398.32		166.59-	15,231.73		
9304-9635 Connecting Office Link Between Main and Electrical Engineering						
- 1963 State Appropriation	1,662.44				1,662.44	
9100-9636 Acoustical Shield Northrop Memorial Auditorium						
- Support Funds			25,157.00	18,628.00	6,529.00	
9600- - Gift Funds			127.63	127.63		
9601- - Gift Funds			36,305.00	36,310.00		5.00-
9900- - Gift Funds			22,000.00			22,000.00
9304-9637 Hospitals Rehabilitation						
- 1963 State Appropriation	1,706.46				1,706.46	
9100-9638 Blegen Hall Third Floor						
- Support Funds			4,500.00	2,796.56	1,703.44	
9307- - 1969 State Appropriation			133,700.00	59,477.31	48,577.45	25,645.24
9307-9639 Air Conditioning West Bank Phase I						
- 1969 State Appropriation			290,000.00	948.10	271,592.90	17,459.00
9307-9640 Purchase of Land West Bank						
- 1969 State Appropriation			2,000,000.00	348,285.19		1,651,714.81
9304-9641 Complete Business Administration Tower						
- 1963 State Appropriation	6,064.52			5,117.53	946.99	
9202-9642 Laboratory Medicine Laboratory						
- Southwest Court of Hospital						
- Hill Burton Fund			646.20-	646.20-		
9318- - Special State Funds	26,095.89			23,057.05	244.80	2,794.04
9600- - Gift Funds	17,300.28	1,058.44			13,656.10	4,702.62
9531-9643 Campus Club 6th Floor Remodeling						
- University Services		133,339.05		120,194.62	6,654.00	6,490.43
9399-9645 Circulation and Parking Study - West Bank						
- Group Investments			33,500.00		33,500.00	
9100-9647 Parking Ramp South of Coffman Memorial Union						
- Support Fund	20,350.00			979.23	19,370.77	
9399- - Group Investments	30,096.42			30,096.42		
9523- - Other Funds	90,431.12			29,565.58	8,922.11	51,943.43
9500-9648 Sanford Hall Addition						
- University Services Funds	31,733.02		1,777.96	1,796.53	28,667.63	3,046.82
9500-9649 Bookstore - West Campus						
- University Services Funds	63,271.01	1,292.28		49,409.40	10,640.92	4,512.97
9318-9650 Remodel Pediatrics Station						
- Special State Funds	204,626.00					204,626.00
9100-9651 Remodel Language Laboratory						
- Folwell Hall						
- Support Funds	23.49			23.49		
9100-9654 General Outdoor Advertising Building Remodeling						
- Support Funds	1,063.19				1,063.19	
9306- - 1967 State Appropriation	160,183.96			9,649.33	150,534.63	
9501-9657 Bierman Field Athletic Building						
- Athletics			180,000.00	46,983.93	133,016.07	
9601-9658 Library Art Gallery Complex						
- West Bank - Gift Funds	375.00					375.00
9307-9660 Hospital Primary Electrical System						
- 1969 State Appropriation			150,000.00	2,592.19		147,407.81
9370-9661 Hospital Depreciation - Special State Funds - Hospital						
- 1969 State Appropriation	244,000.00			69,080.58-		313,080.58
9318-9662 Air Condition Hospital Stations 40, 41, 42 - Special State Funds - Hospital						
- 1969 State Appropriation	125,000.00				125,000.00	

PLANT FUNDS
Operating Accounts
July 1, 1969 to June 30, 1970

SCHEDULE E-2

Dept. and Fund	Balance July 1, 1969	Income	Transfers	Expenditures	Balance June 30, 1970	
					Obligated	Unobligated
9306-9663 Theatre Building - Minnesota Theatre Arts						
- 1967 State Appropriation	68,545.11			50,879.99	17,665.12	
9307- - 1969 State Appropriation			6,237,800.00	52,988.50		6,184,811.50
9318-9666 Remodel Stations 58 and 59						
- North Wing - Hospital						
- Special State Funds	198,157.53		145,000.00-	77.98	159.02	52,920.53
9318-9667 Remodel Hospital Station 45						
- Special State Funds						
- Hospital	120,322.62			114,949.98	5,371.64	1.00
9318-9668 Air Condition and Remodel Hospital Dishwasher Area						
- Special State Funds						
- Hospital	115,000.00			22,730.25	362.33	91,907.42
9500-9670 Special Recreation Improvement Reserve						
- University Services Funds	40,236.17	2,189.93	37,915.00	19,534.35	8,139.56	52,667.19
9100-9672 Expansion of Business Administration Space						
- Support Funds	1,112,034.62	67,123.57	372,563.51	47,831.91	1,503,889.79	
9109- - Support Funds	2,451,066.22	76,506.44	2,368,314.46-	7,454.00	151,804.20	
9699- - Temporary Investment	126,955.84	7,759.96				134,715.80
9500-9680 Consolidated Athletic Capital Improvement Fund						
- University Funds	738,461.75	388,711.26	210,102.29-	216,313.01	184,675.71	516,082.00
9100-9684 NASA Space Science Center						
- Support Funds	68,262.25			56,992.64	11,269.61	
9203- - NASA Grant	35,465.99			6,213.58	18,120.90	11,131.51
9399- - Investment Income	791.37			317.93	473.44	
9399-9685 Pedestrian Bridgehead - West Bank						
- Investment Income	115,014.48		123,390.47-	8,375.99-		
Total Minneapolis Campus . . .	\$39,573,512.16	\$ 1,082,181.64	\$17,790,099.86	\$12,469,944.04	\$19,050,784.00	\$26,925,065.62
9100-9700 Purchase of Land - Department of Agriculture						
- Support Funds	\$ 1,159.43	\$ 13.75	\$	\$	\$ 1,173.18	\$
9316- - Special State Funds	1,000.00				1,000.00	
9100-9701 Agricultural Biochemistry Research Laboratory						
- Support Funds	4,775.08		37,575.00	4,397.83	37,952.25	
9306- - 1967 State Appropriation	768,553.00			228,288.34	540,264.66	
9307- - 1969 State Appropriation			180,000.00	179,543.81	32.48-	488.67
9100-9702 Parking Lots Development						
- St. Paul Campus						
- Support Funds	3,792.04				3,792.04	
9699- - Temporary Investment						
Income	55,692.86	3,312.62		8,370.87	31,629.13	19,005.48
9100-9704 Veterinary Diagnostic and Research Laboratories Addition - St. Paul Campus						
- Support Funds	4,500.00				4,500.00	
9306- - 1967 State Appropriation	677,910.68			438.87	677,471.81	
9305-9705 Entomology, Fisheries and Wildlife Building						
- 1965 State Appropriation	92,988.39			56,467.33	36,521.06	
9306- - 1967 State Appropriation	8,855.96			5,106.08	3,749.88	
9303-9706 Veterinary Medicine Basic Science Building Addition						
- 1961 State Appropriation	4,536.60			3,355.84	1,190.33	9.57-
9303-9707 Forest Products Building						
- 1961 State Appropriation	489.70			489.70		
9100-9710 Horticultural Science Facility						
- Support Funds	22,500.00				22,500.00	
9204- - USOE Title II Grant	492,574.00			447,781.00	44,793.00	
9206- - USDA Grant	132,057.00				132,057.00	
9305- - 1965 State Appropriation	7,190.63			4,307.05	2,883.58	
9306- - 1967 State Appropriation	2,756,533.03			1,521,756.04	1,234,776.99	
9307- - 1969 State Appropriation	408,572.00			327,464.08	12,103.00	69,004.92
9303-9713 Green Hall Rehabilitation						
- 1961 State Appropriation	557.31			557.31		
9100-9715 Veterinary Medicine Building						
- Support Funds	5,000.00				5,000.00	
9205- - USOE Title I Grant	500,000.00			500,000.00		
9305- - 1965 State Appropriation	953,810.21			328,432.75	625,377.46	
9306- - 1967 State Appropriation	520,870.15			349,185.58	171,684.57	
9307- - 1969 State Appropriation	515,828.00			451,551.60	57,038.00	7,238.40
9302-9717 Agricultural Engineering Building						
- 1959 State Appropriation	1,259.24			426.85	832.39	
9303-9718 Home Economics Rehabilitation						
- 1961 State Appropriation	289.13			289.13		
9100-9720 Graduate Science Facilities for Genetics						
- Support Funds	3,594.65		83.18-	3,511.47		

PLANT FUNDS
Operating Accounts
July 1, 1969 to June 30, 1970

SCHEDULE E-2

Dept. and Fund	Balance July 1, 1969	Income	Transfers	Expenditures	Balance June 30, 1970	
					Obligated	Unobligated
9201 - NSF Grant	401.00			401.00		
9500-9722 Equipment Replacement Agricultural Cafeteria and Dining Hall - University Services Fund	44,968.91	3,456.89	2,792.70			51,218.50
9100-9724 Entomology Fisheries Wildlife Aquatic Lab - Support Funds	1,354.71		199.43-	1,155.28		
9621-9725 Earle Brown Short Course Building - Earle Brown Fund . . .	2,229,521.82	151,646.43		2,437.50		2,378,730.75
9500-9727 Air Conditioning Student Center - St. Paul - University Services			151,435.38			151,435.38
9306-9728 Rural Sociology and Agricultural Economics Classroom Building - 1967 State Appropriation	146,335.00			39,214.78	107,120.22	
9307- - 1969 State Appropriation			3,964,100.00	6,256.10	1,194.36	3,956,649.54
9100-9731 Snyder Hall Addition - Support Funds	2,733.97			1,007.58	1,726.39	
9304- - 1963 State Appropriation	5,094.61			4,439.50	2,451.90	1,796.79-
9304-9732 Crop Research Building - 1963 State Appropriation	14,401.65			1,391.66	13,009.99	
9304-9733 Green Hall Remodeling - 1963 State Appropriation	15,760.21			8,933.73	6,826.48	
9100-9734 Elevators - Agronomy and Pathology - Support Funds			117.98	117.98		
9304- - 1963 State Appropriation	1,117.44			1,117.44		
9305-9737 Heating Tunnels - 1965 State Appropriation	8,444.76			8,444.76		
9305-9738 Sanitary Sewers - 1965 State Appropriation	52,834.63				52,834.63	
9307- - 1967 State Appropriation			55,000.00			55,000.00
9304-9739 Complete North Road From Cleveland Avenue - 1963 State Appropriation	10,409.23			30.00-	10,439.23	
9500-9740 Commonwealth Terrace - University Services Funds	866,121.09		170,225.82-			695,895.27
9303-9741 Veterinary Science Building Basement - 1961 State Appropriation	1,296.84			1,296.84		
9204-9742 Biological Science Facilities - USOE Grant			1,000,000.00			1,000,000.00
9205- - USOE Grant			334,417.00			334,417.00
9306- - 1967 State Appropriation	144,270.50			84,260.16	60,010.34	
9307- - 1969 State Appropriation			6,300,000.00	315,514.92	638,692.83	5,345,792.25
9304-9743 Basic Research in Forest Biology Facility - 1963 State Appropriation	1,461.42				1,461.42	
9100-9744 Boilers and Auxiliaries - Support Funds	1,902.30		10,000.00	1,940.85	9,961.45	
9306- - 1967 State Appropriation	388,047.38			330,408.33	57,639.05	
9306-9745 Program Planning, Animal Science Veterinary Medicine - 1967 State Appropriation	171,000.00			10,957.88	160,042.12	
9307- - 1969 State Appropriation			2,700,000.00	61,856.02	66,507.50	2,571,636.48
9306-9748 Crop Science Feeding Building - 1967 State Appropriation	39,340.67			28,558.08	10,782.59	
9505-9750 Parking Lot Expansion - St. Paul - University Services Fund	25,650.00					25,650.00
9100-9751 Plant Service Storehouse and Shops - Support Funds	4,932.00				4,932.00	
9399- - Group Investment	30,068.00			18,965.42	10,795.62	306.96
9307-9752 Plant Pathology Greenhouse and Field Laboratory - 1969 State Appropriation			371,000.00	19,852.54	6,219.83	344,927.63
9307-9753 Snyder Hall Rehabilitation - 1969 State Appropriation			149,500.00	8,015.56	107,321.10	34,163.34
9307-9754 Teaching Facilities Rehabilitation - 1969 State Appropriation			181,460.00	44,420.42	63,455.08	73,584.50
9307-9755 Electrical Distribution System - St. Paul - 1969 State Appropriation			210,000.00		156,600.00	53,400.00
9307-9756 Planning St. Paul - 1969 State Appropriation			100,000.00		100,000.00	
Total - St. Paul Campus	\$12,152,357.23	\$ 158,429.69	\$15,576,889.63	\$ 5,422,655.86	\$ 5,298,281.98	\$17,166,738.71
9306-9800 Reception Center Residence Hall Food Service - 1967 State Appropriation	\$ 217,029.74	\$	\$	\$ 40,321.00	\$ 176,708.74	\$
9307- - 1969 State Appropriation			275,000.00		1,300.00	273,700.00
9303-9802 Humanities Building Addition - 1961 State Appropriation	3,478.71			1,227.20	2,251.50	.01

PLANT FUNDS
Operating Accounts
July 1, 1969 to June 30, 1970

SCHEDULE E-2

Dept. and Fund	Balance July 1, 1969	Income	Transfers	Expenditures	Balance June 30, 1970	
					Obligated	Unobligated
9100-9803 Health Service Building						
- Support Funds	4,437.89		4,437.89-			
9307- - 1969 State Appropriation			56,000.00			56,000.00
9500- - University Services Funds	186,905.67		11,604.46			198,510.13
9100-9804 Purchase of Real Estate						
- Support Funds	14,208.44			2,341.00	11,867.44	
9306- - 1967 State Appropriation	38,850.50			5,909.52	32,940.98	
9307- - 1969 State Appropriation			200,000.00			200,000.00
9306-9806 Residence Hall - Duluth						
- Building Fund 1967	496,763.70			64,029.30	432,734.40	
9500- - University Services			119,703.37	113,255.00		6,448.37
9528- - Residence Hall - Duluth	1,925,000.00			653,900.00	1,239,282.31	31,817.69
9302-9807 Humanities and Science Building						
- 1959 State Appropriation	2,377.36			1,062.78	1,314.58	
9100-9808 Purchase of Chamberlain Residence						
- Support Funds			3,000.00	3,000.00		
9399- - Group Investments - Plant	45,000.00			45,000.00		
9305-9809 Life Science Building						
- 1965 State Appropriation	41,920.22			3,183.78	38,736.44	
9306-9810 Natural Gas Heating Facility						
- 1967 State Appropriation	225,536.78			44,538.06	180,998.72	
9305-9811 Education or Science Building						
- Install Elevator						
- 1965 State Appropriation	3,192.38		3,192.38-			
9305-9813 Utility Tunnel and Passageway						
- 1965 State Legislature	3,371.80			330.17	3,041.63	
9305-9814 Study Hall						
- 1965 State Appropriation	5,138.92			5,138.92		
9500- - University Services Funds	1,316.86			1,316.86		
9305-9815 Student Housing						
- 1965 State Appropriation	27,740.72			1,947.29	25,793.43	
9500- - University Services Funds	1,208.52					1,208.52
9524- - University Services			8,831.25-	8,831.25-		
9100-9817 Stadium Project						
- Support Funds	1,250.00				1,250.00	
9623- - Gifts	3,412.16			1,635.51	1,202.53	574.12
9303-9820 Home Economics Building						
- 1961 State Appropriation	39,084.26			2,565.00	36,519.26	
9303-9821 Landscape and Campus Improvements						
- 1961 State Appropriation	1,187.00				1,187.00	
9205-9825 Library Addition						
- USOE Title I Grant	2,631.49				2,631.49	
9304- - 1963 State Appropriation	43,860.31			16,992.81	26,867.50	
9504-9826 Student Housing						
- University Services Funds	6,510.61					6,510.61
9521- - FH and HA Funds	12,315.00					12,315.00
9305-9827 Complete Education Building						
- 1965 State Appropriation			3,192.38		3,192.38	
9306- - 1967 State Appropriation	2,054.74			215.00	1,839.74	
9100-9828 Industrial Education Building						
- Equipment						
- Support Funds			23.19	23.19		
9304- - 1963 State Appropriation	716.36			595.59	120.77	
9100-9829 Observatory Planetarium						
- Support Funds	2,439.02			4.24	2,434.78	
9600- - Gift Funds	22,954.84	1,403.62			542.40	23,816.06
9306-9830 Administration Building Planning						
- 1967 State Appropriation	65,000.00			64,187.57	812.43	
9307- - 1969 State Appropriation			2,334,785.00	406,099.24	1,782,921.82	145,763.94
9205-9831 Classroom and Faculty Office Building - Other Funds						
- 1967 State Appropriation	150,000.00			150,000.00		
9306- - 1967 State Appropriation	493,484.87			412,817.97	80,666.90	
9205-9832 Science Lecture Hall						
- Other Funds	86,666.00			86,666.00		
9306- - 1967 State Appropriation	207,461.14			158,298.18	49,162.96	
9205-9833 Theatre Building						
- USOE Title I Grant	482,392.00					482,392.00
9306- - 1967 State Appropriation	482,355.71			8,373.03	473,982.68	
9600- - Gift Funds	506,466.80	25,145.02	435.79-			531,176.03
9100-9834 Convert Biology Space to Chemistry Lab						
- Support Fund	759.92				759.92	
9306- - 1967 State Appropriation	37,616.77			33,431.94	4,184.83	
9100-9835 Rock Hill Recreation Park						
- Support Fund	34,434.21		17,500.00	26,311.12	25,623.09	
9208- - Bureau of Outdoor Recreation	20,549.33		17,500.00			38,049.33
9307-9836 Plant Services Center						
- 1969 State Appropriation			460,000.00	7,622.69	18,190.86	434,186.45
9307-9837 Classroom and Laboratory Building						
- 1969 State Appropriation			96,000.00			96,000.00
9307-9838 Electrical System - Duluth						
- 1969 State Appropriation			250,000.00	49,225.07	147,187.95	53,586.98

PLANT FUNDS
Operating Accounts
July 1, 1969 to June 30, 1970

SCHEDULE E-2

Dept. and Fund	Balance July 1, 1969	Income	Transfers	Expenditures	Balance June 30, 1970	
					Obligated	Unobligated
9100-9839 Landscaping and Campus Improvements						
- Support Funds			17.50	17.50		
9307- - 1969 State Appropriation			25,000.00	18,343.10	6,656.90	
9307-9840 Student Housing 400 Students						
- 1969 State Appropriation			635,000.00		500.00	634,500.00
Total Duluth Campus	\$ 5,949,080.75	\$ 26,548.64	\$ 4,487,428.59	\$ 2,421,094.38	\$ 4,815,408.36	\$ 3,226,555.24
9305-9850 Library Building						
- 1965 State Appropriation	\$ 9,054.63	\$	\$	\$ 6,645.71	\$ 2,408.92	\$
9100-9851 Science and Classroom Building						
- Support Fund	118.06			100.00	18.06	
9205- - USOE Title I Grant			10,020.00-	10,020.00-		
9305- - 1965 State Appropriation	50,843.77			45,335.47	5,508.30	
9100-9852 Residence Hall						
- Support Funds	12,818.61			12,301.58	517.03	
9530- - Other Funds	23,794.18			5,374.68	3,479.19	14,940.31
9100-9855 Capital Improvements						
- Support Funds	9,930.61		4,341.67	3,150.90	11,121.38	
9306-9856 Improve Electrical System						
- 1967 State Appropriation	157,334.58			115,384.30	41,950.28	
9307- - 1969 State Appropriation			138,000.00		8,200.00	129,800.00
9100-9859 Purchase of Land						
- Support Funds	13,390.47	13,502.70	24,793.00-	2,100.00		.17
9303-9860 Rehabilitate Street Lighting						
- 1961 State Appropriation	284.27				284.27	
9205-9863 Science Building						
- HEFA Grant			5,204.00-	5,204.00-		
9304- - 1963 State Appropriation	31,065.07			9,446.42	21,618.65	
9100-9866 Morris Dormitory						
- Support Funds	1,019.97			18.55	1,001.42	
9522- - HHFA Funds	1,743.03			9.68	1,733.35	
9307-9867 Food Service Facility						
- 1969 State Appropriation			1,042,000.00	52,581.80	925,313.20	64,105.00
9500- - University Services Funds	500.00			419.38	80.62	
9533- - Other Funds			525,000.00		195,136.50	329,863.50
9305-9868 Rehabilitate Food Services						
- 1965 State Appropriation	694.52				694.52	
9305-9869 Rehabilitate Senior Hall						
- 1965 State Appropriation	4,226.89				4,226.89	
9305-9872 Sanitary Sewer From Gym to Senior Hall						
- 1965 State Appropriation	1,612.63				1,612.63	
9305-9873 Rehabilitate Water Mains						
- 1965 State Appropriation	2,877.05				2,877.05	
9205-9876 Physical Education Building						
- Other Funds	486,666.00			250,000.00	236,666.00	
9306- - 1967 State Appropriation	833,204.78			617,370.57	215,834.21	
9307- - 1969 State Appropriation	310,934.00			295,759.57		15,174.43
9306-9877 Heating Tunnel and Piping						
- 1967 State Appropriation	17,074.41			9,634.27	7,440.14	
9306-9878 Complete Science Complex and North Entry Road						
- 1967 State Appropriation	109,000.00			60,736.20	48,263.80	
9307- - 1969 State Appropriation			50,000.00	37,943.97	12,056.03	
9306-9879 Heating Plant Building						
- 1967 State Appropriation	351,929.24			285,338.44	66,590.80	
9306-9880 Heating Tunnel and Piping South						
- 1967 State Appropriation	99,339.63			88,623.42	10,716.21	
9306-9881 Residence Hall						
- 1967 State Appropriation	254,794.24			66,632.13	188,162.11	
9529- - University Services	1,300,000.00			748,213.83	520,000.00	31,786.17
9100-9882 Remodel Pine Hall						
- Support Fund	13,982.71		569.88-	13,412.83		
9100-9883 Purchase of Storage Building						
- Support Fund	689.94				689.94	
9307-9884 Residence Hall 300 Units						
- 1969 State Appropriation			412,500.00	19,015.74	2,576.26	390,908.00
9307-9885 Humanities Building						
- 1969 State Appropriation			2,450,000.00	35,212.50	117,787.50	2,297,000.00
9100-9886 Behmler Hall Rehabilitation						
- Support Funds			569.88		569.88	
9307- - 1969 State Appropriation			120,000.00	4,800.00	24,800.00	90,400.00
9307-9887 Removal of Railroad Tracks						
- 1969 State Appropriation			20,000.00		2,524.14	17,475.86
9307-9888 Landscaping and Improvements						
- 1969 State Appropriation			25,000.00	1,632.55	867.45	22,500.00
9307-9889 Library Phase II						
- 1969 State Appropriation			35,600.00	24,067.26	8,032.74	3,500.00
Total Morris Campus	\$ 4,098,923.29	\$ 13,502.70	\$ 4,782,424.67	\$ 2,796,037.75	\$ 2,691,359.47	\$ 3,407,453.44

PLANT FUNDS
Operating Accounts
July 1, 1969 to June 30, 1970

SCHEDULE E-2

Dept. and Fund	Balance July 1, 1969	Income	Transfers	Expenditures	Balance June 30, 1970	
					Obligated	Unobligated
9307-9900 Classroom Building Crookston - 1969 State Appropriation			1,525,000.00	35,564.04	289.24-	1,489,725.20
9307-9902 Crookston Owen Hall Addition - 1969 State Appropriation			224,444.00	637.04	208,176.46	15,630.50
9307-9903 Improvements Crookston - 1969 State Appropriation			195,000.00	1,176.35	2,078.72	191,744.93
9307-9904 Itasca Laboratory - 1969 State Appropriation			25,000.00	1,015.75	15.75-	24,000.00
9100-9905 Special Assessment Payments - Support Funds	2,792.00				2,792.00	
9399- - Group Investments - Plant	85,045.00			86,518.12		1,473.12-
9100-9906 Miscellaneous Farm Buildings - Rosemount - Support Funds	2,113.61		2,019.71-	93.90		
9305-9907 Rehabilitate and Equip Kiehle - 1965 State Appropriation	9,467.57			4,367.63	5,099.94	
9100-9908 Superintendent's Residence - Waseca - Support Funds	1,895.22		206.66-	1,688.56		
9100-9910 Old Airport Road - Rosemount - Support Funds	60,312.51				60,312.51	
9307-9911 Horticulture Teaching Complex - 1969 State Appropriation			210,000.00	219.56	2,280.44	207,500.00
9307-9912 Waseca Classroom Wing Extension - 1969 State Appropriation			475,000.00	480.07	37,519.93	437,000.00
9305-9916 Construct Drainage for Land Reclamation - Waseca - 1965 State Appropriation	2,013.27				2,013.27	
9307-9917 Remodel Service Office, Student Center and Laboratory - Waseca - 1969 State Appropriation			89,000.00	39.66	17,455.34	71,505.00
9100-9918 Sewage Disposal System - Cloquet - Support Funds	2,366.10				2,366.10	
9305- - 1965 State Appropriation	14,342.36			14,326.36	16.00	
9306- - 1967 State Appropriation	9,633.90			4,163.49	5,470.41	
9305-9919 Land Acquisition - Cloquet - 1965 State Appropriation	9,500.00				9,500.00	
9100-9921 Magnetic Test Facility - Marine on the St. Croix - Support Funds	8,000.00			7,038.21	961.79	
9307-9922 Waseca - Maintenance, Laundry, Dorm - 1969 State Appropriation			71,000.00	49.50	1,030.50	69,920.00
9100-9923 Rosemount Swine Research Facility - Support Funds			2,019.71		2,019.71	
9307- - 1969 State Appropriation			185,000.00	429.00	71.00	184,500.00
9305-9924 Irrigation System Expansion - Excelsior - 1965 State Appropriation	259.00				259.00	
9307-9925 Crookston Research Equipment Facility - 1969 State Appropriation			48,000.00	777.92	722.08	46,500.00
9307-9926 Crookston Animal Handling Facility - 1969 State Appropriation			35,000.00	1,649.03	350.97	33,000.00
9100-9928 McPhail School Remodeling and Addition - Support Funds	2,914.87			1,525.10	1,389.77	
9307-9929 Machine Storage Building Excelsior - 1969 State Appropriation			23,000.00	818.07	681.93	21,500.00
9100-9930 Capital Improvements Fund - Crookston - Support Funds	5,642.95		8,700.69	468.00-	14,811.64	
9100-9931 Road and Land Improvements Rosemount - Support Funds	75,187.62		49,168.54-	106.70	25,912.38	
9307-9932 Tile Drainage Excelsior - 1969 State Appropriation			10,000.00	174.35	325.65	9,500.00
9100-9933 Grand Rapids Residence and Administration Center - Support Funds			675.50	675.50		
9306- - 1967 State Appropriation	67,616.63			59,612.09	9,663.07	1,658.53-
9100-9934 Crookston Animal Science Building Addition - Support Funds	4,000.00				4,000.00	
9306- - 1967 State Appropriation	12,032.72			7,872.90	4,159.82	
9306-9935 Crookston Surface Feeding Area Silos - 1967 State Appropriation	8,574.79			2,526.34	6,048.45	
9306-9936 Crookston Temporary Teaching Facility - 1967 State Appropriation	2,561.49			2,264.39	297.10	

PLANT FUNDS
Operating Accounts
July 1, 1969 to June 30, 1970

SCHEDULE E-2

Dept. and Fund	Balance July 1, 1969	Income	Transfers	Expenditures	Balance June 30, 1970	
					Obligated	Unobligated
9306-9937 Crookston Street Lighting System Installation						
- 1967 State Appropriation	792.96				792.96	
9306-9938 Crookston Dormitory Building						
- 1967 State Appropriation	237,674.01			54,128.35	183,545.66	
9534- - University Services			1,180,000.00		1,173,576.38	6,423.62
9100-9939 Campus Lighting Parking Lot Roadway - Waseca						
- Support Funds			206.66		206.66	
9306- - 1967 State Appropriation	7,809.77			969.43	6,840.34	
9307- - 1969 State Appropriation			15,000.00		500.00	14,500.00
9500-9940 University Outing Center Camp						
- University Services Funds	5,807.01					5,807.01
9626- - Gift Funds	1,032.53					1,032.53
9307-9941 Dairy Management Facility - Waseca						
- 1969 State Appropriation			145,000.00	429.00	1,071.00	143,500.00
9307-9942 Grain Drying and Storage - Waseca						
- 1969 State Appropriation			35,000.00	60.18	439.82	34,500.00
9307-9943 Water Management System - Waseca						
- 1969 State Appropriation			85,000.00		1,000.00	84,000.00
9306-9944 Waseca Land Acquisition						
- 1967 State Appropriation	94,000.00			350.00	93,650.00	
9306-9945 Install Utilities - Morris						
- 1967 State Appropriation	18,591.15			18,591.15		
9100-9947 Morris Experiment Station Beef Research Facility						
- Support Funds	476.61		523.43	1,000.04		
9306- - 1967 State Appropriation	14,652.85			14,213.29	439.56	
9699- - Temporary Investment Income			1,223.72	1,223.72		
9100-9948 Swine Research Facility						
- Support Funds			12,906.12	12,906.12		
9306- - 1967 State Appropriation	32,720.21			417.39	32,302.82	
9100-9949 Feed Storage and Processing Center						
- Support Funds			590.45	590.45		
9306- - 1967 State Appropriation	23,639.69			23,775.33	135.64-	
9101-9950 Land Acquisition - Crookston						
- Other Funds	5,000.00		500.00		5,500.00	
9306-9953 Electric System Distribution						
- 1967 State Appropriation	7,825.25			4,888.21	2,937.04	
9307- - 1969 State Appropriation			42,000.00	1,556.08	25,118.92	15,325.00
9100-9954 Laboratory Addition						
Remodel Office - Cloquet						
- Support Funds	11,494.61		9,000.00-	2,388.01	106.60	
9306- - 1967 State Appropriation	31,739.14			31,108.06	631.08	
9306-9955 Machinery Storage Building - Cloquet						
- 1967 State Appropriation	10,000.00				10,000.00	
9100-9956 Student Cabin - Cloquet						
- Support Funds	696.39		5,000.00	2,374.00	3,322.39	
9306- - 1967 State Appropriation	3,815.57			653.43	3,162.14	
9306-9957 Swine Research Facility - Rosemount						
- 1967 State Appropriation	85,944.54			79,642.44	6,302.10	
9306-9958 Turkey Research Facility						
- 1967 State Appropriation	137,091.06			136,573.62	517.44	
9699- - Temporary Investment Income			248.46	248.46		
9307-9959 Shop and Storage Facility						
- 1969 State Appropriation			35,000.00	508.72	991.28	33,500.00
9306-9960 Screenhouse Construction - Excelsior						
- 1967 State Appropriation	1,338.77				1,338.77	
9100-9961 Excelsior Road Surfacing - Arboretum						
- Support Funds			500.00	500.00		
9307- - 1969 State Appropriation			49,000.00	32,648.61	16,351.39	
9100-9962 Drain Tile Installed - Excelsior Arboretum						
- Support Funds			82.07	82.07		
9306- - 1967 State Appropriation	4,722.66			1,584.51	3,138.15	
9306-9963 Deep Well Irrigation System - Excelsior						
- 1967 State Appropriation	9,160.46			10,927.34	1,766.88-	
9306-9964 Education and Research Center - Excelsior						
- 1967 State Appropriation	49,330.17			16,312.92	33,017.25	
9307-9966 Lamberton Office and Education Center						
- 1969 State Appropriation			125,000.00	6,869.61	856.96	117,273.43
9304-9967 Dormitory Wing - Waseca						
- 1963 State Appropriation	7,108.91			2,824.37	4,284.54	

PLANT FUNDS
Operating Accounts
July 1, 1969 to June 30, 1970

SCHEDULE E-2

Dept. and Fund	Balance July 1, 1969	Income	Transfers	Expenditures	Balance June 30, 1970	
					Obligated	Unobligated
9307-9968 Sheep Research Facility - 1969 State Appropriation			28,000.00	437.25	1,062.75	26,500.00
9307-9969 Herdsman Residence Morris - 1969 State Appropriation			15,000.00	150.81	1,849.19	13,000.00
9307-9970 Garage and Shop Facility - Morris - 1969 State Appropriation			30,000.00	600.83	399.17	29,000.00
9307-9973 Dairy Research Facility - 1969 State Appropriation			130,000.00	1,291.68	14,749.32	113,959.00
9304-9974 Cabin - Itasca - 1963 State Appropriation	966.00			966.00		
9304-9975 Remodel Cottage - Cloquet - 1963 State Appropriation	5,000.00				5,000.00	
9100-9976 Year Around Research Laboratory - Itasca - Support Funds	2,216.04			2,189.58	26.46	
9100-9979 Cedar Creek Land Acquisition and Development - Support Fund	2,010.00				2,010.00	
9308- 9324- 9325- - Other Funds	2,010.00		280.73-			1,729.27
9325- - Other Funds	29,001.73			18,963.50	10,038.23	
9325- - Other Funds			45,650.00	40,250.00	5,400.00	
9100-9980 Root Sampling Building Lamberton - Support Funds			4,000.00	3,581.09	1,584.70	1,165.79-
9100-9981 Balloon Launching Facilities - Old University Airport - Support Funds			232.64	232.64		
9100-9983 Consultant Services in Connection with Experiment Station Structures - Support Funds	2,648.54		2,648.14-	.40		
9324-9984 Excelsior Land Acquisition	13,245.00			5,460.00	7,785.00	
9601-9986 Rosemount Turkey Research Facility - Gift	327.13-			327.13-		
9699- - Temporary Investment			327.13	327.13		
9601-9987 Picnic Shelters - Arboretum - Gift	11,880.73			11,880.73	6.98-	6.98
9699- - Temporary Investment			6.98	6.98		
9100-9988 Renovate Itasca Laboratory - Support Funds	991.90		991.90-			
9201- - NSF Grant	8,886.22			8,886.22		
9699- - Temporary Investment			1,242.09	1,242.09		
9500-9989 Golf Course Watering System - University Services	77,849.37		2,528.18	48,602.93	22,012.91	9,761.71
9698-9990 Capital Assets - Gifts		2,056.00	8,300.00	10,356.00		
9100-9991 Blue Cross Building Purchase - Support Funds	225,000.00			225,000.00		
9110- - Other Funds			900,000.00	900,000.00		
9600-9992 Arboretum Land Purchase - Berens Property - Gift Funds			24,800.00	24,800.00		
9100-9993 Grand Rapids Road Resurfacing - Support Funds			223.69	223.69		
9307- - 1969 State Appropriation			10,000.00	9,500.00	500.00	
9307-9994 Grand Rapids Potato Storage - 1969 State Appropriation			30,000.00	528.48	971.52	28,500.00
9307-9995 Cloquet Classroom Library, etc. - 1969 State Appropriation			250,000.00	11,749.50	3,750.50	234,500.00
9100-9996 Student Cabins Cloquet - Support Funds			12,000.00		12,000.00	
9307- - 1969 State Appropriation			24,000.00		500.00	23,500.00
9307-9997 Forest Road Improvement - Cloquet - 1969 State Appropriation			20,000.00		500.00	19,500.00
9100-9998 Grand Rapids Machinery and Lumber Storage - Support Funds			14,000.00		14,000.00	
Total - Branch Stations	\$ 1,570,114.33	\$ 2,056.00	\$ 6,345,615.84	\$ 2,022,586.94	\$ 2,141,652.49	\$ 3,753,546.74
Summary of Operating Accounts						
Minneapolis Campus	\$39,573,512.16	\$ 1,082,181.64	\$17,790,099.86	\$12,469,944.04	\$19,050,784.00	\$26,925,065.62
St. Paul Campus	12,152,357.23	158,429.69	15,576,889.63	5,422,655.86	5,298,281.98	17,166,738.71
Duluth Campus	5,949,080.75	26,548.64	4,487,428.59	2,421,094.38	4,815,408.36	3,226,555.24
Morris Campus	4,098,923.29	13,502.70	4,782,424.67	2,796,037.75	2,691,359.47	3,407,453.44
Branch Stations	1,570,114.33	2,056.00	6,345,615.84	2,022,586.94	2,141,652.49	3,753,546.74
Total - Operating Accounts	\$63,343,987.76	\$ 1,282,718.67	\$48,982,458.59	\$25,132,318.97	\$33,997,486.30	\$54,479,359.75

PLANT FUNDS
Anticipated Income
July 1, 1969 to June 30, 1970

SCHEDULE E-3

Dept. and Fund	July 1, 1969	Income	Transfers	Expenditures	Balance June 30, 1970	
					Obligated	Unobligated
9101-9307-00	Purchase Land					
	Crookston	\$ 39,285.72-	\$	\$ 3,928.57	\$	\$ 35,357.15-
9102-	Purchase Land Morris . .	42,001.00-		7,000.00		35,001.00-
9103-	Purchase GM Building . .	129,600.00-		48,600.00		81,000.00-
9104-	Owre Hall Addition . . .	79,200.00-		39,600.00		39,600.00-
9106-	Services Terminal					
	Building	75,078.00-		23,095.99		51,982.01-
9108-	Computer Facilities					
	Acquisition --					
	6600 CDC	378,160.00-		94,540.00		283,620.00-
9109-	Morrill Hall Addition . .	2,400,000.00-	2,400,000.00			
9110-	Administrative					
	Services Building . . .			900,000.00-		900,000.00-
9209-	Electric Microscope --					
	Anatomy			32,000.00-		32,000.00-
9500-	Parking Lots Loan --					
	Oak and Beacon	64,861.56-		28,333.92		36,527.64-
9506-	St. Paul Campus					
	Apartments and					
	Dormitory	1,640,000.00-		40,000.00		1,600,000.00-
9507-	Minneapolis Dormitory .	2,510,000.00-		60,000.00		2,450,000.00-
9509-	Coffman Memorial					
	Union, 4th Floor					
	Addition	65,533.74-		32,766.84		32,766.90-
9513-	Duluth Dormitory	294,000.00-		7,000.00		287,000.00-
9515-	St. Paul Apartments					
	and Minneapolis					
	Dormitories	2,380,000.00-		55,000.00		2,325,000.00-
9516-	Campus Club Air Con-					
	ditioning	27,559.62-		3,355.56		24,204.06-
9517-	Married Student					
	Housing Phase III . . .	1,145,000.00-		20,000.00		1,125,000.00-
9520-	Parking Ramp					
	Washington Avenue . .	155,998.02-		25,999.98		129,998.04-
9521-	Duluth Dormitory 1964	644,000.00-		10,000.00		634,000.00-
9522-	Morris Dormitory	461,000.00-		7,000.00		454,000.00-
9523-	Parking Ramp-South					
	of CMU	2,310,000.00-		210,000.00		2,100,000.00-
9524-	Student Housing --					
	Duluth			665,000.00-		665,000.00-
9525-	Health Service North					
	Addition	348,750.00-		45,000.00		303,750.00-
9526-	Residence Hall Complex					
	-- West Bank	2,008,125.00-		52,500.00		1,955,625.00-
9527-	Westbank Dormitory					
	Complex		2,000,000.00-			2,000,000.00-
9530-	Dormitory -- Morris . . .	566,000.00-		9,000.00		557,000.00-
9532-	Health Service			277,875.00-		277,875.00-
9600-	Planetarium -- Duluth . .	190,000.00-				190,000.00-
9625-	Eastcliff Addition	70,000.00-		70,000.00		
9630-	Mrs. Alice Tweed Tuohy					
	-- Art Gallery and					
	Music Room Fund . .	20,000.00-		20,000.00		
9900-	Northrop Auditorium					
	Air Conditioning . . .	70,000.02-		19,999.98		50,000.04-
9300-9308-00	Northern Pacific Viaduct					
	(Building Program					
	1920-30)	104,300.00-				104,300.00-
9509-9400-03	Coffman Union --					
	4th Floor Addition . .		32,766.84	32,766.84-		
9516-	Campus Club Improve-					
	ments Air Condi-					
	tioning		3,355.56	3,355.56-		
9100-9410-03	Support		72,593.75	72,593.75-		
9399-	Special State		456,379.51	456,379.51-		
9500-	University Services		255,112.54	255,112.54-		
9502-	Union Expansion		90,428.95	90,428.95-		
9506-	Married Student					
	Housing -- I		25,600.32	25,600.32-		
9507-	Residence Hall for Men					
	-- Minneapolis		23,021.54	23,021.54-		
9513-	Duluth Dormitory		4,966.06	4,966.06-		
9515-	St. Paul Apartments and					
	Minneapolis					
	Dormitories		30,285.70	30,285.70-		
9517-	Commonwealth Terrace					
	Phase III		16,253.81	16,253.81-		
9521-	Griggs Hall -- Duluth . . .		3,415.09	3,415.09-		
9522-	Morris Dormitory I		1,316.26	1,316.26-		
9523-	Parking Ramp --					
	South of Union		3,998.25	3,998.25-		
9524-	FH & HF Agency					
	Loan Fund UMD		204.70-	204.70-		409.40-
9526-	West Bank Residence					
	Hall Complex --					
	Phase I		19,548.92	19,548.92-		

PLANT FUNDS
Anticipated Income
July 1, 1969 to June 30, 1970

SCHEDULE E-3

Dept. and Fund		July 1, 1969	Income	Transfers	Expenditures	Balance June 30, 1970	
						Obligated	Unobligated
9530-	PH & HF Agency						
	Loan Fund UMM . . .		250.00	250.00-			
9900-	Northrup Auditorium						
	- Air Conditioning . .		2,975.06	2,975.06-			
9204-9500-03	Classroom and Laboratory Building South of Chemistry						
	- HEFA Grant, Title II .	883,086.00-	525,966.00				357,120.00-
9205-	- HEFA Grant, Title I .	801,518.00-	477,384.00				324,134.00-
9305-	- 1965 State						
	Appropriation	229,613.00-	229,613.00				
9306-	- 1967 State						
	Appropriation	1,825,783.00-	1,795,783.00	30,000.00			
9307-	- 1969 State						
	Appropriation	450,326.00-	200,000.00				250,326.00-
9205-9501-03	Auditorium Classroom Building West Bank						
	- HEFA Grant, Title I .	798,377.00-					798,377.00-
9306-	- 1967 State						
	Appropriation	1,776,623.00-					1,776,623.00-
9201-9503-03	Vincent-Murphy Addi- tion Plans and Specifications						
	- NSF Grant	475,000.00-	475,000.00				
9306-	- 1967 State						
	Appropriation	1,128,865.00-	1,058,865.00	70,000.00			
9307-	- 1969 State						
	Appropriation		247,937.00	247,937.00-			
9307-9518-03	Electric Distribution System						
	- 1969 State						
	Appropriation		250,000.00	350,000.00-			100,000.00-
9100-9521-03	Family Practice and Community Health Remodeling						
	- Support Funds . . .			285,000.00-			285,000.00-
9202-9524-03	Health Service Addition						
	- USPHS Grant	27,457.67-	27,457.67				
9500-	- University Services Funds	143,300.00-					143,300.00-
9306-9525-03	Remodel Jackson Hall						
	- 1967 State						
	Appropriation	97,539.00-	97,539.00				
9500-9527-03	West Bank Dormitory						
	- University Services Funds	282,988.77-					282,988.77-
9527-	- HUD	2,000,000.00-		2,000,000.00			
9306-9529-03	State Board Health Building Psychology Department						
	- 1967 State						
	Appropriation		400,000.00	400,000.00-			
9307-	- 1969 State						
	Appropriation		350,000.00	6,428,992.00-			6,078,992.00-
9306-9532-03	Remodel Psychology and State Board Health Building						
	- 1967 State						
	Appropriation	400,000.00-		400,000.00			
9201-9544-03	Remodel Mineral Engineering Laboratory						
	- NSF Grant	9,950.00-	9,950.00				
9307-9552-03	Museum of Natural History Addition						
	- 1969 State						
	Appropriation		100,000.00	270,600.00-			170,600.00-
9200-9555-03	Child Development Building Addition						
	- USPHS Grant	134,762.00-	107,109.00				27,653.00-
9600-	- Gifts Funds	29,574.00-					29,574.00-
9306-9570-03	Development Outdoor Physical Education Teaching Area						
	- 1967 State						
	Appropriation	236,000.00-	10,000.00				226,000.00-
9307-9571-03	Equipment for Radio and Tele- vision						
	- 1969 State						
	Appropriation		40,000.00	447,291.00-			407,291.00-
9613-9575-03	Diehl Hall Addition						
	- Gift Funds - 4th & 5th Floor . . .	13,030.00-	3,300.00				9,730.00-

PLANT FUNDS
Anticipated Income
July 1, 1969 to June 30, 1970

SCHEDULE E-3

Dept. and Fund		July 1, 1969	Income	Transfers	Expenditures	Balance June 30, 1970	
						Obligated	Unobligated
9614-	- Gift Funds -						
	6th Floor	10,500.00-					10,500.00-
9307-9591-03	Health Science Facilities Planning - 1969 State Appropriation		2,100,000.00				11,900,000.00-
9501-9605-03	Football Stadium Rehabilitation - Athletics	14,000,000.00-		386,000.00-			386,000.00-
9502-9607-03	Union Capital Expansion - Union Fund		397,185.49	397,185.49-			
9209-9623-03	Purchase of Electronic Microscope - Minnesota Medical Foundation	40,000.00-		40,000.00			
9307-9624-03	Commuter Food Facility and Study Space - 1969 State Appropriation		10,000.00	200,000.00-			190,000.00-
9307-9625-03	Law Library - 1969 State Appropriation		40,000.00	80,000.00-			40,000.00-
9204-9629-03	West Bank Library - HEFA Grant, Title II	144,399.00-	36,799.00				107,600.00-
9205-	-HEFA Grant, Title I	63,551.00-					63,551.00-
9205-9634-03	Classroom Building South of Highway - West Bank - HEFA Grant, Title I	28,050.00-	28,050.00				
9601-9636-03	Accoustical Shield Northrop Memorial Auditorium - Minnesota Orchestral Association - Other Funds			36,305.00-			36,305.00-
9900-				22,000.00-			22,000.00-
9307-9638-03	Belgen Hall Third Floor - 1969 State Appropriation		133,700.00	133,700.00-			
9307-9639-03	Air Conditioning West Bank Phase I - 1969 State Appropriation		290,000.00	290,000.00-			
9307-9640-03	Purchase of Land West Bank - 1969 State Appropriation		500,000.00	2,000,000.00-			1,500,000.00-
9202-9642-03	Medicine Laboratory - Hill Burton Funds	58,671.90-	58,025.70	646.20			
9306-9654-03	General Outdoor Advertising Building - 1967 State Appropriation	125,000.00-					125,000.00-
9307-9660-03	Hospital Primary Electrical System - 1969 State Appropriation		150,000.00	150,000.00-			
9307-9663-03	University Theatre Building - 1969 State Appropriation		165,000.00	6,237,800.00-			6,072,800.00-
9306-9701-03	Coffey Hall Remodeling - 1967 State Appropriation	300,000.00-	100,000.00				200,000.00-
9307-	- 1969 State Appropriation			180,000.00-			180,000.00-
9306-9704-03	Addition Veterinary Diagnostic Research Laboratory - 1967 State Appropriation	625,000.00-	625,000.00				
9204-9705-03	Entomology, Fisheries and Wildlife Building - HEFA Grant, Title II	81,954.00-	81,954.00				
9204-9710-03	Horticultural Science Facility - USOE Title II	500,000.00-	273,500.00				226,500.00-
9206-	- USDA Grant	132,507.00-					132,507.00-
9306-	- 1967 State Appropriation	2,522,000.00-	1,822,000.00				700,000.00-
9307-	- 1969 State Appropriation	408,572.00-					408,572.00-

PLANT FUNDS
Anticipated Income
July 1, 1969 to June 30, 1970

SCHEDULE E-3

Dept. and Fund		July 1, 1969	Income	Transfers	Expenditures	Balance June 30, 1970	
						Obligated	Unobligated
9205-9715-03	Veterinary Medicine Building - HEFA Grant, Title I	500,000.00-	194,900.00				305,100.00-
9305-	- 1965 State Appropriation	600,000.00-	600,000.00				
9306-	- 1967 State Appropriation	522,182.00-					522,182.00-
9307-	- 1969 State Appropriation	515,828.00-	115,828.00				400,000.00-
9307-9728-03	Agricultural Economics and Rural Sociology Classroom Building Planning - 1969 State Appropriation		20,000.00	3,964,100.00-			3,944,100.00-
9307-9738-03	Sanitary Sewer and Water Main Extension - 1969 State Appropriation		10,000.00	55,000.00-			45,000.00-
9204-9742-03	Biological Sciences Facility - USOE Grant			1,000,000.00-			1,000,000.00-
9205-	- USOE Grant			334,417.00-			334,417.00-
9307-	- 1969 State Appropriation		950,000.00	6,300,000.00-			5,350,000.00-
9306-9745-03	Programmatic Planning Funds Animal Science Facilities and Veterinary Medicine Building - 1967 State Appropriation	131,000.00-	131,000.00				
9307-	- 1969 State Appropriation		60,000.00	2,700,000.00-			2,640,000.00-
9307-9752-03	Plant Pathology Greenhouse - 1969 State Appropriation		41,000.00	371,000.00-			330,000.00-
9307-9753-03	Snyder Hall Rehabilitation - 1969 State Appropriation		65,000.00	149,500.00-			84,500.00-
9307-9754-03	Teaching Facilities Rehabilitation - 1969 State Appropriation		141,460.00	181,460.00-			40,000.00-
9307-9755-03	Electrical Distribution System - 1969 State Appropriation		20,000.00	210,000.00-			190,000.00-
9306-9800-03	Reception Center Residence Hall Food Service - 1967 State Appropriation	200,000.00-					200,000.00-
9307-	- 1969 State Appropriation			275,000.00-			275,000.00-
9307-9803-03	Duluth Health Service - 1969 State Appropriation			56,000.00-			56,000.00-
9307-9804-03	Land Acquisition Priority I - 1969 State Appropriation		50,000.00	200,000.00-			150,000.00-
9306-9806-03	Residence Hall Phase III Duluth - 1967 State Appropriation	450,000.00-	450,000.00				
9528-	- HUD	1,925,000.00-					1,925,000.00-
9205-9809-03	Life Science Building - HEFA Grant, Title I	21,350.00-	21,350.00				
9524-9815-03	Student Housing - UMD - FH & HF Agency Loan Fund	675,000.00-		675,000.00			
9623-9817-03	Stadium Project - Gift Funds	9,393.00-	4,011.50				5,381.50-
9205-9825-03	Library Addition - HEFA Grant	43,950.00-	43,950.00				

PLANT FUNDS
Anticipated Income
July 1, 1969 to June 30, 1970

SCHEDULE E-3

Dept. and Fund		July 1, 1969	Income	Transfers	Expenditures	Balance June 30, 1970	
						Obligated	Unobligated
9307-9830-03	Administration Building Planning - 1969 State						
	Appropriation		684,785.00	2,334,785.00-			1,650,000.00-
9205-9831-03	Classroom and Faculty Office Building - HEFA Grant, Title I	330,000.00-	179,256.00				150,744.00-
9306-	- 1967 State						
	Appropriation	201,790.00-	201,790.00				
9205-9832-03	Science Lecture Hall - HEFA Grant, Title I	86,666.00-	29,743.00				56,923.00-
9306-	- 1967 State						
	Appropriation	24,501.00-	24,501.00				
9205-9833-03	Theatre Building - USOE, Title I	482,392.00-					482,392.00-
9306-	- 1967 State						
	Appropriation	485,000.00-	85,000.00				400,000.00-
9600-	- Gifts	204,977.67-	105,326.47	435.79			99,215.41-
9208-9835-	Rock Hill Park - USDA Grant	38,958.33-	15,802.21	17,500.00-			40,656.12-
9307-9836-03	Duluth Plant Services Center - 1969 State						
	Appropriation		70,000.00	460,000.00-			390,000.00-
9307-9837-03	Duluth Classroom and Laboratory Building - 1969 State						
	Appropriation		30,000.00	96,000.00-			66,000.00-
9307-9838-03	Electrical Distribution System Duluth - 1969 State						
	Appropriation		150,000.00	250,000.00-			100,000.00-
9307-9839-03	Landscaping and Improvements Duluth - 1969 State						
	Appropriation		15,000.00	25,000.00-			10,000.00-
9307-9840-03	Residence Hall 400 Students - Duluth - 1969 State						
	Appropriation		75,000.00	635,000.00-			560,000.00-
9205-9851-03	Science Building 2nd and 3rd Units - HEFA Grant, Title I	33,644.00-	23,624.00	10,020.00			
9306-9856-03	Electricity Distribution System - 1967 State						
	Appropriation	100,000.00-	100,000.00				
9307-	- 1969 State						
	Appropriation		21,000.00	138,000.00-			117,000.00-
9205-9863-03	Science Building - HEFA Grant, Title I	22,632.00-	7,053.00	5,204.00			10,375.00-
9307-9867-03	Food Service Facility - 1969 State						
	Appropriation		100,000.00	1,042,000.00-			942,000.00-
9533-	- HUD Loan			525,000.00-			525,000.00-
9205-9876-03	Physical Education Building - HEFA Grant, Title I	486,666.00-	363,393.00				123,273.00-
9306-	- 1967 State						
	Appropriation	713,334.00-	713,334.00				
9307-	- 1969 State						
	Appropriation	310,934.00-	110,934.00				200,000.00-
9306-9878-03	Complete Science Complex and North Entrance Road - 1967 State						
	Appropriation	94,000.00-	94,000.00				
9307-	- 1969 State						
	Appropriation		50,000.00	50,000.00-			
9306-9879-03	Heating Plant Building - 1967 State						
	Appropriation	150,000.00-	150,000.00				
9306-9880-03	Heating Tunnel and Piping South Area - 1967 State						
	Appropriation	50,000.00-	50,000.00				
9306-9881-03	Residence Hall - 1967 State						
	Appropriation	235,000.00-	235,000.00				
9529-	HUD Grant	1,300,000.00-					1,300,000.00-

PLANT FUNDS
Anticipated Income
July 1, 1969 to June 30, 1970

SCHEDULE E-3

Dept. and Fund		July 1, 1969	Income	Transfers	Expenditures	Balance June 30, 1970	
						Obligated	Unobligated
9307-9884-03	Residence Hall 300 Units - 1969 State Appropriation		40,000.00	412,500.00-			372,500.00-
9307-9885-03	Humanities Building - 1969 State Appropriation		50,000.00	2,450,000.00-			2,400,000.00-
9307-9886-03	Behmler Hall Rehabilita- tion - 1969 State Appropriation		11,000.00	120,000.00-			109,000.00-
9307-9887-03	Removal of Railroad Tracks - Morris - 1969 State Appropriation			20,000.00-			20,000.00-
9307-9888-03	Landscape and Improve- ments - Morris - 1969 State Appropriation		2,000.00	25,000.00-			23,000.00-
9307-9889-03	Library Phase II - Morris - 1969 State Appropriation		25,000.00	35,600.00-			10,600.00-
9307-9900-03	Classroom Building - Crookston - 1969 State Appropriation		76,250.00	1,525,000.00-			1,448,750.00-
9307-9902-03	Crookston Owen Hall Addition - 1969 State Appropriation		14,250.00	224,444.00-			210,194.00-
9307-9903-03	Improvements Crookston - 1969 State Appropriation		10,000.00	195,000.00-			185,000.00-
9307-9904-03	Laboratory - Itasca - 1969 State Appropriation		2,250.00	25,000.00-			22,750.00-
9307-9911-03	Horticulture Teaching Complex - 1969 State Appropriation		20,500.00	210,000.00-			189,500.00-
9307-9912-03	Classroom Wing Exten- sion - Waseca - 1969 State Appropriation		43,750.00	475,000.00-			431,250.00-
9307-9917-03	Remodel Service Office - Student Center - Waseca - 1969 State Appropriation		10,000.00	89,000.00-			79,000.00-
9306-9918-03	Water Well and Main Sewer - Cloquet - 1967 State Appropriation	12,000.00-	12,000.00				
9305-9919-03	Land Acquisition - Cloquet - 1965 State Appropriation	7,500.00-	7,500.00				
9307-9922-03	Maintenance-Laundry- Dorm - Waseca - 1969 State Appropriation		17,100.00	71,000.00-			53,900.00-
9307-9923-03	Swine Research Facility - Rosemount - 1969 State Appropriation		20,000.00	185,000.00-			165,000.00-
9307-9925-03	Crookston Research Equipment Facility - 1969 State Appropriation		14,400.00	48,000.00-			33,600.00-
9307-9926-03	Crookston Animal Handling Facility - 1969 State Appropriation		35,000.00	35,000.00-			
9307-9929-03	Machine Storage Building - Excelsior - 1969 State Appropriation		2,150.00	23,000.00-			20,850.00-
9307-9932-03	Tile Drainage Excelsior - 1969 State Appropriation		10,000.00	10,000.00-			
9306-9938-03	Dormitory Building - Crookston - 1967 State Appropriation	200,000.00-		1,180,000.00-			200,000.00-
9534-	- Loan						1,180,000.00-

PLANT FUNDS
Anticipated Income
July 1, 1969 to June 30, 1970

SCHEDULE E-3

Dept. and Fund		July 1, 1969	Income	Transfers	Expenditures	Balance June 30, 1970	
						Obligated	Unobligated
9307-9939-03	Campus Lighting Parking Lot Roadway - Waseca - 1969 State Appropriation		1,750.00	15,000.00-			13,250.00-
9307-9941-03	Dairy Management Facility - Waseca - 1969 State Appropriation		22,250.00	145,000.00-			122,750.00-
9307-9942-03	Grain Drying and Storage - Waseca - 1969 State Appropriation		35,000.00	35,000.00-			
9307-9943-03	Water Management System - Waseca - 1969 State Appropriation		9,250.00	85,000.00-			75,750.00-
9306-9944-03	Land Acquisition - Waseca - 1967 State Appropriation	94,000.00-					94,000.00-
9306-9945-03	Utilities Installation - Morris Experimental Station - 1967 State Appropriation	10,000.00-	10,000.00				
9307-9953-03	Electrical System Distributor - Itasca - 1969 State Appropriation		4,100.00	42,000.00-			37,900.00-
9306-9955-03	Machinery Storage - Cloquet - 1967 State Appropriation	5,000.00-	5,000.00				
9306-9958-03	Turkey Research Facility - Rosemount - 1967 State Appropriation	86,890.00-	86,890.00				
9307-9959-03	Excelsior Shop and Storage Facility - 1969 State Appropriation		4,750.00	35,000.00-			30,250.00-
9307-9961-03	Excelsior Road Surfacing - 1969 State Appropriation		28,450.00	49,000.00-			20,550.00-
9306-9963-03	Deep Well and Irrigating System - Excelsior Arboretum - 1967 State Appropriation	6,000.00-	6,000.00				
9306-9964-03	Education and Research Center - Excelsior Arboretum - 1967 State Appropriation	30,000.00-	30,000.00				
9307-9966-03	Lamberton Office and Continuing Education Center - 1969 State Appropriation		42,500.00	125,000.00-			82,500.00-
9307-9968-03	Sheep Research Facility - 1969 State Appropriation		1,400.00	28,000.00-			26,600.00-
9307-9969-03	Herdsmen Residence - Morris - 1969 State Appropriation		750.00	15,000.00-			14,250.00-
9307-9970-03	Garage and Shop Facility - Morris - 1969 State Appropriation		12,000.00	30,000.00-			18,000.00-
9307-9973-03	Dairy Research Facility - 1969 State Appropriation		11,500.00	130,000.00-			118,500.00-
9208-9979-03	Land Acquisition and Development - Cedar Creek - Bureau of Outdoor Recreation	2,010.00-	475.00	280.73			1,254.27-
9601-9986-03	Turkey Research Facility - Rosemount - Gift Funds	35,000.00-					35,000.00-
9201-9988-03	Renovation of the Laboratories - Itasca - NSF Grants	9,878.12-	9,878.12				

PLANT FUNDS
Anticipated Income
July 1, 1969 to June 30, 1970

SCHEDULE E-3

Dept. and Fund		July 1, 1969	Income	Transfers	Expenditures	Balance June 30, 1970	
						Obligated	Unobligated
9698-9990-03	Capital Assets - Gift Funds		8,300.00	8,300.00-			
9307-9993-03	Road Resurfacing - Grand Rapids - 1969 State Appropriation		1,000.00	10,000.00-			9,000.00-
9307-9994-03	Potato Storage - Grand Rapids - 1969 State Appropriation		2,500.00	30,000.00-			27,500.00-
9307-9995-03	Cloquet - Classroom Study Hall, Library Office, Lab - 1969 State Appropriation		72,500.00	250,000.00-			177,500.00-
9307-9996-03	Student Cabins - Cloquet - 1969 State Appropriation		4,200.00	24,000.00-			19,800.00-
9307-9997-03	Forest Road Improve- ments - Cloquet - 1969 State Appropriation		2,000.00	20,000.00-			18,000.00-
Total		<u>\$ 60,444,926.14-</u>	<u>\$ 21,697,815.62</u>	<u>\$ 46,700,456.79-</u>	<u>\$</u>		<u>\$ 85,447,567.31-</u>

PLANT FUNDS
Sinking Fund and Reserve Accounts
July 1, 1969 to June 30, 1970

SCHEDULE E-4

Dept. and Fund		Balance July 1, 1969	Income	Transfers	Expenditures	Balance June 30, 1970	
						Obligated	Unobligated
Sinking Funds							
9116-9353-00	St. Paul Projects	\$ 13,165.00	\$	\$	\$	\$	\$ 13,165.00
9506-	St. Paul Apartments and Dormitory Revenue Bonds of 1956	238,556.59		23,202.50			261,759.09
9507-	Minneapolis Dormitory Revenue Bonds of 1956 . .	299,609.99		56,651.26			356,261.25
9513-	Addition to Duluth Dormitory Revenue Bonds	45,672.25		5,911.26			51,583.51
9515-	Minneapolis Dormitory and St. Paul Apartment Revenue Bonds of 1957	281,561.89		56,958.41			338,520.30
9517-	Commonwealth Terrace - III Revenue Bonds	144,044.86		39,087.87			183,132.73
9521-	Duluth Dormitory Construc- tion Revenue Bonds of 1964	49,291.58		20,537.21			69,828.79
9522-	Morris Dormitory Revenue Bonds	22,115.94		15,828.24			37,944.18
9524-9353				36,831.25			36,831.25
9527-9353				30,000.00			30,000.00
9530-		4,157.10		16,582.90			20,740.00
9506-9356-00	Married Student Apartments - St. Paul Dormitory Revenue Bonds - Equipment	82,410.68		25,600.32			108,011.00
9507-	Minneapolis Dormitory Revenue Bonds of 1956 - Equipment Reserve . . .	52,643.54		40,021.54			92,665.08
9513-	Duluth Dormitory Construc- tion Revenue Bonds of 1958 - Equipment . . .	26,110.29		8,966.06			35,076.35
9515-	Minneapolis Dormitory and St. Paul Apartment Revenue Bonds - Equipment	66,606.33		40,285.70			106,892.03
9517-	Commonwealth Terrace - III Equipment	13,005.80		18,253.81			31,259.61
9521-	Duluth Dormitory Revenue Bonds of 1964 - Equipment Reserve	9,388.67		6,415.09			15,803.76

PLANT FUNDS
Sinking Fund and Reserve Accounts
July 1, 1969 to June 30, 1970

SCHEDULE E-4

Dept. and Fund						Balance June 30, 1970	
		Balance July 1, 1969	Income	Transfers	Expenditures	Obligated	Unobligated
9522-	Morris Dormitory Revenue						
	Bonds of 1964 —						
	Equipment Reserve	2,149.38		2,016.26			4,165.64
9524-9356				204.70			204.70
9530-9356				250.00			250.00
9506-9358-00	Married Student Apartments —						
	St. Paul Dormitory Revenue						
	Bonds — Repairs	130,594.58					130,594.58
9507-	Minneapolis Dormitory						
	Revenue Bonds of 1956						
	— Building Maintenance . .	117,077.88		38,000.00			155,077.88
9513-	Duluth Dormitory Construc-						
	tion Revenue Bonds of						
	1958 — Repairs	22,332.66		3,500.00			25,832.66
9515-	Minneapolis Dormitory and						
	St. Paul Apartment						
	Revenue Bonds — Repairs .	128,286.49		20,000.00			148,286.49
9517-	Commonwealth Terrace						
	— III Repairs	117,826.67		22,000.00			139,826.67
9521-	Duluth Dormitory Revenue						
	Bonds of 1956 —						
	Building Maintenance . . .	12,181.00		4,000.00			16,181.00
9522-	Morris Dormitory Revenue						
	Bonds of 1964 —						
	Building Maintenance . . .	6,149.40		2,000.00			8,149.40
Reserves for Certificates							
9101-9354		1,824.08		892.86—			931.22
9103-	General Motors Building . . .	617.65		1,998.00			2,615.65
9104-		17,638.63					17,638.63
9106-	Service Terminal Building . . .	3,195.06		1,000.64			4,195.70
9109-		79,998.00		79,998.00—			
9110-		84,201.00		2,534.89			86,735.89
9326-9354				50,000.00			50,000.00
9520-	Washington Avenue						
	Parking Ramp						
9630-	Mrs. Tuohy Art Gallery	9,833.05—		9,833.05			
9900-	Northrup Auditorium						
	Air Conditioning	69,322.96		17,024.92—			52,298.04
Other Reserves							
9399-9357-00	Temporary Investment Income						
	— Special State Funds . . .	16,409.49		138,087.12			154,496.61
9100-9359-00	Temporary Investment Income						
	— General University Funds	480.26—		55,593.75			55,113.49
9502-	Coffman Union Expansion						
	Reserve	1,298,699.91		487,614.44			1,786,314.35
9535-	Bookstore Expansion						
	— West Bank	80,878.56		75,846.03			156,724.59
	Total	\$3,527,410.60	\$	\$1,257,696.52	\$	\$	\$4,785,107.12

STATEMENT OF INVESTMENT IN PLANT
July 1, 1969 to June 30, 1970

EXHIBIT F

	Total July 1, 1969	Expenditures		Adjustments	Total June 30, 1970
		Current Funds	Plant Funds		
Land	\$ 17,245,476.09	\$ 32,626.04	\$ 811,695.00	\$ 66,255.00-	\$ 18,023,542.13
Buildings	203,178,122.95	836,559.98	18,712,987.23	101,139.86-	222,626,530.30
Other Permanent Improvements	13,191,120.49	235,984.11	955,531.24	39,175.96-	14,343,459.88
Equipment	77,168,740.89	7,133,070.09	920,245.79	2,008,485.02-	83,213,571.75
Museums and Collection	3,004,016.30	112,559.85		9,496.11	3,126,072.26
Library and Reference Books	15,174,021.15			1,523,481.98	16,697,503.13
Livestock	399,020.50	194,777.80		70,668.86-	523,129.44
Totals	\$329,360,518.37	\$8,545,577.87	\$21,400,459.26	\$ 752,746.61-	\$358,553,808.89

SUMMARY OF INVENTORY OF LAND
July 1, 1969 to June 30, 1970

SCHEDULE F-1

	Acres	Book Value July 1, 1969	Additions	Adjustments	Book Value June 30, 1970
Instruction and Research:					
Minneapolis Campus	275.247	\$14,584,093.44	\$521,956.99	\$37,000.00-	\$15,069,050.43
St. Paul Campus ¹	712.990	1,152,556.40	227,978.18		1,380,534.58
University of Minnesota - Duluth	204.176	151,111.82			151,111.82
University of Minnesota - Morris	1,202.360	169,871.30			169,871.30
University Airport Site	326.430	16,800.00			16,800.00
Cedar Creek Natural History Area	4,326.600	293,928.87	55,900.00	22,700.00-	327,128.87
Village of Marine on the St. Croix	1.140	217.00			217.00
Willmar	2.500	500.00			500.00
Greece		2,617.20	3,110.87		5,728.07
Banfills Island			6,675.00		6,675.00
Schools and Experiment Stations:					
Crookston	1,277.870	234,580.53			234,580.53
Grand Rapids	732.900	41,899.80			41,899.80
Excelsior	403.060	99,254.27	28,700.00	6,555.00-	121,399.27
Maple Plain634	6,048.01			6,048.01
Waseca	599.101	78,284.94			78,284.94
Lamberton	400.000	105,102.50			105,102.50
Duluth	282.740	41,739.97			41,739.97
Cloquet	3,702.090	69,258.89			69,258.89
Rosemount	8,011.420	92,388.04			92,388.04
Potato Research Farm	50.200	2,997.79			2,997.79
Total Instruction and Research	22,511.458	\$17,143,250.77	\$844,321.04	\$66,255.00-	\$17,921,316.81
Other Lands:					
Federal Land Grant		\$ 70,495.25			\$ 70,495.25
Salt Springs Land		28,778.00			28,778.00
Inter-Campus Right of Way		2,952.07			2,952.07
Total Other Lands		\$ 102,225.32			\$ 102,225.32
Total Instruction, Research and Other Lands	22,511.458	\$17,245,476.09	\$844,321.04	\$66,255.00-	\$18,023,542.13
Land and Buildings in Trust:					
Included in Assets of Endowment Funds and Plant Funds ²					
Marshall and Margaret Alworth Endowment					\$ 220,000.00
Lewis S. and Florence E. Diamond Student Aid					48,000.00
Minnesota Hospital and Home for Crippled Children					25,000.00
Ludden Real Estate Fund					1,800.00
Pioneer Fund					80.00
Merriam Trust Fund					200,000.00
Rishmiller Fund					3,740.00
Minnesota Academy of Science					1.00
Minnesota Horticulture Society					35,000.00
Charles H. Smith Trust Fund					2,000.00
Total Land and Buildings in Trust					\$ 535,621.00

¹Includes University Grove and University Field

²Depreciation on buildings not deducted

SUMMARY OF ASSETS – BUILDINGS
July 1, 1969 to June 30, 1970

SCHEDULE F-2

	Value July 1, 1969	Additions 1969-70	Adjustments 1969-70	Value June 30, 1970
Minneapolis Campus	\$112,742,979.26	\$ 8,196,212.44	\$ 60,225.06-	\$120,878,966.64
Minneapolis Campus – West Bank	23,103,672.72	1,072,858.30	37,000.00	24,213,531.02
Off Campus	1,453,311.10	999,944.64	22,700.00	2,475,955.74
St. Paul Campus	32,267,424.82	4,391,607.76	130,147.69-	36,528,884.89
University of Minnesota – Duluth	18,533,501.97	1,973,111.78	3,500.00-	20,503,113.75
University of Minnesota – Morris	6,223,615.24	2,338,382.74		8,561,997.98
University of Minnesota Technical College – Crookston	1,550,092.99	91,636.82		1,641,729.81
Southern School of Agriculture and Technical College – Waseca	2,648,021.03	4,704.90		2,652,725.93
School and Experiment Stations:				
Crookston	632,268.05	12,358.92	17,342.20	661,969.17
Duluth – Horticultural Center	171,343.03		5,500.00-	165,843.03
Grand Rapids	670,491.11	56,498.99	96.91	727,087.01
Itasca Park	306,700.11	11,620.74	00.00-	317,920.85
Morris	508,633.91	62,634.48	10,257.46-	552,010.93
Waseca	380,134.57	4,540.09		384,674.66
Excelsior Arboretum	52,282.36	17,983.49	41,109.14	111,374.99
Excelsior – Horticultural Research Center	118,170.48	2,045.52	3,500.00	123,716.00
Cloquet	142,314.79	38,229.00	16,000.00	196,543.79
Lamberton	80,279.67	26,014.27		106,293.94
Rosemount Research Center	772,570.77			772,570.77
Rosemount Agricultural Experiment Station	820,314.97	223,025.93	6,278.50	1,049,619.40
Miscellaneous		26,136.40	26,136.40-	
Total Buildings	<u>\$203,178,122.95</u>	<u>\$19,549,547.21</u>	<u>\$101,139.86-</u>	<u>\$222,626,530.30</u>

SUMMARY OF ASSETS – OTHER PERMANENT IMPROVEMENTS
July 1, 1969 to June 30, 1970

SCHEDULE F-3

Location	Value July 1, 1969	Additions	Adjustments	Value June 30, 1970
Minneapolis Campus	\$ 4,418,602.25	\$ 166,465.35	\$18,640.92	\$ 4,603,708.52
Minneapolis Campus – West Bank	1,755,716.18	225,576.78		1,981,292.96
St. Paul Campus	2,250,310.64	151,604.35		2,401,914.99
University of Minnesota – Duluth	1,509,769.84	149,650.06	2,490.26	1,661,910.16
University of Minnesota – Morris	181,513.90	282,716.03		464,229.93
University of Minnesota Technical College – Crookston	24,867.51	1,628.70		26,496.21
Rosemount Research Center	208,449.38	2,279.19		210,728.57
Agricultural Experiment Stations	1,202,865.29	56,344.71	22,697.99-	1,236,512.01
Miscellaneous:				
Campus Survey	108,207.31			108,207.31
West Campus Survey	33,747.14			33,747.14
Dorr Fountain	2,500.00			2,500.00
Fence and Wall Around Athletic Field	4,073.90			4,073.90
Old Home Memorial – St. Paul Campus	3,400.00			3,400.00
Pillsbury Statue	15,000.00			15,000.00
Greysolen DuLucht Statue	6,069.26			6,069.26
Plaque of Old Main	665.51			665.51
Soldier's Monument	7,000.00			7,000.00
Drill Core	43.29			43.29
James Ford Bell Fountain	4,202.62			4,202.62
Footbridges over Washington Avenue	13,645.08			13,645.08
Footbridges over Great Northern Railroad Track	48,525.28			48,525.28
Grounds at University Airport	31,944.91	2,062.14		34,007.05
Grounds at University Grove	37,223.64	787.25		38,010.89
Cedar Creek Natural History Area	30,562.93	1,855.70		32,418.63
Parking Lots – Minneapolis Campus	719,700.17	6,328.90		726,029.07
Parking Lots – St. Paul Campus	211,434.57	12,846.38		224,280.95
Parking Lots – West Bank	156,819.75	27,981.33		184,801.08
Grounds at All University Camp Projects	1,192.99			1,192.99
Arboretum at Excelsior	83,633.42	23,417.21	37,609.15-	69,441.48
Heavy Equipment Area – Como	1,697.15	641.82		2,338.97
Grounds at Marine on the St. Croix Observatory	3,288.10			3,288.10
Como Area	33,929.76	44,824.24		78,754.00
Bierman Field	68,876.34	34,505.21		103,381.55
Other	11,642.38			11,642.38
Total	<u>\$13,191,120.49</u>	<u>\$1,191,515.35</u>	<u>\$39,175.96-</u>	<u>\$14,343,459.88</u>

SUMMARY OF ASSETS – EQUIPMENT
July 1, 1969 to June 30, 1970

SCHEDULE F-4

College or Activity	Value July 1, 1969	Additions 1969-70	Transfers & Adjustments	Value June 30, 1970
General Administration	\$ 1,468,150.68	\$ 51,579.77	\$ 170,570.72	\$ 1,690,301.17
General Expense	2,488,844.59	560,997.75	24,758.14	3,074,600.48
Instruction and Departmental Research:				
College of Liberal Arts	1,467,991.11	262,806.70	7,863.97-	1,722,933.84
Institute of Technology	7,387,524.78	327,356.43	1,159,814.51	8,874,695.72
Institute of Agriculture	3,666,142.24	113,980.13	74,977.73	3,855,100.10
College of Medical Sciences	9,799,548.09	981,227.42	85,797.83-	10,694,977.68
College of Biological Sciences	1,667,472.45	112,269.13	28,059.41	1,807,800.99
College of Veterinary Medicine	1,058,030.24	34,251.09	3,183.14-	1,089,098.19
School of Dentistry	983,840.94	162,489.81	58,918.47-	1,087,412.28
Law School	105,644.08	4,708.38	24,930.52-	85,421.94
College of Pharmacy	326,846.70	44,728.32	2.95-	371,572.07
College of Education	529,259.09	88,061.43	16,681.23-	600,639.29
Summer Session	37,110.41	5,356.10	11,304.14-	31,162.37
Graduate School	83,460.95	586.09	8,009.49	92,056.53
School of Business Administration	160,757.35	20,693.41	3,587.97-	177,862.79
University of Minnesota – Morris	292,184.72	17,855.11	3,452.87	313,492.70
University College	449.05	169.00		618.05
General College	114,906.32	4,140.47	14,272.31	133,319.10
University of Minnesota – Duluth	1,265,556.40	73,573.58	43,337.95	1,382,467.93
Military Departments	16,586.14	134.00-		16,452.14
University of Minnesota Technical Institute – Crookston	171,839.52	50,629.69	15,567.28-	206,901.93
Hospitals	5,013,531.02	534,557.98	48,075.71-	5,500,013.29
Organized Activities Relating to Instructional Departments	159,716.50	12,223.71	16,723.51	188,663.72
Extension and Public Service	1,838,894.03	116,674.84	116,296.77-	1,839,272.10
Libraries	967,841.88	15,469.07	104,772.99	1,088,083.94
Budgeted Research – Experiment Stations	1,408,066.31	325,964.51	31,883.67-	1,702,147.15
Other Budgeted Research	2,389,112.31	303,048.99	67,039.10	2,759,200.40
Plant Services:				
Minneapolis	1,418,197.74	229,142.07	26,491.55	1,673,831.36
St. Paul	342,089.72	30,397.61	7,252.50-	365,234.83
Duluth	205,830.38	14,602.67	1,910.17-	218,522.88
Morris	49,844.22	12,266.53	1,345.71	63,456.46
Rosemount	241,861.22	51,902.50	2,479.51-	291,284.21
Crookston	15,177.04	10,551.18	240.00	25,968.22
Other	110,326.61	2,291.53	1,460.00-	111,158.14
Auxiliary Services:				
Minneapolis				
Dormitories and Dining Halls	1,238,845.32	55,086.23	332,343.05	1,626,274.60
Student Services	1,932,575.42	210,677.44	129,476.57-	2,013,776.29
General Services	5,522,034.93	294,560.54	133,288.42	5,949,883.89
Intercollegiate Athletics	108,414.84	17,233.17	390.62	126,038.63
St. Paul				
Dormitories and Dining Halls	288,322.12	3,412.55	4,140.17-	287,594.50
Student Services	124,571.17	7,445.19	4,309.92	136,326.28
General Services	278,444.49	93,031.60	11,680.56-	359,795.53
Athletics				
Duluth				
Dormitories and Dining Halls	242,879.41	12,770.35	13,996.31	269,646.07
Student Services	196,859.85	27,985.97	3,728.44-	221,117.38
General Services	35,764.70	1,294.89	31.00	37,090.59
Intercollegiate Athletics	8,777.21	3,223.00		12,000.21
Morris	191,925.43	25,475.73	7,159.45	224,560.61
Crookston	61,010.53	13,802.94	3,780.50	78,593.97
Grand Rapids	6,641.59			6,641.59
Waseca	80,565.06	79.95		80,645.01
Hormel Institute	28,373.35	2,804.44	92.44-	31,085.35
Organized Research:				
Selected Federal and Other Funds:				
College of Liberal Arts	7,266.00	12,513.87	400.00-	19,379.87
Institute of Technology	9,212,398.62	340,591.55	1,732,400.69-	7,820,589.48
Institute of Agriculture	166,113.14	47,293.87	18,969.41-	194,437.60
College of Medical Sciences	1,732,225.84	269,180.67	54,453.88-	1,946,952.63
College of Biological Sciences	39,754.68	1,377.87		41,132.55
College of Veterinary Medicine	22,568.75	8,217.91	272.25-	30,514.41
School of Dentistry	1,433.06	2,253.00	130.00	3,816.06
College of Education	4,936.36	16,849.72	98.45-	21,687.63
Graduate School	1,131,720.51	110,225.42	53,406.10-	1,188,539.83
School of Business Administration		2,673.06		2,673.06
General College	233.98		83.25-	150.73
University of Minnesota – Duluth	33,947.07	10,650.45	159,922.31	204,519.83
Dean of Students	1,063.05		1,063.05-	

SUMMARY OF ASSETS – EQUIPMENT
July 1, 1969 to June 30, 1970

SCHEDULE F-4

College or Activity	Value July 1, 1969	Additions 1969-70	Transfers & Adjustments	Value June 30, 1970
Museum of Natural History	21,088.73	2,412.75		23,501.48
Research – Other	502,223.19		31,084.08	533,307.27
Gifts and Grants – Student Aid	283,067.33	46,185.90	70,250.52-	259,002.71
Gifts and Grants – Other Purposes	5,479,928.15	909,426.22	711,890.81-	5,677,463.56
Plant Funds	929,464.13	923,152.67	1,205,176.49-	647,440.31
Unassigned Departments	667.65	1,159.70	159.50-	1,667.85
Class Corrections		540.00	540.00-	
Unreconciled Purchases		3,174.26	3,174.26-	
Totals	<u>\$77,168,740.89</u>	<u>\$8,053,315.88</u>	<u>\$2,008,485.02-</u>	<u>\$83,213,571.75</u>

SUMMARY OF ASSETS – MUSEUMS AND COLLECTIONS
July 1, 1969 to June 30, 1970

SCHEDULE F-5

	Value July 1, 1969	Purchases	Gifts	Collections	Transfers and Adjustments	Value June 30, 1970
James Ford Bell Museum of						
Natural History	\$ 279,233.80	\$ 82.13	\$ 30,811.00	\$3,180.00	\$ 5.75-	\$ 313,301.18
University Art Gallery	554,947.89		69,130.00		11,698.58	635,776.47
Anthropology	28,834.17					28,834.17
Botany	325,923.14	35.76	1,420.00		7.76-	327,371.14
Art History	91,491.00	1,397.76			91,202.76-	1,686.00
Studio Arts	194.99	90.00				284.99
Geology and Geophysics	57,144.79					57,144.79
Zoology	7,891.21	15.00				7,906.21
Entomology, Fisheries and Wildlife	128,716.96	12.50		4,260.10		132,989.56
Plant Pathology and Physiology	87,377.90					87,377.90
Agricultural Extension	69,295.11	8,928.37	150.00		4,424.50-	73,948.98
Pharmacy	3,788.63				75.00-	3,713.63
Audio Visual Extension Service	1,117,491.24	66,045.76			19,634.54-	1,163,902.46
Audio Visual Resources	109,795.68	7,083.31			376.41	117,255.40
Vance Memorial Fund	1,550.00					1,550.00
Sub-Totals	<u>\$2,863,676.51</u>	<u>\$ 83,690.59</u>	<u>\$101,511.00</u>	<u>\$7,440.10</u>	<u>\$103,275.32-</u>	<u>\$2,953,042.88</u>
Other Departments						
Minneapolis Campus	\$ 749.70	\$ 17,700.33	\$	\$	\$ 16,502.46-	\$ 1,947.57
St. Paul Campus	3,006.11	1,015.71			701.21-	3,320.61
University of Minnesota – Duluth	125,625.20	1,293.20	19,635.00		1,405.50	147,958.90
University of Minnesota – Morris	9,628.25	4,300.00			16.50-	13,911.75
Crookston	1,035.58	4,560.02				5,595.60
Waseca	254.52					254.52
Grand Rapids	21.93					21.93
Cloquet	18.50					18.50
Sub-Totals	<u>\$ 140,339.79</u>	<u>\$ 28,869.26</u>	<u>\$ 19,635.00</u>	<u>\$</u>	<u>\$ 15,814.67-</u>	<u>\$ 173,029.38</u>
Totals	<u>\$3,004,016.30</u>	<u>\$112,559.85</u>	<u>\$121,146.00</u>	<u>\$7,440.10</u>	<u>\$119,089.99-</u>	<u>\$3,126,072.26</u>

SUMMARY OF ASSETS – LIBRARY AND REFERENCE BOOKS
July 1, 1969 to June 30, 1970

SCHEDULE F-6

Department or Campus	Value July 1, 1969	Gifts	Purchases and Adjustments	Value June 30, 1970	Number of Volumes
Minneapolis Campus Libraries	\$ 9,921,343.54	\$73,644.00	\$ 991,026.94	\$10,986,014.48	2,277,222
Law School	3,298,102.00	5,772.50	152,891.50	3,456,766.00	329,412
Marshall-University High School	96,696.00	130.00	9,590.00-	87,236.00	21,809
St. Paul Campus	673,100.00	1,316.00	57,684.00	732,100.00	145,420
University of Minnesota – Duluth	876,000.84	4,245.00	160,669.68	1,040,915.52	133,748
University of Minnesota – Morris	253,355.29	1,280.00	61,547.12	316,182.41	48,872
University of Minnesota Technical College – Crookston		185.00	59,815.00	60,000.00	10,070
Schools and Experiment Stations:					
Morris			1,633.70	1,633.70	905
Crookston	39,500.00		39,500.00-		
Grand Rapids	2,334.78		367.47	2,702.25	1,201
Waseca	13,588.70		364.07	13,952.77	4,672
Totals	<u>\$15,174,021.15</u>	<u>\$86,572.50</u>	<u>\$1,436,909.48</u>	<u>\$16,697,503.13</u>	<u>2,973,331</u>

SUMMARY OF ASSETS – LIVESTOCK
July 1, 1969 to June 30, 1970

SCHEDULE F-7

Department or Station	Value July 1, 1969	Purchases	Sales	Adjustments	Value June 30, 1970
Animal Science	\$184,538.86	\$ 83,609.20	\$180,638.50	\$119,179.44	\$206,689.00
Animal Science (Poultry)	13,697.00	476.05		11,247.65-	2,925.40
College of Veterinary Medicine	10,650.17	17,448.98	6,662.62	9,576.53-	11,860.00
Crookston	45,158.24	2,452.61	74,073.87	73,660.44	47,197.42
Morris	73,040.00	60,664.48	78,656.76	106,414.28	161,462.00
Grand Rapids	36,347.80	1,544.34	62,287.92	72,150.78	47,755.00
Waseca	35,588.43	16,512.89	87,861.39	81,000.69	45,240.62
Miscellaneous		12,069.25	15,954.29	3,885.04	
Totals	<u>\$399,020.50</u>	<u>\$194,777.80</u>	<u>\$506,135.35</u>	<u>\$435,466.49</u>	<u>\$523,129.44</u>

STATEMENT OF AGENCY FUNDS
July 1, 1969 to June 30, 1970

EXHIBIT G

	8579 James F. Bell Book Trust	8775 General Deposit Account – Agency	8793 Student Organizations Group Investment Trust Fund	Total All-Agency Funds
Balance July 1, 1969	\$10,475.00	\$708.30	\$172,748.42	\$183,931.72
Additions:				
Principal			145,727.00	145,727.00
Earnings			13,380.75	13,380.75
Total	<u>10,475.00</u>	<u>708.30</u>	<u>331,856.17</u>	<u>343,039.47</u>
Deductions:				
Principal			69,406.00	69,406.00
Earnings			10,438.04	10,438.04
Transfer Out	10,475.00	708.30		11,183.30
Balance June 30, 1970	<u>\$ - 0 -</u>	<u>\$ - 0 -</u>	<u>\$252,012.13</u>	<u>\$252,012.13</u>
Assets:				
Cash	\$	\$	\$ 6,143.70	\$ 6,143.70
Investments			245,868.43	245,868.43
Total	<u>\$ - 0 -</u>	<u>\$ - 0 -</u>	<u>\$252,012.13</u>	<u>\$252,012.13</u>

CASH AND BANK RECONCILEMENT
June 30, 1970

EXHIBIT H

	General Account Northwestern Bank	Payroll Account First National Bank	Miscellaneous Accounts*	Total
Balances, Per Bank June 30, 1970	\$ 1,991,335.16	\$ 1,354,326.32	\$ 932,503.09	\$ 4,278,164.57
Less Outstanding Checks	<u>2,657,657.47</u>	<u>4,772,914.52</u>	<u>22,000.00</u>	<u>7,452,571.99</u>
Treasurers Office Bank Balance	<u>\$ 666,322.31-</u>	<u>\$ 3,418,588.20-</u>	<u>\$ 910,503.09</u>	<u>\$ 3,174,407.42-</u>
Add:				
Cash on Hand and In Transit			\$ 1,368,114.60	
Returned Checks			4,753.44	
Plus Items and Adjustments in Transit:				
Interest and dividends not recorded by Northwestern National Bank in June			237,200.83	
Adjustment on maturities not recorded by Business Office in June			105,325.00	
Federal Fund transfers not recorded in Northwestern National Bank General Account in June			1,476,000.00	
Bank charges not recorded by Business Office in June80	
Returned item deposits not recorded by Northwestern National Bank in June			3,429.71	
Balance of Regular Payroll (6/30) not transferred to First National Bank in June			2,768,588.20	
Expense checks included in outstanding check total exceed entry by Business Office			<u>3,130.00</u>	<u>5,966,542.58</u>
Less Items and Adjustments in Transit:				
Balance of Regular Payroll (6/30) not transferred from Northwestern National Bank in June			2,768,588.20	
Interest and dividends not recorded by Business Office in June			65,030.86	
Securities purchases not recorded by Northwestern National Bank in June			273,425.26	
Federal Fund transfers not recorded in Northwestern National Bank Federal Fund Account in June			410,000.00	
Mechanics and Miscellaneous Payroll for June 30 charged by Business Office in June, but not included in outstanding check total			1,594,171.99	
Error in amount of Mechanics Payroll Vacation Paid Totals			38.70	
Expense checks entered by Business Office exceed inclusion in outstanding check total by			<u>72.86</u>	<u>5,111,327.87</u>
Cash Balance, Per University Records, June 30, 1970				<u>\$ 2,319,192.71-</u>
*Miscellaneous Accounts Consisting of the Following:				
Midland National Bank (Navy Pool Account)			\$ 22,503.09	
First National Bank, Minneapolis, St. Anthony Falls Office			100,000.00	
Northwestern National Bank, Minneapolis, Federal Funds			410,000.00	
University National Bank, Minneapolis			50,000.00	
First National Bank, St. Paul			200,000.00	
First American National Bank, Duluth			50,000.00	
Northern City National Bank, Duluth			75,000.00	
First National Bank, Austin			25,000.00	
Total Miscellaneous Accounts			<u>\$ 932,503.09</u>	
Cash Balances, Per University Records, June 30, 1970 (See Balance Sheet, Schedule A)				
Current Funds:				
General Maintenance and Operations Funds			\$ 15,688,495.47	
Federal Funds			17,499.99-	
Special State Funds			3,817,678.25	
University Services Funds			6,645,637.78	
Other Current Funds			<u>6,560,643.93</u>	<u>\$ 32,694,955.44</u>
Plant Funds				
General Maintenance and Operations Fund			\$ 3,237,379.35	
Federal Funds			1,410,389.31-	
Special State Funds			11,658,467.80	
University Services Funds			6,810,332.78	
Other Plant Funds			<u>3,580,808.25</u>	<u>23,876,598.87</u>

CASH AND BANK RECONCILEMENT
June 30, 1970

EXHIBIT H

	General Account Northwestern Bank	Payroll Account First National Bank	Miscellaneous Accounts*	Total
Loan Funds				1,626,262.89
Endowment Funds				533,747.53
Agency Funds				6,143.70
Total Cash and Investments				\$58,737,708.43
Less Temporary Investments				61,056,901.14-
Cash Balances, Per University Records, June 30, 1970				\$ 2,319,192.71-

NOTES AND BONDS PAYABLE – OUTSTANDING
June 30, 1970

EXHIBIT I

	Rate	Interest Paid 1969-70	Original Principal	Principal Paid 1969-70	Principal Paid To Date	Principal Outstanding June 30, 1970
PLANT FUNDS						
Minneapolis Dormitory Revenue Bonds of Bonds of 1956	2-3/4%	\$ 68,200.00	\$ 3,029,000.00	\$ 60,000.00	\$ 579,000.00	\$ 2,450,000.00
Bonds dated September 1, 1956 (registered). Due: Annual installments 1959-1996. Bond Holder: United States of America Housing and Home Finance Administration. Type: Callable, all or portion, on interest date without premium while held by this agency. Interest payment dates: March 1 and September 1.						
St. Paul Apartment and Dormitory Revenue Bonds of 1956	2-3/4%	44,550.00	1,985,000.00	40,000.00	385,000.00	1,600,000.00
Bonds dated September 1, 1956 (registered). Due: Annual installments 1959-1996. Bond Holder: United States of America Housing and Home Finance Administration. Type: Callable, all or portion, on any interest date without premium while held by this agency. Interest payment dates: March 1 and September 1. Principal payment date: September 1.						
St. Paul Apartment and Minneapolis Dormitory Revenue Bonds of 1957	2-7/8%	67,634.32	2,803,000.00	55,000.00	478,000.00	2,325,000.00
Bonds dated October 1, 1957 (registered). Due: Annual installments 1960-1997. Bond Holder: United States of America Housing and Home Finance Administration. Type: Callable, all or portion, on any interest date without premium while held by this agency. Interest payment dates: April 1 and October 1. Principal payment date: October 1.						

NOTES AND BONDS PAYABLE – OUTSTANDING
June 30, 1970

EXHIBIT I

	Rate	Interest Paid 1969-70	Original Principal	Principal Paid 1969-70	Principal Paid To Date	Principal Outstanding June 30, 1970
Duluth Dormitory Bonds of 1958 (Series A). Bonds dated January 1, 1958 (registered). Due: Annual installments 1961-1998. Bond Holder: United States of America Housing and Home Finance Administration. Type: Callable, all or portions, on any interest date without premium while held by this agency. Interest payment dates: January 1, and July 1. Principal payment date: January 1.	2-7/8%	3,248.75	131,000.00	3,000.00	21,000.00	110,000.00
Duluth Dormitory Bonds of 1958 (Series B) . . . Bonds dated January 1, 1958 (registered). Due: Annual installments 1961-1998. Bond Holder: United States of America Housing and Home Finance Administration. Type: Callable, all or any portion, on any interest date without premium while held by this agency. Interest payment dates: January 1 and July 1. Principal payment date: January 1.	2-3/4%	4,977.50	214,000.00	4,000.00	37,000.00	177,000.00
Parking Lots Loan Notes dated October 2, 1961. Quarterly payments of \$7,456.77 (Annual) \$29,827.08 includes principal and interest. Payments quarterly over a 10-year period. Payment dates: December 31, March 31, June 30, and September 30.	2-3/4%	1,493.16	259,998.00	28,333.92	223,470.36	36,527.64
Campus Club Improvements (Air Conditioning) Notes dated November 2, 1961. Quarterly payments of \$1,019.76 (Annual \$4,079.04) includes principal and interest. Payments quarterly over a 10-year period. Payment dates: February 2, May 2, August 2, and November 2.	2-3/4%	723.48	49,998.00	3,355.56	25,793.94	24,204.06
St. Paul Apartment Revenue Bonds of 1961 . . . Bonds dated April 1, 1961 (registered). Due: Annual installments 1972-2001. Bond Holder: United States of America Housing and Home Finance Administration. Type: Callable, all or portion, on any interest date without premium while held by this agency. Interest payment dates: October 1 and April 1. Principal payment date: April 1.	3-1/2%	38,675.00	1,105,000.00			1,105,000.00
St. Paul Apartment Revenue Bonds of 1961 . . . Bonds dated April 1, 1961 (Coupon). Due: Annual installments 1963-1971. Bond Holder: First National Bank of Minneapolis. Type: Negotiable, serial, coupon bonds payable to bearer. Interest payment dates: April 1 and October 1. Principal payment date: April 1.	2.85%	1,149.08	145,000.00	20,000.00	125,000.00	20,000.00
Tweed Art Gallery Notes dated December 16, 1963 with Mrs. Alice Tweed Touhy to be repaid in eight annual installments, 2 @ \$5,000.00 and 6 @ \$10,000.00.	2-1/2%		70,000.00	20,000.00	70,000.00	

NOTES AND BONDS PAYABLE – OUTSTANDING
June 30, 1970

EXHIBIT I

	Rate	Interest Paid 1969-70	Original Principal	Principal Paid 1969-70	Principal Paid To Date	Principal Outstanding June 30, 1970
Northrup Air Conditioning Notes dated January 31, 1964 to be repaid in eight annual installments beginning September 1, 1965.	2-3/4%	1,512.48	150,000.00	19,999.98	99,999.96	50,000.04
1964 Parking Ramp Loan Notes dated November 2, 1964. Interest payable quarterly. Annual payments of \$210,000.00 principal beginning November 1, 1965 with a final balloon payment of \$1,260,000.00 due on November 1, 1974.	2-7/8%	63,393.72	3,150,000.00	210,000.00	1,050,000.00	2,100,000.00
Morris Dormitory Revenue Bonds of 1964 Bonds dated April 1, 1964. Due: Annual installments 1967-2004. Bond Holder: United States of America Housing and Home Finance Administration. Interest payment dates: October 1, and April 1. Principal payment date: April 1.	3-5/8%	16,719.50	480,000.00	7,000.00	26,000.00	454,000.00
Duluth Dormitory Revenue Bonds of 1964 Bonds dated January 1, 1964. Due: Annual installments 1967-2004. Bond Holder: United States of America Housing and Home Finance Administration. Interest payment dates: July 1 and January 1. Principal payment date: January 1.	3-5/8%	23,345.00	670,000.00	10,000.00	36,000.00	634,000.00
Land Purchase at Crookston Contract for Deed – Henry Borgman. Annual installments to be paid on January 15, 1966 thru 1979.	5%	1,964.29	55,000.00	3,928.57	19,642.85	35,357.15
Parking Ramp Addition Notes dated July 8, 1964. Quarterly interest payments. Principal repaid in ten installments beginning September 1, 1965.	2-3/4%	3,753.66	259,998.00	25,999.98	129,999.96	129,998.04
Owre Hall Addition and Air Conditioning Notes dated June 7, 1966. Ten installments of \$19,800.00 each (Annual \$39,600.00) includes principal and interest. Payment dates: June 1 and December 1.	2-7/8%	1,992.36	198,000.00	39,600.00	158,400.00	39,600.00
Purchase of General Motors Storehouse Facilities Building. Notes dated March 1, 1966. Twenty installments of \$16,200.00 each (annual \$32,400.00) includes principal and interest. Payments semi-annual over a 10-year period. Payment dates: March 1 and September 1.	3%	3,402.00	324,000.00	48,600.00	243,000.00	81,000.00
Planetarium – Duluth Campus Notes dated October 1, 1965. Quarterly payments of \$1,306.25 each (annual \$5,225.00) interest only. Principal to be repaid on or before October 1, 1975. Payment dates: January 1, April 1, July 1, and October 1.	2-3/4%	5,225.00	190,000.00			190,000.00

NOTES AND BONDS PAYABLE – OUTSTANDING
June 30, 1970

EXHIBIT I

	Rate	Interest Paid 1969-70	Original Principal	Principal Paid 1969-70	Principal Paid To Date	Principal Outstanding June 30, 1970
Land Purchase at Morris Contract for Deed – E.L. Johnson. Annual payment of \$7,000.00 principal only. Interest payable at 5%. Payment date: February 15, principal and interest.	5%	2,100.00	70,001.00	7,000.00	35,000.00	35,001.00
Health Service Addition and Remodeling . . . Notes dated January 4, 1967. Quarterly payments \$3,750.00 plus interest. Payments quarterly over an 8-year period. Payment dates: January 1, April 1, July 1, and October 1.	3-1/2%	11,615.64	450,000.00	45,000.00	146,250.00	303,750.00
Morris Dormitory Revenue Bonds of 1966 . . Bonds dated October 1, 1966. Due: Annual installments 1969-2006. Bond Holder: United States of America Housing and Home Finance Administration. Type: Callable, all or portion, on any interest date without premium while held by this agency. Interest payment dates: April 1 and October 1. Principal payment date: April 1.	3%	16,980.00	575,000.00	9,000.00	18,000.00	557,000.00
Services Terminal Building Note dated July 1, 1967. Monthly payments of \$2,193.78. Interest payable at 5%.	5%	3,229.37	116,250.00	23,095.99	64,267.99	51,982.01
Residence Hall Complex – West Bank Notes dated September 1, 1967. Quarterly payments of \$13,125.00 plus interest with a balloon payment of \$529,375.00 plus interest due September 1, 1977. Interest payable at 3-3/4%.	3-3/4%	74,566.41	2,100,000.00	52,500.00	144,375.00	1,955,625.00
Computer Facilities Acquisition – 600 CDC . . Note dated 11/28/67. Annual payment of \$94,540.00, principal plus interest. Interest payable at 3-3/4%.	3-3/4%	14,181.00	472,700.00	94,540.00	189,080.00	283,620.00
Campus Club Improvement Refunding Notes Notes dated June 2, 1968. Quarterly principal payments of \$8,191.71 plus interest @ 4% due September 1, December 1, March 1 and June 1. Final principal payment in the amount of \$8,191.77 due June 1, 1971.	4%	2,129.85	98,300.58	32,766.84	65,533.68	32,766.90
Morrill Hall Addition Notes dated January 2, 1969. Nineteen installments of \$79,998.00 each (annual \$159,996.00) includes principal and interest with a balloon payment of \$880,038 due January 1, 1979. Payment dates: January 1 and July 1, beginning July 1, 1969.	4.15%	97,839.58	2,400,000.00	2,400,000.00	2,400,000.00	
Eastcliff Addition and Remodeling Notes dated April 1, 1969. Ten annual installments of \$7,000.00 include principal and interest. Payment date: April 1, beginning April 1, 1970.	4%	2,527.77	70,000.00	70,000.00	70,000.00	

NOTES AND BONDS PAYABLE – OUTSTANDING
June 30, 1970

EXHIBIT I

	Rate	Interest Paid 1969-70	Original Principal	Principal Paid 1969-70	Principal Paid To Date	Principal Outstanding June 30, 1970
Purchase of Blue Cross Building Notes 20 each in amount of \$45,000.00. Notes dated: Annual payment of \$45,000.00 on July 1, in the years 1970-1989. Interest in semiannual payments on January 1 and July 1 years 1970-1989.	4-3/4%	18,037.11	900,000.00			900,000.00
Minnesota Medical Foundation Electronic Microscope Purchase Interest free loan from the Minnesota Medical Foundation. Annual payment due June 15, 1970 thru 1974.			40,000.00	8,000.00	8,000.00	32,000.00
West Band Dormitory Complex HUD 1968 Dated April 1, 1968. Interest payable April 1 and October 1. Bonds in denomination of \$5,000.00 each. First principal payment due April 1, 1971.	3%	30,000.00	2,000,000.00			2,000,000.00
Health Service – 50 Bed Addition – Bank Loan Quarterly payments of \$7,125.00 principal plus interest. Balloon payment for balance 1/1/75.	5.0%	3,279.45	285,000.00	7,125.00	7,125.00	277,875.00
Addition to Griggs Hall Bonds – Duluth Dated October 1, 1966 and will be in denominations of \$5,000 each with interest payable October 1, 1969 and semiannually thereafter. Mature serially on October 1 in each year as follows: 1969-77 \$10,000 1978-88 15,000 1989-97 20,000 1998-2003 25,000 2004-06 30,000		20,100.00	675,000.00	10,000.00	10,000.00	665,000.00
Total Plant Funds		<u>\$648,545.48</u>	<u>\$25,521,245.58</u>	<u>\$3,357,845.84</u>	<u>\$6,864,938.74</u>	<u>\$18,656,306.84</u>
LOAN FUNDS						
Twin City Banks Student Loan Fund I Notes dated October 16, 1961. Interest payable quarterly. Annual principal payments of \$5,000.01 due October 15, 1962 to October 15, 1970 with balance of \$54,998.91 due October 15, 1971. Prepayment privileges in multiples of \$2,000 on each interest date.	2-3/4%	\$ 233.76	\$ 99,999.00	\$ 5,000.01	\$ 94,000.08	\$ 5,998.92
Twin City Banks Student Loan Fund II Notes dated October 15, 1962. Interest payable quarterly. Annual principal payments of \$5,000.01 due October 15, 1963 to October 15, 1971 with balance of \$54,999.45 due October 15, 1972. Prepayment privileges in multiples of \$2,000 on each interest date.	2-5/8%	354.36	99,999.00	5,000.01	89,000.07	10,998.93
Total Loan Funds		<u>\$ 588.12</u>	<u>\$ 199,998.00</u>	<u>\$ 10,000.02</u>	<u>\$ 183,000.15</u>	<u>\$ 16,997.85</u>
Grand Total		<u>\$649,133.60</u>	<u>\$25,721,243.58</u>	<u>\$3,367,845.86</u>	<u>\$7,047,938.89</u>	<u>\$18,673,304.69</u>