

UNIVERSITY OF MINNESOTA

# Financial Report

JUNE 30, 1969



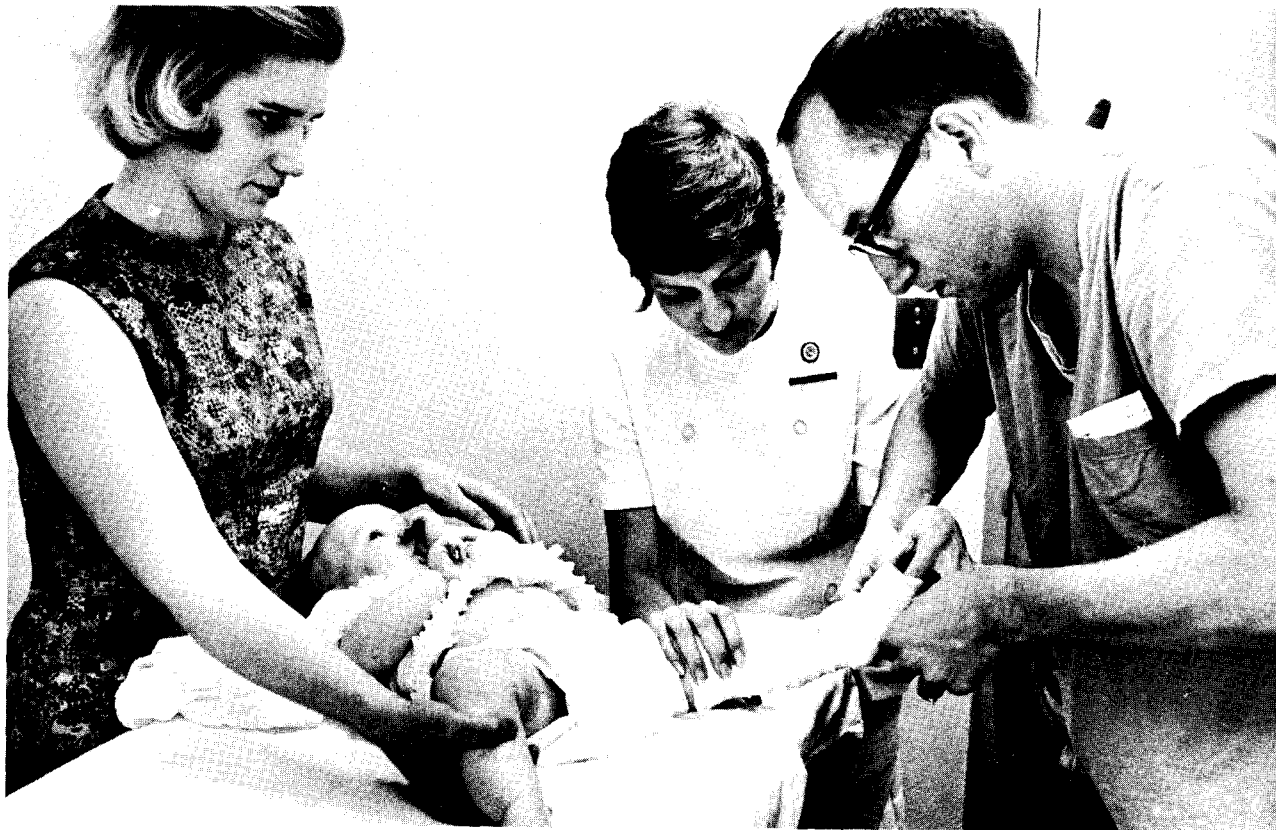
# University

## PUBLIC SERVICE

Public Services are inseparable from teaching and research functions. As examples, the General Extension Division and the Cooperative Agricultural Extension Service have the responsibility of affording opportunities for Minnesota people to extend and continue their education. In the year 1968-69, 82,547 persons paid fees and received instruction in state-wide classes. Included in this total are 11,931 persons enrolled in correspondence study courses. In addition to these formal courses, many thousands of citizens received instruction and advice through participation in workshops, seminars, and other educational meetings.

The University has many other units which provide public service. The State Technical Services Program acts in the field of industrial development, the Center for Urban and Regional Affairs acts in the field of social affairs and the University sponsors productions of the Minnesota Orchestra and the Metropolitan Opera Company to provide cultural development.

The world-renowned University of Minnesota Hospitals, the Veterinary Clinics, the Minnesota Geological Survey, the Artists Course, the Special Lecture Series are a few other examples of interaction with the community. In addition, teams competing in the Intercollegiate Athletic Program draw the interest of spectators throughout the state.





## RESEARCH

The University expended \$35,443,376 for its sponsored research program during 1968-69. Of this amount, \$28,219,169 was expended on contracts and grants with the Federal Government; \$3,704,354 from gifts from foundations, corporations, and other private sources; \$3,099,153 from the State and \$420,700 from endowment earnings. It is the continued support from all these sources that allows the University to have a strong research program which brings creative men to Minnesota and provides fundamental training for graduate students. Research, rather than being in conflict with the basic purpose of the University which is the education of the youth of Minnesota, is really complementary and basic to the instructional function.

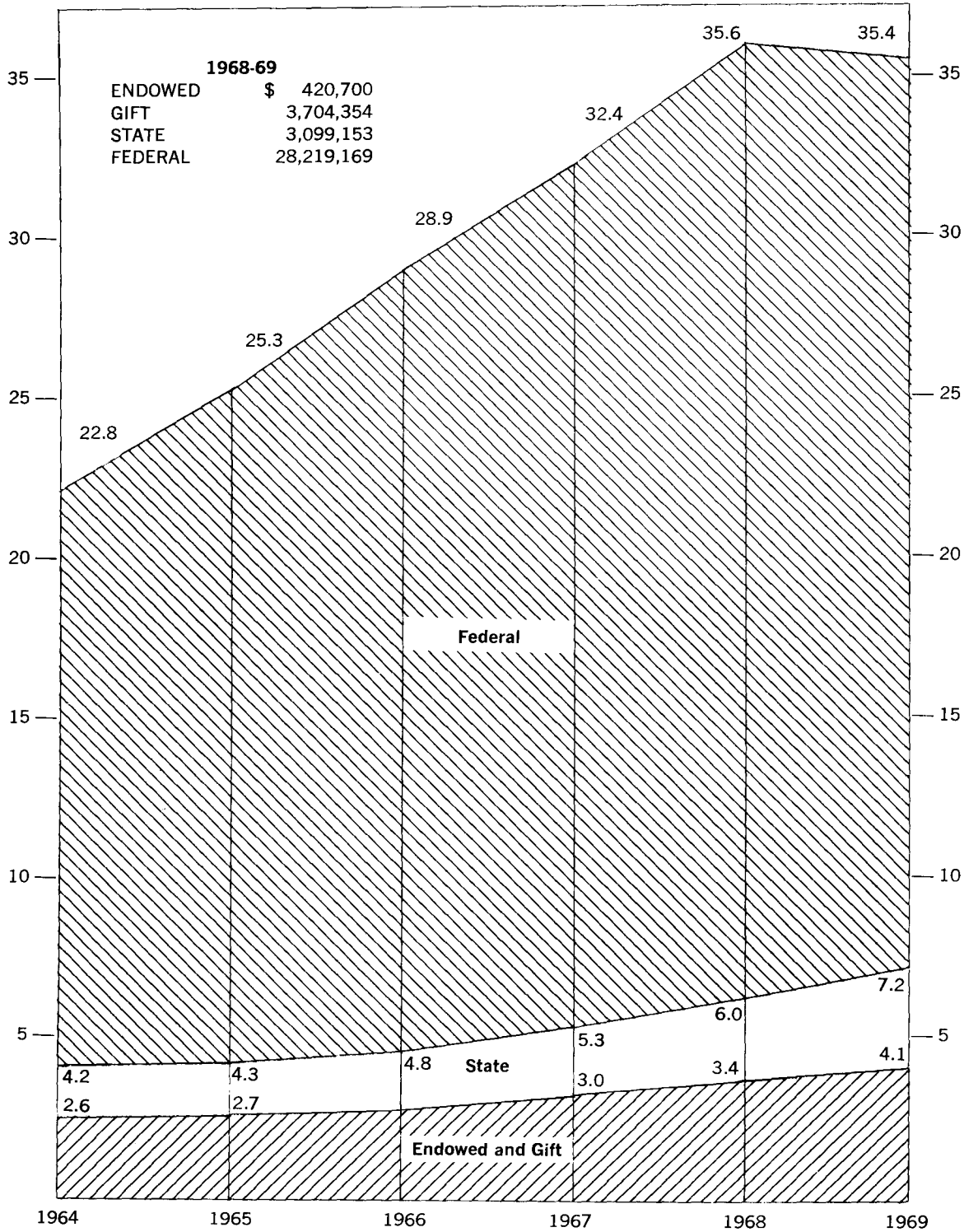
The following is a breakdown of expenditures for sponsored research by unit:

College or School	No. of Projects	Expenditures
College of Liberal Arts .....	101	\$ 1,394,407
Institute of Technology .....	439	9,369,552
Institute of Agriculture .....	204	4,176,637
College of Medical Sciences .....	651	15,358,065
College of Biological Sciences .....	69	890,695
College of Veterinary Medicine .....	50	618,349
School of Dentistry .....	22	372,460
Space Science Center .....	27	368,883
College of Pharmacy .....	16	129,061
College of Education .....	43	582,870
Graduate School .....	36	1,577,299
School of Business Administration .....	12	360,675
University of Minnesota, Duluth .....	13	106,030
Other Units .....	17	138,393



**UNIVERSITY OF MINNESOTA**  
**SUMMARY OF RESEARCH EXPENDITURES FROM**  
**ENDOWMENT INCOME, GIFTS AND THE STATE AND FEDERAL GOVERNMENTS**  
**for the Fiscal Year Ending June 30**

MILLIONS OF DOLLARS



# Sources of Funds

FOR CURRENT OPERATIONS

General  
Operations and  
Maintenance Fund

Restricted  
Funds

Auxiliary  
Services  
Fund

## FROM THE STATE

### State Appropriation

\$50,111,835.67

For the general support of instructional, research, and administrative departments, and maintenance of instructional buildings and grounds. Includes income from Permanent University Fund of \$1,948,138.00 and special appropriation of \$837,190.67 to cover State Health and Insurance Plan.

### Indigent Patients

\$ 2,695,967.70

Cost of the indigent patients at the University of Minnesota Hospitals — cost shared by counties. Includes special appropriation of \$207,669.43 to cover State Health and Insurance Plan.

### Special Projects and Research

8,217,007.56

Includes appropriations that enable the University to perform special projects requested by various interested groups of citizens of the State such as Agricultural Extension, Beneficiation of Manganiferous Ores, General Agricultural Research, Medical Research, Psychopathic and Child Psychiatric Hospitals, Hospital Rehabilitation Center, Livestock Sanitary Board and many other programs. Includes special appropriation of \$69,089.30 to cover State Health and Insurance Plan.

## STUDENT TUITION AND FEES

18,314,023.75

108,642.17

Includes collegiate, Extension Division, and Summer Session tuition and fees for all campuses.

## SALES AND SERVICES

11,967,862.66

21,470,305.52

Includes hospital and dental infirmary receipts, sale of bulletins and agricultural products, receipts from the operation of University Theatre, the Cancer Detection Center and other receipts.

## AUXILIARY SERVICES

\$29,714,644.51

Includes income from such activities as Dormitories, Dining Halls, Married Student Housing, Printing, Laundry, University Press, and Health Service.

## FEDERAL GOVERNMENT

Instruction, Agricultural Research and Extension.

4,350,918.07

Sponsored Research, Training Programs and Institutes and Other Projects.

42,032,210.33

## CORPORATIONS, FOUNDATIONS, INDIVIDUALS AND OTHER

13,050,546.84

Gifts, Grants and Research Contracts and income from Endowment.

## INTERCOLLEGIATE ATHLETICS

1,870,513.69

Includes Duluth, Morris, and Crookston.

Totals

\$90,393,722.08

\$91,925,598.19

\$31,585,158.20

# Uses of Funds

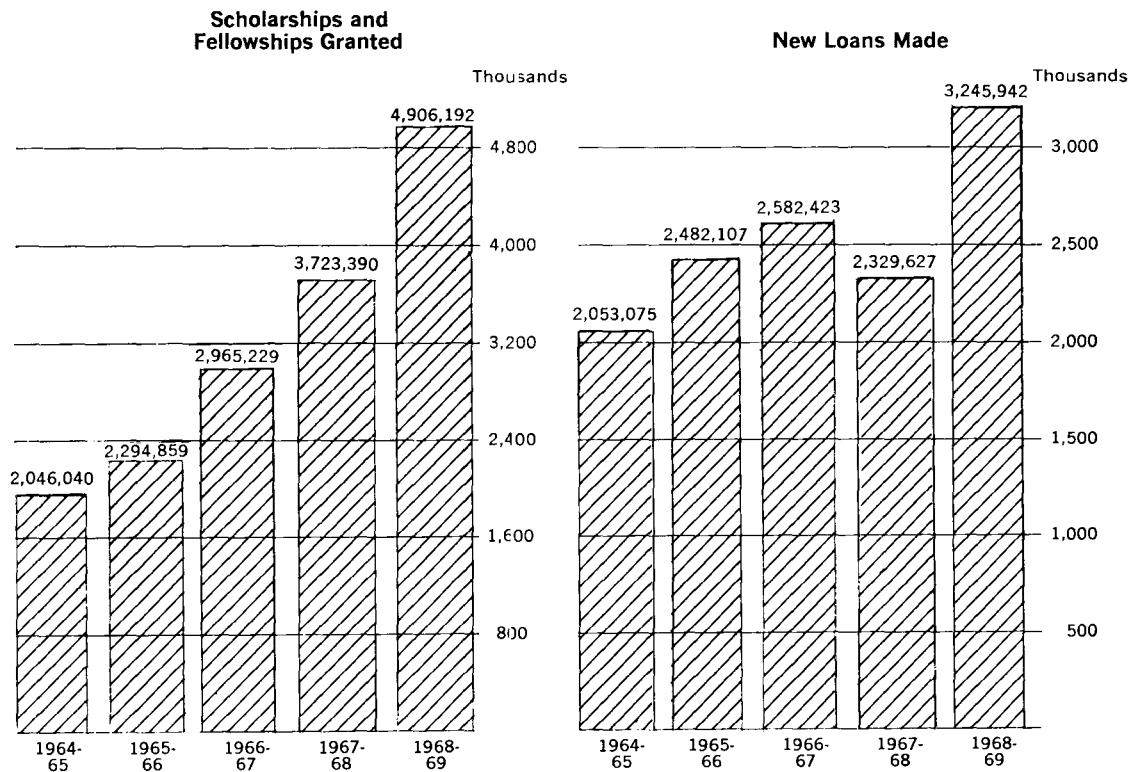
FOR CURRENT OPERATIONS	General Operations and Maintenance Fund	Restricted Funds	Auxiliary Services Fund
<b>ADMINISTRATION</b>	\$ 2,959,640.83	\$ 400,726.36	
The expenses of the offices of the President, the Vice Presidents, the Business Office, the Office of Civil Service Personnel, the Storehouses and other general administrative offices.			
<b>GENERAL EXPENSE</b>	12,962,972.88	630,220.13	
The expenses of the offices of the Dean of Students and Admissions and Records, the cost of staff insurance and retirement, intercampus bus, truck service, general bulletins and publications, convocations, and other services of a general expense character.			
<b>INSTRUCTION AND DEPARTMENT RESEARCH</b>	44,861,187.85	14,286,373.14	\$ 48,826.98
The expense of college instruction and departmental research, including instructional trust funds.			
<b>LIBRARIES</b>	3,223,178.40	396,337.49	
<b>ORGANIZED ACTIVITIES RELATING TO INSTRUCTIONAL DEPARTMENTS</b>	2,052,517.06	23,819,158.25	
Includes the cost of operating University Hospitals, University High School, the University Theatre and other related activities.			
<b>EXTENSION AND PUBLIC SERVICES</b>	5,738,630.33	11,786,377.46	
Includes activities such as the General Extension Division, Agricultural Extension, Museum of Natural History.			
<b>BUDGETED AND SPONSORED RESEARCH</b>	3,386,125.63	35,887,759.96	
Includes the Agricultural Experiment Stations, the Mines Experiment Station, and all sponsored research.			
<b>PHYSICAL PLANT OPERATIONS</b>	11,703,038.88	61,652.08	167,164.64
The expenses of maintaining and operating the buildings and other improvements on all campuses.			
<b>AUXILIARY SERVICES</b>	5,705.80		28,345,652.31
Includes expenditures for such activities as Dormitories, Dining Halls, Married Student Housing, Printing, Laundry, University Press, and Health Service.			
<b>STUDENT AID</b>		4,906,192.07	
Includes Fellowships, Scholarships and Prizes.			
<b>TRANSFERS, INCREASE IN OBLIGATIONS, AND OTHER ADJUSTMENTS</b>	3,500,724.42	249,198.75	3,023,514.27
<b>Totals</b>	<u>\$90,393,722.08</u>	<u>\$91,925,598.19</u>	<u>\$31,585,158.20</u>

# Student Aid and Student Services

In order to serve the ever increasing number of students living away from home, the University through its residence hall building program is attempting to keep pace with the demand for living space convenient to the campuses. In its several types of student housing the University has the following space available as of June 30, 1969.

	Minneapolis and St. Paul	Duluth	Morris	Crookston	Total
Men's Residence Halls	2,237	341	286	221	3,085
Women's Residence Halls	1,698	318	285	70	2,371
Married Student Housing	400				400

The University shares the belief that worthy and needy students should be assisted in every way possible to complete their education. Many private benefactors have helped in the accomplishment of this end by making generous contributions to scholarships and loan funds. As of June 30, 1969, the University had approximately 239 scholarship and fellowship endowment funds in the total principal amount of \$8,295,168. In addition, there were 644 funds supported by periodic contributions. The income from gifts, grants and endowments made possible student scholarship and fellowship assistance in the amount of \$4,906,192 in 1968-69. Total principal amount in Loan funds was \$13,263,337 which consisted of 237 separated funds. In addition, approximately 15,000 part time jobs, both on and off campus, were filled by the Office of Student Employment for those students who needed and desired the positions.



BUSINESS ADMINISTRATION  
OFFICE OF THE VICE PRESIDENT • MINNEAPOLIS, MINNESOTA 55455

Dr. Malcolm Moos  
President  
University of Minnesota

Dear Dr. Moos:

I am pleased to submit herewith the "Financial Report" of the University of Minnesota for the year ending June 30, 1969.

The records and accounts of the University from which this Report is made and with which it is reconciled are maintained in accordance with the general principles recommended in College and University Business Administration.

The accounts of the University are audited on a regular basis by the Public Examiner of the State of Minnesota whose report is transmitted to the Regents, the administration, and to appropriate state officials.

Respectfully submitted,



Vice President

L. R. Lunden:ma



## THE BOARD OF REGENTS

	Date of First Appointment	Date Term Expires
Elmer L. Andersen, St. Paul .....	1967	1973
Lyman A. Brink, Hallock .....	1968	1973 <sup>(1)</sup>
Fred A. Cina, Aurora .....	1969	1975
Daniel C. Gainey, Owatonna .....	1939	1973
Harry B. Hall, M.D., Edina .....	1968	1969 <sup>(2)</sup>
Albert V. Hartl, Fergus Falls .....	1965	1971
Marjorie J. Howard (Mrs. C. Edward), Excelsior ..	1953	1971
H. L. Huffington, M.D., Waterville .....	1967	1973
Fred J. Hughes, St. Cloud .....	1961	1975
L. A. Malkerson, Minneapolis .....	1951	1971
Charles W. Mayo, M.D., Rochester .....	1951	1971 <sup>(3)</sup>
William K. Montague, Duluth .....	1963	1969
George W. Rauenhorst, Olivia .....	1965	1971
Neil C. Sherburne, St. Paul .....	1969	1975
Otto A. Silha, Edina .....	1961	1969
Herman F. Skyberg, Fisher .....	1949	1973 <sup>(4)</sup>
John A. Yngve, Minneapolis .....	1969	1975

## OFFICERS OF THE BOARD

Malcolm Moos .....	President
L. A. Malkerson .....	Chairman
Marjorie J. Howard .....	Vice Chairman
Laurence R. Lunden .....	Secretary <sup>(5)</sup>
James F. Hogg .....	Secretary <sup>(6)</sup>
Clinton T. Johnson .....	Treasurer
Sterling B. Garrison .....	Assistant Secretary

## BUSINESS ADMINISTRATION

Laurence R. Lunden .....	Vice President, Business Administration
Clinton T. Johnson .....	Assistant Vice President, Business Administration
Roy V. Lund .....	Assistant Vice President and Director of Plant Services
Sterling B. Garrison ..	Assistant to the Vice President, Business Administration
Clifford S. Plank .....	Controller
Alfred H. Cheese .....	Chief Accountant
Ray F. Archer .....	Director of Insurance and Retirement
C. Luverne Carlson .....	Director of University Services
Frank Pieper .....	Director of Civil Service Personnel
R. Joel Tierney .....	University Attorney
Francis H. Hassing .....	Investment Counsel

(1) Appointed October 4, 1968  
 (2) Appointed September 12, 1968  
 (3) Deceased July 28, 1968

(4) Deceased September 8, 1968  
 (5) Resigned effective May 9, 1969  
 (6) Appointed effective May 9, 1969

# The Year in Brief

The people of Minnesota have always desired unlimited educational opportunities for all citizens of the state. The difficulty of attaining this goal is illustrated by the estimate that one in every four of the children born in the 1950's will earn a baccalaureate degree during the 1970's. To fulfill its role in this important objective the University of Minnesota is working in cooperation with the state colleges, the state junior colleges, the private colleges and the Minnesota Higher Education Coordinating Commission.

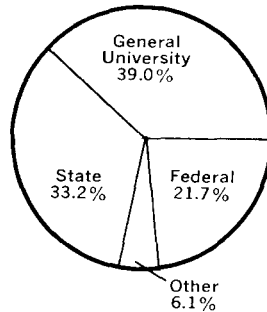
The measure of the University's participation in this effort can be seen in the increasing enrollment of students, which has doubled in the last fourteen years. Related to this problem is the fact that the expansion of the junior colleges and state colleges, in the undergraduate liberal arts fields particularly, has put an additional burden on the University at the upper division, professional and graduate levels.

For the operation of the University as a whole, the state is the largest single contributor providing the sum of \$71,024,811 (or 33.2% of the totals) in the fiscal year July 1, 1968 to June 30, 1969. In addition to this generous support, other sources, which in total exceed the state's contribution, are as follows: student tuition and fees, which provided \$18,422,666; income from sales and services such as hospitals and clinics, sales of agricultural products, etc., which provided \$33,438,168; federal contracts and grants, which pro-


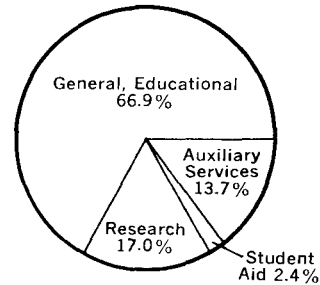
vided \$46,383,128; contracts, gifts and grants from private donors, which provided \$13,050,547; income from operation of auxiliary services, which provided \$29,714,645; and, intercollegiate athletics, which provided \$1,870,514.

The operating costs associated with additional students, the greater number of students in advanced programs and other services related to instruction have brought the cost of operations to new levels. Total current expenditures for the fiscal year ended June 30, 1969, were \$207,629,438. Of this amount, \$174,371,888 was spent for general, educational and research purposes, \$28,351,358 for auxiliary services and \$4,906,192 for student aid. In addition, \$17,179,689 was spent for physical plant expansion which includes remodeling and rehabilitation of existing buildings as well as structures which are entirely new.

Income by source



Expenditures by function



# This Is Your

## INSTRUCTION


Instruction of the State's youth always has been the University's main function. In the fall quarter of 1968, collegiate enrollment was 47,534 compared to 46,088 in the fall quarter of 1967. In addition, the two-term summer session had an enrollment of 29,468 students, both resident and non-resident. The University serves these students by providing strong curricula in its 17 separate colleges.

	<b>Resident</b>	<b>%</b>	<b>Non-Resident</b>	<b>%</b>	<b>Total</b>
Undergraduate	37,859	95.0	1,995	5.0	39,854
Graduate	<u>3,433</u>	44.7	<u>4,247</u>	55.3	<u>7,680</u>
Total	41,292	86.9	6,242	13.1	47,534

**Enrollment by College  
Fall Quarter 1968**

College of Liberal Arts	17,074
Institute of Technology	3,404
General College	3,403
College of Education	2,867
Institute of Agriculture	2,564
University of Minnesota,	
Duluth	4,898
Morris	1,264
Technical Institute, Crookston	371
School of Business Administration	891
College of Medcial Sciences:	
Medical School	653
School of Nursing	287
Other Programs	507
Law School	507
School of Dentistry:	
Dentistry	402
Dental Hygiene	107
College of Pharmacy	285
College of Biological Sciences	85
College of Veterinary Medicine	238
University College	47
Graduate School	<u>7,680</u>
Total	47,534

**Enrollment**



# Endowments

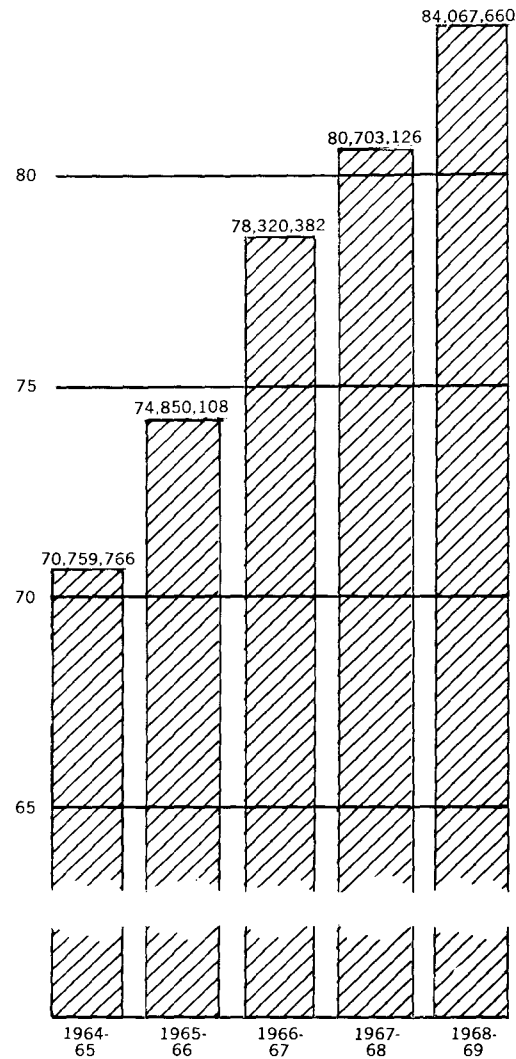
On June 30, 1969, the total endowment of the University had a book value of \$84,067,660 compared with \$80,703,126 at the end of the previous year.

The largest single endowment is the Permanent University Fund, which had a book value of \$48,746,401 on June 30, 1969. The most significant source of principal accretion to the Fund since it was established has been a sharing in the 10% occupational tax on iron ore. However, this revenue by constitutional amendment in 1959 is credited to the State General Revenue Fund, and becomes a part of the annual appropriation to the University. In addition, the net income earned reduces the amount required from the State.

Also included in the Endowment are numerous gifts to the University by corporations, foundations, individuals and groups, the income of which is to be used in a wide variety of research projects, student aid and other educational purposes. The majority of these gifts are pooled and invested in a single Group Investment Fund. The 434 funds which participated as of June 30, 1969, had a book value of \$30,057,540 and a market value of \$32,173,898. The income earned on these funds is distributed to the participants each June 30. The profits on sales of securities and the undistributed income are accumulated in a reserve and reinvested to improve the income of the participating funds.

In addition to those which participate in the Group Investment Pool, the University has 36 funds which are separately invested. The book value of these was \$4,399,173 on June 30, 1969. Also included in the Endowments and having a book value of \$864,545 are six funds held in trust by local financial institutions.

**Total Endowment Funds**  
MILLIONS OF DOLLARS



# Your University Grows

Construction and remodeling costs from all sources of funds on all campuses and branch stations during 1968-69 were \$17,179,689. Of this amount, approximately 49% was provided by the State Legislature, 16% by the Federal Government, 7% by private donations and 28% from University sources.

Included in the projects currently under construction are: a \$6.9 million classroom and laboratory building adjacent to the Chemistry building and a \$2.4 million Mathematics addition on the Minneapolis Campus; a \$4 million Horticultural Science Facility and a \$2.7 million Entomology, Fisheries and Wildlife building on the St. Paul Campus; a \$1 million classroom building on the Duluth Campus; and a \$1.8 million Physical Education building on the Morris Campus.

In addition to these educational facilities, dormitories for student housing are under construction in all areas. A new dormitory will open in the fall of 1969 on the Minneapolis Campus which will provide for 723 students. Scheduled for completion in the fall of 1970 is a facility on the Morris Campus which will house 248 students, and a facility on the Duluth Campus for 404 students will be completed for winter quarter of 1971.



Classroom and Lab Building

## Expenditures by Campus — Plant Funds

Minneapolis .....	\$10,947,880
St. Paul .....	2,833,332
Duluth .....	1,359,493
Morris .....	941,863
Branch Stations .....	1,097,121
	<u>\$17,179,689</u>

## Expenditures by Source — Plant Funds

Special State Appropriations .....	\$ 8,412,381
Auxiliary Enterprise Funds .....	3,390,524
Federal Funds .....	2,793,385
Trust Funds .....	1,178,000
General Operations and Maintenance Fund .....	1,405,399
	<u>\$17,179,689</u>

## Total Building Valuation — by Campus

	Major	Minor	Original Cost
Minneapolis .....	119	22	\$135,846,652
St. Paul .....	106	57	30,267,425
Duluth .....	24	14	18,533,502
Morris .....	18	2	6,223,615
Crookston .....	13	2	1,550,093
Rosemount Research Center .....	8	93	772,571
Off-Campus Buildings .....	7	9	1,453,311
Branch Stations			
Crookston .....	4	33	632,268
Morris .....	4	22	508,634
Duluth .....	2	14	171,343
Grand Rapids .....	6	20	670,491
Itasca .....	1	57	306,700
Waseca .....	7	29	3,028,156
Excelsior .....	1	28	170,452
Cloquet .....		40	142,315
Lamberton .....		10	80,280
Rosemount .....	8	98	820,315
	<u>329</u>	<u>550</u>	<u>\$203,178,123</u>

## INDEX OF SCHEDULES

	<b>Page</b>
Exhibit A — Balance Sheet .....	2
Exhibit B — Summary of Current Funds .....	6
Schedule B-1 — Summary of Income .....	7
Schedule B-2 — Summary of Expenditures .....	8
Schedule B-3 — Summary of Expenditures (by object) .....	9
Schedule B-4 — Statement of Expenditures — Current Funds .....	10
Schedule B-5 — Statement of Income and Expenditures — Auxiliary Enterprises .....	26
Schedule B-6 — Statement of Intercollegiate Athletics Fund .....	28
Schedule B-7 — Current Expenditures — Salaries and Wages .....	30
Schedule B-8 — Summary Statement of Current Funds — Federal Appropriations .....	32
Schedule B-9 — Summary of Statement of Current Funds — Special State Appropriations .....	32
Exhibit C — Statement of Loan Funds .....	34
Exhibit D — Statement of Endowment Funds .....	42
Schedule D-1 — Summary of Endowment Funds .....	60
Schedule D-2 — Summary of Assets — Permanent University Fund ...	60
Exhibit E — Summary Statement of Plant Funds .....	61
Schedule E-1 — Summary of Plant Fund Accounts .....	61
Schedule E-2 — Plant Funds — Operating Accounts .....	62
Schedule E-3 — Plant Funds — Anticipated Income .....	75
Schedule E-4 — Plant Funds — Sinking Funds and Reserves .....	82
Exhibit F — Statement of Investment in Plant .....	83
Schedule F-1 — Summary of Inventory — Land .....	83
Schedule F-2 — Summary of Assets — Buildings .....	84
Schedule F-3 — Summary of Assets — Other Permanent Improvements	84
Schedule F-4 — Summary of Assets — Equipment .....	85
Schedule F-5 — Summary of Assets — Museums and Collections ....	86
Schedule F-6 — Summary of Assets — Library and Reference Books ..	87
Schedule F-7 — Summary of Assets — Livestock .....	87
Exhibit G — Statement of Agency Funds .....	88
Exhibit H — Cash and Bank Reconciliation .....	89
Exhibit I — Notes and Bonds Payable Outstanding .....	90



**BALANCE SHEET**

**ASSETS**

June 30, 1969

EXHIBIT A

---

**Current Funds**

**General Operations and Maintenance Fund**

Cash and Temporary Investments .....	\$ 12,283,422.27
Contingent Fund .....	170,000.00
Stores and Postage Inventory .....	150,000.00

\$ 12,603,422.27

**Restricted Funds**

Cash and Temporary Investments .....	\$ 9,300,614.03
Contingent Fund .....	60,000.00
Cash in Foreign Currency .....	2,509.89
Stores and Postage Inventory .....	28,813.19
Accounts Receivable—Hospital Reimbursements .....	623,730.73
Insurance Premium Deposits .....	438,508.10
Jobs in Process .....	489,080.12

10,943,256.06

**Auxiliary Services Funds**

Cash and Temporary Investments .....	\$ 5,620,790.23
Contingent Fund .....	25,000.00
Accounts Receivable	
General .....	826,576.45
Student Activities .....	16,284.92
Stores and Postage Inventories .....	510,441.41

6,999,093.01

Total Current Funds .....

\$ 30,545,771.34

**Loan Funds**

Cash and Temporary Investments .....	\$ 1,175,979.54
Notes Receivable .....	12,087,357.56
Collateral at Bank .....	25,210.00

Total Loan Funds .....

\$ 13,288,547.10

**BALANCE SHEET  
LIABILITIES AND FUNDS  
June 30, 1969**

**EXHIBIT A**

<b>Current Funds</b>		
<b>General Operations and Maintenance Fund</b>		
Deferred Income .....		\$ 1,006,649.71
Reserves		
Open Requisitions .....	\$ 5,889,977.90	
Open Authorizations .....	5,368,689.76	
Stores and Contingent Fund .....	320,000.00	
Fee Refund .....	13,814.11-	11,564,853.55
Unobligated Allotments .....		28,644.06
Unallotted .....		3,274.95
		<b>\$ 12,603,422.27</b>
<b>Restricted Funds</b>		
Reserves		
Open Requisitions .....	\$ 5,911,514.53	
Open Authorizations .....	1,174,416.30	
Reserve for Contingent Fund .....	60,000.00	
Student Deposits and Revolving Accounts .....	15,572.47	
Insurance Premium and OASI Deposits .....	1,449,138.17	
State and Federal Withholding Taxes Payable .....	995,136.65	
Navy Special Pool Account .....	118,538.56	
Navy Advanced Payment Account .....	134,854.00	
National Science Foundation Advance Payment Account .....	365,763.22	
State Sales Tax Payable .....	513.36	
Minnesota Daily .....	10,071.00	
Aid for International Development .....	15,000.00	
Contingent Gifts, Grants and Contracts .....	38,750.00	
Smith Lever Deposit Account .....	20,000.00	
Mechanic Payroll Base Rates .....	22,115.34	
Medicare Advance Payment Account .....	405,544.80	
Hospital Refunds .....	3,659.47	
Union Fringe Benefits .....	9,151.96	
State of Minnesota Indirect Cost Liabilities .....	26,644.08	
Loss on Temporary Investments .....	250,000.00	
Hormel Accrued Vacation Reserve .....	31,100.76	11,057,484.67
Accounts Payable .....		43,526.47
Unobligated Allotments .....		189,146.29-
Unallotted .....		28,881.32
Foreign Funds .....		2,509.89
		<b>10,943,256.06</b>
<b>Auxiliary Services Fund</b>		
Deferred Income .....		\$ 568,789.10
Reserves		
Open Requisitions .....	\$ 891,611.36	
Open Authorizations .....	520,893.27	
Stores and Contingent Fund .....	488,787.28	
Student Deposits and Revolving Accounts .....	36,921.57	
Insurance Premium .....	7,465.38	
Equipment Replacement—Numerical Analysis Center .....	1,660.00	
State Sales Tax Payable .....	835.91	
Unobligated Allotments .....		1,948,174.77
Unallotted .....		2,967,010.36
		1,515,118.78
		<b>6,999,093.01</b>
<b>Total Current Funds</b> .....		<b>\$ 30,545,771.34</b>
<b>Loan Funds</b>		
Notes Payable—Bank Loans .....		\$ 26,997.87
Loan Funds .....		13,259,049.23
Loan Fund Reserve .....		2,500.00 <sup>1</sup>
<b>Total Loan Funds</b> .....		<b>\$ 13,288,547.10</b>

<sup>1</sup> Does not reflect funds in the amount of \$322,771.91 which are invested in the Group Investment Pool.

**BALANCE SHEET**

**ASSETS**

**June 30, 1969**

**EXHIBIT A**

<b>Endowment Funds</b>		
<b>Permanent University Fund</b>		
Cash .....		\$ 184,638.98
Investments .....	\$ 48,901,317.68	
Unamortized Premiums .....	90,685.71	
	\$ 48,992,003.39	
Less Unamortized Discounts .....	430,241.17	48,561,762.22
Total Permanent University Fund .....		\$ 48,746,401.20
<b>Other Endowment Funds</b>		
Cash .....		\$ 565,501.10
Investments .....		
Securities .....	\$ 33,859,841.63	
Unamortized Premiums .....	27,701.16	
Real Estate .....	421,072.00 <sup>1</sup>	
	\$ 34,308,614.79	
Less Unamortized Discount .....	417,403.02	
Total Investments .....		33,891,211.77
Funds in Trust .....		864,545.43
Total Other Endowment Funds .....		35,321,258.30
Total Endowment Funds .....		\$ 84,067,659.50
<b>Agency Funds</b>		
Cash .....		\$ 4,126.56
Investments .....		
Securities .....		169,330.16
Equipment and Books .....		10,475.00
Total Agency Funds .....		\$ 183,931.72
<b>Plant Funds</b>		
<b>Unexpended</b>		
Cash and Temporary Investments .....		\$ 22,079,661.90
Notes Receivable—Earle Brown Property .....		558,487.45
Accounts Receivable—State Agriculture Society .....		17,536.98
Anticipated Income .....		
University .....	\$ 24,090,441.43	
Tax Collections .....	104,300.00	
Endowments and Gift Funds .....	652,474.69	
Public Agencies .....	35,597,710.02	60,444,926.14
Sinking Funds .....		1,884,938.57
Total Plant Funds .....		\$ 84,985,551.04
<b>Invested in Plant</b>		
Land .....		\$ 17,245,476.09
Buildings .....		203,178,122.95
Improvements other than Buildings .....		13,191,120.49
Equipment .....		77,168,740.89
Museum Collections .....		3,004,016.30
Library and Reference Books .....		15,174,021.15
Livestock .....		399,020.50
Total Invested in Plant .....		\$329,360,518.37

NOTE: Amount shown as "Cash and Temporary Investments" in the attached Balance Sheet represents the respective equities of the several funds available for investment in an undivided cash and securities pool, which at June 30, 1969 comprises the following:

Cash on Hand on Deposit (Current, Plant and Loan Funds) .....		\$ 3,010,095.22
Temporary Investments:		
Securities of the United States Government and its agencies .....	\$ 19,333,546.75	
Commercial Paper .....	13,830,577.92	
Other .....	14,286,248.08	47,450,372.75
		\$ 50,460,467.97

<sup>1</sup> Reduced by \$62,500.00 representing mortgage on Marshall Alworth Property and \$4,050.00 depreciation on Skellett property.

**BALANCE SHEET  
LIABILITIES AND FUNDS  
June 30, 1969**

**EXHIBIT A**

<b>Endowment Funds</b>		
<b>Permanent University Fund</b>		
For General Purposes .....	\$ 50,337,972.98	
Reserve .....	3,668.55	
	\$ 50,341,641.53	
Less Unamortized Losses—U.S. Government Bonds .....	1,595,240.33 <sup>1</sup>	
Total Permanent University Fund .....		\$ 48,746,401.20
<b>Other Endowment Funds</b>		
For Research .....	\$ 6,081,135.62 <sup>2</sup>	
For Student Aid		
Scholarships and Prizes .....	\$ 8,295,168.19	
Loans .....	250,163.64	
	8,545,331.83	
Instructional Trust Funds .....	4,817,620.72 <sup>2</sup>	
Funds Subject to Annuity .....	469,138.70	
Operating Temporarily as an Endowment .....	3,079,571.83	
Subject to Residual Trust Agreement .....	787,196.69	
For Other Purposes .....	6,445,790.24	
Reserves—Group Investments .....	5,095,472.67	
Total Other Endowment Funds .....		35,321,258.30
Total Endowment Funds .....		\$ 84,087,659.50
<b>Agency Funds</b>		
Agency Funds .....	\$ 183,931.72	
Total Agency Funds .....		\$ 183,931.72
<b>Plant Funds</b>		
<b>Unexpended</b>		
Bonds Payable .....	\$ 9,640,000.00	
Notes Payable .....	8,474,152.68	
Reserves		
Open Requisitions .....	\$ 29,066,907.32	
Open Authorizations .....	2,519,456.12	
For Certificates .....	246,964.33	
For Sinking Fund .....	1,350,489.89	
Plant Funds .....	1,929,956.38	
	35,113,774.04	
Unobligated Allotments .....	31,757,624.32	
Total Plant Funds .....		\$ 84,985,551.04
<b>Invested in Plant</b>		
Net Plant Investments .....	\$329,360,518.37	
Total Invested in Plant .....		\$329,360,518.37

<sup>1</sup> These losses were incurred in the sale of the U.S. Government Bonds which were transferred to the University from the State. This amount will be recovered through charges to income over a period equivalent to the remaining life of the bonds sold. These bonds were sold because, based on current investment yields, the net income (i.e. after amortization of the above losses) would be considerably enhanced.

<sup>2</sup> Classification of Fund 3600 Mayo Foundation, in amount of \$3,344,645.90, changed from Research to Instructional Trust Funds.

# SUMMARY OF CURRENT FUNDS

July 1, 1968 to June 30, 1969

**EXHIBIT B**

	Total	General Operations and Maintenance Fund	Restricted Funds	Auxiliary Services Fund
<b>Detail at Beginning of Year</b>				
Reserves				
Encumbrances .....	\$ 17,616,756.11	\$ 9,424,465.56	\$ 6,765,299.09	\$ 1,426,991.46
Food Stores .....	230,000.00			230,000.00
Losses on Temporary Investment Pool .....	250,000.00		250,000.00	
Equipment Replacement—Numerical Analysis Center .....	1,660.00			1,660.00
Unobligated Allotments .....	3,842,118.80	39,105.98	1,348,674.53	2,454,338.29
Unallotted Funds .....	1,200,410.02	3,482.62	25,203.68	1,171,723.72
<b>Balance</b> .....	<b>\$ 23,140,944.93</b>	<b>\$ 9,467,054.16</b>	<b>\$ 8,389,177.30</b>	<b>\$ 5,284,713.47</b>
<b>Add Income</b>				
General, Educational and Research .....	178,148,331.24	90,393,722.08	87,754,609.16	
Auxiliary Services and Intercollegiate Athletics .....	31,585,158.20			31,585,158.20
Student Aid .....	4,170,989.03		4,170,989.03	
<b>Total</b> .....	<b>\$213,904,478.47</b>	<b>\$ 90,393,722.08</b>	<b>\$ 91,925,598.19</b>	<b>\$ 31,585,158.20</b>
<b>Balance</b> .....	<b>\$237,045,423.40</b>	<b>\$ 99,860,776.24</b>	<b>\$100,314,775.49</b>	<b>\$ 36,869,871.67</b>
<b>Deduct Expenditures</b>				
General, Educational and Research .....	174,371,888.35	86,887,291.86	87,268,604.87	215,991.62
Auxiliary Services and Intercollegiate Athletics .....	28,351,358.11	5,705.80		28,345,652.31
Student Aid .....	4,906,192.07		4,906,192.07	
<b>Total</b> .....	<b>\$207,629,438.53</b>	<b>\$ 86,892,997.66</b>	<b>\$ 92,174,796.94</b>	<b>\$ 28,561,643.93</b>
<b>Balance</b> .....	<b>\$ 29,415,984.87</b>	<b>\$ 12,967,778.58</b>	<b>\$ 8,139,978.55</b>	<b>\$ 8,308,227.74</b>
<b>Transfers</b>				
Within Current Funds .....		10,554.66	54,468.30	65,022.96-
To Plant Funds .....	4,238,737.57-	1,687,746.57-	442,923.48-	2,108,067.52-
To Endowment Funds .....	384,610.90-		374,610.90-	10,000.00-
To Loan Funds .....	183,813.88-		183,813.88-	
Transfer to 0950-0508 (02-16696) .....	73,830.32-		73,830.32-	
Transfer to 0950-0554 (02-8281) .....	27,602.41-		27,602.41-	
Transfer from 0950-0554 (02-9657) .....	10,000.00		10,000.00	
Transfers from 0950-0626				
02-9930 \$34,000.00, 02-12828 \$10,000.00, 02-15848 \$30,000.00 ..	74,000.00		74,000.00	
Cash Receipt Credited to 0500-0923 (21-41348) .....	850.00			850.00
Transfer to 0500-0922 by Journal Voucher (11-31648 \$210.51, 11-60708 \$96.00) .....	306.51			306.51
<b>Total</b> .....	<b>\$ 4,823,438.57-</b>	<b>\$ 1,677,191.91-</b>	<b>\$ 964,312.69-</b>	<b>\$ 2,181,933.97-</b>
<b>Balance</b> .....	<b>\$ 24,592,546.30</b>	<b>\$ 11,290,586.67</b>	<b>\$ 7,175,665.86</b>	<b>\$ 6,126,293.77</b>
<b>Detail of Balance at End of Year</b>				
Reserves				
Encumbrances .....	\$ 19,757,103.12	\$ 11,258,667.66	\$ 7,085,930.83	\$ 1,412,504.63
Food Stores .....	230,000.00			230,000.00
Losses on Temporary Investment Pool .....	250,000.00		250,000.00	
Equipment Replacement—Numerical Analysis Center .....	1,660.00			1,660.00
Unobligated Allotments .....	2,806,508.13	28,644.06	189,146.29-	2,967,010.36
Unallotted Funds .....	1,547,275.05	3,274.95	28,881.32	1,515,118.78
<b>Total</b> .....	<b>\$ 24,592,546.30</b>	<b>\$ 11,290,586.67</b>	<b>\$ 7,175,665.86</b>	<b>\$ 6,126,293.77</b>

**SUMMARY OF INCOME**  
**July 1, 1968 to June 30, 1969**

**SCHEDULE B-1**

Total	General Operations and Maintenance Fund	Restricted Funds	Auxiliary Services Fund
<b>1. For General, Educational and Research Purposes</b>			
Student Fees—Tuition .....	\$ 18,389,007.32	\$18,280,365.15	\$ 108,642.17
Student Course Fees .....	33,658.60	33,658.60	
Public Appropriations and Tax Levies			
Federal Appropriations Per Schedule B-8 .....	4,350,918.07		4,350,918.07
State Maintenance and Operations* .....	59,274,645.00	59,274,645.00	
State Special Appropriations—Schedule B-9 .....	10,638,216.53		10,638,216.53
Special State Health and Insurance Plan .....	1,111,949.40	837,190.67	274,758.73
Sales, Services and Miscellaneous Investment Income .....	33,438,168.18	11,967,862.66	21,470,305.52
Endowments—Earnings and Miscellaneous Income .....	1,378,749.59		1,378,749.59
Contracts, Gifts, and Grants—Research .....	30,623,834.23		30,623,834.23
Other Current Purposes .....	18,909,184.32		18,909,184.32
<b>Total (to Exhibit B) .....</b>	<b>\$178,148,331.24</b>	<b>\$90,393,722.08</b>	<b>\$ 87,754,609.16</b>
<b>2. For Auxiliary Services and Intercollegiate Athletics</b>			
Auxiliary Services—Dormitories and Dining Halls .....	\$ 7,578,577.35		\$ 7,578,577.35
Auxiliary Services—Student Services .....	12,950,489.74		12,950,489.74
Auxiliary Services—General Services .....	8,897,975.43		8,897,975.43
Auxiliary Services—Other .....	287,601.99		287,601.99
Intercollegiate Athletic Fund—Minneapolis .....	1,657,809.34		1,657,809.34
Intercollegiate Athletic Fund—Duluth .....	169,785.60		169,785.60
Intercollegiate Athletic Fund—Morris .....	34,100.47		34,100.47
Intercollegiate Athletic Fund—Crookston Technical Institute .....	8,818.28		8,818.28
<b>Total (to Exhibit B) .....</b>	<b>\$ 31,585,158.20</b>		<b>\$31,585,158.20</b>
<b>3. For Student Aid</b>			
Gifts and Grants .....	\$ 3,657,106.70	\$ 3,657,106.70	
Endowed—Earnings and Miscellaneous Income .....	513,882.33	513,882.33	
<b>Total (to Exhibit B) .....</b>	<b>\$ 4,170,989.03</b>	<b>\$ 4,170,989.03</b>	
<b>Total Current Fund Income .....</b>	<b>\$213,904,478.47</b>	<b>\$90,393,722.08</b>	<b>\$ 91,925,598.19</b>
<b>Total Plant Fund Income .....</b>	<b>14,114,130.77</b>	<b>285,243.51</b>	<b>12,602,589.85</b>
<b>Grand Total .....</b>	<b>\$228,018,609.24</b>	<b>\$90,678,965.59</b>	<b>\$104,528,188.04</b>

\* Includes income from the Permanent University Fund of \$1,948,138.00



# SUMMARY OF EXPENDITURES

July 1, 1968 to June 30, 1969

**SCHEDULE B-2**

	Total	General Operations and Maintenance Fund	Restricted Funds	Auxiliary Enterprise Fund
<b>1. For General Educational and Research Purposes</b>				
General Administration .....	\$ 3,360,367.19	\$ 2,959,640.83	\$ 400,726.36	\$
General Expense .....	13,593,193.01	12,962,972.88	630,220.13	
Instruction and Departmental Research				
College of Liberal Arts .....	10,512,478.30	10,408,904.77	103,573.53	
Institute of Technology .....	7,902,539.16	7,832,658.16	69,881.00	
Institute of Agriculture .....	4,269,376.83	4,074,565.28	194,811.55	
College of Medical Sciences .....	4,384,391.80	4,326,207.93	58,183.87	
College of Biological Sciences .....	1,511,696.72	1,508,426.72	3,270.00	
College of Veterinary Medicine .....	1,354,953.17	1,351,592.52	3,360.65	
School of Dentistry .....	1,523,567.13	1,523,567.13		
Law School .....	1,037,794.40	1,037,794.40		
College of Pharmacy .....	460,790.49	460,790.49		
College of Education .....	3,519,835.27	3,180,475.74	290,532.55	48,826.98
Summer Session .....	1,808,878.66	1,808,878.66		
Graduate School .....	600,738.34	307,447.44	293,290.90	
School of Business Administration .....	1,301,340.03	1,298,895.53	2,444.50	
University of Minnesota, Morris .....	1,105,284.89	1,105,284.89		
University College .....	5,411.69	5,411.69		
General College .....	1,192,301.81	1,192,301.81		
University of Minnesota, Duluth .....	3,322,227.69	3,306,613.19	15,614.50	
Military Departments .....	25,849.03	25,849.03		
University of Minnesota Technical Institute, Crookston .....	677,389.42	85,730.36	591,659.06	
Instructional Trust Funds .....	12,679,543.14	19,792.11	12,659,751.03	
Organized Activities relating to Instructional Departments				
University Hospitals .....	23,874,413.88	1,652,894.91	22,221,518.97	
Others .....	1,997,261.43	399,622.15	1,597,639.28	
Extension and Public Service				
General Extension Division .....	4,751,924.10	4,751,924.10		
Agricultural Extension .....	4,289,393.77	108,762.61	4,180,631.16	
Other .....	8,483,689.92	877,943.62	7,605,746.30	
Libraries .....	3,619,515.89	3,223,178.40	396,337.49	
Budgeted Research				
Agricultural Experiment Stations .....	5,209,419.67	2,268,696.95	2,940,722.72	
Other Budgeted Research .....	2,780,603.39	1,117,428.68	1,663,174.71	
Sponsored Research .....	31,283,862.53		31,283,862.53	
Physical Plant—Operations and Maintenance				
Minneapolis Campus .....	7,643,573.29	7,551,841.15		91,732.14
St. Paul Campus .....	2,174,049.21	2,174,049.21		
Duluth Campus .....	1,105,727.36	1,104,285.09		1,442.27
Morris Campus .....	312,377.09	312,377.09		
Crookston Campus .....	194,248.12	139,960.85	54,287.27	
Rosemount .....	286,523.17	286,523.17		
Other Physical Plant .....	215,357.36	134,002.32	7,364.81	73,990.23
<b>Total (to Exhibit B) .....</b>	<b>\$174,371,888.35</b>	<b>\$86,887,291.86</b>	<b>\$ 87,268,604.87</b>	<b>\$ 215,991.62</b>
<b>2. Auxiliary Services and Intercollegiate Athletics</b>				
Minneapolis Campus .....	\$20,980,193.40	\$ 5,705.80		\$20,974,487.60
Athletics—Minneapolis .....	1,481,031.90			1,481,031.90
St. Paul .....	2,596,933.82			2,596,933.82
Duluth Campus .....	1,814,574.64			1,814,574.64
Athletics—Duluth .....	170,225.35			170,225.35
Morris Campus .....	839,886.62			839,886.62
Crookston Campus .....	250,667.26			250,667.26
Other .....	217,845.12			217,845.12
<b>Total (to Exhibit B) .....</b>	<b>\$ 28,351,358.11</b>	<b>\$ 5,705.80</b>		<b>\$28,345,652.31</b>
<b>3. Student Aid</b>				
Gifts and Grants .....	\$4,516,055.72		\$ 4,516,055.72	
Endowed .....	390,136.35		390,136.35	
<b>Total (to Exhibit B) .....</b>	<b>\$4,906,192.07</b>		<b>\$ 4,906,192.07</b>	
<b>Total Current Fund Expenditures .....</b>	<b>\$207,629,438.53</b>	<b>\$86,892,997.66</b>	<b>\$ 92,174,796.94</b>	<b>\$28,561,643.93</b>
<b>Total Plant Fund Expenditures .....</b>	<b>\$ 17,179,688.62</b>	<b>\$ 1,405,398.92</b>	<b>\$ 12,383,765.25</b>	<b>\$ 3,390,524.45</b>
<b>Grand Total .....</b>	<b>\$224,809,127.15</b>	<b>\$88,298,396.58</b>	<b>\$104,558,562.19</b>	<b>\$31,952,168.38</b>

# SUMMARY OF EXPENDITURES

## By Object

July 1, 1968 to June 30, 1969

SCHEDULE B-3

	Total	General Operations and Maintenance Fund	Restricted Funds	Auxiliary Enterprise Fund
<b>Current Funds</b>				
Salaries and Wages .....	\$120,825,026.97	\$ 63,484,894.01	\$ 47,694,285.71	\$ 9,645,847.25
Supplies and Expense .....	78,644,771.45	20,782,663.46	39,952,260.20	17,909,847.79
Equipment .....	6,819,660.55	1,703,838.50	4,268,327.91	847,494.14
Buildings .....	922,931.01	592,339.18	250,564.09	80,027.74
Improvements .....	361,532.96	276,364.12	6,741.83	78,427.01
Land .....	55,515.59	52,898.39	2,617.20	
<b>Total Current Funds .....</b>	<b>\$207,629,438.53</b>	<b>\$ 86,892,997.66</b>	<b>\$ 92,174,796.94</b>	<b>\$ 28,561,643.93</b>
<b>Plant Funds (Schedule E-1)</b>				
Salaries .....	\$ 221.05	\$ 9,383.90-	\$ 221.05	\$ 231,459.39
Supplies and Expense .....	1,726,709.22	632,363.74	1,504,633.73	4,820.56
Equipment .....	1,446,884.02	311,523.69	809,699.72	2,840,989.39
Buildings .....	12,630,657.58	52,222.44	9,478,144.50	275,863.76
Improvements .....	820,567.45	418,672.95	492,481.25	37,391.35
Land .....	554,649.30		98,585.00	
<b>Total Plant Funds .....</b>	<b>\$ 17,179,688.62</b>	<b>\$ 1,405,398.92</b>	<b>\$ 12,383,765.25</b>	<b>\$ 3,390,524.45</b>
<b>Grand Total .....</b>	<b>\$224,809,127.15</b>	<b>\$ 88,298,396.58</b>	<b>\$104,558,562.19</b>	<b>\$ 31,952,168.38</b>

**STATEMENT OF EXPENDITURES — CURRENT FUNDS**

July 1, 1968 to June 30, 1969

**SCHEDULE B-4**

Dept. No.	Total	Salaries and Wages	Supplies and Expenses	Equipment	Buildings and Improvements
<b>General Administration</b>					
0100-1100	Board of Regents .....	\$ 28,041.37	\$ 16,167.84	\$ 11,873.53	\$
0100-1101	Office of the President .....	153,481.11	141,241.98	11,904.13	335.00
0100-1102	Office of the Vice President— Academic Administration .....	167,157.72	158,168.62	7,513.88	1,475.22
0100-1103	Office of the Vice President— Business Administration .....	102,488.65	101,635.45	853.20	
0100-1104	Business Office .....	690,567.06	604,459.67	44,949.07	7,619.40
0950-1104	Bursar's Office—Special Fund .....	9,984.80		505.10	9,479.70
0960-1104	Business Office—Temporary Investments .....	18,392.71	9,376.05	8,563.16	453.50
0100-1118	Office of the Vice President— Administration .....	43,453.07	39,938.16	1,658.81	1,856.10
0100-1119	Office of the Vice President— Student Affairs .....	50,600.76	46,213.61	2,310.82	2,076.33
0100-1105	Office of Civil Service Personnel .....	480,674.37	416,822.05	62,938.99	913.33
0100-1106	Office of the Treasurer .....	22,802.80	21,444.60	983.20	375.00
0100-1107	Office of the University Attorney .....	60,833.33	55,274.65	4,209.39	1,349.29
0100-1108	Purchasing .....	100,190.20	88,689.16	9,539.61	1,961.43
0100-1109	General Storehouse .....	140,723.14	130,843.07	8,160.45	1,719.62
0100-1110	Chemical Storehouse .....	88,769.90	88,769.90	90,627.11	2,600.80
0100-1111	University Services .....	42,057.43	31,172.88	10,225.55	659.00
0100-1112	Department of Insurance and Retirement .....	100,532.02	96,070.29	4,461.73	
0100-1113	Office of the Vice President for Educational Relationships and Development .....	272,289.47	167,119.22	100,102.76	5,067.49
0940-1113	Fred B. Snyder—Greater University Fund .....	9,207.78		9,207.78	
0950-1115	The Business Office—Research Contracts and Grants .....	297,715.89	255,974.46	39,588.68	2,152.75
0960-1111	University Services—Wesbrook Hall .....	3,103.62		3,103.62	
0960-1116	Investment Overhead .....	62,321.56	47,309.78	15,011.78	
0100-1117	Data Processing Center .....	414,978.43	306,045.02	103,059.27	2,442.32
	<b>Total .....</b>	<b>\$ 3,360,367.19</b>	<b>\$ 2,824,593.67</b>	<b>\$ 458,123.71</b>	<b>\$ 40,679.07</b>
					<b>\$ 36,970.74</b>
<b>General Expense—Student Services</b>					
0100-1200	Dean of Students .....	\$ 1,643,765.55	\$ 1,507,330.90	\$ 125,599.98	\$ 10,581.41
0100-1201	Admissions and Records .....	943,512.61	863,114.38	71,029.57	9,240.20
0100-1202	Inter-Campus Bus .....	288,217.61	11,409.90	272,674.94	3,123.03
0100-1203	Placement Inquiries Clearance Office .....	6,316.38	5,528.16	477.83	310.39
0100-1204	Army, Air Force and Navy Storeroom .....	14,749.50	14,418.62	330.88	
0100-1205	Office of Admissions and Records— St. Paul .....	78,089.51	72,836.45	4,593.06	660.00
0100-1206	Office of Student Personnel Services— Duluth .....	302,782.64	277,259.18	24,287.04	1,236.42
0100-1207	Transportation—Duluth .....	11,284.38		11,284.38	
0100-1208	Student Personnel Office .....	165,645.13	161,157.80	3,838.03	649.30
0100-1209	Student Services—Morris .....	175,030.67	149,884.19	24,939.14	207.34
0100-1210	Identification System .....	20,461.46	11,811.00	7,939.63	710.83
0930-1210	Student Organization Development Fund .....	250.00		250.00	
0930-1211	Alumni Fund Nursing Student Services .....	25.00		25.00	
0100-1212	Student Counseling Services—Morris .....	125.00		125.00	
0100-1213	Bureau of Recommendations— Educ. Support .....	83,894.69	83,300.20	495.74	98.75
<b>General Expense—Staff Benefits</b>					
0100-1300	Staff Insurance and Retirement .....	1,575,456.01		1,575,456.01	
0100-1301	Workmen's Compensation Claims .....	56,184.90		56,184.90	
0100-1302	Unemployment Compensation Claims .....	26,138.21		26,138.21	
0100-1303	Staff Housing Bureau .....	5,663.09	5,074.09	589.00	
0100-1304	Retirement Allowance .....	423,290.32	423,290.32		
0910-1304	Carnegie Foundation Retirement Allowance .....	16,967.41	16,967.41		
0950-1304	Retirement Allowance—Special .....	32,304.54	32,304.54		
0100-1305	State Employees Retirement Costs .....	965,333.17		965,333.17	
0100-1306	Old Age and Survivors Insurance Costs .....	1,847,917.44		1,847,917.44	
0100-1307	Staff Travel Insurance .....	5,200.00		5,200.00	
0100-1308	State Insurance and Health Benefits Plan—Employer .....	816,999.51		816,999.51	
0100-1309	Retirement—Special .....	5,021.81		5,021.81	

**STATEMENT OF EXPENDITURES — CURRENT FUNDS**  
**July 1, 1968 to June 30, 1969**

SCHEDULE B-4

Dept. No.	Total	Salaries and Wages	Supplies and Expenses	Equipment	Buildings and Improvements
<b>General Expense — Other</b>					
0100-1400	Office of the Field Auditor .....	49,147.99	49,703.50	725.01-	169.50
0100-1401	Department of Alumni Relations .....	112,859.37	67,131.64	44,817.73	910.00
0100-1402	Department of University Relations .....	253,525.50	183,301.01	68,411.48	959.20
0100-1403	Glassblowing Shop .....	78,625.53	43,230.68	23,584.55	11,810.30
0100-1404	Scientific Apparatus Repair Shop .....	183,253.71	131,392.64	43,960.13	7,900.94
0100-1405	Truck Service .....	254,128.63	95,861.02	83,861.25	74,406.36
0100-1406	Convocations .....	26,716.82	7,937.81	18,779.01	
0100-1407	Bulletins and Annual Reports .....	296,127.94		296,127.94	
0100-1409	University Address Book and Publications .....	81,992.74	26,544.46	55,448.28	
0100-1410	Post Office and Campus Mail .....	50,520.94	49,279.17	1,192.32	49.45
0100-1411	Motor Vehicle Insurance .....	7,181.25		7,181.25	
0100-1412	University Press Publications .....	99,274.08	12,700.08	86,574.00	
0100-1413	Department of Police .....	357,699.34	328,899.33	18,067.99	10,732.02
0960-1413	Department of Police .....	3,433.32	3,080.00	353.32	
0100-1414	Minnesota Alumni Fund .....	33,594.26	13,587.69	19,344.88	661.69
0100-1416	General Expense .....	103,366.62		102,612.92	660.00
0100-1417	News Service—Duluth .....	41,598.95	37,905.70	3,693.25	
0100-1418	Radiation and Environmental Health .....	110,001.92	90,071.26	16,796.25	3,134.41
0100-1419	Photo Laboratory—St. Paul .....	56,462.96	44,461.83	1,499.88	10,501.25
0100-1420	Audio-Visual Education Service— Support .....	115,866.14	96,268.03	9,207.90	10,390.21
0930-1420	Audio-Visual Education Service Fund .....	845.70		603.15	242.55
0100-1421	Scientific Computing Laboratory .....	144,651.00		144,651.00	
0950-1421	University Computer Center— Subsidy Budget .....	406,102.39		406,102.39	
0910-1422	Minnesota Medical Foundation Executive Office Account .....	30,042.21	24,114.38	5,927.83	
0100-1424	Cedar Creek Natural History Area .....	8,886.95	6,749.04	2,957.23	819.32-
0100-1428	Research Costs—Emergencies and Contingencies .....	14,533.59	3,186.34	10,955.99	391.26
0100-1432	General Classroom Equipment .....	24,487.18		23,976.68	510.50
0100-1437	Office of International Programs .....	144,949.19	128,839.44	13,402.69	2,707.06
0100-1440	Printing Coordinator—Support .....	29,781.57	29,781.57		
0100-1454	Undergraduate Instructional Scientific Equipment Program—Anthropology and Physiology—Matching Funds .....	85.16			85.16
0100-1455	Undergraduate Instructional Scientific Equipment Program—Geography— Matching Funds .....	78.00-			78.00-
0100-1456	Office of the Planning Coordinator .....	85,778.24	64,847.73	20,555.51	375.00
0100-1459	Statistical Center Support .....	14,341.19	13,888.81	452.38	
0950-1459	Statistical Center—Self Supporting .....	1,610.99	1,477.75	133.24	
0100-1460	Undergraduate Instructional Scientific Equipment Program—Geology—Duluth —Matching Funds .....	993.94		996.40	2.46-
0100-1462	Undergraduate Instructional Scientific Equipment Program—Civil Engineering —Matching Funds .....	11,520.41			11,520.41
0100-1463	Undergraduate Instructional Scientific Equipment Program—Electrical Engineering—Matching Funds .....	3,108.43			3,108.43
0100-1466	Undergraduate Instructional Scientific Equipment Program—Physics— Matching Funds .....	150.48			150.48
0100-1468	Undergraduate Instructional Scientific Equipment Program—Psychology— Matching Funds .....	3,326.36		99.65	3,226.71
0100-1469	Undergraduate Instructional Scientific Equipment Program—Morris— Matching Funds .....	1,608.10		64.00	1,544.10
0100-1470	Undergraduate Instructional Scientific Equipment Program—Entomology— Matching Funds .....	484.37			484.37
0100-1471	Undergraduate Instructional Scientific Equipment Program—Geography— Matching Funds .....	600.43		749.10	148.67-

**STATEMENT OF EXPENDITURES — CURRENT FUNDS**

July 1, 1968 to June 30, 1969

**SCHEDULE B-4**

Dept. No.	Total	Salaries and Wages	Supplies and Expenses	Equipment	Buildings and Improvements
0100-1474 Undergraduate Teaching Equipment Program—Electrical Engineering—Matching Funds, USOE Title VI .....	4,860.00		4,860.00		
0100-1479 Patent Contingency Fund .....	1,008.55		1,008.55		
0100-1482 Minnesota Alumni Association Special .....	1,017.52	1,016.88	.64		
0100-1484 Undergraduate Teaching Equipment Program—UMD—Matching Funds—USOE Title VI .....	715.19			715.19	
0100-1485 Undergraduate Teaching Equipment Program—UMM—Matching Funds—USOE Title VI .....	609.70		434.50	175.20	
0100-1486 Undergraduate Instructional Scientific Program—Geography—Duluth .....	393.73		369.51	24.22	
0100-1487 Undergraduate Instructional Scientific Program—Civil Engineering .....	146.00		420.00	274.00-	
0100-1488 Undergraduate Instructional Scientific Equipment Program—Mechanical and Aerospace Engineering .....	12,259.36		1,259.03	11,000.33	
0100-1489 Undergraduate Instructional Scientific Program—Electrical Engineering .....	4.86			4.86	
0100-1490 Graduate Equipment Program—Electrical Engineering .....	288.99		133.45	155.54	
0100-1493 College of Liberal Arts Education Development Fund .....	25,202.99	17,682.77	4,131.76	3,388.46	
0100-1494 Purchase of Service Terminals Building—Interest .....	4,353.49		4,353.49		
0100-1495 University Computer Services .....	501,279.31	35,026.63	142,261.71	299,849.14	24,141.83
0920-1495 University Computer Services Co. Contribution .....	135,000.00			135,000.00	
0100-1496 National Science Foundation Nuclear Magnetic Resonance Spectrometer—Matching Funds .....	13,500.00			13,500.00	
0100-1497 UMD Alumni Association .....	7,443.00	7,104.00	339.00		
0100-1498 United States Office of Education Grant 03-74790—Matching Funds .....	15,383.50		381.50	15,002.00	
0100-1499 United States Office of Education Grant 03-74781—Matching Funds .....	19,469.66		5,992.46	13,477.20	
0100-1500 United States Office of Education Grant 03-87980—Matching Funds .....	15,903.11		324.40	15,578.71	
0100-1502 Undergraduate Instructional Scientific Equipment Program—Agricultural Engineering—Matching Funds .....	1,257.13		1,246.17	10.96	
0100-1503 Undergraduate Instructional Scientific Equipment Program—Sociology—Matching Funds .....	14,587.20		148.50	14,438.70	
0100-1504 Undergraduate Instructional Scientific Equipment Program—Botany—Matching Funds .....	7,054.41		23.41	7,031.00	
0100-1505 Undergraduate Instructional Scientific Equipment Program—Department of Chemistry—Duluth .....	6,200.00		136.60	6,063.40	
0100-1506 Undergraduate Instructional Scientific Equipment Program—Department of Social Science—Morris .....	6,884.30		1,002.20	5,882.10	
0100-1507 National Science Foundation Purchase of Automated X-Ray Diffractometer and Nuclear Magnetic Resonance Spectrometer—Matching Funds .....	25,204.33		46.33	25,158.00	
0100-1509 Simplex Machine Expense .....	13.50		13.50		
0100-1510 Purchase of CDC 6600 Interest Payments .....	17,726.25		17,726.25		
0930-1511 Interest on Planetarium Bank Loan .....	2,612.50		2,612.50		
0920-1512 Office of Student Financial Aid Service Fund .....	500.00-		500.00-		
<b>Total—All General Expense Items .....</b>	<b>\$ 13,593,193.01</b>	<b>\$ 5,250,758.33</b>	<b>\$ 7,567,372.29</b>	<b>\$ 749,400.91</b>	<b>\$ 25,661.48</b>
<b>Instruction and Departmental Research College of Liberal Arts</b>					
0100-2000 Administration .....	\$ 940,504.60	\$ 817,438.79	\$ 100,775.14	\$ 18,714.79	\$ 3,575.88
0100-2001 Anthropology .....	247,322.82	231,268.40	15,744.21	310.21	

**STATEMENT OF EXPENDITURES — CURRENT FUNDS**

**July 1, 1968 to June 30, 1969**

**SCHEDULE B-4**

Dept. No.		Total	Salaries and Wages	Supplies and Expenses	Equipment	Buildings and Improvements
0100-2002	Art History .....	288,767.20	258,309.89	28,043.99	2,413.32	
0100-2003	East Asian Languages .....	118,045.79	118,816.59	1,229.20		
0100-2004	Classics .....	170,492.96	165,782.73	4,654.98	55.25	
0100-2005	Economics .....	564,756.67	548,300.31	14,724.53	1,731.83	
0100-2006	English .....	1,096,258.15	1,073,721.29	18,083.03	4,453.83	
0207-2006	Morrill Nelson Fund .....	3,500.00	3,300.12	199.88		
0210-2006	Bankhead Jones Fund .....	38,465.00	36,464.94	2,000.06		
0100-2008	Geography .....	320,226.96	302,260.73	11,973.21	5,971.58	21.44
0100-2009	French and Italian .....	306,403.93	303,210.79	3,123.14	70.00	
0100-2010	Studio Arts .....	282,995.80	248,484.37	30,249.31	4,017.96	244.16
0100-2011	German .....	263,324.23	260,375.55	2,702.65	246.03	
0100-2012	Language Laboratory .....	54,024.37	41,888.78	6,753.67	5,381.92	
0100-2013	History .....	635,936.46	624,191.23	8,881.54	2,863.69	
0100-2014	School of Journalism and Mass Communication .....	346,565.10	330,854.44	11,520.37	4,190.29	
0400-2014	William J. Murphy Endowment .....	61,608.53	34,755.48	24,351.02	2,502.03	
0100-2015	School of Social Work .....	312,393.78	304,958.05	6,814.62	621.11	
0100-2016	Department of Linguistics .....	70,967.81	68,113.14	2,146.15	708.52	
0100-2017	Music .....	533,769.67	453,772.00	55,591.87	24,562.61	156.81-
0100-2018	Afro-American Studies .....	2.00		2.00		
0100-2019	Philosophy .....	231,159.44	222,330.73	7,324.22	1,504.49	
0100-2021	Political Science .....	474,901.67	457,141.42	15,669.64	1,891.49	199.12
0100-2022	Public Administration Center .....	56,501.80	50,762.10	5,418.70	321.00	
0100-2023	Psychology .....	583,187.19	545,078.27	32,616.98	5,051.46	440.48
0100-2024	Romance Languages .....	1,708.69		59.14	1,649.55	
0100-2025	Scandinavian .....	46,872.83	46,306.72	566.11		
0100-2026	Sociology .....	592,914.50	564,434.02	25,205.01	3,275.47	
0100-2027	Speech and Theatre Arts .....	596,441.63	562,759.50	32,132.52	1,549.61	
0100-2028	South Asian Languages .....	31,708.76	30,729.89	978.87		
0100-2030	American Studies Program .....	44,539.56	41,909.12	2,630.44		
0100-2031	International Relations and Area Studies ..	14,928.27	13,099.00	1,762.27	67.00	
0100-2032	Spanish and Portuguese .....	242,521.37	239,763.15	2,758.22		
0100-2033	Library School .....	173,395.35	162,613.50	9,423.89	857.96	500.00
0100-2034	Statistics .....	143,771.47	140,768.49	3,002.98		
0100-2035	Family Study Center .....	53,120.31	48,078.41	4,751.74	290.16	
0100-2036	Middle Eastern Languages .....	63,362.19	62,055.57	1,306.62		
0100-2037	East and South Asian Languages .....	293.67		16.33-	310.00	
0100-2038	Slavic and East European Languages .....	103,074.16	100,944.45	1,592.43	537.28	
0100-2039	Comparative Literature Program .....	1,639.40		1,639.40		
0100-2040	Communication Program .....	102,271.35	98,050.82	2,323.82	1,896.71	
0100-2041	Humanities Program .....	208,298.88	206,866.00	1,311.95	120.93	
0100-2042	Natural Science Program .....	36,859.94	32,611.89	3,163.20	1,084.85	
0100-2043	Social Science Program .....	52,674.04	51,763.19	910.85		
	<b>Total .....</b>	<b>\$ 10,512,478.30</b>	<b>\$ 9,902,333.86</b>	<b>\$ 506,097.24</b>	<b>\$ 99,222.93</b>	<b>\$ 4,824.27</b>
<b>Institute of Technology</b>						
0100-2100	Administration .....	\$ 187,321.25	\$ 151,872.03	\$ 33,247.95	\$ 2,201.27	\$
0100-2102	School of Architecture and Landscape Architecture .....	278,888.88	257,906.36	20,982.52		
0100-2103	Civil Engineering and Hydraulics .....	450,365.71	428,798.09	16,398.25	5,169.37	
0100-2105	Electrical Engineering .....	795,552.74	743,541.66	32,132.02	19,655.32	223.74
0210-2105	Bankhead Jones Fund .....	6,280.00	6,280.02	.02-		
0100-2107	Mathematics .....	1,517,163.26	1,500,650.19	16,005.39	507.68	
0207-2107	Morrill Nelson Fund .....	9,477.00	8,877.50	599.50		
0210-2107	Bankhead Jones Fund .....	23,378.00	21,941.14	1,436.86		
0100-2110	School of Mechanical and Aerospace Engineering .....	2,615.34		1,650.84	964.50	
0100-2111	School of Mechanical and Aerospace Engineering—Department of Mechanical Engineering .....	679,901.01	641,854.29	26,962.32	2,866.11	8,218.29
0207-2111	Morrill Nelson Fund .....	3,300.00	3,100.14	199.86		
0210-2111	Bankhead Jones Fund .....	23,234.00	22,234.14	999.86		
0100-2112	School of Mechanical and Aerospace Engineering—Department of Aeronautics and Engineering .....	432,336.36	405,329.65	19,441.09	7,165.66	399.96
0207-2112	School of Mechanical and Aerospace Engineering—Department of Aeronautics and Engineering— Morrill Nelson Fund .....	3,000.00	2,800.08	199.92		
0100-2120	School of Chemistry—Chemistry .....	1,300,873.72	1,116,972.81	159,963.61	23,808.46	128.84



**STATEMENT OF EXPENDITURES — CURRENT FUNDS**

**July 1, 1968 to June 30, 1969**

**SCHEDULE B-4**

Dept. No.	Total	Salaries and Wages	Supplies and Expenses	Equipment	Buildings and Improvements
0100-2121 School of Chemistry—Chemical Engineering .....	385,680.26	368,288.36	16,630.15	761.75	
0100-2130 School of Mineral and Metallurgical Engineering .....	303,407.85	282,139.31	11,577.18	9,691.36	
0100-2135 School of Earth Sciences—Geology and Geophysics .....	394,141.97	365,895.86	19,288.25	5,957.86	3,000.00
0330-2135 School of Earth Sciences .....	1,212.00			1,212.00	
0100-2140 School of Physics and Astronomy .....	1,104,409.81	1,068,935.96	24,503.01	10,722.44	248.40
<b>Total .....</b>	<b>\$ 7,902,539.16</b>	<b>\$ 7,397,417.59</b>	<b>\$ 402,218.56</b>	<b>\$ 90,683.78</b>	<b>\$ 12,219.23</b>
<b>Institute of Agriculture</b>					
0100-2200 Administration .....	\$ 202,852.26	\$ 177,995.58	\$ 23,914.62	\$ 942.06	\$
0330-2200 Temporary Investment—Institute of Agricultural Administration .....	2,249.43			2,249.43	
0100-2201 Information and Agricultural Journalism .....	107,295.82	82,763.20	24,532.62		
0330-2201 Temporary Investment—Information and Agricultural Journalism .....	23,081.80		3,248.33	19,833.47	
0100-2210 College of Agriculture, Forestry and Home Economics Administration .....	152,025.19	140,931.51	10,658.38	435.30	
0100-2211 Agricultural Economics .....	305,570.14	293,296.36	11,105.98	1,167.80	
0210-2211 Bankhead Jones Fund .....	3,559.00	3,558.96	.04		
0100-2212 Agricultural Engineering .....	268,996.90	255,132.90	11,327.68	2,536.32	
0207-2212 Morrill Nelson Fund .....	6,672.00	6,172.08	499.92		
0210-2212 Bankhead Jones Fund .....	36,293.00	34,292.64	2,000.36		
0100-2213 Agronomy and Plant Genetics .....	296,041.61	286,901.43	7,378.78	1,761.40	
0100-2216 Animal Science .....	519,473.42	487,204.20	29,927.42	2,341.80	
0207-2216 Morrill Nelson Fund Animal Science .....	4,150.00	3,949.92	200.08		
0210-2216 Bankhead Jones Fund .....	1,420.00	1,420.08	.08		
0100-2217 Entomology, Fisheries and Wildlife .....	260,641.68	250,640.29	9,558.18	443.21	
0207-2217 Morrill Nelson Fund .....	7,234.00	7,034.40	199.60		
0210-2217 Bankhead Jones Fund .....	18,150.00	17,149.92	1,000.08		
0330-2217 Entomology, Fisheries and Wildlife .....	8,380.80			8,380.80	
0100-2218 Food Science and Industries .....	155,432.80	144,118.87	11,313.93		
0100-2219 School of Forestry .....	348,614.20	336,997.23	8,894.20	2,722.77	
0210-2219 Bankhead Jones Instruction Fund .....	3,935.00	3,934.80	.20		
0330-2219 School of Forestry—Temporary Investment .....	450.00			450.00	
0100-2220 School of Home Economics .....	512,906.33	494,304.78	14,313.23	4,288.32	
0210-2220 Bankhead Jones Fund .....	53,604.00	49,655.04	3,948.96		
0330-2220 Temporary Investment .....	807.52			807.52	
0100-2221 Horticultural Science .....	305,995.51	279,952.63	13,433.51	5,686.45	6,922.92
0100-2222 Plant Pathology and Physiology .....	250,168.65	235,829.90	14,192.73	146.02	
0100-2224 Rhetoric .....	189,986.87	185,448.28	4,339.53	199.06	
0207-2224 Morrill Nelson Fund .....	5,225.00	4,925.16	299.84		
0210-2224 Bankhead Jones Fund .....	19,600.00	19,099.80	500.20		
0100-2225 Soil Science .....	141,236.57	137,366.48	3,870.09		
0100-2229 Lake Itasca Forestry and Biological Station .....	57,327.33	16,123.11	20,416.89	393.10	20,394.23
<b>Total .....</b>	<b>\$ 4,269,376.83</b>	<b>\$ 3,956,199.55</b>	<b>\$ 231,075.30</b>	<b>\$ 54,784.83</b>	<b>\$ 27,317.15</b>
<b>College of Medical Sciences</b>					
0100-2300 Administration .....	\$ 426,616.15	\$ 366,118.98	\$ 53,970.12	\$ 11,286.05	\$ 4,759.00
0330-2300 Investment Income .....	8,388.38		3,808.63	4,579.75	
0100-2301 Anatomy .....	283,490.83	260,294.15	20,126.60	3,070.08	
0100-2302 Microbiology .....	245,495.16	211,520.48	28,823.31	5,151.37	
0100-2303 Medicine .....	307,869.49	292,506.63	14,748.69	614.17	
0100-2304 Obstetrics and Gynecology .....	119,815.35	97,763.68	21,995.45	56.22	
0100-2305 Otolaryngology .....	63,940.70	61,381.68	2,559.02		
0100-2306 Pathology .....	150,201.15	143,996.39	6,204.76		
0100-2307 Pediatrics .....	211,291.24	203,864.20	4,633.45	2,793.59	
0100-2308 Pharmacology .....	161,255.59	147,664.56	13,502.80	88.23	
0100-2309 Physiology .....	233,016.63	218,971.19	12,288.77	1,756.67	
0100-2310 School of Public Health .....	450,074.11	406,476.21	32,468.73	9,705.33	1,423.84
0100-2311 Surgery .....	294,117.81	272,756.01	19,988.04	1,373.76	
0100-2312 School of Nursing .....	341,603.41	319,833.50	21,769.91		
0100-2313 Laboratory Medicine .....	145,364.13	141,711.26	3,652.90		
0100-2314 Radiology .....	133,031.95	126,540.63	6,491.32		

**STATEMENT OF EXPENDITURES — CURRENT FUNDS**

July 1, 1968 to June 30, 1969

**SCHEDULE B-4**

Dept. No.	Total	Salaries and Wages	Supplies and Expenses	Equipment	Buildings and Improvements
0100-2315 Psychiatry and Neurology .....	217,587.53	208,761.57	8,825.96		
0330-2315 Investment Income .....	18,303.95		3,837.48	13,539.58	926.89
0100-2316 Continuation Medical Education .....	12,518.29	12,083.11	435.18		
0100-2317 Biochemistry .....	198,518.34	185,233.20	10,526.89	2,758.25	
0100-2318 Physical Medicine and Rehabilitation .....	134,256.44	127,207.70	5,556.74	1,492.00	
0330-2318 Investment Income .....	31,491.54		12,054.61	19,436.93	
0100-2319 Ophthalmology .....	51,487.32	49,316.16	2,171.16		
0100-2320 Anesthesiology .....	74,642.67	72,400.62	2,235.55	6.50	
0100-2321 Mortuary Science .....	70,013.61	62,627.77	7,328.50	57.34	
<b>Total</b> .....	<b>\$ 4,384,391.80</b>	<b>\$ 3,989,029.68</b>	<b>\$ 320,004.57</b>	<b>\$ 77,765.82</b>	<b>\$ 2,408.27-</b>
<b>College of Biological Sciences</b>					
0100-2500 Administration .....	\$ 100,147.04	\$ 87,792.97	\$ 10,694.53	\$ 1,659.54	\$
0100-2501 Biochemistry .....	298,488.59	278,586.16	19,191.27	711.16	
0100-2502 Ecology and Behavioral Biology .....	97,865.35	94,808.19	2,954.74	102.42	
0207-2502 Morrill Nelson Fund .....	3,270.00	3,070.08	199.92		
0100-2503 Botany .....	363,791.89	350,628.81	12,569.72	593.36	
0100-2504 Genetics .....	282,270.99	264,909.10	13,638.68	3,723.21	
0100-2505 General Biology Program .....	52,623.77	24,525.00	17,666.75	10,432.02	
0100-2506 Zoology .....	296,456.54	272,005.33	20,673.74	3,777.47	
0100-2507 Field Biology Program .....	16,782.55	11,161.55	4,960.74	660.26	
<b>Total</b> .....	<b>\$ 1,511,696.72</b>	<b>\$ 1,387,487.19</b>	<b>\$ 102,550.09</b>	<b>\$ 21,659.44</b>	<b>\$</b>
<b>College of Veterinary Medicine</b>					
0100-2600 Administration .....	\$ 167,140.75	\$ 133,377.11	\$ 27,365.12	\$ 5,141.01	\$ 1,257.51
0330-2600 Investment Income .....	3,360.65		186.70	3,173.95	
0100-2601 Anatomy .....	137,964.73	128,621.52	6,621.37	2,721.84	
0100-2602 Bacteriology and Public Health .....	152,762.30	141,010.85	11,474.32	277.13	
0100-2603 Veterinary Medicine .....	217,026.33	214,097.20	2,929.13		
0100-2605 Obstetrics and Gynecology .....	102,075.17	99,920.77	1,756.37	398.03	
0100-2606 Pathology and Parasitology .....	182,704.67	168,108.74	12,216.77	2,379.16	
0100-2607 Physiology and Pharmacology .....	185,543.52	178,244.92	6,224.95	1,073.65	
0100-2608 Surgery and Radiology .....	206,375.05	164,458.34	31,185.21	10,731.50	
<b>Total</b> .....	<b>\$ 1,354,953.17</b>	<b>\$ 1,227,839.45</b>	<b>\$ 99,959.94</b>	<b>\$ 25,896.27</b>	<b>\$ 1,257.51</b>
0100-2700 School of Dentistry .....	\$ 1,523,567.13	\$ 1,212,748.49	\$ 286,514.11	\$ 24,159.64	\$ 144.89
0100-2800 Law School .....	\$ 1,037,794.40	\$ 915,041.30	\$ 117,363.69	\$ 5,768.50	\$ 379.09-
0100-2900 College of Pharmacy .....	\$ 460,790.49	\$ 416,654.95	\$ 37,709.01	\$ 6,437.39	\$ 10.86-
<b>College of Education</b>					
0100-3000 Administration .....	\$ 224,830.58	\$ 195,599.10	\$ 18,420.24	\$ 10,811.24	\$
0100-3001 Agricultural Education .....	106,909.16	100,444.44	6,111.90	352.82	
0100-3002 Art Education .....	90,953.72	84,613.26	6,180.96	159.50	
0100-3003 Foundations of Education .....	153,743.10	144,487.33	7,959.60	1,296.17	
0100-3004 Home Economics Education .....	96,699.19	91,364.93	3,902.06	1,432.20	
0100-3005 Secondary Education .....	421,557.41	395,647.72	23,342.82	2,566.87	
0100-3006 Trade and Industrial Education .....	144,520.98	129,986.47	11,433.20	3,101.31	
0100-3007 Elementary Education .....	372,590.12	351,176.42	20,010.20	1,403.50	
0100-3008 Music Education .....	105,627.90	98,414.91	5,898.55	1,314.44	
0100-3009 Educational Administration .....	162,669.77	154,305.59	8,253.68	110.50	
0100-3011 Psycho-Educational Clinic .....	62,073.89	51,177.98	10,895.91		
0100-3013 Student Teaching .....	359,222.91	249,612.71	108,842.64	767.56	
0100-3014 Special Education .....	33,460.42	33,460.42			
0323-3014 Special State .....	102,596.05	77,189.41	22,678.26	2,728.38	
0100-3015 Educational Psychology .....	371,821.22	350,030.44	22,736.41	945.63-	
0100-3050 School of Physical Education .....	91,948.36	83,384.84	6,464.79	1,987.21	111.52
0100-3051 Physical Education for Men .....	186,399.22	176,337.19	8,328.28	1,733.75	
0100-3052 Recreational Leadership .....	69,718.55	67,589.48	1,927.07	202.00	
0100-3053 Physical Education for Women .....	217,422.91	202,906.56	12,824.04	1,692.31	
0100-3055 Intramurals for Men .....	43,476.23	31,822.56	11,233.67	420.00	
0501-3055 Athletic Fund .....	48,826.98	48,826.98			

**STATEMENT OF EXPENDITURES — CURRENT FUNDS**

**July 1, 1968 to June 30, 1969**

**SCHEDULE B-4**

Dept. No.	Total	Salaries and Wages	Supplies and Expenses	Equipment	Buildings and Improvements
0100-3056	Finance and Facilities—Physical				
	Education and Athletics .....	48,215.66	40,860.43	6,336.97	1,018.26
0100-3057	Department of Intramurals for Women .....	4,550.94	4,550.94		
	<b>Total</b> .....	<b>\$ 3,519,835.27</b>	<b>\$ 3,163,790.11</b>	<b>\$ 323,781.25</b>	<b>\$ 32,152.39</b>
					<b>\$ 111.52</b>
0100-3100	Summer Session .....	\$ 1,808,878.66	\$ 1,687,950.23	\$ 119,808.43	\$ 1,120.00
	<b>Graduate School</b>				
0100-3200	Graduate School .....	\$ 307,447.44	\$ 261,604.87	\$ 43,914.96	\$ 1,927.61
0402-3218	Mayo Foundation—Public Health .....	293,290.90	9,999.84	283,291.06	
	<b>Total</b> .....	<b>\$ 600,738.34</b>	<b>\$ 271,604.71</b>	<b>\$ 327,206.02</b>	<b>\$ 1,927.61</b>
	<b>School of Business Administration</b>				
0100-3300	Administration and School of				
	Business Administration .....	\$ 1,152,280.59	\$ 1,101,561.36	\$ 47,927.27	\$ 2,646.11
0330-3300	Temporary Investment—School of				
	Business Administration .....	2,255.00		2,255.00	
0100-3304	Industrial Relations Center .....	146,614.94	131,680.03	14,684.91	250.00
0330-3304	Temporary Investment—Industrial				
	Relations Center .....	189.50			189.50
	<b>Total</b> .....	<b>\$ 1,301,340.03</b>	<b>\$ 1,233,241.39</b>	<b>\$ 64,867.18</b>	<b>\$ 3,085.61</b>
					<b>\$ 145.85</b>
	<b>University of Minnesota—Morris</b>				
0100-3400	Administration .....	\$ 192,725.89	\$ 163,830.09	\$ 26,724.11	\$ 746.27
0100-3401	Division of Education .....	153,560.59	132,416.62	20,570.02	573.95
0100-3402	Division of Humanities .....	336,767.34	315,894.12	19,603.98	1,269.24
0100-3403	Division of Science and Mathematics .....	231,893.67	215,616.17	15,552.60	724.90
0100-3404	Division of Social Sciences .....	190,337.40	178,194.43	11,947.97	195.00
	<b>Total</b> .....	<b>\$ 1,105,284.89</b>	<b>\$ 1,005,951.43</b>	<b>\$ 94,398.68</b>	<b>\$ 3,509.36</b>
					<b>\$ 1,425.42</b>
0100-3500	University College .....	\$ 5,411.69	\$ 5,103.20	\$ 308.49	\$
0100-3600	General College of the University .....	\$ 1,192,301.81	\$ 1,134,370.62	\$ 38,328.28	\$ 19,602.91
	<b>University of Minnesota—Duluth</b>				
0100-3700	Administration .....	\$ 412,531.78	\$ 269,858.31	\$ 122,866.32	\$ 13,554.20
0100-3703	Division of Education and Psychology .....	837,812.37	748,177.33	75,634.37	14,000.67
0100-3704	Division of Science and Mathematics .....	686,674.36	654,322.12	28,518.71	2,820.71
0100-3706	Division of Humanities .....	793,772.44	756,936.70	31,510.45	5,325.29
0100-3707	Division of Social Sciences .....	571,029.00	554,358.35	14,914.84	1,755.81
0100-3708	Education Media .....	19,317.08	16,355.57	2,491.62	408.49
0100-3710	Military Service .....	1,090.66	272.50	818.16	
	<b>Total</b> .....	<b>\$ 3,322,227.69</b>	<b>\$ 3,000,280.88</b>	<b>\$ 276,754.47</b>	<b>\$ 37,865.17</b>
					<b>\$ 7,327.17</b>
	<b>Military Science</b>				
0100-3800	Military Science—Army .....	\$ 8,436.20	\$ 6,987.16	\$ 1,449.04	\$
0100-3801	Naval Science .....	6,273.86	4,530.00	1,743.86	
0100-3802	Aerospace Studies .....	11,138.97	9,455.53	1,336.44	347.00
	<b>Total</b> .....	<b>\$ 25,849.03</b>	<b>\$ 20,972.69</b>	<b>\$ 4,529.34</b>	<b>\$ 347.00</b>
	<b>Technical Institute—Crookston</b>				
0100-3900	Administration .....	\$ 14,488.90	\$ 11,761.07	\$ 2,074.50	\$
0330-3900	Temporary Investment .....	14,227.27		378.77	13,848.50
0334-3900	Appropriation—Administration .....	305,106.65	176,498.47	91,798.14	33,077.52
0334-3901	Appropriation—Business Division .....	93,890.14	77,730.28	7,564.68	8,595.18
0100-3902	Division of Agriculture .....	45,731.16	45,731.16		
0334-3902	Appropriation—Agriculture Division .....	61,568.45	40,575.99	13,959.93	7,032.53
0100-3903	Division of Education .....	26,476.26	26,476.26		
0304-3903	Appropriation—General Education .....	95,879.77	70,197.06	13,332.78	12,349.93

# STATEMENT OF EXPENDITURES — CURRENT FUNDS

July 1, 1968 to June 30, 1969

SCHEDULE B-4

Dept. No.		Total	Salaries and Wages	Supplies and Expenses	Equipment	Buildings and Improvements
0100-3904	Division of Food Management .....	2,058.00	2,058.00			
0334-3904	Division of Food Management .....	17,962.82	14,000.16	3,395.66	567.00	
	Total .....	\$ 677,389.42	\$ 465,028.45	\$ 128,355.46	\$ 75,470.66	\$ 8,534.85
 <b>Instructional Trust Funds</b>						
0900-40xx	41xx-42xx Gifts and Grants—USPHS .....	\$ 6,757,095.46	\$ 2,226,208.82	\$ 4,326,452.69	\$ 202,985.70	\$ 1,448.25
0904-40xx	41xx Gifts and Grants—USOE .....	2,654,077.81	579,421.99	1,966,627.99	108,027.83	
0906-40xx	41xx Gifts and Grants—NSF .....	198,285.97	8,805.95	117,407.86	72,072.16	
0909-40xx	41xx Gifts and Grants—Other					
	Federal Sources .....	1,499,435.17	572,434.55	874,696.85	52,303.77	
0910-40xx	Gifts and Grants—Foundations .....	269,239.91	171,237.40	97,005.26	997.25	
0911-40xx	Gifts and Grants—Ford Foundation .....	255,254.15	141,203.93	115,121.59	1,071.37-	
0920-40xx	41xx Gifts and Grants—Corporations and Business .....	160,457.34	104,968.22	43,719.38	11,769.74	
0930-40xx	41xx-42xx Gifts and Grants— Individuals and Other .....	782,578.88	513,465.50	212,986.99	55,285.13	841.26
0940-40xx	Gifts and Grants—Endowed .....	83,326.34	27,602.24	55,724.10		
0100-4060	Regents Professors .....	19,792.11	19,792.11			
	Total .....	\$ 12,679,543.14	\$ 4,365,140.71	\$ 7,809,742.71	\$ 502,370.21	\$ 2,289.51
	Total Instruction and Departmental Research .....	\$ 59,196,387.97	\$ 46,758,186.48	\$ 11,291,572.82	\$ 1,083,829.52	\$ 62,799.15
 <b>Organized Activities Relating to Instructional Departments</b>						
<b>University of Minnesota Hospitals</b>						
0370-4300	Administration .....	\$ 683,101.10	\$ 251,683.94	\$ 411,110.90	\$ 19,786.75	\$ 519.51
0370-4301	Information and Mail .....	66,847.13	39,005.84	26,850.51	990.78	
0370-4302	Admissions .....	118,097.14	99,692.33	17,530.81	874.00	
0370-4303	Medical Records .....	171,521.98	147,941.30	21,312.62	2,268.06	
0370-4304	Stenographic Office .....	102,555.58	78,405.46	23,980.10	170.02	
0370-4305	Business Office .....	340,567.14	272,091.97	65,644.19	3,130.98	300.00-
0370-4306	Data Processing .....	247,436.74	131,483.41	107,765.04	8,188.29	
0370-4307	Service and Supplies .....	80,311.02	55,636.38	23,263.03	1,411.61	
0370-4308	Employee Health Service .....	8,164.16	6,546.36	1,617.80		
0370-4309	Telephone and Telegraph .....	197,354.07	39,791.75	157,322.32	240.00	
0370-4310	Special Medical Services .....	459,273.94	434,315.34	24,958.60		
0370-4312	Special Medical Services— Anesthesiology .....	216,047.41	125,389.81	89,661.55	996.05	
0370-4314	Special Medical Services— Clinical Psychology .....	44,152.96	25,266.44	18,886.52		
0370-4315	Special Medical Services— Fellows in Health Science .....	257,848.55	257,702.55	146.00		
0370-4316	Special Medical Services— Neurological Lab .....	24,420.54	14,421.87	7,616.31	2,698.00	315.64-
0370-4318	Electroencephalography .....	48,462.50	31,453.47	10,892.03	6,117.00	
0370-4320	Laboratory Administration .....	109,417.34	150,220.43	51,435.40-	8,081.81	2,550.70
0370-4321	Laboratory Computer .....	36,377.40	23,624.33	8,651.57	4,101.50	
0370-4322	Laboratory Genetics .....	62,689.71	31,547.28	21,362.43	9,780.00	
0370-4323	Laboratory—Chemistry .....	809,541.49	406,486.93	386,940.55	16,114.01	
0370-4324	Laboratory Bacteriology .....	222,501.74	126,645.87	93,584.08	2,271.79	
0370-4325	Laboratory Coagulation .....	46,327.78	25,019.04	19,257.88	2,050.86	
0370-4326	Laboratory—Immunology .....	27,790.87	14,078.07	11,761.20	1,951.60	
0370-4327	Laboratory—Pulmonary Functions .....	15,597.66	8,091.99	6,922.99	582.68	
0370-4328	Laboratory—Hematology .....	218,303.69	102,812.00	113,748.69	1,743.00	
0370-4329	Laboratory—Special Hematology .....	63,915.34	52,013.78	9,581.76	2,319.80	
0370-4330	Laboratory—Out-Patient .....	26,394.20	5,502.00	19,922.20	970.00	
0370-4331	Laboratory—Heart Hospital .....	28,332.67	14,299.42	13,063.25	970.00	
0385-4331	Building Maintenance and Modernization .....	4,298.49-		4,298.49-		
0370-4332	Laboratory—Masonic Hospital .....	14,288.32	12,789.18	1,499.14		
0370-4333	Electrocardiology .....	143,259.75	42,546.56	84,708.95	16,004.24	
0370-4334	Laboratory—Surgical Pathology .....	76,343.55	40,269.40	34,862.00	1,212.15	
0370-4335	Laboratory—Heart Catheterization .....	131,744.07	64,952.83	50,272.29	17,095.23	
0370-4336	Blood Bank .....	467,342.03	158,482.82	307,095.01	1,764.20	576.28-
0370-4340	X-Ray Diagnosis .....	749,872.73	315,829.66	404,936.51	29,043.00	63.56

**STATEMENT OF EXPENDITURES — CURRENT FUNDS**

July 1, 1968 to June 30, 1969

**SCHEDULE B-4**

Dept. No.	Total	Salaries and Wages	Supplies and Expenses	Equipment	Buildings and Improvements
0370-4342 Radiation Therapy .....	131,442.79	91,376.64	34,340.85	5,725.30	
0370-4344 Nuclear Medicine .....	101,456.47	60,268.39	40,580.08	608.00	
0370-4346 Pharmacy .....	1,172,840.36	267,152.54	888,541.82	16,854.75	291.25
0370-4348 Social Services .....	130,063.02	114,428.17	15,240.30	394.55	
0370-4350 Nursing Service—Administration .....	870,401.73	657,086.49	196,938.23	15,657.01	720.00
0370-4352 Professional Nursing .....	2,431,788.40	2,193,347.69	238,440.71		
0370-4354 Licensed Practical Nursing .....	1,060,158.97	957,309.30	102,849.67		
0370-4356 Auxiliary Staff .....	1,248,507.76	1,155,973.70	92,534.06		
0370-4358 Nursing Service—Operating Room .....	914,710.70	534,860.95	365,454.45	14,278.93	116.37
0370-4360 Central Service and Supplies .....	756,129.92	204,458.40	512,082.27	39,589.25	
0370-4361 Central Storeroom .....	66,098.19	16,197.61	49,603.61	296.97	
0370-4362 Central Transportation Service .....	46,250.65	40,953.40	5,297.25		
0370-4364 Dietary .....	1,333,460.01	817,141.45	514,549.76	1,768.80	
0370-4365 Dietary Education and Training .....	51,934.24	51,424.00	510.24		
0370-4366 Housekeeping .....	1,057,592.64	794,418.38	258,246.79	4,927.47	
0370-4367 Housekeeping—Special Services .....	749,646.19	212,747.60	534,934.21	1,964.38	
0370-4368 Maintenance and Operations .....	362,375.62	294,821.98	56,617.01	1,655.84	9,280.79
0370-4369 Powell Hall .....	114,110.81	85,845.34	28,265.47		
0370-4374 Utilities .....	91,266.76		91,266.76		
0370-4375 Major Equipment Acquisition and Replacement .....	51,005.04		604.43	44,250.61	6,150.00
0370-4376 Building Maintenance and Modernization .....	286,928.93		246,804.33	12,320.49	27,804.11
0370-4377 Painting Expense .....	55,738.76		55,738.76		
0370-4378 Advertising Expense .....	23,348.35		23,348.35		
0100-4380 Out-Patient Department— Administration .....	442,724.18	240,663.40	189,391.74	12,369.04	300.00
0100-4382 Out-Patient Department— Nursing Service .....	312,671.94	221,291.88	89,152.71	2,227.35	
0100-4384 Emergency Room .....	90,818.27	81,082.18	8,905.89	830.20	
0100-4386 Special Services—Out-Patient .....	475,077.93	197,562.55	277,515.38		
0370-4386 Unassigned .....	1,079.33	989.95	89.38		
0100-4387 Out-Patient Department— Ophthalmology .....	763.25		358.25	405.00	
0100-4388 Audiology—Out-Patient .....	72,641.86	65,293.03	7,161.53	187.30	
0100-4389 Out-Patient Department— Otolaryngology .....	348.93		23.08	325.85	
0375-4390 Psychopathic Hospital Fund .....	1,051,492.37	794,151.12	253,457.61	3,883.64	
0395-4390 Multiple Sclerosis Clinic .....	80.00		80.00		
0380-4392 Child Psychiatry .....	403,030.97	277,972.72	125,058.25		
0375-4392 Unassigned .....	236.93		236.93		
0390-4394 Rehabilitation Center .....	1,036,601.79	698,328.25	329,383.71	7,812.08	1,077.75
0395-4394 Unassigned .....	405.00		405.00		
0910-43xx Gifts and Grants—Foundations .....	192.63		192.63		
0930-43xx Gifts and Grants—Individuals and Others .....	234,873.83	61,819.63	63,996.29	56,769.83	52,288.08
0940-43xx Gifts and Grants—Endowed .....	121,441.46		121,441.46		
0950-43xx Other Current Funds .....	212,931.75	141,149.57	60,708.50	11,073.68	
<b>Total</b> .....	<b>\$ 23,874,413.88</b>	<b>\$ 14,934,176.22</b>	<b>\$ 8,421,163.93</b>	<b>\$ 419,103.53</b>	<b>\$ 99,970.20</b>
<b>Other</b>					
0100-4402 University High School .....	\$ 216,431.63	\$ 195,586.79	\$ 20,047.93	\$ 796.91	\$
0304-4403 Livestock Sanitary Board Laboratory .....	144,296.75	108,985.05	27,077.08	8,234.62	
0310-4413 Livestock Sanitary Board .....	57,504.24	38,222.67	13,811.88	626.12	4,843.57
0100-4414 Minnesota School Mathematics and Science Center .....	19,375.60	18,907.20	93.65	374.75	
0100-4415 University Veterinary Hospital .....	120,012.23	120,012.23			
0100-4430 Hybrid Computer Center .....	16,498.84	.05	14,280.07	2,218.72	
0100-4438 Space Science Center .....	27,303.85	40.86	24,336.12	2,926.87	
0904-44xx Unassigned .....	.04		.04		
0910-44xx Gifts and Grants—Foundations .....	32,868.17		32,868.17		
0930-44xx Gifts and Grants—Individuals and Others .....	907.88	900.00	7.88		
095x-44xx Other Current Funds .....	1,362,062.20	398,997.90	889,636.94	64,321.63	9,105.73
<b>Total</b> .....	<b>\$ 1,997,261.43</b>	<b>\$ 881,652.75</b>	<b>\$ 1,022,159.76</b>	<b>\$ 79,499.62</b>	<b>\$ 13,949.30</b>

**STATEMENT OF EXPENDITURES — CURRENT FUNDS**

July 1, 1968 to June 30, 1969

**SCHEDULE B-4**

Dept. No.	Total	Salaries and Wages	Supplies and Expenses	Equipment	Buildings and Improvements
<b>Extension and Public Service</b>					
<b>General Extension Division</b>					
0100-4500 Administration .....	\$ 266,793.32	\$ 240,428.65	\$ 23,722.82	\$ 2,164.49	\$ 477.36
0100-4501 Evening and Special Classes .....	1,780,007.02	1,635,645.80	143,286.05	772.29	302.88
0100-4502 Correspondence Study Instruction .....	230,396.48	189,413.17	39,804.91	1,178.40	
0100-4503 Drama Advisory Service .....	20,539.78	13,370.70	7,169.08		
0100-4504 Radio and Television .....	551,257.91	370,908.50	166,217.20	14,132.21	
0100-4505 Municipal Reference Bureau .....	47,179.15	47,179.15			
0100-4506 Conference and Instruction .....	210,708.01	172,783.86	37,384.41	539.74	
0100-4507 Audio-Visual Extension Service .....	299,860.54	161,781.35	88,233.36	48,001.36	1,844.47
0100-4508 Community Service .....	75,375.91	42,095.57	32,341.99	938.35	
0100-4509 Continuation Medical Education .....	22,735.15	20,323.92	2,116.23	295.00	
0100-4510 Medical Laboratory Technicians .....	8,240.44		163.74	8,076.70	
0100-4511 X-Ray Technician Instruction .....	20,621.40	20,590.60	30.80		
0100-4512 Nurses Instruction .....	7,530.68	6,557.12	973.56		
0100-4513 Continuing Education in Business Administration .....	14,635.55	13,324.48	1,311.07		
0100-4514 Continuing Education in Science and Technology .....	17,760.04	15,957.98	1,802.06		
0100-4515 Off-Campus Classes .....	6,250.70	4,970.00	1,280.70		
0100-4516 Special Classes .....	147,203.97	106,310.65	40,893.32		
0100-4517 Continuing Legal Education .....	89,666.04	31,792.66	57,873.38		
0100-4518 Unassigned .....	53.49-			33.62-	19.87-
0100-4519 Continuing Education in World Affairs .....	57,147.30	51,446.09	5,626.21	75.00	
0100-4580 Continuing Education in Art .....	14,748.45	9,990.00	4,559.95	198.50	
0100-4581 Continuing Labor Education .....	9,108.65	8,184.80	923.85		
0100-4582 MacPhail Center .....	311,230.52	95,939.95	207,206.62	8,083.95	
0100-4583 Continuing Education in Pharmacy .....	5,151.01	4,699.92	451.09		
0100-4584 Continuing Education in Dentistry .....	5,440.08	5,440.08			
0100-4585 Continuing Education in Social Work .....	11,284.48	10,569.31	715.17		
0100-4591 Conference and Institutes .....	9,046.83		9,046.83		
0100-4592 Conference and Institutes .....	57,131.37		57,131.37		
0100-4593 Conference and Institutes .....	59,916.06		59,916.06		
0100-4594 Conference and Institutes .....	92,018.97		92,018.97		
0100-4595 Conference and Institutes .....	154,314.99		154,314.99		
0100-4596 Conference and Institutes .....	79,126.29		79,126.29		
0100-4597 Conference and Institutes .....	65,360.33		65,360.33		
0100-4598 Conference and Institutes .....	4,527.20		4,527.20		
0100-4599 Conference and Institutes .....	337.03-		337.03-		
<b>Total</b> .....	<b>\$ 4,751,924.10</b>	<b>\$ 3,279,704.31</b>	<b>\$ 1,385,158.96</b>	<b>\$ 84,436.12</b>	<b>\$ 2,624.71</b>
<b>Agricultural Extension</b>					
0100-4530 General Operations and Maintenance Fund .....	\$ 108,762.61	\$ 108,760.43	\$ 2.18	\$	\$
0202-4530 Smith-Lever Fund Amended .....	2,251,991.71	1,936,787.74	301,221.33	13,982.64	
0205-4530 Expanded Nutrition Education Program .....	99,842.98	45,806.80	53,953.68	82.50	
0217-4530 Agricultural Marketing Fund .....	29,611.41	26,922.78	1,466.97	1,221.66	
0220-4530 Smith-Lever Pesticide Chemical Fund .....	291.20		291.20		
0221-4530 Smith-Lever Resources Development Fund .....	10,664.06	9,231.82	1,432.24		
0222-4530 Smith-Lever Rural Civil Defense Funds .....	668.84		668.84		
0223-4530 Smith-Lever Fund—Community Development Program .....	151.64		151.64		
0300-4530 Agricultural Extension Service Fund .....	1,787,409.32	1,493,822.70	289,096.46	4,490.16	
<b>Total</b> .....	<b>\$ 4,289,393.77</b>	<b>\$ 3,621,332.27</b>	<b>\$ 648,284.54</b>	<b>\$ 19,776.96</b>	<b>\$</b>
<b>Other Extension and Public Service</b>					
0100-4495 U.S. Department of State Concert Band Trip .....	\$ 12,863.45	\$ 2,385.00	\$ 9,687.22	\$ 791.23	\$
0100-4497 Center for Urban and Regional Affairs .....	285,075.56	227,156.47	55,877.94	1,751.15	290.00
0344-4498 Study of Training Career in Fire Prevention and Protection .....	4,268.43		4,268.43		
0343-4499 Coordinated Extension Program— Pilot Study .....	94,978.88	63,513.75	29,596.88	1,868.25	
0100-4520 Museum of Natural History .....	173,000.98	162,930.12	8,029.80	1,850.70	190.36
0100-4521 Ore Estimate Division .....	37,498.37	32,967.38	3,998.19	532.80	
0100-4522 Southern School of Agriculture— Waseca .....	294,287.80	220,820.83	63,010.42	8,739.03	1,717.52
0100-4523 Northwest School of Agriculture— Crookston .....	7,054.47		2,339.47	4,715.00	



**STATEMENT OF EXPENDITURES — CURRENT FUNDS**

July 1, 1968 to June 30, 1969

**SCHEDULE B-4**

Dept. No.	Total	Salaries and Wages	Supplies and Expenses	Equipment	Buildings and Improvements
0100-4525 North Central School of Agriculture— Grand Rapids .....	225.96-		225.96-		
0100-4531 Agricultural Short Courses .....	39,935.18	39,935.18			
0312-4533 Hybrid Corn Maturity Tests (Special State) .....	17,713.51	12,577.64	5,135.87		
0313-4534 State Aid—School of Agriculture Students .....	15,812.50		15,812.50		
0326-4537 Industrial Relations Education (Special State) .....	76,035.66	61,989.30	13,606.34	440.02	
0340-4358 Geology Mapping .....	72,436.98	51,881.60	20,057.25	498.13	
0100-4539 University Artists Course Special .....	29,500.00	25,500.00	4,000.00		
0341-4555 Soil Mapping .....	33,498.07	22,471.91	11,026.16		
0100-4567 Unassigned .....	1,046.23-		1,046.23-		
0332-4567 Feasibility Study of Inter-Campus Television .....	993.73		993.73		
090x-45xx Gifts and Grants—Federal .....	1,003,694.90	946,425.16	56,248.90	1,020.84	
090x-46xx Gifts and Grants—Federal .....	2,062,474.17	1,022,230.91	976,140.51	64,102.75	
091x-45xx 46xx Gifts and Grants—Foundations .....	982,777.38	431,890.67	501,143.59	49,743.12	
0920-46xx Gifts and Grants—Corporations and Business .....	112,409.93	58,050.40	49,891.75	4,467.78	
093x-45xx 46xx Gifts and Grants—Individuals and Others .....	1,304,942.69	718,865.51	545,533.18	39,466.27	1,077.73
0940-46xx Gifts and Grants—Endowed .....	11,146.72	1,656.20	6,522.82	2,967.70	
0950-45xx 46xx Other Current Funds .....	1,812,562.75	438,737.11	1,370,086.31	3,739.33	
<b>Total</b> .....	<b>\$ 8,483,689.92</b>	<b>\$ 4,541,985.14</b>	<b>\$ 3,751,735.07</b>	<b>\$ 186,694.10</b>	<b>\$ 3,275.61</b>
<b>Libraries</b>					
0100-4700 Minneapolis .....	\$ 2,605,317.14	\$ 1,829,839.08	\$ 774,034.14	\$ 1,443.92	\$
0100-4701 St. Paul .....	265,765.24	177,079.37	88,031.12	654.75	
0100-4702 Duluth .....	236,182.49	142,918.84	89,873.74	2,712.08	677.83
0100-4703 Morris .....	100,745.10	56,582.25	43,092.35	1,070.50	
0100-4704 Crookston .....	15,168.43	9,952.73	5,215.70		
0334-4704 Appropriation—Crookston .....	42,689.75	18,640.08	15,773.24	8,276.43	
090x-4700 Gifts and Grants—Federal .....	243,698.74	21,470.55	222,163.19	65.00	
0910-47xx Gifts and Grants—Foundations .....	35,644.10	11,903.98	23,740.12		
0920-47xx Gifts and Grants—Corporations and Business .....	181.93		181.93		
0930-47xx Gifts and Grants—Individuals and Others .....	44,090.78		44,090.78		
0940-47xx Gifts and Grants—Endowed .....	30,032.19		30,032.19		
<b>Total</b> .....	<b>\$ 3,619,515.89</b>	<b>\$ 2,268,386.88</b>	<b>\$ 1,336,228.50</b>	<b>\$ 14,222.68</b>	<b>\$ 677.83</b>
<b>Organized Research</b>					
<b>Budgeted Research—Agricultural Experiment Stations</b>					
0100-4800 Central Experiment Station—Support .....	\$ 278,948.08	\$ 213,902.34	\$ 52,381.02	\$ 12,664.72	\$
0203-4800 Consolidated Hatch Fund .....	701,217.82	640,807.84	60,124.84	285.14	
0204-4800 McIntire-Stennis Fund .....	63,083.00	58,995.09	4,087.91		
0216-4800 Bankhead-Jones Regional Research Fund Section 9(b)3 .....	152,251.96	138,777.32	13,195.64	279.00	
0302-4800 General Agricultural Research .....	722,625.32	639,508.52	81,836.16	1,280.64	
0311-4800 Agricultural Research—Rosemount .....	118,853.87	93,957.78	24,225.94	670.15	
0314-4800 Potato Processing Research Laboratory Fund .....	21,757.53	19,035.00	2,722.53		
0316-4800 Soybean Research .....	80,868.59	70,438.53	10,430.06		
0330-4800 Temporary Investment .....	49,135.45		3,122.45	46,013.00	
0342-4800 Forest Research Center—Cloquet .....	40,720.13	36,130.08	4,590.05		
0203-4812 Agriculture Experiment Station— Agricultural Engineering .....	11,812.76	2,156.00	4,856.53	4,800.23	
0216-4812 Agricultural Engineering .....	1,209.50	525.00	134.72	549.78	
0302-4812 Agricultural Engineering .....	7,930.46		4,351.53	3,578.93	
0311-4812 Agricultural Engineering .....	20,494.04	175.20	14,554.70	5,764.14	
0316-4812 Agricultural Engineering .....	4,793.53		3,831.15	962.38	
0203-4813 Agronomy and Plant Genetics .....	4,303.82	845.34	812.48	2,646.00	
0216-4813 Agronomy and Plant Genetics .....	8,566.75	1,245.31	1,963.99	5,357.45	
0302-4813 Agronomy and Plant Genetics .....	87,385.76	22,569.37	46,741.71	17,430.93	643.75
0311-4813 Agronomy and Plant Genetics .....	12,807.89	5,198.14	6,349.75	1,260.00	

**STATEMENT OF EXPENDITURES — CURRENT FUNDS**

July 1, 1968 to June 30, 1969

**SCHEDULE B-4**

Dept. No.	Total	Salaries and Wages	Supplies and Expenses	Equipment	Buildings and Improvements
0316-4813 Agronomy and Plant Genetics .....	43,318.68	7,152.41	22,833.15	13,333.12	
0203-4814 Agriculture Economics .....	49,481.34	24,742.62	24,738.72		
0216-4814 Agriculture Economics .....	5,874.95	3,489.83	2,385.12		
0302-4814 Agriculture Economics .....	24,580.54	9,453.94	14,791.60	335.00	
0203-4815 Biochemistry .....	12,973.59	2,550.56	8,040.80	2,382.23	
0302-4815 Biochemistry .....	1,687.00		1,687.00		
0203-4816 Animal Science .....	56,147.25	16,997.06	28,244.51	10,905.68	
0216-4816 Animal Science .....	22,295.96	5,832.61	13,306.60	3,156.75	
0302-4816 Animal Science .....	26,147.55	4,389.48	16,778.00	4,322.23	657.84
0311-4816 Animal Science .....	9,837.97		9,689.47	148.50	
0203-4817 Entomology, Fisheries and Wildlife .....	35,801.06	14,400.40	18,560.28	2,840.38	
0204-4817 Entomology, Fisheries and Wildlife .....	616.00		616.00		
0216-4817 Entomology, Fisheries and Wildlife .....	6,568.79	3,081.46	1,598.48	1,888.85	
0302-4817 Entomology, Fisheries and Wildlife .....	40,386.69	8,539.66	25,920.00	5,927.03	
0311-4817 Entomology, Fisheries and Wildlife .....	1,500.00				1,500.00
0203-4818 Food Science and Industry .....	17,206.32	5,421.72	8,161.35	3,623.25	
0302-4818 Food Science and Industry .....	6,089.21	801.57	4,941.59	346.05	
0203-4819 School of Forestry .....	17,770.16	3,441.44	6,614.65	5,421.59	2,292.48
0204-4819 School of Forestry .....	17,230.63	5,190.57	8,121.19	3,918.87	
0216-4819 School of Forestry .....	1,177.00		1,177.00		
0302-4819 School of Forestry .....	53,191.20	6,550.73	32,743.20	13,897.27	
0311-4819 School of Forestry .....	529.95	430.92	99.03		
0342-4819 School of Forestry .....	13,601.40	8,638.32	3,499.73	1,463.35	
0203-4820 School of Home Economics .....	18,745.37	875.77	8,539.92	9,329.68	
0216-4820 School of Home Economics .....	2,957.98	915.54	1,578.19	464.25	
0302-4820 School of Home Economics .....	3,311.79	953.50	2,189.22	169.07	
0203-4821 Horticultural Science .....	29,276.78	10,548.04	14,081.89	4,646.85	
0216-4821 Horticultural Science .....	16,987.29	3,502.37	7,183.22	6,301.70	
0302-4821 Horticultural Science .....	28,828.33	9,086.31	9,546.08	10,195.94	
0203-4822 Plant Pathology .....	19,249.70	6,685.41	7,075.19	5,489.10	
0204-4822 Plant Pathology .....	5,776.49	1,488.24	1,691.25	2,597.00	
0216-4822 Plant Pathology .....	4,634.94	1,189.55	1,926.44	1,518.95	
0302-4822 Plant Pathology .....	44,732.44	4,479.09	20,033.39	13,530.74	6,689.22
0311-4822 Plant Pathology .....	4,954.95	843.15	609.30	3,202.50	300.00
0316-4822 Plant Pathology .....	4,494.73		2,647.54	1,847.19	
0203-4825 Soil Science .....	41,463.17	10,949.51	12,917.74	17,595.92	
0216-4825 Soil Science .....	4,071.60	1,662.60	654.41	1,754.59	
0302-4825 Soil Science .....	41,371.73	17,508.20	18,471.68	2,607.36	2,784.49
0311-4825 Soil Science .....	3,462.20	3,300.74	161.46		
0316-4825 Soil Science .....	10,118.80	2,912.15	6,452.16	754.49	
0203-4826 College of Veterinary Medicine .....	21,090.02	6,680.69	10,570.95	3,838.38	
0216-4826 College of Veterinary Medicine .....	7,391.04	5,088.27	1,105.42	1,197.35	
0302-4826 College of Veterinary Medicine .....	33,366.28	10,528.70	17,742.39	5,095.19	
0203-4827 Rural Sociology .....	12,157.08	8,423.63	3,090.67	642.78	
0302-4827 Rural Sociology .....	4,276.59	2,336.22	1,679.08	261.29	
Sub-Total .....	\$ 3,215,498.80	\$ 2,185,329.84	\$ 744,808.22	\$ 270,492.96	\$ 14,867.78
0100-4801 Northwest Experiment Station .....	\$ 462,259.07	\$ 284,229.42	\$ 134,520.04	\$ 10,394.58	\$ 33,115.03
0100-4802 West Central Experiment Station— Morris .....	334,766.03	243,886.56	84,668.60	6,098.27	112.60
0100-4803 North Central Experiment Station— Grand Rapids .....	317,462.30	240,340.10	58,299.56	14,216.69	4,605.95
0100-4804 Northeast Experiment Station—Duluth .....	52,081.04	25,145.61	21,771.42	4,426.01	738.00
0100-4805 Southern Experiment Station—Waseca .....	296,839.67	186,819.09	86,475.73	17,794.29	5,750.56
0100-4806 Fruit Breeding Farm—Excelsior .....	94,473.68	74,468.62	19,917.99		87.07
0100-4807 Agriculture Experiment Station— Rosemount .....	237,840.52	145,694.02	64,261.75	27,757.36	127.39
0100-4809 Cloquet Forest Research Center .....	74,296.61	53,784.99	17,347.39	2,165.11	999.12
0207-4809 Morrill Nelson Fund .....	4,172.00	3,972.00	200.00		
0100-4810 Southwestern Experiment Station— Lamberton .....	87,945.68	54,634.82	24,582.01	4,611.49	4,117.36
0100-4811 Landscape Arboretum—Excelsior .....	31,784.27	20,920.53	10,588.74	275.00	
Total .....	\$ 5,209,419.67	\$ 3,519,225.60	\$ 1,267,441.45	\$ 358,231.76	\$ 64,520.86
<b>Other Budgeted Research</b>					
0100-4900 Bureau of Institutional Research .....	\$ 160,499.81	\$ 146,597.42	\$ 13,582.44	\$ 319.95	\$
0100-4901 Geological Survey .....	40,869.49	36,433.73	4,435.76		
0317-4901 Special State Fund .....	84,636.30	62,050.12	21,926.97	659.21	
0100-4903 Minnesota Center for Philosophy of Science .....	43,466.05	38,820.48	4,524.62	120.95	

**STATEMENT OF EXPENDITURES — CURRENT FUNDS**

July 1, 1968 to June 30, 1969

**SCHEDULE B-4**

Dept. No.	Total	Salaries and Wages	Supplies and Expenses	Equipment	Buildings and Improvements
0100-4904 Mines Experiment Station .....	120,487.90	112,852.14	7,635.76		
0301-4904 Beneficiation of Manganiferous and Low Grade Ores .....	94,811.53	74,980.22	16,763.88	3,067.43	
0324-4904 Beneficiation of Industrial Minerals and Non-Ferrous Deposits .....	55,729.08	46,355.08	7,136.97	2,237.03	
0327-4904 Cuyuna Range Research .....	119,585.04	96,151.40	12,820.48	10,613.16	
0330-4904 Investment Income .....	755.95		755.95		
0100-4906 Minnesota Center for Curriculum Studies .....	52,914.22	47,194.03	4,258.12	1,462.07	
0100-4907 Bureau of Educational Research .....	76,353.53	44,692.41	24,416.27	7,244.85	
0100-4909 Research Grants .....	217,591.82	101,506.93	49,087.30	61,516.37	5,481.22
0303-4909 Medical Research Fund .....	144,554.63	37,922.39	62,961.56	38,987.51	4,683.17
0307-4909 General Research Fund .....	151,945.56	74,332.98	26,610.60	51,001.98	
0330-4909 Investment Income .....	5,164.79		29.19	5,135.60	
0100-4910 Social Science Research Center .....	59,092.24	52,669.01	6,206.07	217.16	
0100-4911 Institute of Child Development .....	223,030.25	203,375.95	16,063.80	3,590.50	
0305-4911 Special State Fund .....	66,352.19	53,448.00	11,119.19	1,785.00	
0330-4911 Temporary Investments—Institute of Child Development .....	1,494.00			1,494.00	
0401-4911 Parents Institute Fund .....	2,647.43	2,346.12	301.31		
0302-4913 General Agricultural Research Medicine .....	18,369.87	8,128.67	7,889.70	2,351.50	
0309-4914 Minnesota Institute of Research .....	36,695.01	13,368.12	7,003.41	15,498.48	825.00
0315-4915 Business and Economic Research—Special State Fund .....	56,722.76	40,743.06	13,864.99	1,434.71	680.00
0321-4916 Psychiatry Research Fund—Special State Fund .....	136,392.42	90,751.88	27,350.06	18,290.48	
0950-4917 General Research—Medical School .....	522.45	69.29	453.16		
0950-4919 St. Anthony Falls Hydraulic Laboratory .....	194,328.90	131,355.48	41,170.18	21,076.49	726.75
0950-4921 Research Equipment—Mines Experiment Station .....	9,106.01		3,894.01	5,212.00	
0950-4922 Hormel Institute .....	179,545.14	92,800.87	84,923.03	1,434.42	386.82
0100-4924 Social Sciences Research Facilities Center .....	42,990.41	33,900.06	9,116.54		26.19
0100-4925 Water Resources Research Program .....	3,403.36	2,988.15	415.21		
0331-4926 Archaeology Program for Minnesota .....	20,076.02	12,586.27	7,489.75		
0337-4929 Control of Aquatic Nuisance Organisms .....	25,754.73	22,482.73	3,010.00	262.00	
0950-4946 Special Research in Electrocardiography .....	159.02		159.02		
0100-4930 Center for Programmed Learning Support .....	2,289.36		2,219.41	69.95	
0338-4936 Research in Vegetation Management in State Park and Recreation Areas .....	17,064.75	13,372.00	3,692.75		
0339-4937 Study of Lake Shore Development Trends .....	49,181.18	37,731.91	11,240.02	209.25	
0345-4938 Control of Hypercholesterolemia .....	9,883.98		4,995.49	4,888.49	
0202-4940 Economic Data Bank Project Smith-Lever Fund .....	37,397.22	6,027.84	31,369.38		
0100-4941 Center for Program Learning Special Allotment .....	18,976.10		18,166.10	810.00	
0346-4942 Multiple Sclerosis and Other Special Neurological Problems .....	144,298.75	129,023.98	15,274.77		
0100-4951 Research Cost Sharing College of Liberal Arts .....	1,585.99		532.99	1,053.00	
0100-4952 Research Cost Sharing Institute of Technology .....	41,058.42		41,058.42		
0100-4954 Research Cost Sharing Medical Science .....	9,209.73		9,209.73		
0100-4955 Research Cost Sharing Biological Science .....	3,610.00		3,610.00		
<b>Total</b> .....	<b>\$ 2,780,603.39</b>	<b>\$ 1,867,058.72</b>	<b>\$ 638,744.36</b>	<b>\$ 262,043.54</b>	<b>\$ 12,756.77</b>
<b>Sponsored Research—Endowed</b>					
Institute of Technology .....	\$ 7,468.30	\$ 6,664.64	\$ 1,443.00	\$ 6,024.66	\$ 1,000.00
Institute of Agriculture .....	936.29		822.50	113.79	
College of Medical Sciences .....	392,233.79	252,220.42	108,047.29	19,669.77	12,296.31
College of Pharmacy .....	1,271.29		1,271.29		
College of Education .....	1,891.18		1,891.18		

**STATEMENT OF EXPENDITURES — CURRENT FUNDS**

**July 1, 1968 to June 30, 1969**

**SCHEDULE B-4**

Dept. No.	Total	Salaries and Wages	Supplies and Expenses	Equipment	Buildings and Improvements
Duluth .....	435.55-		435.55-		
Other .....	14,688.38	8,745.22	5,943.16		
<b>Total</b> .....	<b>\$ 418,053.68</b>	<b>\$ 260,966.28</b>	<b>\$ 118,982.87</b>	<b>\$ 25,808.22</b>	<b>\$ 12,296.31</b>
<b>Sponsored Research—Gifts</b>					
<b>Grants and Contracts</b>					
College of Liberal Arts .....	\$ 1,325,150.22	\$ 687,093.56	\$ 598,834.90	\$ 39,221.76	\$
Institute of Technology .....	9,350,449.79	4,795,720.87	3,907,904.76	631,216.41	15,607.75
Institute of Agriculture .....	1,233,823.54	773,000.38	399,510.26	55,602.38	5,710.52
College of Medical Sciences .....	14,656,904.65	7,013,790.96	6,481,398.03	1,124,647.97	37,067.69
College of Veterinary Medicine .....	618,348.57	392,733.84	206,889.11	18,515.62	210.00
School of Dentistry .....	372,459.56	209,225.26	127,159.29	36,075.01	
Law School .....	7,864.68	5,960.44	1,904.24		
College of Pharmacy .....	209,661.07	98,707.40	97,308.94	13,644.73	
College of Education .....	430,107.88	218,089.62	205,077.32	6,940.94	
Graduate School .....	1,244,104.28	565,157.72	443,977.01	191,297.35	43,672.20
School of Business Administration .....	303,952.30	146,817.06	73,499.35	83,635.89	
University of Minnesota—Duluth .....	106,447.16	40,592.54	32,406.61	33,448.01	
Other .....	1,006,535.15	576,221.27	392,500.20	37,813.68	
<b>Total</b> .....	<b>\$ 30,865,808.85</b>	<b>\$ 15,523,110.92</b>	<b>\$ 12,968,370.02</b>	<b>\$ 2,272,059.75</b>	<b>\$ 102,268.16</b>
<b>Plant Services—Operations and Maintenance</b>					
<b>Minneapolis Campus</b>					
0100-6000 Administration .....	\$ 420,742.01	\$ 404,132.51	\$ 6,381.81	\$ 10,227.69	\$
0100-6001 Telephone and Telegraph .....	235,239.41	36,943.26	198,296.15		
0100-6010 Repairs and Maintenance .....	2,523,656.76	87,976.88	2,069,820.63	100,523.06	265,336.19
0100-6011 Custodial .....	1,517,252.49	1,413,381.18	73,171.13	30,700.18	
0100-6012 Utilities .....	577,293.39		577,293.39		
0500-6012 Utilities .....	750.00		750.00		
0100-6013 Heat .....	569,133.30	179,614.55	363,803.36		25,715.39
0100-6014 Repairs and Maintenance—Tunnels .....	41,786.60	26,045.14	15,741.46		
0100-6015 General Expense .....	102,520.19	9,744.00	92,675.68	68.00-	168.51
0100-6016 Repairs and Maintenance—Utilities .....	142,796.74	9,944.92	37,486.94	159.00	95,205.88
0100-6017 Utilities—Physical Education and Athletics—Mayo Memorial Buildings .....	85,648.23		85,648.23		
0100-6020 Repairs and Maintenance .....	137,469.15	38,046.88	75,031.03	4,522.00	19,869.24
0100-6021 Custodial .....	99,973.98	90,073.98	9,900.00		
0100-6022 Utilities .....	52,579.09		52,579.09		
0100-6023 Heat .....	24,827.26		24,827.26		
0100-6024 Telephone and Telegraph .....	29,997.51	8,421.15	21,576.36		
0100-6030 Repairs and Maintenance—Variety Club .....	35,601.18		34,846.55		754.63
0100-6031 Custodial—Variety Club .....	14,520.44	13,516.44	1,004.00		
0100-6040 Repairs and Maintenance—Medical Sciences .....	65,803.75		65,803.75		
0100-6041 Custodial—Medical Sciences .....	30,891.58	26,387.58	4,504.00		
0100-6050 Repairs and Maintenance—Animal Research Laboratories .....	78,992.77		78,274.50	203.17	515.10
0100-6051 Custodial—Animal Research Laboratory .....	19,650.14	19,650.14			
0100-6080 Minneapolis Campus—Rented Space .....	257,505.02		257,505.02		
0100-6090 Minneapolis Campus—Specials .....	48,594.72		48,451.63		143.09
0100-6100 Minneapolis Campus—Maintenance .....	439,365.44	18,718.74	290,754.57	84,076.14	45,815.99
<b>Sub-Total</b> .....	<b>\$ 7,552,591.15</b>	<b>\$ 2,382,597.35</b>	<b>\$ 4,486,126.54</b>	<b>\$ 230,343.24</b>	<b>\$ 453,524.02</b>
<b>Intercollegiate Athletic Fund</b>					
0501-6100 Athletic Field .....	\$ 55,430.80	\$	\$ 53,256.89	\$ 2,173.91	\$
0501-6010 Williams Arena .....	29,383.05		26,068.78	3,314.27	
0501-6010 Cooke Hall .....	12,879.42		12,879.42		
0501-6010 Stadium .....	21,138.61		21,138.61		
0501-6010 Indoor Practice Building .....	9,707.02		9,707.02		
0501-6010 Delta Field Locker Building .....	37,556.76-		37,556.76-		
<b>Sub-Total</b> .....	<b>\$ 90,982.14</b>	<b>\$</b>	<b>\$ 85,493.96</b>	<b>\$ 5,488.18</b>	<b>\$</b>
<b>Total</b> .....	<b>\$ 7,643,573.29</b>	<b>\$ 2,382,597.35</b>	<b>\$ 4,571,620.50</b>	<b>\$ 235,831.42</b>	<b>\$ 453,524.02</b>

**STATEMENT OF EXPENDITURES — CURRENT FUNDS**

July 1, 1968 to June 30, 1969

**SCHEDULE B-4**

Dept. No.	Total	Salaries and Wages	Supplies and Expenses	Equipment	Buildings and Improvements
<b>St. Paul Campus</b>					
0100-6200 Administration	\$ 37,719.79	\$ 37,483.86	\$ 235.93	\$	\$
0100-6201 Telephone and Telegraph	101,985.14	6,900.64	95,084.50		
0100-6210 Repairs and Maintenance	793,432.39	21,373.86	686,578.18	7,321.50	78,158.85
0100-6211 Custodial	417,669.18	397,041.95	16,570.16	4,057.07	
0100-6212 Utilities	200,627.40		200,627.40		
0100-6213 Heat	303,091.16	130,525.13	166,979.55	265.10	5,321.38
0100-6214 General Expense	10,746.94		9,412.42	1,334.52	
0100-6215 Tunnels	15,480.27	10,699.96	1,562.70		3,217.61
0100-6220 St. Paul Campus Maintenance	169,023.18		102,910.42		66,112.76
0100-6250 University Farm—General Service and Maintenance	95,660.01	82,602.49	4,162.15	8,895.37	
0100-6290 St. Paul—Specials	28,613.75		28,613.75		
<b>Total</b>	<b>\$ 2,174,049.21</b>	<b>\$ 686,627.89</b>	<b>\$ 1,312,737.16</b>	<b>\$ 21,873.56</b>	<b>\$ 152,810.60</b>
<b>Duluth Campus</b>					
0100-6300 Administration	\$ 56,752.94	\$ 55,782.73	\$ 361.21	\$ 609.00	\$
0100-6310 Repairs and Maintenance	342,223.28	262,754.27	37,948.16	20,449.66	21,071.19
0510-6310 University Services Fund	1,442.27		31.75		1,410.52
0100-6311 Custodial	291,168.90	274,639.50	14,589.40	1,940.00	
0100-6312 Utilities	102,843.24		102,674.68	168.56	
0100-6313 Heat	209,047.93	139,666.22	69,661.86		280.15
0100-6314 Telephone and Telegraph	35,185.26	10,775.84	24,409.42		
0100-6320 Duluth Campus Maintenance	67,063.54	49,457.86	16,093.67	1,134.67	377.34
<b>Total</b>	<b>\$ 1,105,727.36</b>	<b>\$ 793,076.42</b>	<b>\$ 265,770.15</b>	<b>\$ 24,301.89</b>	<b>\$ 22,578.90</b>
<b>Morris Campus</b>					
0100-6400 Plant Services—Morris	\$ 227,666.85	\$ 126,525.48	\$ 99,666.39	\$ 599.34	\$ 875.64
0100-6402 Campus Maintenance	21,754.69	12,705.88	7,293.81	1,755.00	
0100-6411 Custodial	62,955.55	55,913.30	6,672.25	370.00	
<b>Total</b>	<b>\$ 312,377.09</b>	<b>\$ 195,144.66</b>	<b>\$ 113,632.45</b>	<b>\$ 2,724.34</b>	<b>\$ 875.64</b>
<b>Rosemount Research Center</b>					
0100-6500 Administration	\$ 286,523.17	\$ 128,479.49	\$ 41,044.62	\$ 39,188.88	\$ 77,810.18
<b>Total</b>	<b>\$ 286,523.17</b>	<b>\$ 128,479.49</b>	<b>\$ 41,044.62</b>	<b>\$ 39,188.88</b>	<b>\$ 77,810.18</b>
<b>Crookston</b>					
0100-6600 Plant Service	\$ 139,960.85	\$ 73,187.16	\$ 47,322.44	\$ 7,058.71	\$ 12,392.54
0334-6600 Appropriation	54,287.27	32,735.69	18,782.98	2,768.60	
<b>Total</b>	<b>\$ 194,248.12</b>	<b>\$ 105,922.85</b>	<b>\$ 66,105.42</b>	<b>\$ 9,827.31</b>	<b>\$ 12,392.54</b>
<b>Other Physical Plant</b>					
0100-6900 Advisory Architect	\$ 31,844.25	\$ 24,396.00	\$ 4,354.52	\$	\$ 3,093.73
0100-6901 President's Residence—Eastcliff	25,990.78	16,423.70	9,567.08		
0100-6902 Flight Facilities	76,167.29	24,471.18	36,686.29	180.00	14,829.82
0500-6904 Campus Rentals Properties	73,137.43	21,496.03	50,433.00	770.59	437.81
0500-6905 Como Clinic Building Gifts and Grants—Endowed	852.80		852.80		
0940-69xx Miscellaneous Property	3,489.53		3,489.53		
0910-6911 Stone Research Fund	3,875.28		3,875.28		
<b>Total</b>	<b>\$ 215,357.36</b>	<b>\$ 86,786.91</b>	<b>\$ 109,258.50</b>	<b>\$ 950.59</b>	<b>\$ 18,361.36</b>
<b>Auxiliary Services</b>					
0500 Minneapolis	\$ 20,974,487.60	\$ 7,155,400.04	\$ 12,994,836.56	\$ 678,866.39	\$ 145,384.61
0501 Athletics—Minneapolis	1,481,031.90	541,248.41	934,970.63	4,812.86	
0505 St. Paul	2,596,933.82	874,335.39	1,648,180.09	71,409.73	3,008.61
0510 Duluth	1,814,574.64	542,150.16	1,221,797.31	46,793.00	3,834.17
0511 Athletics—Duluth	170,225.35	30,865.30	136,754.73	2,605.32	
0515 Morris	839,886.62	254,148.63	562,449.88	21,487.87	1,800.24

**STATEMENT OF EXPENDITURES — CURRENT FUNDS**  
**July 1, 1968 to June 30, 1969**

**SCHEDULE B-4**

Dept. No.		Total	Salaries and Wages	Supplies and Expenses	Equipment	Buildings and Improvements
0520	Crookston .....	250,667.26	72,840.77	166,115.30	9,132.40	2,578.79
05xx	Other .....	217,845.12	104,535.54	107,181.78	6,127.80	
	Total .....	<u>\$ 28,345,652.31</u>	<u>\$ 9,575,524.24</u>	<u>\$ 17,772,286.28</u>	<u>\$ 841,235.37</u>	<u>\$ 156,606.42</u>
 <b>University Services—Other</b>						
0100-7267	University Grove Street Lighting .....	\$ 5,705.80				\$ 5,705.80
	Total .....	<u>\$ 5,705.80</u>	<u>\$</u>	<u>\$</u>	<u>\$</u>	<u>\$ 5,705.80</u>
 <b>Student Aid</b>						
	Gifts and Grants .....	\$ 4,516,055.72	\$ 1,318,457.65	\$ 3,148,113.68	\$ 47,941.41	\$ 1,542.98
	Endowed .....	390,136.35	21,271.94	368,864.41		
	Total .....	<u>\$ 4,906,192.07</u>	<u>\$ 1,339,729.59</u>	<u>\$ 3,516,978.09</u>	<u>\$ 47,941.41</u>	<u>\$ 1,542.98</u>
	Total Current Expenditures .....	\$207,629,438.53	\$120,825,026.97	\$ 78,644,771.45	\$ 6,819,660.55	\$ 1,339,979.56
	Total Plant Fund Expenditures .....	17,179,688.62	221.05	1,726,709.22	1,446,884.02	14,005,874.33
	Grand Total .....	<u><u>\$224,809,127.15</u></u>	<u><u>\$120,825,248.02</u></u>	<u><u>\$ 80,371,480.67</u></u>	<u><u>\$ 8,266,544.57</u></u>	<u><u>\$ 15,345,853.89</u></u>

**STATEMENT OF INCOME AND EXPENDITURES**  
**AUXILIARY SERVICES**  
**July 1, 1968 to June 30, 1969**

**SCHEDULE B-5**

	Balance July 1, 1968	Income	Expenditures
<b>Project Revenue Fund Accounts</b>			
Commonwealth Terrace—Phase I .....	\$ 40,628.52	\$ 62,471.29	\$ 41,473.56
Interest .....			22,368.50
Bailey Hall .....	27,182.87-	154,337.39	117,265.71
Interest Account .....			23,281.50
Territorial Hall .....	134,125.81	509,539.33	413,426.00
Interest Account .....			45,402.50
Addition to Comstock Hall .....	9,277.02	414,282.21	316,376.59
Interest Account .....			24,447.50
Residence Hall Units (B)—Duluth .....	4,727.70	48,642.09	28,918.36
Interest Account .....			8,393.75
Frontier Hall .....	177,434.15	580,266.79	521,028.02
Interest Account .....			24,447.50
Commonwealth Terrace—Phase II .....	90,336.25	158,611.10	86,327.61
Interest Account .....			26,689.47
Commonwealth Terrace—Phase III .....	16,495.44	162,275.75	101,270.01
Interest Account .....			40,385.00
Griggs Hall—Duluth .....	42,536.25	168,322.77	82,540.81
Interest Account .....			23,707.50
Gay Residence Hall—Morris .....	143.31-	42,474.15	19,076.10
Interest Account .....			16,982.00
Gay Residence Hall Addition—Morris .....	681.03	44,246.19	22,526.83
Interest Account .....			17,250.00
Griggs Hall Addition—Duluth .....			625.64
Middlebrook Hall .....		13,025.00	2,080.08
Auxiliary Services—Dormitories and Dining Halls—Other .....	808,803.12	5,220,083.29	4,811,918.00
Total—Auxiliary Services—Dormitories and Dining Halls .....	\$1,297,719.11	\$ 7,578,577.35	\$ 6,838,208.54
Auxiliary Services—Student Services .....	1,161,235.39	12,950,489.74	11,451,645.09
Auxiliary Services—General Services .....	1,358,748.69	8,897,975.43	8,362,771.29
Auxiliary Services—Other Services .....	19,953.73	287,601.99	76,182.50
Total .....	\$3,837,656.92	\$29,714,644.51	\$26,728,807.42
Athletics—Minneapolis .....	42,756.02	1,657,809.34	1,620,841.02
Athletics—Duluth .....	3,597.40	169,785.60	170,225.35
Athletics—Morris .....	3,299.91-	34,100.47	33,278.90
Athletics—Crookston .....	619.32	8,818.28	8,491.24
Grand Total .....	<u>\$3,881,329.75</u>	<u>\$31,585,158.20</u>	<u>\$28,561,643.93</u>

**STATEMENT OF INCOME AND EXPENDITURES  
AUXILIARY SERVICES  
July 1, 1968 to June 30, 1969**

SCHEDULE B-5

Transfers	Balance June 30, 1969		Salaries and Wages	Supplies and Other Expenses	Equipment	Land Buildings and Improvements
	Obligated	Unobligated				
\$ 61,720.00- 22,368.50	\$ 32,692.11	\$ 32,785.86-	\$ 97,291.46	\$ 58,710.20- 22,368.50	\$ 892.30	\$ 2,000.00
4,327.93- 23,281.50	5,071.12	489.76	47,125.47	67,447.07 23,281.50	2,330.19	362.98
155,870.91- 45,402.50	24,769.05	49,599.18	34,684.79	369,613.68 45,402.50	1,217.18	7,910.35
29,078.54- 24,447.50		78,104.10		316,376.59 24,447.50		
20,080.61- 8,393.75		4,370.82	11,708.84	17,105.72 8,393.75	103.80	
124,994.42- 24,447.50	42,540.40	69,138.10	37,209.39	472,546.41 24,447.50	2,190.18	9,082.04
30,000.00- 26,689.47		132,619.74		86,327.61 26,689.47		
81,522.72- 40,385.00		4,021.54-		101,270.01 40,385.00		
31,249.43- 23,707.50		97,068.78	34,119.37	47,519.57 23,707.50	762.47	139.40
25,790.74- 16,982.00		2,536.00-	7,720.08	11,356.02 16,982.00		
21,809.72- 17,250.00		590.67	10,246.40	12,280.43 17,250.00		
		625.64-		625.64		
		10,944.92	1,052.96	1,027.12		
364,484.70-	317,338.64	535,145.07	1,818,628.06	2,882,737.39	81,185.66	29,366.89
\$ 677,574.50-	\$ 422,411.32	\$ 938,102.10	\$2,099,786.82	\$ 4,600,878.28	\$ 88,681.78	\$ 48,861.66
1,141,131.59-	388,394.34	1,130,554.11	3,883,129.51	7,103,559.81	367,599.63	97,356.14
469,269.97-	551,976.97	872,705.89	3,018,525.89	4,956,381.50	377,475.28	10,388.62
208,516.87-	932.01	21,924.34	21,496.03	52,067.55	770.59	1,848.33
\$2,496,492.93-	\$1,363,714.64	\$2,963,286.44	\$9,022,938.25	\$16,712,887.14	\$834,527.28	\$158,454.75
28,800.93-	44,089.82	6,833.59	590,075.39	1,020,464.59	10,301.04	
1,186.62-	1,966.16	4.87	30,865.30	136,754.73	2,605.32	
1,151.45	1,797.66	3,124.55-	1,968.31	31,250.09	60.50	
	936.35	10.01		8,491.24		
<u>\$2,525,329.03-</u>	<u>\$1,412,504.63</u>	<u>\$2,967,010.36</u>	<u>\$9,645,847.25</u>	<u>\$17,909,847.79</u>	<u>\$847,494.14</u>	<u>\$158,454.75</u>



**STATEMENT OF THE INTERCOLLEGIATE ATHLETICS FUND**  
**July 1, 1968 to June 30, 1969**

**SCHEDULE B-6**

<b>Balance at Beginning of Year</b>		
Reserve for Open Requisitions .....	\$ 20,073.82	
Reserve for Authorization in Process .....	17,478.18	
Reserve—Intercollegiate Athletics .....	23,838.41	
Unencumbered Allotments .....	5,204.02	
Total .....		\$ 18,917.61
 <b>Income</b>		
Student-Staff Privilege Books .....	\$257,843.66	
Public Ticket Sales :		
Football .....	\$833,936.88	
Basketball .....	76,223.98	
Hockey .....	33,572.95	
Baseball .....	3,459.59	
Other Sports .....	6,128.16	953,321.56
Athletic Programs .....		43,720.00
Radio and Television .....		178,682.55
Rent .....		19,486.39
Interest on Temporary Investments .....		20,034.49
Mailing Fees .....		8,295.42
Rose Bowl Receipts .....		68,978.93
Revolving Fund Receipts .....		95,981.45
Other Miscellaneous Income .....		11,464.89
Total Income .....		1,657,809.34
		<u>\$1,676,726.95</u>
 <b>Expenditures</b>		
Salaries .....	\$590,075.39	
Supplies and Material .....	178,487.60	
Communication Service .....	33,301.76	
Travel .....	153,732.39	
Transportation .....	1,353.41	
Utilities .....	13,579.49	
Rent .....	5,226.15	
Repairs .....	35,542.82	
Other Current Expense .....	480,736.48	
Fellowships, Scholarships, Prizes and Awards .....	118,504.49	
Equipment .....	10,301.04	
Total Expense .....		1,620,841.02
		<u>\$ 55,885.93</u>
		<u>23,815.24</u>
 <b>Transfers</b>		
Ending Balance .....		<u>\$ 79,701.17</u>
 <b>Ending Balance</b>		
Reserve for Open Requisitions .....	\$ 28,989.90	
Reserve for Open Authorizations .....	15,099.92	
Reserve—Intercollegiate Athletics .....	28,777.76	
Unencumbered Allotments .....	6,833.59	
Total .....		<u>\$ 79,701.17</u>

**CURRENT EXPENDITURES — SALARIES AND WAGES**  
**July 1, 1968 to June 30, 1969**

**SCHEDULE B-7**

	Grand Total	Civil Service	Total Academic	Administration Deans and Directors
General Administration .....	\$ 2,824,593.67	\$ 2,316,328.17	\$ 508,265.50	\$ 447,228.65
General Expense .....	5,250,758.33	3,339,006.30	1,911,752.03	323,436.02
College of Liberal Arts .....	9,902,333.86	836,047.99	9,066,285.87	140,905.54
Institute of Technology .....	7,397,417.59	960,375.09	6,437,042.50	87,697.02
Institute of Agriculture .....	3,956,199.55	651,711.69	3,304,487.86	69,875.22
College of Medical Sciences .....	3,989,029.68	700,731.76	3,288,297.92	69,779.64
College of Biological Sciences .....	1,387,487.19	210,541.71	1,176,945.48	29,000.16
College of Veterinary Medicine .....	1,227,839.45	239,395.21	988,444.24	56,800.32
School of Dentistry .....	1,212,748.49	221,602.99	991,145.50	32,500.08
Law School .....	915,041.30	140,649.78	774,391.52	73,850.40
College of Pharmacy .....	416,654.95	63,646.64	353,008.31	29,000.16
College of Education .....	3,163,790.11	359,608.30	2,804,181.81	97,223.92
Summer Session .....	1,687,950.23	46,260.62	1,641,689.61	30,467.04
Graduate School .....	271,604.71	122,367.87	149,236.84	67,778.64
School of Business Administration .....	1,233,241.39	178,847.77	1,054,393.62	53,500.08
University of Minnesota—Morris .....	1,005,951.43	126,326.09	879,625.34	23,833.48
University College .....	5,103.20			
General College .....	1,134,370.62	83,372.15	1,050,998.47	61,464.16
University of Minnesota—Duluth .....	3,000,280.88	443,070.73	2,557,210.15	54,550.08
Military Science .....	20,972.69	20,680.47	292.22	
Crookston Technical Institute .....	465,028.45	98,715.78	366,312.67	
Instructional Trust Funds .....	4,365,140.71	1,111,949.21	3,253,191.50	9,125.04
Organized Activities Relating to Instructional Departments:				
University Hospitals .....	14,934,176.22	13,262,588.97	1,671,587.25	27,500.16
Other .....	881,652.75	451,266.40	430,386.35	
General Extension Division .....	3,279,704.31	950,550.76	2,329,153.55	58,685.20
Agricultural Extension .....	3,621,332.27	354,234.40	3,267,097.87	
Other Extension and Public Service .....	4,541,985.14	1,580,480.30	2,961,504.84	36,032.71
Libraries .....	2,268,386.88	1,306,423.56	961,963.32	
Agricultural Experiment Stations .....	3,519,225.60	1,795,194.74	1,724,030.86	
Other Budgeted Research .....	1,867,058.72	660,350.30	1,206,708.42	26,500.08
Plant Services				
Minneapolis Campus .....	2,382,597.35	2,363,432.15	19,165.20	19,165.20
St. Paul Campus .....	686,627.89	677,043.01	9,584.88	9,584.88
Duluth Campus .....	793,076.42	793,076.42		
Morris Campus .....	195,144.66	195,144.66		
Rosemount .....	128,479.49	128,479.49		
Crookston Technical Institute .....	105,922.85	105,922.85		
Other Plant Services .....	86,786.91	67,286.91	19,500.00	
Total Plant Services .....	\$ 4,378,635.57	\$ 4,330,385.49	\$ 48,250.08	\$ 28,750.08
Sub-Total .....	\$ 94,125,695.94	\$36,967,814.44	\$57,157,881.50	\$1,935,483.88
Sponsored Research .....	15,784,077.20	6,845,198.20	8,938,879.00	562.50
Auxiliary Services .....	9,575,524.24	8,639,557.36	935,966.88	81,006.89
Student Aid-Fellowships, Scholarships and Prizes .....	1,339,729.59	27,590.71	1,312,138.88	
Grand Total .....	\$120,825,026.97	\$52,480,160.71	\$68,344,866.26	\$2,017,053.27
Equivalent Full-Time Number .....	14,626	8,554	6,072	80
Average Salary .....	\$ 8,261	\$ 6,135	\$ 11,256	\$ 25,157

**CURRENT EXPENDITURES — SALARIES AND WAGES**  
**July 1, 1968 to June 30, 1969**

**SCHEDULE B-7**

Professors	Associate Professors	Assistant Professors	Instructors	Assistants and Associates	Agriculture Extension Assistants	Medical Fellows	Miscellaneous
\$ 24,375.09	\$	\$ 3,708.35	\$ 26,396.75	\$ 6,556.66			\$
566,263.03	241,507.85	334,970.11	285,325.31	139,149.63			21,100.08
2,967,129.34	1,264,535.48	1,151,372.36	1,039,567.48	2,307,854.68			194,920.99
2,475,516.53	1,294,936.05	999,528.37	202,273.78	1,302,685.41			74,405.34
1,577,335.73	664,303.03	548,871.33	227,447.31	186,996.02	367.50		29,291.72
1,497,003.57	634,028.12	642,137.17	356,847.93	56,856.04		16,095.53	15,549.92
490,403.26	215,515.34	203,667.33	28,496.35	203,363.00			6,500.04
326,701.00	115,939.01	272,898.95	206,516.14	8,289.82			1,299.00
350,643.22	201,261.55	271,178.18	102,523.32	14,326.29		10,400.16	8,312.70
383,763.42	182,407.39	27,981.42	86,533.47	10,575.42			9,280.00
121,167.21	52,600.32	89,900.40	14,323.58	46,016.64			
741,766.69	495,327.75	504,939.91	700,176.78	238,645.56			26,101.20
318,097.07	268,054.11	323,845.43	267,475.72	288,358.40			145,391.84
42,435.94	12,325.90	193.75	17,995.08	8,507.53			
378,170.58	209,837.27	136,697.70	55,229.63	181,042.22			39,916.14
6,450.12	231,489.84	328,560.97	264,107.79	8,104.34			17,078.80
153,361.91	164,977.64	172,329.01	310,553.94	185,811.73			2,500.08
688,460.83	312,627.05	578,870.47	732,765.18	85,168.16			104,768.38
				292.22			
24,120.24	27,300.24	90,885.18	223,307.01				700.00
703,172.77	628,709.89	773,893.25	699,087.72	206,393.50		145,770.78	87,038.55
202,659.81	145,367.28	286,192.27	176,992.83	60,460.00		552,260.97	220,153.93
48,807.31	43,807.73	75,120.03	258,014.37	4,636.91			
389,379.24	418,517.75	385,436.80	485,088.43	158,082.98			433,963.15
470,846.58	526,816.46	196,322.53	242,910.79	17,989.52	1,812,211.99		
480,710.68	339,749.81	534,558.76	663,323.77	286,065.48	174,295.65	14,067.84	432,700.14
66,292.86	32,500.32	217,798.38	643,123.27	1,498.49			750.00
313,819.28	221,517.92	350,166.84	242,386.23	591,390.43	4,750.16		
343,628.81	123,941.44	247,466.62	203,797.44	235,109.39		13,089.70	13,174.94
19,500.00							
\$ 19,500.00							
\$16,171,982.12	\$ 9,069,902.54	\$ 9,749,491.87	\$ 8,762,587.40	\$ 6,840,226.47	\$1,991,625.30	\$ 751,684.98	\$1,884,896.94
1,721,903.10	1,181,327.62	1,907,362.89	2,059,557.99	1,959,340.32		76,994.22	31,830.36
97,927.22	37,399.26	244,034.97	159,656.98	63,883.72		35,232.42	216,825.42
142,708.10	165,466.74	379,226.95	69,908.20	85,575.28		463,990.30	5,263.31
\$18,134,520.54	\$10,454,096.16	\$12,280,116.68	\$11,051,710.57	\$8,949,025.79	\$1,991,625.30	\$1,327,901.92	\$2,138,816.03
938	719	1,039	1,179	1,475	171	242	229
\$ 19,326	\$ 14,535	\$ 11,819	\$ 9,372	\$ 6,067	\$ 11,651	\$ 5,479	\$ 9,351

**SUMMARY STATEMENT OF CURRENT FUNDS**  
**July 1, 1968 to June 30, 1969**  
**FEDERAL APPROPRIATIONS**

**SCHEDULE B-8**

Fund No.		Balance at Beginning of Year	Schedule B-1 Income	
			Appropriations	Other
0202	Smith-Lever Fund Amended	\$15,994.38-	\$2,299,366.00	\$
0203	Consolidated Hatch Fund	10,044.82	1,049,938.67	
0204	McIntire-Stennis Fund	886.49	88,072.01	
0205	Smith Lever Expanded Nutrition Program		153,600.00	
0207	Morrill-Nelson Act		50,000.00	
0210	Bankhead-Jones, Instruction		227,918.00	
0216	Bankhead-Jones, Section 9(b) 3 Act	15,090.54	223,184.43	
0217	Research and Marketing Act—Extension	1,550.29	28,001.00	
0220	Smith-Lever Pesticide Chemical Fund		14,011.00	
0221	Smith-Lever Resource Development Fund	412.06	10,252.00	
0222	Smith-Lever Rural Civil Defense Fund	668.84		
0223	Smith-Lever Community Development Program	383.11		
0100	Smith-Hughes, George Barden Act—Minneapolis		187,936.50	
0100	Smith-Hughes, George Barden Act—Duluth		15,614.50	
0100	Smith-Hughes, George Barden Act—Crookston		3,023.96	
	<b>Total</b>	<b>\$12,654.00</b>	<b>\$4,350,918.07</b>	<b>\$</b>

<sup>1</sup> Includes net transfers in \$13,563.50

<sup>2</sup> Includes net transfers out \$13,332.03

<sup>3</sup> Includes net transfers out \$231.47

**SCHEDULE B-9**

**SPECIAL STATE APPROPRIATIONS**

0300	Agriculture Extension	\$ 24,244.68	\$ 1,737,914.09	\$ 39,684.46
0301	Beneficiation of Manganiferous and Low Grade Ores	3,153.48	96,286.44	
0302	General Agricultural Research	85,246.03	1,129,165.59	390.00
0303	Medical and Cancer Research	33,730.71	140,655.61	
0304	Veterinary Diagnostic	9,217.62	144,175.28	
0305	Institute of Child Development	5,482.84	64,062.16	
0307	General Research	28,213.97	140,066.26	
0309	Minnesota Institute of Research	6,655.12	44,032.81	
0310	Livestock Sanitary Board	13,960.31	57,241.22	
0311	Agricultural Research—Rosemount	7,956.89	176,679.59	296.20
0312	Hybrid Corn Maturity Tests	68.64-	18,187.00	
0313	School of Agriculture—Student Aid Fund	13,525.00	15,875.00	
0314	Potato Processing Research Laboratory	297.57	25,797.84	
0315	Bureau of Business	24,941.37	43,588.46	
0316	Soybean Research	32,542.48	123,464.90	
0317	Geological Survey	1,126.66	80,594.17	2,047.86
0321	Psychiatric Research	23,296.14	133,452.81	750.00
0323	Special Education Training and Research	2,039.66	101,197.09	
0324	Beneficiation of Industrial Minerals and nonferrous Deposits	2,434.19	57,239.26	
0326	Industrial Relations Education Fund	3,086.66	80,644.28	
0327	Beneficiation of Manganiferous and Low Grade Ores—Cuyuna Range	12,737.98	118,111.82	
0330	Investment Income—Special State Funds	259,302.10		199,386.35
0331	Archaeology Program for Minnesota	751.04	18,046.32	
0332	Feasibility Study of Inter-Institutional Television	993.73		
0333	National Defense Student Loan Program	25,232.74	192,267.26	
0334	University of Minnesota Technical Institute—Crookston	96,562.00	508,078.36	111,586.81
0337	Control of Aquatic Nuisance Organisms	337.34	25,345.15	
0338	Research in Vegetation Management in State Parks and Recreation Areas	3,073.85	15,545.00	
0339	Study in Lakeshore Development Trends	683.03	47,610.60	
0340	Geological Mapping	2,104.33-	73,059.28	1,595.58
0341	Soil Mapping	7,130.13	33,160.49	
0342	Forest Research Center—Cloquet	19,867.52	50,626.42	
0343	Coordinated Extension and Continuing Education Program—Pilot Study	19,164.09	76,165.58	118.81
0344	Study of Training for Careers in Fire Prevention and Fire Protection	5,320.23		
0345	Control of Hypercholesterolemia	12,000.00	13,000.00	
0346	Multiple Sclerosis and Special Neurological Problems	80.00	146,124.21	
0370	University of Minnesota Hospitals	1,643,812.38	2,695,967.70	16,603,466.17
0375	Psychopathic Hospital Maintenance	9,748.06	1,051,514.49	
0380	Child Psychiatric Hospital	152.46	403,485.93	
0390	Hospital Rehabilitation Center	6,668.69	1,034,546.79	
0399	Investment Income—Plant	2,206.47		
	<b>Total</b>	<b>\$2,444,802.25</b>	<b>\$10,912,975.26</b>	<b>\$16,959,322.24</b>

<sup>1</sup> Includes net transfers out of \$1,859.05

<sup>2</sup> Includes net transfers out of \$14,371.90

<sup>3</sup> Includes net transfers out of \$186,013.88

<sup>4</sup> Includes net transfers out of \$1,043.48

<sup>5</sup> Includes net transfers out of \$405,667.00

<sup>6</sup> Includes net transfers in \$223,260.00

**SUMMARY STATEMENT OF CURRENT FUNDS**  
**July 1, 1968 to June 30, 1969**  
**FEDERAL APPROPRIATIONS**

**SCHEDULE B-8**

Expenditures	Analysis of Expenditures					Buildings and Improvements
	Balance at End of Year		Salaries and Wages	Supplies and Expenses	Equipment	
	Obligated	Unobligated				
\$2,275,825.43 <sup>1</sup>	\$ 3,471.91	\$ 4,074.28	\$1,942,815.58	\$332,590.71	\$ 13,982.64	\$
1,048,696.24	11,287.25		755,526.03	216,430.52	74,447.21	2,292.48
86,706.12	2,252.38		65,673.90	14,516.35	6,515.87	
99,842.98	9,544.93	44,212.09	45,806.80	53,953.68	82.50	
50,000.00			47,201.48	2,798.52		
227,918.00			216,031.48	11,886.52		
233,987.76	4,287.21		165,309.86	46,209.23	22,468.67	
29,611.41		60.12-	26,922.78	1,466.97	1,221.66	
13,623.23 <sup>2</sup>				291.20		
10,664.06			9,231.82	1,432.24		
668.84				668.84		
383.11 <sup>3</sup>				151.64		
187,936.50			187,936.50			
15,614.50			15,614.50			
3,023.96			3,023.96			
<u>\$4,284,502.14</u>	<u>\$30,843.68</u>	<u>\$48,226.25</u>	<u>\$3,481,094.69</u>	<u>\$682,396.42</u>	<u>\$118,718.55</u>	<u>\$2,292.48</u>

**SPECIAL STATE APPROPRIATIONS**

**SCHEDULE B-9**

\$ 1,787,409.32	\$ 14,973.20	\$ 539.29-	\$ 1,494,878.63	\$ 288,040.53	\$ 4,490.16	\$
94,811.53	4,724.24	95.85-	74,980.22	16,763.88	3,067.43	
1,144,280.76	73,220.15	2,699.29-	744,766.46	307,409.83	81,329.17	10,775.30
144,554.63	29,860.53	28.84-	37,922.39	99,043.00	2,906.07	4,683.17
144,296.75	9,346.23	250.08-	108,985.05	27,077.08	8,234.62	
66,352.19	3,279.59	86.78-	53,448.00	11,119.19	1,785.00	
151,945.56	17,080.70	746.03-	74,332.98	26,610.60	51,001.98	
36,695.01	14,627.30	634.38-	13,368.12	7,003.41	15,498.48	825.00
57,504.24	14,000.55	303.26-	38,222.67	13,811.88	626.12	4,843.57
174,299.92 <sup>1</sup>	11,703.14	1,070.38-	103,924.32	55,671.26	11,045.29	1,800.00
17,713.51	1,135.14	730.29-	12,577.64	5,135.87		
15,812.50		13,587.50		15,812.50		
21,757.53	4,390.00	52.12-	19,035.00	2,722.53		
56,722.76	12,115.24	308.17-	40,743.06	13,864.99	1,434.71	680.00
143,594.33	12,537.63	124.58-	80,503.09	46,194.06	16,897.18	
84,636.30	515.24	1,382.85-	62,050.12	21,926.97	659.21	
136,392.42	21,352.04	245.51-	90,751.88	27,350.06	18,290.48	
102,596.05	810.13	169.43-	77,189.41	22,678.26	2,728.38	
55,729.08	4,082.42	138.05-	46,355.08	7,136.97	2,237.03	
76,035.66	7,735.60	40.32-	62,069.30	13,526.34	440.02	
119,585.04	11,269.75	4.99-	96,151.40	12,820.48	10,613.16	
185,319.93 <sup>2</sup>	273,368.52			29,677.11	140,344.03	926.89
20,076.02	58.50	1,337.16-	12,586.27	7,489.75		
993.73				993.73		
186,013.88 <sup>3</sup>		31,486.12				
672,428.33 <sup>4</sup>	43,888.15	89.31-	430,377.73	164,607.41	72,667.19	3,732.52
25,754.73	31.31	103.55-	22,482.73	3,010.00	262.00	
17,064.75	1,583.00	28.90-	13,372.00	3,692.75		
49,181.18	41.66	929.21-	37,731.91	11,240.02	209.25	
72,436.98	920.00	806.45-	51,881.60	20,057.25	498.13	
33,498.07	6,795.00	2.45-	22,471.91	11,026.16		
54,321.53	16,927.14	754.73-	44,768.40	8,089.78	1,463.35	
94,978.88	666.35	196.75-	63,513.75	29,596.88	1,868.25	
4,268.43	1,051.80			4,268.43		
9,883.98	15,116.02			4,995.49	4,888.49	
144,783.75	1,431.80	11.34-	129,023.98	15,759.77		
19,565,899.24 <sup>5</sup>	1,379,172.38	1,825.37-	11,897,522.37	6,893,185.94	323,219.56	46,304.37
1,051,729.30	9,533.25		794,235.42	253,610.24	3,883.64	
403,030.97	607.42		277,972.72	125,058.25		
1,036,601.79	4,613.69		698,328.25	329,383.71	7,812.08	1,077.75
223,260.00 <sup>6</sup>	225,453.07	13.40				
<u>\$28,037,730.56</u>	<u>\$2,250,017.88</u>	<u>\$29,351.31</u>	<u>\$17,828,523.86</u>	<u>\$8,957,462.36</u>	<u>\$790,400.46</u>	<u>\$75,648.57</u>

**STATEMENT OF LOAN FUNDS**  
**July 1, 1968 to June 30, 1969**

**EXHIBIT C**

Fund No.	Loan Funds	Loan Funds July 1, 1968	Additions	
			Gifts	Interest on Loans
1500	University of Minnesota Emergency Loan Fund	\$ 432.40	\$	\$ 3.60
1501	Intercollegiate Athletic Student Loan Fund	4,241.60		165.10
1502	Elenore Mary Lawson Loan Fund	250.00		
1503	Ferdinand G. Kumm Memorial Loan	225.73		10.20
1504	Sarah Louise Keinholtz Memorial Loan Fund	221.91		5.80
1505	U. S. Office of Education—Cuban Students Loan Fund	1,000.00	5,620.00	
1506	Frank A. Morris Memorial Loan Fund	1,272.88		10.95
1508	Farmers Union ABC Loan Fund—UMM	11,505.06	1,222.00	162.17
1509	Harold A. Stueland Memorial Loan Fund	1,019.13	100.00	7.70
1510	Benjamin Franklin Nelson Memorial Loan Fund	28,912.69		252.45
1511	Reuel Fenstermacher Student Loan Fund for Veterinary Medicine	1,364.46		39.90
1512	Ezra H. Pieper Emergency Loan Fund	1,071.95		12.47
1513	Twin City Bank Loan Fund II	20,919.91		606.55
1514	Minnesota Farm Bureau Federation Student Loan Fund	1,905.04		21.90
1515	United Student Aid Fund	21,000.00		
1516	Twin City Student Loan Fund II—Morris	2,578.64		189.95
1517	Robins, David, and Lyons Guarantee Loan Fund	1,500.00		
1518	Federal Cartridge Foundation Guarantee Loan Fund	2,000.00		
1519	Belle P. Christopher Memorial Loan Fund	868.83		17.95
1520	Staff and Employees Student Loan Fund—Morris	1,588.86		173.13
1521	American Dental Association—Dental Student Loan Fund	7,572.78		157.50
1522	Adolph Meyer Memorial Loan Fund	1,076.08		28.95
1523	J. Marshall Hanks Student Loan Fund	189.43		3.40
1524	Irvin M. Nestingen Memorial Loan Fund	1,518.35		49.15
1525	Minnesota Medical Foundation—Hospital Administration Loan Fund	1,116.92		
1526	Dr. LeRoy Doolittle Memorial Loan Fund	1,017.04		17.28
1527	University of Minnesota, Morris, General Student Loan Fund	276.54		2.08
1528	Anna M. Jones Memorial Loan Fund	10,826.53		287.05
1529	International College of Dentists Loan Fund	3,101.95	1,547.55	6.85
1530	College of Education Loan Fund	1,218.01		31.80
1531	Navy League, Minneapolis Chapter Loan Fund	2,276.34		15.00
1532	B. C. Gamble Student Loan Fund	11,169.55		391.20
1533	Staff and Employees Loan Fund—Duluth	1,034.36		
1534	1936 Dental Students Loan Fund	218.70		6.20
1535	Augustus L. Searle Fund	677.15		.50
1536	Gregg Johnson Music Memorial Loan Fund	1,057.48		10.93
1537	School of Dentistry Loan Fund	2,231.00	20.00	32.80
1538	Women's Club of Richfield Loan Fund	349.07		11.50
1539	Roy Rowell Ireland Trust Fund	204,793.56		5,346.00
1540	Meeker County Farmers Union Loan Fund	343.40		3.70
1541	Minneapolis Calhoun Elementary School PTA Loan Fund	255.50		5.10
1542	Wheeler Fredrickson, and Larson Guarantee Loan Fund	700.00		
1543	Law School Guarantee Loan Fund	360.00		
1544	Daniel C. Dvoracek Memorial Student Loan Fund	336.35		
1545	Mildred Z. Clarke Sigma Kappa Loan Fund	11,761.12		451.55
1546	Captain Charles Hack, M.D. Memorial Loan Fund	3,125.41		59.35
1548	William A. Peters Student Loan Fund	240.43		4.85
1549	Duluth District Dental Auxiliary Loan Fund	1,067.72		14.95
1550	Albert P. Krost Memorial Loan Fund	10,032.10		117.30
1551	George W. Merck Memorial Loan Fund	23,146.10	2,000.00	82.00
1552	Duluth Engineers Club Emergency Loan Fund	761.70		2.37
1553	Southern School of Agriculture Student Loan Fund	344.49		
1554	Indo American Club Student Loan Fund	317.30		11.15
1555	Milton B. Kihlstrum Memorial Loan Fund	2,065.90		44.95
1558	Robert (Tsai-Hsing) Chen Memorial Loan Fund	128.00		
1559	Jacob G. Cohen Loan Fund	5,067.43		86.50
1560	Health Professions Student Loan Fund—Medicine	740,000.00	205,200.00	425.30
1561	Health Professions Student Loan Fund—Dentistry	663,703.33	201,600.00	503.75
1562	Foreign Staff Loan Fund	5,055.65		
1563	Charles and Ellora Alliss Foundation Loan Fund	20,836.73	87,000.00	572.95
1564	PHS—Nursing Student Loan Fund	77,084.35	7,740.00	668.21
1565	John Deere Student Loan Fund	2,172.17		
1566	Student Loan Fund, Grand Rapids	130.00		
1567	Selma A. Lee Memorial Loan Fund for Medical Students	8,098.45		88.45
1568	Stanil Toncheff Student Loan Fund	51,170.76		549.75
1569	Ella J. Rose Memorial Emergency Loan Fund	843.50		
1570	Dental Students Loan Fund	2,049.65		11.45
1571	College of Veterinary Medicine Alumni Loan Fund	672.85	146.00	25.95
1572	PHS—Health Professions Loan Fund—Pharmacy	50,000.00	36,900.00	
1573	University of Minnesota Technical Institute—Crookston—Student Loan Fund	1,594.80		

**STATEMENT OF LOAN FUNDS**  
**July 1, 1968 to June 30, 1969**

**EXHIBIT C**

Interest Transferred to Principal	Transfers From Other Funds	Deductions		Assets		
		Cancelled Notes	Expense	Loan Funds June 30, 1969	Cash	Notes Receivable
\$	\$	\$	\$	\$	\$	\$
	1,989.75-			436.00	371.00	65.00
				2,416.95		2,416.95
				250.00	50.00	200.00
				235.93	65.93	170.00
				227.71	62.71	165.00
			5,535.00	1,085.00	1,085.00	
				1,283.83	768.83	515.00
				12,889.23	2,765.43	10,123.80
				1,126.83	79.08	1,047.75
				29,165.14	19,734.39	9,430.75
				1,404.36	154.36	1,250.00
				1,084.42	154.38	930.04
	550.33		5,485.65 <sup>2</sup>	16,591.14	7,245.33	9,345.81
				1,926.94	451.94	1,475.00
				21,000.00	21,000.00 <sup>1</sup>	
	550.33-			2,218.26		2,218.26
				1,500.00	1,500.00 <sup>1</sup>	
				2,000.00	2,000.00 <sup>1</sup>	
				886.78	137.78	749.00
	236.14-			1,525.85		1,525.85
				7,730.28	2,961.28	4,769.00
				1,105.03	855.03	250.00
				192.83	192.83	
				1,567.50	907.50	660.00
				1,116.92	1,116.92	
				1,034.32	14.32	1,020.00
				278.62	99.62	179.00
				11,113.58	4,206.48	6,907.10
				1,547.55	1,547.55	
				1,249.81	58.61	1,191.20
				2,291.34	1,916.34	375.00
				11,560.75	1,516.05	10,044.70
				1,034.36	1,034.36	
				224.90	104.90	120.00
				677.65	677.65	
				1,068.41	493.91	574.50
				2,283.80	1,268.80	1,015.00
				360.57	40.57	320.00
				210,139.56	64,121.40	146,018.16
				347.10	147.10	200.00
				260.60	125.60	135.00
				700.00	700.00 <sup>3</sup>	
				360.00	360.00 <sup>3</sup>	
				336.35	86.35	250.00
				12,212.67	1,522.81	10,689.86
808.68				3,993.44	2,063.44	1,930.00
				245.28	45.28	200.00
				1,082.67	492.67	590.00
				10,149.40	8,068.38	2,081.02
				25,228.10	1,899.50	23,328.60
				764.07	189.07	575.00
				344.49	344.49	
				328.45	103.45	225.00
				2,110.85	283.00	1,827.85
				128.00	128.00	
				5,153.93	1,478.93	3,675.00
	22,800.00			968,425.30	11,232.85	957,192.45
	22,400.00			888,207.08	5,406.68	882,800.40
				5,055.65	5,055.65	
				108,409.68	87,668.22	20,741.46
	860.00	1,984.11		84,368.45	6,786.38	77,582.07
				2,172.17	2,172.17	
				130.00		130.00
				8,186.90	363.60	7,823.30
				51,720.51	43,029.11	8,691.40
				843.50	843.50	
				2,061.10	813.00	1,248.10
				844.80	480.85	363.95
	4,100.00			91,000.00	1,050.00	89,950.00
				1,594.80	1,423.30	171.50

**STATEMENT OF LOAN FUNDS**  
**July 1, 1968 to June 30, 1969**

**EXHIBIT C**

Fund No.	Loan Funds	Loan Funds July 1, 1968	Additions	
			Gifts	Interest on Loans
1574	Steven Bros. Foundation Loan Fund	64.25	390.50	
1575	Physicians and Hospital Supply Co. and Ulmer Pharmacal Co. Fund	2,441.28		
1576	National Defense Student Loan Fund—Crockston	54,003.28		104.11
1577	Vernon W. Olson, Junior Memorial Aid Fund	1,171.15		
1578	Dr. Alfred Owre Loan Fund	128,337.97		
1579	The Moden Scholarship Fund	6,769.90		
1580	Bothilda Uglum Student Loan Memorial Fund	18,852.49		293.00
1581	Student Emergency Loan Fund—Duluth	5,720.53	58.85	99.44
1582	Henry J. Fletcher Memorial Aid Fund	22,092.30	5.00	390.70
1583	Health Professions Loan Program—Veterinary Medicine	126,809.77	112,799.00	
1584	Duluth Student Loan Fund	6,095.33		109.46
1585	Electrical Workers and Contractors Loan Fund	5,000.00		36.09
1586	Lawson G. Lowrey Memorial Student Loan Fund	2,000.00		
1587	Gregory M. Segal Memorial Loan Fund		1,917.25	10.33
1589	Ronald P. Nelson Loan Fund	2,286.25		83.15
1590	Dr. Willard L. Burnap Loan Fund	331.41		
1591	Law Enforcement Assistance Adm Loan Fund		17,500.00	
1603	Caleb Dorr Loan Fund	650.55		16.39
1604	General Student Loan Fund	50,909.55	1,165.54	1,717.27
1605	H. P. Bend Loan Fund	106.03		4.40
1606	Cosmopolitan Club Loan Fund	2,026.99		70.15
1607	Elliot Trust Fund	13,668.95		13.00
1608	Engineers Bookstore Loan Fund	7,470.69		248.05
1609	Gilfillan Trust Fund	277,343.58		6,024.93
1610	Edward M. and Effie R. Johnson Loan Fund	14,791.98	1.50-	459.65
1611	Law Alumni Loan Fund	55,907.34		526.25
1612	Ramsey County Medical Auxiliary Loan Fund	897.30		2.75
1613	John Lind Fund for Crippled Children	15,766.82		173.80
1614	F. D. Lindquist Loan Fund	1,656.68		67.45
1615	Ludden Estate Fund	42,088.68		1,384.87
1616	Ludden Real Estate Fund	204,390.48		4,074.79
1617	Ludden Trust Fund	42,421.32		407.10
1618	First National Bank of St. Paul Loan Fund	1,678.22		118.40
1619	Minnesota State Organization for Public Health Nursing Loan Fund	1,078.72		
1620	Professional Sorority Council Loan Fund	145.33		2.75
1621	Juniata Shepperd Loan Fund	429.40		7.50
1622	Women's Auxiliary of Minneapolis Dental Society Loan Fund	6,941.84		135.50
1623	W.C.T.U. (Eighth Ward) Loan Fund	149.61		7.20
1624	Mary Dwight Aker Loan Fund	7,094.30		51.39
1625	"The Dads" Association of the University of Minnesota Fund	1,806.29		13.85
1626	Argosy Loan Fund	366.84		16.65
1627	Class of 1902 Scholarship Fund	46.35		
1629	Dr. Nellie W. Nelson Home Economics Loan Fund	4,586.11		57.50
1630	Minnesota G.A.R. and Women's Relief Corps Loan Fund	671.17		23.45
1631	Earle Brown Loan Fund	565.84		13.65
1632	Helen Dwan Loan Fund	162.99		4.75
1633	Lambda Alpha Psi Graduate Loan Fund	837.32		34.85
1634	Delta Sigma Delta Loan Fund	1,483.07		2.75
1635	Anna R. Goldberg Loan Fund	390.68		.50
1636	Central School of Agriculture Loan Fund	364.65		1.65
1637	Dorothy M. Winter Memorial Loan Fund	647.41		23.40
1638	St. Paul Housewives League Loan Fund	877.04		23.00
1639	West Central School of Agriculture Class of 1950 Loan Fund	602.77		
1640	Delta Phi Delta Loan Fund	161.91		5.00
1657	Eitel Loan Fund	64,441.72		1,172.90
1672	William Arthur Lawhead Loan Fund	5,128.92		221.65
1676	St. Anthony Park Women's Relief Corps Loan Fund	599.96		16.15
1677	Minneapolis Women's Advertising Club Loan Fund	398.82		
1678	Agriculture Faculty Women's Club Loan Fund	2,757.28	50.00	76.85
1683	Wayne E. Butterbaugh Memorial Loan Fund	196.82		
1684	Class of 1901 Loan Fund	555.81		17.60
1686	Women's Auxiliary of Hennepin County Medical Society Student Loan Fund	1,417.42		68.40
1687	Minnesota Home Economics Assn. Loan Fund	277.54		13.60
1688	Phi Upsilon Omicron Loan Fund	161.82		5.50
1690	Twin City Panhellenic Loan Fund	76.56		2.75
1691	Phi Lambda Theta Loan Fund	205.60		
1692	Edward E. Nicholson Student Loan	12,346.52		401.65
1693	John Buckhout Johnston Educational Loan Fund	11,485.73		346.50
1694	West Central School of Agriculture Seventh District Federation of Women's Clubs Loan Fund	2,323.01		



**STATEMENT OF LOAN FUNDS**  
**July 1, 1968 to June 30, 1969**

**EXHIBIT C**

Interest Transferred to Principal	Transfers from Other Funds	Deductions		Assets		
		Cancelled Notes	Expense	Loan Funds June 30, 1969	Cash	Notes Receivable
				454.75	91.00	363.75
33.00 <sup>7</sup>	75,000.00	286.20		2,441.28	2,328.63	112.65
				128,854.19	13,346.29	115,507.90
				1,171.15	1,171.15	
				128,337.97	127,390.55	947.42
				6,769.90	3,599.90	3,170.00
				19,145.49	10,917.37	8,228.12
				5,878.82	1,211.93	4,666.89
	12,533.00			22,488.00	9,096.03	13,391.97
				252,141.77	8,906.77	243,235.00
				6,204.79	2,023.21	4,181.58
				5,036.09	1,651.14	3,384.95
				2,000.00	2,000.00	
				1,927.58	256.82	1,670.76
				2,369.40	316.91	2,052.49
				331.41	257.32	74.09
	2,200.00--		12,416.75	2,883.25	2,238.25	645.00
				666.85	391.85	275.00
				53,792.36	6,870.11	46,922.25
				110.43	68.93	41.50
18.40				2,115.54	80.04	2,035.50
480.24				14,162.19	7,436.74	6,725.45
				7,718.74	940.19	6,778.55
4,600.00				287,968.51	143,057.51	144,911.00
460.00				15,710.13	2,287.73	13,422.40
1,022.21	40,000.00--			17,455.80	9,241.20	8,214.60
				900.05	.05	900.00
608.12				16,548.74	14,070.27	2,478.47
				1,724.13	882.28	841.85
709.32				44,182.87	5,491.97	38,690.90
3,518.36				211,983.63	45,831.85	166,151.78
1,838.16				44,666.58	37,364.23	7,302.35
				1,796.62	2,016.18	3,812.80
48.76				1,127.48	1,127.48	
				148.08	9.83	138.25
				436.90	289.40	147.50
				7,077.34	3,240.44	3,836.90
				156.81	144.81	12.00
				7,145.69	6,696.59	449.10
				1,820.14	1,645.14	175.00
				383.49	66.59	316.90
				46.35	46.35	
				4,643.61	1,398.11	3,245.50
				694.62	79.92	614.70
				579.49	209.49	370.00
				167.74	80.24	87.50
				872.17	145.17	727.00
				1,485.82	1,285.82	200.00
				391.18	391.18	
				366.30	416.30	50.00--
				670.81	330.81	340.00
				900.04	523.04	377.00
				602.77	602.77	
				166.91	66.91	100.00
4,816.72				70,431.34	13,641.94	56,789.40
184.00				5,534.57	791.12	4,743.45
				616.11	436.11	180.00
				398.82	398.82	
				2,884.13	629.13	2,255.00
				196.82	106.82	90.00
				573.41	438.41	135.00
				1,485.82	413.32	1,072.50
				291.14	291.14	
				167.32	89.32	78.00
				79.31	79.31	
				205.60	205.60	
796.72				12,748.17	2,554.14	10,194.03
				12,628.95	2,639.60	9,989.35
				2,323.01	257.01	2,066.00

**STATEMENT OF LOAN FUNDS**  
**July 1, 1968 to June 30, 1969**

**EXHIBIT C**

Fund No.	Loan Funds	Loan Funds July 1, 1968	Additions	
			Gifts	Interest on Loans
1697	Staff and Employee Student Loan Fund	18,442.26		528.25
1698	Ladies Drug Auxiliary of Mpls. Loan Fund	612.15		20.35
1699	Minnesota Union Loan Fund	114.67		.50
1701	Staff and Employees Loan Fund	8,537.47		27.10
1702	Gopher 4-H Club Loan Fund	69.73		
1703	Staff and Employees Extension Student Loan Fund	2,575.98		70.62
1704	Staff and Employees Central School of Agriculture Loan Fund	70.50		
1705	Child Psychology Study Circle St. Paul, Loan Fund	284.52		12.50
1706	Staff and Employees School of Agriculture Loan Fund, Crookston	89.30		
1707	Staff and Employees School of Agriculture Loan Fund, Morris	249.08		
1708	Staff and Employees School of Agriculture Loan Funds, Grand Rapids	30.40		
1709	Richard Olding Beard Loan Fund	162.24		
1713	Minnesota Bookstore Student Loan Fund	288.56		7.30
1716	Max Toltz Loan Fund in Engineering	134.73		6.00
1722	General Student Loan Fund—Special	4.52		
1732	Minnesota League of Nursing Loan Fund	519.65		
1734	Minnesota Bookstore Loan Fund	284.01		
1742	Josephine Louise Harper Loan Fund	130.31		3.60
1745	Sigma Delta Gamma Graduate Students Loan Fund	283.91		
1749	Frank B. Kellogg Loan Fund	49,345.46		589.15
1750	Robert W. Murchic Graduate Loan Fund	252.62		
1765	Minnesota Medical Foundation Fund	590.22		
1776	W. K. Kellogg Foundation Student Aid—Medicine	17,450.52		426.99
1777	W. K. Kellogg Foundation Student Aid—Dentistry	20,255.43		436.10
1778	W. K. Kellogg Foundation Student Aid—Public Health	4,452.45		19.85
1779	Faculty Women's Club Emergency Loan Fund	1,575.90		50.80
1780	Foreign Students Loan Fund	214.66		1.95
1782	W. K. Kellogg Foundation Student Aid—Nursing	2,418.92		15.90
1783	Student War Loan Fund	8.75		
1784	Householders Loan Fund	2,126.93		25.75
1785	A. E. Adams Student Loan Fund	2,749.70		67.35
1786	Pioneer Hall Notes	316.11		
1789	W. K. Kellogg Foundation Student Aid—Medical Technicians	3,401.16		15.80
1790	Minnesota Student Foundation Loan and Scholarship Fund	3,204.23		101.05
1797	Rice County Student Loan Fund	1,205.97		31.90
1812	National Defense Student Loans—University Contribution	45,514.89	8,256.88	
1813	Twin City Banks Student Loan Fund	17,704.78		611.05
1819	Winchell Cottages Emergency Loan Fund I	8,173.50		311.70
1822	Wm. S. Lindsley—Dental Students Loan Fund	7,515.88		208.30
1823	National Association for Retarded Children—Goodhue County Loan Fund	1,380.75		20.35
1824	Ford Foundation Loan Fund for Doctoral Engineering Students	225,062.70		753.85
1836	Robert M. Hedrick Memorial Loan Fund	255.77	25.00	
1840	Archie D. and Bertha H. Walker	14,281.55		410.95
1841	Minnesota Federation of Women's Clubs Loan Fund	879.82	1,131.80	39.00
1842	Minnesota Federation of Women's Clubs General Student Loan Fund	4,845.45		244.20
1843	Maria L. Sanford Loan Fund	2,789.80		78.15
1844	Minnesota Federation of Women's Clubs Founders and Pioneers	543.20		10.00
1845	Robert A. Good Student, Intern, Resident, and Fellowship Loan Fund	3,000.00		16.55
1846	Hazel J. Upham Loan Fund	294.27		4.85
1847	Southeastern District Dental Society Loan Fund	341.76		
1848	Minnesota Federation of Women's Clubs Past President Loan Fund	131.40		1.75
1849	Inez Valentine Indian Welfare Fund	115.43		99.10
1854	Alpha Alpha Gamma Loan Fund	1,294.48		40.75
1855	Mortuary Science Students Loan Fund	740.77		.50
1856	North Minneapolis Pharmacists Club Loan	554.24		24.00
1857	Hally J. Fisher Memorial Loan Fund	534.87		
1865	W. K. Kellogg Foundation—Hospital Administration Loan Fund	16,246.78		57.55
1866	Metropolitan Bank Student Loan Fund	43,610.25		1,835.75
1867	Dr. Eric Kent Clarke Loan Fund	7,009.95		249.15
1868	Pathfinder Club Loan Fund	374.67		22.20
1870	Gustavus Loevinger Memorial Loan Fund	6,508.22		83.70
1872	National Defense Student Loan Fund—Minneapolis	6,314,803.57	865,449.05 <sup>a</sup>	71,115.30
1873	National Defense Student Loan Fund—Duluth	673,219.82	184,290.00	7,342.93
1878	Minnesota Alumnae Club Loan Fund	7,499.58	272.00	220.70
1879	John B. Thompson Memorial Loan Fund	5,706.05		131.20
1885	Celia K. Applebaum Memorial Loan Fund	8,383.12		323.48
1889	Korsland Student Loan Fund—School of Architecture	5,693.10		124.65
1893	North Central Electrical Manufacturers Club Student Loan Fund	10,492.57		315.85
1898	Law Firm Loan Fund	581.88		18.15
1899	National Defense Student Loan Fund—Morris	488,789.75	99,029.00	5,219.10

**STATEMENT OF LOAN FUNDS**  
**July 1, 1968 to June 30, 1969**

**EXHIBIT C**

Interest Transferred to Principal	Transfers from Other Funds	Deductions			Assets	
		Cancelled Notes	Expense	Loan Funds June 30, 1969	Cash	Notes Receivable
				18,970.51	3,586.93	15,383.58
				632.50	132.50	500.00
				115.17	73.67	41.50
	236.14			8,800.71	6,238.68	2,562.03
				69.73	69.73	
				2,646.60	2,031.30	615.30
				70.50	70.50	
				297.02	47.02	250.00
				89.30	89.30	
				249.08	249.08	
				30.40	30.40	
				162.24	162.24	
				295.86	90.86	205.00
				140.73	40.73	100.00
				4.52	4.52	
				519.65	519.65	
				284.01	184.01	100.00
				133.91	133.91	
				283.91	133.91	150.00
				49,934.61	40,374.61	9,560.00
				252.62	52.62	200.00
				590.22	590.22	
				17,877.51	292.51	17,585.00
				20,691.53	6,582.28	14,109.25
				4,472.30	3,747.55	724.75
				1,525.10	507.00	1,018.10
				216.61	18.11	198.50
				2,434.82	2,434.82	
				8.75	8.75	
				2,152.68	555.93	1,596.75
				2,817.05	1,714.80	1,102.25
				316.11	316.11	
				3,416.96	2,416.11	1,000.85
				3,305.28	332.48	2,972.80
				1,237.87	482.92	754.95
	70.00			53,841.77	53,841.77	
			5,371.23 <sup>4</sup>	12,944.60	3,863.40	9,081.20
				8,485.20	1,172.30	7,312.90
				7,724.18	5,108.03	2,616.15
				1,401.10	1,142.60	258.50
		61,794.00		164,022.55	17,069.55	146,953.00
				280.77	280.77	
				14,692.50	6,126.05	8,566.45
				2,050.62	242.67	1,807.95
				5,089.65	484.50	4,605.15
				2,867.95	433.40	2,434.55
				553.20	80.20	473.00
				3,016.55	2,016.55	1,000.00
				299.12	299.12	
				341.76	341.76	
				133.15	133.15	
				16.33	116.33	100.00
				1,335.23	66.23	1,269.00
				741.27	626.27	115.00
				578.24	28.24	550.00
				534.87	34.87	500.00
				16,304.33	14,449.73	1,854.60
			30,412.50 <sup>5</sup>	15,033.50	3,819.10	11,214.40
				7,259.10	2,079.45	5,179.65
				396.87	98.87	298.00
				6,591.92	280.67	6,311.25
363.00 <sup>7</sup>	16,771.00	145,794.99	38,770.65	7,083,936.28	28,839.22	7,055,097.06
	20,476.66	34,944.24	7,462.00	842,923.17	63,365.10	779,558.07
				7,992.28	1,461.58	6,530.70
				5,837.25	2,947.25	2,890.00
				8,706.60	1,699.90	7,006.70
				5,817.75	1,728.25	4,089.50
				10,808.42	1,951.27	8,857.15
				600.03	105.03	495.00
	11,003.22	15,017.61	3,948.00	585,075.46	5,918.25	579,157.21

**STATEMENT OF LOAN FUNDS**  
**July 1, 1968 to June 30, 1969**

**EXHIBIT C**

Fund No.	Loan Funds	Loan Funds July 1, 1968	Additions	
			Gifts	Interest on Loans
1901	The Roy and Gladys Blakey Fund .....	70,852.02		2,206.35
1907	Jessie Smith Noyes Foundations, Inc., Loan Fund .....	3,741.20		78.50
1914	Minnesota State Pharmaceutical Association Loan Fund .....	1,743.08		25.90
1919	Fred W. Reed Loan Fund .....	4,449.53		181.60
1920	Minnesota Athletes Memorial Emergency Aid Fund .....	756.10		16.35
1922	Charles Joel Winton Memorial Fund .....	1,442.77		43.95
1928	John P. Coughlin Journalism Scholarship Fund .....	4,087.63		60.35
1932	Frank J. Percival Loan Fund—Romance Languages .....	14,622.33		168.35
1933	Frank J. Percival Loan Fund—Physical Education .....	14,522.87		197.55
1934	Mortar Board Emergency Fund .....	341.95		
1936	Public Administration Alumni Student Loan Fund .....	176.30		4.70
1939	Harold B. Schuck Memorial Fund .....	1,000.02		
1942	Women's Auxiliary of the St. Paul Dental Society Loan Fund .....	1,325.41		34.45
1947	Alice M. Child Loan Fund .....	610.04		
1954	Minneapolis Advertising Club Loan Fund .....	1,364.64		52.25
1957	Sally Richards Memorial Fund .....	2,430.46		17.70
1958	Student Loan Reserve Fund .....	2,500.00		51,600.46
1965	Frances M. Money Loan Fund .....	1,217.79		
1968	Greater University Loan Fund .....	2,584.46	60.00	68.15
1969	Staff and Employees Student Loan Fund—Duluth .....	7,447.99		156.67
1974	Robert A. Schmitt Loan Fund .....	507.97		
1975	Chinese Students Emergency Aid Fund .....	1,266.00		50.85
1976	Carlotta M. Brown Fund .....	108.70		
1983	Minneapolis Association of Sales Managers Loan Fund .....	1,348.47		67.27
1984	Cosmopolitan Club—International Club of Minneapolis Loan Fund .....	707.34		27.85
1991	Carmen Student Revolving Loan Fund .....	24,768.80		575.75
1993	Nellie Gorgas-Zontas Loan Fund .....	4,253.93		98.25
1996	Anne Dudley Blitz Loan Fund .....	4,677.76		143.75
	Total Assets .....			
	Collateral held at bank .....			
	Grand Totals .....	<u>\$11,526,782.56</u>	<u>\$1,838,398.82</u>	<u>\$178,968.99</u>

<sup>1</sup> Collateral held at bank 1515 \$21,000; 1517 \$1,500; 1518 \$2,000.

<sup>2</sup> Bank Loan Repayment \$5,000.01; Interest Payment \$485.64.

<sup>3</sup> Collateral held at bank 1542 \$350; 1543 \$360.

<sup>4</sup> Bank Loan Repayment \$5,000.01; Interest Payment \$371.22.

<sup>5</sup> Bank Loan Repayment \$30,000.00; Interest Payment \$412.50.

<sup>6</sup> Includes \$38,904.05 in assets transferred from MacPhail School of Music.

<sup>7</sup> Late fees collected.

<sup>8</sup> Loan Fund Cash Balance with the exception of borrowed funds (e.g. 1866 Fund) are invested in Temporary Investment Pool.

<sup>9</sup> Fund 1515 \$21,000; 1517 \$1,500; 1518 \$2,000; 1542 \$350; 1543 \$360.

<sup>10</sup> This includes bank loans outstanding of Funds 1513, 1813 and 1866 in the amount of \$26,997.87.

**STATEMENT OF LOAN FUNDS**  
**July 1, 1968 to June 30, 1969**

**EXHIBIT C**

Interest Transferred to Principal	Transfers from Other Funds	Deductions		Assets		
		Cancelled Notes	Expense	Loan Funds June 30, 1969	Cash	Notes Receivable
				73,058.37	22,103.47	50,954.90
				3,819.70	716.25	3,103.45
				1,768.98	583.98	1,185.00
				4,631.13	929.93	3,701.20
	359.70-			412.75		412.75
				1,486.72	365.67	1,121.05
				4,147.98	3,515.83	632.15
				14,790.68	8,089.88	6,700.80
				14,720.42	8,774.37	5,946.05
				341.95	166.95	175.00
				181.00	25.00	156.00
				1,000.02	893.02	107.00
				1,359.86	859.86	500.00
				610.04	110.04	500.00
				1,416.89	406.89	1,010.00
				2,448.16	2,095.36	352.80
14,494.14	55,179.29-	7,733.67	3,181.64	2,500.00	2,500.00	
				1,217.79	67.79	1,150.00
				2,712.61	612.01	2,100.60
				7,604.66	2,466.79	5,137.87
				507.97	267.97	240.00
				1,316.85	748.35	568.50
				108.70	108.70	
				1,415.74	528.74	887.00
				735.19	94.19	641.00
2,300.00				27,644.55	17,859.65	9,784.90
				4,352.18	805.18	3,547.00
1,150.00				5,971.51	3,232.60	2,738.91
				<u>\$13,288,547.10</u>	<u>\$1,201,189.54*</u> <u>25,210.00<sup>0</sup></u>	<u>\$12,087,357.56</u>
<u>\$38,249.83</u>	<u>\$86,285.14</u>	<u>\$267,554.82</u>	<u>\$112,583.42</u>	<u>\$13,288,547.10<sup>0</sup></u>	<u>\$1,175,979.54</u>	<u>\$12,087,357.56</u>

**STATEMENT OF ENDOWMENT FUNDS**  
**July 1, 1968 to June 30, 1969**

**EXHIBIT D**

Fund No.	Name	Endowment				Earnings Transferred To Principal
		Principal July 1, 1968	Endowment Gifts	Transfers	Adjustments	
3000	Flora Rosenblatt Fund	\$ 6,000.00	\$	\$ 2,101.34	\$	\$ 360.18
3001	Robert J. and Sarah Maud Sivertson Fund	6,287.42				
3002	Frederick and Margaret Weyerhauser Fund	6,259.48				
3003	Max Ogdon Cole Fund					
3004	Helen A. Young Fund	14,022.39				
3005	Barry A. Halper Memorial Scholarship Fund	3,457.84				
3006	Francis Miller Brown Memorial Endowment Fund	14,870.02			807.52	
3007	Joseph O. and Marie H. Weaver Scholarship Fund	12,000.00				
3008	Helen Harrington Scholarship Fund	23,625.00				
3009	The Dawn Family Fund	68,705.33	99,726.21	82,047.75-	2.65	
3010	James A. Stewart Heart and Cancer Fund					
3011	Law School Service Fund	8,893.75				
3012	Earnest Heilman Memorial Fellowship in Accounting	5,911.69				
3013	Homer B. Dibell Law Scholarship	10,500.00				
3014	Ben M. Cohen Memorial Fund	10,580.80				
3015	I. M. Kolthoff Scholarship Fund in Analytic Chemistry	5,660.67	325.00			
3016	Minnesota Garden Flower Society Scholarship Fund	2,300.00				
3017	Mankato Stone Company Education Fund	700.00				
3018	C. C. Ludwig Memorial Fund	5,950.00				
3019	Elmer E. Stoll Estate University Theater Building	280,125.24				15,027.00
3020	Professor J. J. Bittner Acting Awards	300.00				
3023	Judge Betty W. Washburn Scholarship Endowment Fund	10,050.00				
3024	Sidney J. Kaplan Legal Scholarship Endowment Fund	9,363.00	2,515.00	35.00		
3025	Hubert H. Humphrey Fellowship Political Science	56,653.50				
3026	William M. and Mildred E. Peters Scholarship Endowment Fund	4,706.43	1,005.18			
3027	Howard S. Abbot Law Library Fund	2,750.00	1,000.00	250.00		
3028	Knoblauch Fund for Medical Research	3,000.00				
3029	Dr. Blumenthal Memorial Lectureship	10,584.71		35.00-		
3030	Hallie Bruce Memorial Prize Fund	890.00				
3031	Laurie T. M. Jacobson Memorial Scholarship Fund	30,420.73				
3032	Suzanne J. Doehring Memorial Scholarship Fund	25,155.00				
3033	McMillan Endowment Fund	500,749.26				
3035	Dr. Charles Daniel Harrington Endowment	48,447.71				2,566.34
3036	Ronald J. Nemer Law Scholarship Fund	1,771.34				
3037	James J. Kottke Memorial Scholarship Fund	2,541.49	350.00			
3038	John C. Anderson Research Fund	20,363.46				
3039	Capt. Charles Hack M.D. Memorial Fund	15,096.16				
3040	School Publications Scholarship Fund	5,791.04	1,000.00			
3041	David K. Jensen Memorial Scholarship Fund	5,170.00				
3042	Frank Maloy and Mary Steele Anderson Fund	9,500.00				
3043	Morris State Bank Scholarship Fund	2,615.86				
3044	Morton and Ethel Smith Fund	95,228.78			5,400.66-	4,962.48
3045	G. D. Shepardson Memorial Electrical Engineering Loan Fund	12,752.58			702.58-	664.24
3046	Grace B. Dayton Scholarship Fund	12,192.00				
3047	Marshal and Margaret Alworth Endowment Fund	147,000.00	30,000.00	9,139.07-		
3048	Howard W. Lyon Foundation Scholarship Fund	20,000.00				
3049	John and Minnie Heitmann Scholarship Fund	2,000.00				
3050	Thomas Heggen Memorial Library Fund	10,000.00				
3051	D. Silverman Memorial Scholarship in Journalism Fund	7,740.63		15.89-	.38	
3052	O. and S. Wangenstein Support Fund for Medical History	27,750.46	8,740.64		1,393.03-	1,492.61
3053	The Lorenz G. Straub Memorial Fund	16,531.25		250.00		
3054	Wild Life Fellowship	32,498.38				
3055	Minnesota Society of Architects Scholarship Fund	4,013.57		35.00		206.26
3056	F. M. Rarig Graduate Fellowship in Speech and Theatre	797.80	110.00			39.65
3057	The Perry Como Music Scholarship	3,500.00				
3058	Frontier Hall Leadership Scholarship	2,645.76				
3059	F & M McKinney Support Fund for Medical History	25,000.00				
3060	A. Haeberle Scholarship in Speech Journalism and Theatre Art	5,690.00	195.00-			
3061	Phosa D. Broderick Trust	39,909.50	50,762.18	39,909.50-		
3062	Edward A. Everett Trust	736,195.81			238.70	
3063	Clan Stewart No. 50 of Duluth Scholarship	10,000.00				
3064	Law School Class of 1924 Memorial Scholarship	4,140.00				
3065	Public Administration Graduate Program Alumni Award	2,364.86				
3066	Marty Fife Memorial Fund	1,420.93		42.28		72.50
3067	School of Agriculture St. Paul Loyalty Fund	1,567.20				

**STATEMENT OF ENDOWMENT FUNDS**  
**July 1, 1968 to June 30, 1969**

**EXHIBIT D**

Current Restricted Funds								
Balance June 30, 1969	Account No.	Balance July 1, 1968	Gifts	Interest Income	Other Income	Expenditures	Transfers	Balance June 30, 1969
\$		\$	\$	\$	\$	\$	\$	\$
8,461.52								
6,287.42								
6,259.48								
14,022.39	0685-5907	1,279.82						1,279.82
3,457.84	0850-8059	357.53	106.00	193.20		270.00		386.73
15,877.54								
12,000.00	0850-8560	3,359.36		666.08				4,025.44
23,625.00	0850-8069	1,664.49		1,322.04		1,660.00		1,326.53
86,386.44	0693-5902	921.27-		3,757.74		80,194.97	82,047.75	4,689.25
	0940-4369	562.48						562.48
8,893.75	0940-4014	560.43		359.88				920.31
5,911.69	0850-8562	716.47	300.00	342.24		616.90		741.81
10,500.00	0850-8062	689.96		563.04		550.00		703.00
10,580.80	0850-8064	1,796.65		603.15		250.00		2,149.80
5,985.67	0850-8063	324.33		325.50		100.00		549.83
2,300.00	0850-8721	267.35		184.92		200.00		252.27
700.00	0850-8563	41.32		42.32				83.64
5,950.00	0940-4623	801.75		611.34				1,413.09
295,152.24								
300.00	0850-8564	37.20		18.40				55.60
10,050.00	0850-8066	651.29		608.12				1,259.41
11,913.00	0850-8067	607.61	50.00	609.68				1,267.29
56,653.50	0850-8566	3,610.81		3,717.57		2,700.00		4,628.38
5,711.61	0850-8070	698.62		264.32				962.94
4,000.00	0940-4739	540.65		177.65		290.85		427.45
3,000.00	0685-5909	682.47		166.52				848.99
10,549.71	0940-4015	854.47	25.00	548.87		516.88		911.46
890.00	0850-8567	137.09		44.53				181.62
30,420.73	0850-8071	1,555.45		1,665.48				3,220.93
25,155.00	0850-8072	1,409.15		1,392.97		1,215.00		1,587.12
500,749.26	0940-4016	33,313.22		15,937.38		33,117.33		16,133.27
51,014.05	0940-4027	7,987.85		5,530.14		1,215.65		12,302.34
1,771.34	0850-8573	293.40		91.08				384.48
2,891.49	0850-8088	206.58		147.84		200.00		154.42
20,363.46	0741-5900	4,291.68		1,086.52	1,217.24	1,891.18		4,704.26
15,096.16								
6,791.04	0850-8073	453.56		309.86		200.00		563.42
5,170.00	0850-8074	266.89		275.08				541.97
9,500.00	0940-4741	920.39		505.08				1,425.47
2,615.86	0850-8853	105.81-		131.56				25.75
94,790.60								
12,714.24								
12,192.00	0850-8077	484.09		153.82		405.00		232.91
167,860.93	0940-6910	46.00-				2,930.57	3,914.07	937.50
20,000.00	0850-8806	1,119.71		1,062.60		801.50		1,380.81
2,000.00	0850-8807	191.29		105.80				297.09
10,000.00	0940-4017			515.20			515.20-	
7,725.12	0850-8075	389.11		399.19		405.00	15.89	399.19
36,590.68								
16,781.25	0940-4018	359.27		844.47		572.66		631.08
32,498.38	0850-8568	613.64	1,600.00	1,722.98		1,650.00		2,286.62
4,254.83								
947.45								
3,500.00	0850-8089	172.84		178.48		172.00		179.32
2,645.76	0850-8090			136.44			136.44-	
25,000.00								
5,495.00								
50,762.18	0850-8124			1,076.40				1,076.40
736,434.51								
10,000.00	0850-8808	936.52		507.20		375.00		1,068.72
4,140.00	0850-8091	384.97	40.00	212.15				637.12
2,364.86	0850-8572	471.14		120.52				591.66
1,535.71	0850-8574	42.28						
1,567.20	0850-8723	162.28		79.12			42.28-	241.40

**STATEMENT OF ENDOWMENT FUNDS**  
**July 1, 1968 to June 30, 1969**

**EXHIBIT D**

Fund No.	Name	Endowment				Earnings Transferred To Principal
		Principal July 1, 1968	Endowment Gifts	Transfers	Adjustments	
3068	Timberlake "M" Club Father & Son Awards Fund .....	10,397.29			402.00-	621.85
3069	Ruth Thomas Brinker Scholarship—Nursing .....	2,043.43				101.84
3070	Helen Jane Atkinson Memorial Fund .....	1,717,280.57		108,890.88		
3072	Professor of the History of Medicine .....	27,413.26				
3073	Alice Weickert Memorial Scholarship Fund .....	10,000.00				
3074	Irvine McQuarrie Memorial Fund .....	6,745.00				
3075	John and Mary Gonska Cultural Fund .....	17,984.27	7,000.00			
3076	J. Frank and Alice B. Fraser Fund .....	50,679.70		1,481.24-	2,400.33-	2,481.24
3077	Harold J. Richardson Law Scholarship .....	13,208.95				
3078	Mrs. Joseph Ramsay III Medical History Support Fund .....	5,243.48				
3079	E. A. Van Steenwyk Memorial Fund .....	109,833.34				
3080	The Dayton Arboretum Fund .....					
3081	Axel Hansen Memorial Scholarship .....	4,000.00				
3082	Maude C. McMahon Trust Masonic Cancer Hospital Fund .....	57,401.14				2,875.00
3083	Edward A. Spencer Estate University of Minn. Hospital Heart Fund .....	26,360.52				1,384.51
3084	Thomas D. McMahon Estate Masonic Cancer Hospital Fund .....	56,246.14				2,782.17
3085	Crosley Benevolent and Educational Scholarship .....	1,355.19				
3086	Bell Collection Book Acquisitions .....	27,291.42		7,501.62-		1,002.25
3087	Edmund Morris Morgan Scholarship .....	24,900.09				
3088	Carolyn McKnight Christian Endowment Fund .....	83,000.00				
3089	Hugh M. Roberts Scholarship .....	4,550.00				
3090	Robert W. Bayer Memorial Scholarship .....	7,100.00	1,500.00			
3091	Gertrude R. Hull Music Scholarship .....	23,584.41				
3092	Robert L. Goudy Memorial Forestry Scholarship Fund .....	9,919.39				
3093	Dr. Harry H. Hoyt Memorial Scholarship .....	1,484.27				
3094	Roy C. Jones Fund .....	28,367.44				
3095	Rose J. Phillips Fund .....	10,191.52				
3096	Alice and Gale W. Perry Scholarship in Nursing .....	7,775.00				
3097	Morton and Barbara Dauwen Zabel Lectures .....	20,000.00				
3098	Kenneth H. Lee Sophomore Agricultural Scholarship Fund .....	5,000.00				
3099	Dr. Halbert C. and Mrs. Christina Gaumitz Christofferson Scholarship Fund .....	3,000.16		257.48-		
3100	B. J. Lazan Fund .....	6,317.63	6,000.00			
3101	John R. Coan Fund .....	925.84			37.08-	
3102	Arthur C. Strachauer Surgical Fund .....	153,515.27			12.50-	
3103	Merle W. Loppnow Scholarship Fund .....	1.00				
3104	Ophthalmology Service Fund .....	326,357.71	160,926.81	10,364.96		18,642.05
3105	Women's Physical Education Alumnae Association Scholarship .....	5,568.54				287.96
3106	Walter J. Trogner Scholarship .....	319,728.58				
3107	Polk Fund for Medical History .....	370,013.48			262.41	
3109	Psychotherapeutic Drug Fund .....	50,000.00				
3110	Carolind Scholarship .....	29,253.70	100.00	325.15-	19.01	
3111	Florence Goodrich Sinclair Scholarship .....	107,602.00				
3112	Jane Enroth Memorial Award in Theatre Arts .....	1,311.00	100.00			
3113	Clarence L. Finger and Dorothy I. Finger Scholarship Fund .....	2,000.00				
3114	Curtis H. Larson Memorial Award Endowment .....	1,227.00	25.00			
3115	Horace T. Morse General College Scholarship .....	2,744.50	62.00	164.71	2.06	
3116	McKnight Foundation Fellowship in Theatre Arts .....	7,728.08		6,382.34		613.64
3117	Class of 1925 Dentistry Research Prize .....	1,150.00	25.00			
3118	Margaret R. Darlington Memorial Scholarship .....	29,450.29				
3119	Sarah Lavintman Mark Scholarship in Pharmacy .....	935.50	55.00			
3120	Minneapolis Kennel Club Scholarship in Veterinary Medicine .....	6,000.00	4,125.00			
3121	Class of 1921 50th Anniversary Fund .....	2,197.80	822.00			135.42
3122	Class of 1922 50th Anniversary Fund .....	995.94	282.00			57.87
3123	Class of 1923 50th Anniversary Fund .....	1,372.53	918.00			93.75
3124	Class of 1924 50th Anniversary Fund .....	1,451.40	350.00			82.52
3125	Class of 1925 50th Anniversary Fund .....	1,364.94	436.00			81.33
3126	Class of 1926 50th Anniversary Fund .....	1,653.11	485.00			99.54
3127	Class of 1927 50th Anniversary Fund .....	1,564.14	255.00			86.76
3128	Class of 1928 50th Anniversary Fund .....	1,705.37	455.00			98.72
3129	Class of 1929 50th Anniversary Fund .....	1,709.46	742.00			105.52
3130	Class of 1930 50th Anniversary Fund .....	1,287.14	480.00			75.16



**STATEMENT OF ENDOWMENT FUNDS**  
**July 1, 1968 to June 30, 1969**

**EXHIBIT D**

Current Restricted Funds								
Balance June 30, 1969	Account No.	Balance July 1, 1968	Gifts	Interest Income	Other Income	Expenditures	Transfers	Balance June 30, 1969
10,617.14								
2,145.27								
1,826,171.45	0940-4621	18,214.75		90,676.13			108,890.88-	
27,413.26								
10,000.00	0850-8809	654.11		499.56		650.00		503.67
6,745.00	0850-8093	374.92		338.56				713.48
24,984.27	0940-4522	1,152.79		1,012.55				2,165.34
49,279.37	0940-4036						1,481.24	1,481.24
13,208.95	0850-8575	758.65		659.64				1,418.29
5,243.48								
109,833.34	0940-4020	17,169.55		5,523.68		300.75		22,392.48
	0665-5900	2,975.80				178.50		2,797.30
4,000.00	0850-8576	262.40		199.64				462.04
60,276.14								
27,745.03								
59,028.31								
1,355.19	0850-8095	179.08		68.08				247.16
20,792.05	0940-4754					7,500.00	7,501.62	1.62
24,900.09	0850-8577	1,302.79		1,276.78				2,579.57
83,000.00	0940-4022	5,360.20		4,066.40		3,527.64		5,898.96
4,550.00	0850-8810	520.27		225.40		300.00		445.67
8,600.00	0850-8811	916.08	300.00	393.76		900.00		709.84
23,584.41	0850-8097	1,441.06		1,161.96		1,150.00		1,453.02
9,919.39	0850-8726	587.68		485.76		500.00		573.44
1,484.27	0850-8725	133.10		72.68		25.00		180.78
28,367.44	0940-4021	2,862.30		1,390.12				4,252.42
10,191.52								
7,775.00	0850-8096	505.10		398.36		405.00		498.46
20,000.00	0940-4024	1,694.26		979.80		1,590.00		1,084.06
5,000.00	0850-8727	247.96		244.72		200.00		292.68
2,742.68	0850-8098	154.58						154.58
	0850-8728	162.86		152.72		400.00		84.42-
12,317.63	0940-4023	644.32		423.84		300.00		768.16
888.76								
153,502.77	0940-4025	11,408.41		8,080.36		9,807.06		9,681.71
1.00								
516,291.53								
5,856.50	0850-8099	24.70	733.80			253.50		505.00
319,728.58	0850-8578	21,088.92		17,067.29		8,131.50		30,024.71
370,275.89	0940-4019	21,955.69		22,581.95		22,733.19		21,804.45
50,000.00	0702-5903	4,734.50		2,562.20				7,296.70
29,047.56	0850-8729	1,175.70		1,577.62		1,500.00	325.15	1,578.47
107,602.00	0850-8100	6,869.20		6,102.80		8,532.50		4,439.50
1,411.00	0850-8579	60.70		70.10				130.80
	0850-8570	155.47	200.00	290.72		400.00		246.19
2,000.00	0850-8111	176.30		108.56		75.00		209.86
1,252.00	0850-8854	90.95	25.00-	66.98		65.00		67.93
2,973.27	0850-8101	266.11		149.41		200.00	35.29	250.81
14,724.06								
1,175.00	0850-8580	28.09		61.09		50.00		39.18
29,450.29	0850-8105	2,304.67	22.46	1,525.26		1,202.00		2,650.39
990.50	0850-8102	71.93		50.14				122.07
10,125.00	0850-8103	223.15		361.84		145.00		439.99
3,155.22								
1,335.81								
2,384.28								
1,883.92								
1,882.27								
2,237.65								
1,905.90								
2,259.09								
2,556.98								
1,842.30								

**STATEMENT OF ENDOWMENT FUNDS**  
**July 1, 1968 to June 30, 1969**

**EXHIBIT D**

Fund No.	Name	Endowment			Earnings Transferred To Principal
		Principal July 1, 1968	Endowment Gifts	Transfers	
3131	Class of 1931 50th Anniversary Fund	1,321.11	1,026.00		91.26
3132	Class of 1932 50th Anniversary Fund	420.41	345.00		30.08
3133	Class of 1933 50th Anniversary Fund	300.70	448.00		27.60
3134	Class of 1934 50th Anniversary Fund		412.00		8.92
3142	Class of 1942 50th Anniversary Fund	51.36			2.67
3143	Class of 1943 50th Anniversary Fund	39.62			2.02
3200	Lynwood G. Downs Scholarship Fund	1,636.73			
3201	Estate of Mr. Henry Weiller Research Fund	1.00			1.00-
3202	Edward Starr Judd Annual Medical and Surgical Lecture-ship Fund	10,658.90			
3203	Alexander O. Corstvet Memorial Fund	31,938.68			1,613.04
3204	Mattie Marie Crogan Scholarship Fund	1,000.00			
3205	The Ida Christine Crogan Scholarship Fund	10,000.00			
3206	Abraham A. Kaplan Memorial Fund	5,302.51			267.35
3207	The Helen Lasby Jeffrey Fund	131,702.00		198.29	
3209	Grace B. Dayton Fund for Cancer Research	54,011.89			4,011.89-
3210	Katharine J. Densford (Mrs. Carl A. Dreves) Scholarship Fund	4,275.00	1,000.00	2,529.05	
3211	H. C. Richardson Memorial Scholarship Fund	970.00			
3212	Hormel Institute—Fatty Acid Project	20,950.06		10,000.00	1,279.72
3213	Ruth F. Brin Scholarship Fund	4,322.90		1,090.42	5,413.32-
3214	Dr. Alfred Owre Coan Fund—Real Estate	1.00			
3215	William Stearns Davis Memorial Fund	10,023.01			
3216	Edward A. Everett Memorial Scholarship Fund	20,000.00			
3217	Borghild Hansen Memorial Scholarship Fund	1,432.34		100.00	
3218	John Wirt Memorial Leadership Scholarship	683.00			
3219	Royal A. Stone Memorial Fund	2,287,070.25	58,938.35		18,566.04
3220	Alice O'Brien Foundation Endowment Fund	30,000.00			
3221	Timberlake Graduate Fellowship in Air Transportation	9,583.50			392.00- 392.00
3222	The Marian Wilson Music Scholarship Fund	6,535.00	3,800.00		
3223	Harriet Snow Sutton Scholarship	10,000.00			
3224	Keith K. Heller Memorial Scholarship Fund	5,000.00			
3225	Joseph S. Almas Memorial Law School Fund	1,500.00			
3226	A. W. Spellacy Memorial Scholarship	350.00	100.00		
3227	John B. Cronin Scholarship Fund	244,880.70	426,070.17		6,829.71
3228	Minnesota Law School Fund	10,000.00	17,500.00		
3229	The Toni Blegen Memorial Transplant Research Fund	6,219.51	35.00	110.89	329.08
3230	Albert Beebe White Memorial Fund	14,091.33			
3231	Katherine M. Roberts Memorial Scholarship	5,000.00	400.00		
3232	Jonas G. Schwartz Scholarship in Human Relationships	5,095.02	5.00		
3233	J. Donald Smith Memorial Fund	520.00			
3234	Clara Brown Army Research and Lecture Fund	7,409.00		650.00	
3235	Uruguay-Minnesota Exchange Scholarship Fund	21,841.02	8,745.34	353.77	1,350.19
3236	Myrtle V. Shisler Agricultural Scholarships	5,000.00			
3237	Ned. C. Olson Scholarship in Veterinary Medicine	1,397.00		25.00	
3238	Cora B. Fogg Fund	6,000.00			
3239	Clara Brown Army Class of 1913—50th Anniversary Fund	32,936.82	213.62		
3240	Ralph Rapson Architectural Education Fund	1,000.00	250.00		57.87
3241	Crippled Child Relief Fund	5,000.00			
3242	Ione M. Jackson Scholarship for Dental Hygiene Education	4,480.00	817.50		
3243	Carl M. Oberg Memorial Fund	55,401.55	858.41		
3244	Fred K. Butters Fund	25,105.82			
3245	Norman Johnston De Witt Memorial Award in Humanities	7,508.98		1,050.00	
3246	Hormel Institute—Vacation Accrual Fund	15,000.00			692.76
3247	Charles M. Goethe Memorial Fund in Eugenics		185,328.62	10,328.62-	6,501.27
3248	Clifford T. McColgan Memorial Fund		32,200.00		
3249	Gertrude Goodridge Professional Responsibility Fund		204,699.38		
3250	Dean J. W. Buchta Memorial Fund in the University College			12,430.47	
3251	Leta Oakes Cancer Research Fund		5,000.00		
3252	Gordon O. Voss Memorial Scholarship Fund			7,500.00	
3253	Mary Jo Kwako Memorial Scholarship Fund		1,663.83		
3254	John G. Williams Memorial Scholarship Fund		10,101.34		
3255	Benedict Deinard Memorial Scholarship Fund		7,573.00		
3256	Alfred D. Milburn Medical School Scholarship		27,788.64	40,000.00	
3257	Benjamin Shapiro Memorial Fund		25,000.00		
3258	Max Seham Lectureship			8,000.00	

**STATEMENT OF ENDOWMENT FUNDS**  
**July 1, 1968 to June 30, 1969**

**EXHIBIT D**

Current Restricted Funds

Balance June 30, 1969	Account No.	Balance July 1, 1968	Gifts	Interest Income	Other Income	Expenditures	Transfers	Balance June 30, 1969
2,438.37								
795.49								
776.30								
420.92								
54.03								
41.64								
1,636.73	0850-8104	80.10	69.90	82.80		150.00		82.80
10,658.90	0940-4028	289.95		561.20		300.00		551.15
33,551.72								
1,000.00	0850-8106	60.29		50.60		60.00		50.89
10,000.00	0850-8107	599.58		505.08		550.00		554.66
5,569.86								
181,900.29	0940-4029	11,491.81		9,186.38		.68		20,677.51
50,000.00	0685-5910			1,361.48				1,361.48
	0697-5918			5,445.92		1,616.35		3,829.57
7,804.05	0850-8109	209.60		254.75		135.00		329.35
970.00	0850-8108	1,048.33		50.14		1,000.00		98.47
32,229.78								
1.00								
10,023.01	0850-8110	501.69		518.60				1,020.29
20,000.00	0850-8730	1,001.16		1,034.91		1,000.00		1,036.07
1,532.34	0850-8112	67.64		76.73				144.37
683.00	0850-8731	20.02		75.90				95.92
2,364,574.64	0850-8113	47,891.96		83,556.33		35,808.96		95,639.33
30,000.00	0697-5916	1,073.16	10,000.00	1,535.66		11,995.95		612.87
9,583.50								
10,335.00	0850-8114	214.22		338.65		400.00		152.87
10,000.00	0850-8115	375.94		518.14				894.08
5,000.00	0850-8116	187.97		259.07				447.04
1,500.00	0940-4030	50.11		77.74				127.85
450.00								
677,780.58	0850-8117	7,802.04		18,278.21				26,080.25
27,500.00	0940-4031	292.36		1,228.57				
6,694.48	0697-5917	110.89	5.00				1,520.93-	5.00
14,091.33	0850-8118	345.23		730.39			110.89-	1,075.62
5,400.00	0850-8812	125.31		270.57		125.00		270.88
5,100.02	0850-8119	507.87	200.00	267.63		400.00		575.50
520.00	0850-8732	103.72		27.23		26.50		104.45
8,059.00	0940-4624	156.73		405.63		14.30		548.06
32,290.32								
5,000.00	0850-8737	84.73		262.66				347.39
1,422.00	0850-8733	23.23		73.88		50.00		47.11
6,000.00	0850-8734	59.27		157.55		50.00		166.82
	0850-8735	59.28		157.55		50.00		166.83
33,150.44	0850-8736	416.52		1,731.44		300.00		1,847.96
1,307.87	0850-8584	8.45						8.45
5,000.00	0850-8533	42.36		262.57				304.93
5,297.50	0850-8120			234.14				234.14
56,259.96	0850-8121	469.21		2,949.52				3,418.73
25,105.82								
8,558.98	0850-8585	31.77		420.62		500.00		47.61-
15,692.76								
181,501.27								
32,200.00	0940-4399			1,051.10				1,051.10
204,699.38	0940-4033			6,759.52				6,759.52
12,430.47	0850-8586			303.14		287.50	327.00	342.64
5,000.00	0685-5912			127.24				127.24
7,500.00	0850-8813		100.00	159.07			297.50	556.57
1,663.83	0850-8855			25.12				25.12
10,101.34	0850-8123			171.49				171.49
7,573.00	0850-8587			70.29				70.29
67,788.64	0850-8122			875.93				875.93
25,000.00	0940-4034			323.01				323.01
8,000.00	0940-4035						505.00	505.00

**STATEMENT OF ENDOWMENT FUNDS**  
**July 1, 1968 to June 30, 1969**

**EXHIBIT D**

Fund No.	Name	Endowment				Earnings Transferred To Principal
		Principal July 1, 1968	Endowment Gifts	Transfers	Adjustments	
3259	Dr. Richard W. Giere Torske Klubben Fellowship		30,000.00			
3260	Hugh H. Barber Law School Memorial Fund		2,300.00			
3516	William R. Vance Scholarship Fund	24,927.09				
3517	Norwegian-American Graduate Fellowship	11,307.55				
3518	Gordon Foundation Inc. Scholarship	23,180.33		2,260.64-	278.61	1,366.48
3519	Irene F. Jackson Memorial Fund Library Science	18,992.40				
3520	Mary E. Head Charity Fund	2,000.00				
3521	Theodore Christianson Jr. Memorial Scholarship	4,461.12				
3522	Clara A. Helwig Scholarship	25,760.08				
3524	Class of 1906 Scholarship	4,467.29	190.00			
3526	Thomas F. Barnhart Memorial Scholarship	7,560.45				
3527	Tres F. Goetting Memorial Scholarship					
3528	Edmund J. Longyear Scholarship Fund	2,116.23				
3529	Stanley Buckman Fund	22,500.00				
3531	Dr. J. Anna Norris Scholarship	11,534.98				
3532	Thomas M. Partridge Memorial Scholarship	5,000.00				
3534	Robert Best Medical School Scholarship	2,617.35				151.25
3535	Augustus L. Searle Scholarship	112,500.00			259,875.00	
3536	Hormel Institute Endowment Fund	94,211.60		10,000.00		5,984.23
3537	Stephen A. Somsen Scholarship	1,000.00				
3538	Walter D. Boutell Memorial Scholarship	45,000.00				
3540	Francis H. DeGroat Memorial Award	1,500.00				
3541	Claude A. Mather Memorial Scholarship	10,000.00				
3542	Forest Products Marketing Scholarship	5,000.00				
3543	Elvin C. Stakman Endowment Fund	8,531.54				
3545	Frank H. Peavey Freshmen Sophomore Debate Fund	4,000.00				
3551	J. L. Washburn Memorial Fund	3,692.96				
3554	Frederick Klaeber Scholarship	51,878.12				
3555	Margaret H. Kendall Educational Aid Fund	45,123.66				
3556	Belle B. Sorensen Music Fund	32,772.67				
3557	University Theatre and Fine Arts Building Fund	638.23				41.40
3560	Marion W. Selvig Award Fund	1,000.00				
3561	Elliott M. Baron Memorial Award	1,300.00				
3562	General Research Pharmaceutical Chemistry and Allied Fields	6,852.06				
3563	Lectureship Fund in Cancer, Biology and/or Physiology	10,000.00				
3564	Martin W. and George L. Case Medical Scholarship	10,300.00				
3567	Caroline M. Crosby Memorial Fellowship in Botany	26,400.00				
3569	Walter B. Cline Memorial Scholarship	2,867.17				
3570	Owen H. Wangensteen Surgical Education Fund Instructional Trust Funds	4,495.00 15,282.95				
3571	Henrietta Zaun Fund for Cancer Research	36,500.49				
3572	Herman J. Lange Scholarship	12,000.00				
3573	Edward E. Davidson Memorial Scholarships	44,229.12				
3574	Anna Von Helmholtz-Phelan Scholarship in Writing	1,869.56		139.66		
3575	Physicians Hospitals and Supply Co. and Ulmer Pharmacal Co. Fund	8,186.11				
3576	Wallace H. Cole Fund	97,194.03				
3578	Earle M. Barrows Fund for Cancer Research	15,898.58				
3582	Henry J. Fletcher Memorial Aid Fund	2,970.09	15,000.00			
3583	Neurology Research Fund	60,862.65		10,000.00-	2,751.38	
3585	George S. Clark Trust Fund	343,070.99				
3586	Boothby-Lovelace Surgical Travel Fellowship	19,383.52				
3588	Albert E. Grapp Trust Annuity Fund	514,884.50			17,067.18	37,371.42
3591	H. W. Wilson Scholarship	25,000.00				
3592	Wilbur A. Cherry Memorial Fund	75,042.60	40.00			
3593	Henry A. and Winifred B. Erikson Lectureship in Physics	2,962.80	50.00			
3594	Helen Bunn Research in Human Genetics	18,000.00		2,500.00		
3595	Henry L. Williams Memorial Scholarship	131,220.29	130.00	2,396.45		7,906.39
3596	G. Nelson Dayton Fund for Cancer Research Malignant Disease Fund	500.00		44.50		46.55
3597	Metropolitan Opera Guarantee Fund	96,144.94		10,000.00		6,303.01
3598	Henry J. Davis Awards of Merit	7,750.00				611.80
3599	Clarence G. Orendorff Fund	18,869.64				
3600	Mayo Foundation	3,344,645.90				
3601	William J. Murphy Endowment Fund for Educational Purposes	916,077.67		97,056.52		

**STATEMENT OF ENDOWMENT FUNDS**  
**July 1, 1968 to June 30, 1969**

**EXHIBIT D**

Current Restricted Funds							
Balance June 30, 1969	Account No.	Balance July 1, 1968	Gifts	Interest Income	Other Income	Expenditures	Balance June 30, 1969
30,000.00							
2,300.00							
24,927.09	0850-8500	2,744.96		1,753.52		550.00	3,948.48
11,307.55	0850-8501	7,846.15	3,304.00	788.44		1,800.00	10,138.59
22,564.78	0850-8000					2,260.23	.41
18,992.40	0850-8001	1,127.49		1,031.32		1,000.00	1,158.81
2,000.00	0940-4361	1,082.64		143.52			1,226.16
4,461.12	0850-8582	300.58		291.00		600.00	8.42
25,760.08	0850-8800	3,832.95		1,846.44		1,000.00	4,679.39
4,657.29	0850-8002	328.65		269.28			597.93
7,560.45	0850-8502	984.75		521.64		405.00	1,101.39
	0850-8003	413.27				250.00	163.27
2,116.23	0850-8004	589.30		145.36			734.66
22,500.00	0850-8713	1,970.40		1,269.14		450.00	2,789.54
11,534.98	0850-8005	1,949.87		804.08		1,215.00	1,538.95
5,000.00							
2,768.60							
372,375.00	0850-8701	16,418.45		13,890.81		7,500.00	22,809.26
110,195.83							
1,000.00	0850-8801	27.30		92.00		75.00	44.30
45,000.00	0850-8008	3,180.31		3,180.44		1,035.00	5,325.75
1,500.00	0850-8802	692.86		107.64			800.50
10,000.00	0850-8009	2,047.40		726.80			2,774.20
5,000.00	0850-8702	1,330.94		713.00		300.00	1,743.94
8,531.54	0940-4600	832.94	250.00	564.79		357.45	1,290.28
4,000.00	0850-8503	938.49		290.72		100.00	1,129.21
3,692.96	0850-8803	936.15		275.08		250.00	961.23
51,878.12	0850-8011	4,216.36		3,889.76		4,200.00	3,906.12
45,123.66	0850-8012	4,160.34		3,569.60		2,933.00	4,796.94
32,772.67	0850-8013	2,639.60		2,685.48		2,246.37	3,078.71
679.63							
1,000.00	0850-8900	196.82		72.68			269.50
1,300.00	0850-8504	320.76		117.76		75.00	363.52
6,852.06	0731-5901	3,372.89		599.84		1,271.29	2,701.44
10,000.00	0940-4601	5,685.95		920.00			6,605.95
10,300.00	0850-8014	849.45		773.72			1,623.17
26,400.00	0850-8505	2,360.92		2,428.80		2,027.70	2,762.02
2,867.17	0850-8506	1,240.62		264.04		500.00	1,004.66
4,495.00							
15,282.95	0940-4000	3,135.14	2,612.95	1,306.40		3,747.93	3,306.56
36,500.49	0697-5900	5,353.57		3,358.00		4,982.08	3,729.49
12,000.00							
44,229.12	0850-8015	4,375.02		3,649.64		3,283.00	4,741.66
2,009.22	0850-8006	121.50		139.66			121.50
8,186.11	0940-4001	1,638.17		471.32		1,833.79	275.70
97,194.03	0697-5901	9,286.80		7,679.24		8,437.11	8,528.93
15,898.58	0685-5908	1,415.10		1,462.80		1,415.00	1,462.90
17,970.09	0850-8507	2,336.97		443.35			2,780.32
53,614.03	0702-5900	9,499.94		4,339.92		7,421.82	16,418.04
343,070.99	0688-5900	43,430.19		30,703.23		27,463.61	46,669.81
19,363.52	0850-8508	1,975.66	146.45	1,750.76		1,790.84	2,082.03
569,323.10							
25,000.00	0850-8007	3,385.18		1,806.88		1,000.00	4,192.06
75,082.60	0850-8509	14,539.16	1,985.00	6,197.30		1,350.00	21,371.46
3,012.80	0940-4602	1,339.52		222.16		319.92	1,241.76
20,500.00	0788-5900	2,975.52		1,496.38			1,971.90
141,653.13	0850-8510	7,070.96	75,063.95	25.00	547.00	74,209.82	13,370.05
591.05	0697-5903	44.50					44.50
112,447.95							
8,361.80	0850-8511	2,430.27					2,430.27
18,869.64	0850-8011	1,475.89		1,525.36			3,001.25
3,344,645.90	0402-3218	52,244.30		282,445.52		293,290.90	41,398.92
1,013,134.19	0400-2014	5,434.42		79,766.48	21.29	61,608.53	73,442.86

**STATEMENT OF ENDOWMENT FUNDS**  
**July 1, 1968 to June 30, 1969**

**EXHIBIT D**

Fund No.	Name	Endowment			Earnings Transferred To Principal
		Principal July 1, 1968	Endowment Gifts	Transfers	
3602	Minnesota Hospital and Home for Crippled Children				
	For Other Purposes .....	2,533,029.47		22,024.58	
	Operating temporarily as an endowment .....	976,244.13		146,231.45	
	Land Rentals .....				
3603	Caleb Dorr Fund:				
	For student aid .....	85,470.09			
	Operating temporarily as an endowment .....	6,231.33			
	College fellowships .....				
	College scholarships .....				
	Crookston scholarships .....				
	Waseca scholarships .....				
	Reserve Caleb Dorr Fund .....				
3606	Cosmopolitan Club Loan Fund .....	200.00			
3607	Elliot Trust Fund:				
	Operating temporarily as an endowment .....	217.36			
	For loan funds .....	5,000.00			
3609	Gillilan Trust Fund:				
	Operating temporarily as an endowment .....	9,230.00			
	For loan funds .....	40,770.00			
3610	Edward M. and Effie R. Johnson Loan Fund .....	5,000.00			
3611	Law Alumni Scholarship Loan Fund .....	4,278.90		40,000.00	
3613	Lind Fund for Crippled Children .....	6,613.07			
3615	Ludden Estate Fund:				
	Operating temporarily as an endowment .....	1,500.00			
	For loan funds .....	6,207.00			
3616	Ludden Real Estate Fund:				
	Operating temporarily as an endowment .....	41,091.85			
	For loan funds .....	1,331.35			
3617	Ludden Trust fund:				
	Operating temporarily as an endowment .....	9,984.72			
	For loan funds .....	10,000.00			
3619	Minnesota State Organization for Public Health Nursing Fund .....	534.37			
3627	Class of 1902 Loan Fund .....	14,628.42			
3632	Helen Dwan Fund .....	2,058.75			
3641	W. J. Bryan Prize .....	909.82		23.42	
3643	Nina M. Cohen Scholarship .....	2,240.34			
3644	R. E. Cutts Memorial Fund .....	1,240.38			104.88
3645	Gideon Memorial Fund .....	774.06			
3646	Samuel B. Green Scholarship .....	470.97			
3647	Horton Art Scholarship .....	1,761.60			
3648	Albert Howard Scholarship .....	5,466.79			
3649	Edward M. and Effie R. Johnson Scholarship .....	12,777.07			
3650	John A. Johnson Memorial Fund .....	22,085.13			
3651	Charles Lathrop Pack Forestry Prize .....	2,000.00			
3652	Capt. DeWitt J. Payne Memorial Fund .....	18,307.82			
3653	Shevlin Fellowship .....	42,830.23			
3654	A. D. Wilson Prize .....	381.95			
3655	Fellowship Association of the University of Minnesota .....	5,689.88			
3656	Clara Ueland Fellowship .....	15,099.51			
3657	Eitel Scholarship .....	78,418.75			
3658	Coffman Educational Research Foundation Scholarship .....	5,366.01			
3659	Law Faculty Scholarship and Loan Fund .....	19,690.88			
3660	Mary L. Bull Scholarship .....	847.69			
3661	Thomas F. Andrews Fellowship in Geology .....	4,566.11			
3662	E. M. Freeman Medal for Student Leadership .....	100.00			
3663	Howard Baker Fellowship .....	10,708.65		227.19	988.26
3664	Clarissa W. Marsh Memorial Scholarship .....	5,000.00			
3666	Reyerson Research Fund .....	23,516.41			1,220.38
3667	James E. Moore Trust Fund .....	56,162.72			
3670	Frederick J. Wulling Trust Fund .....	5,658.00			
3671	Herschel V. Jones Journalism Fund .....	31,546.22			
3672	William A. Lawhead Loan Fund .....	2,000.00			
3673	Class of 1889 Memorial Prize .....	2,000.00			
3674	General Research Endowment .....	281,121.59			20,841.68
3675	St. Paul Central University of Minnesota Scholarship .....	10,258.21			
3679	Thomas F. Andrews Endowment for Research Prize (Sigma Xi) .....	2,501.45			

**STATEMENT OF ENDOWMENT FUNDS**  
**July 1, 1968 to June 30, 1969**

**EXHIBIT D**

Current Restricted Funds

Balance June 30, 1969	Account No.	Balance July 1, 1968	Gifts	Interest Income	Other Income	Expenditures	Transfers	Balance June 30, 1969
2,555,054.05	0940-1017				2,700.00		2,700.00-	
1,122,475.58	0940-4362			264,010.01		120,000.00	144,010.01-	
	0940-6909					478.56	478.56	
85,470.09								
6,231.33								
	0850-8703	2,302.90		8,392.24		1,500.00	6,334.20-	2,860.94
	0850-8704	2,679.38				4,937.03	5,727.65	3,470.00
	0850-8901	175.87					175.87-	
	0850-8904					400.00	400.00	
	0850-0909	6,127.65					382.42	6,510.07
200.00								
217.36								
5,000.00								
9,230.00								
40,770.00								
5,000.00								
44,278.90								
6,613.07								
1,500.00								
6,207.00								
41,091.85								
1,331.35	0850-8559	100.00		100.00				200.00
9,984.72								
10,000.00								
534.37								
14,628.42	0850-8049	67,068.49	26,481.87	1,052.48		51,002.00	13,146.69	56,747.53
2,058.75	0850-8512	349.90		189.52		300.00		239.42
933.24	0850-8513	50.00		73.42			23.42-	100.00
2,240.34	0850-8016	399.95		201.48		200.00		401.43
1,345.26	0850-8514	511.35				36.75		474.60
774.06	0850-8706	74.45		63.48		50.00		87.93
470.97	0850-8707	278.28		43.24				321.52
1,761.60	0850-8515	422.68		161.92		120.00		464.60
5,466.79	0850-8516	1,777.14		503.24		480.00		1,800.38
12,777.07	0850-8517	1,282.29		1,175.76		1,250.00		1,208.05
22,085.13	0850-8017	2,219.52		1,565.84		1,100.00		2,685.36
2,000.00	0850-8708	780.06				184.00		964.06
18,307.82	0850-8518	1,745.20		1,684.52		1,500.00		1,929.72
42,830.23	0850-8519	5,011.41		2,968.84		4,444.44		3,535.81
381.95	0850-8709	306.31		34.04				340.35
5,689.88	0850-8520	3,030.83		523.48		575.00		2,979.31
15,099.51	0850-8521	1,891.36		1,284.87				3,176.23
78,418.75								
5,366.01	0850-8522	3,254.66		494.04				3,748.70
19,690.88	0850-8523	3,217.85		1,789.40		1,550.00	160.00	3,617.25
847.69	0850-8710	99.98		78.20		75.00		103.18
4,566.11	0850-8524	1,266.60		377.20				1,643.80
100.00	0850-8711	14.92		9.20		1.80		22.32
11,924.10	0850-8525	782.30				610.82		55.71-
5,000.00	0850-8804	1,302.37		358.80			227.19-	1,661.17
24,736.79								
56,162.72	0697-5904	6,365.36		4,762.84		7,001.06		4,127.14
5,658.00	0940-4002	1,636.84		369.84		215.93		1,790.75
31,546.22	0940-4003	6,175.33	1,035.74			1,941.21		5,269.86
2,000.00								
2,000.00	0850-8526	1,223.12		184.00				1,407.12
301,963.27								
10,258.21	0850-8018	2,144.65		900.68		1,400.00		1,645.33
2,501.45	0850-8527	735.26		218.96		300.00		654.22

**STATEMENT OF ENDOWMENT FUNDS**  
**July 1, 1968 to June 30, 1969**

**EXHIBIT D**

Fund No.	Name	Endowment			Earnings Transferred To Principal
		Principal July 1, 1968	Endowment Gifts	Transfers	
3681	Parents' Publishing Association Fund For Educational Purposes	276,278.83		310,426.00-	131,571.91
3682	Adolph Erickson Fund for Social Welfare	2,606.85			
3685	Ruedlinger Memorial Fund	140.81			
3693	John B. Johnston Educational Fund	8,657.90			
3695	John C. Frizzell Estate Fund	5,667.57			
3696	Earle C. Bailie Fund	1,499.80			
3700	Thomas F. Wallace Scholarship	50,589.32			
3706	Northwest School O. W. Peterson Memorial Fund	205.95			
3707	Josiah and Sarah E. Lothrop Scholarship	7,540.70			
3708	Pioneer Fund	3,555.18		800.50	1,023.47
	—Art History				141.59
	—Studio Arts				
	—Rental				
	—Music				
3711	University of Minnesota Hospitals Bed Endowment Fund	3,448.20			256.22
3712	Josephine L. Merriam Trust Fund				
	Rental—Northwestern Bank	646,820.16		16,542.81	
3714	Bertha Weiskopf Memorial Fund				
3715	Twin City Milk Producers Association Equity Fund	10,719.04		661.80-	
3719	Endowment Fund of the School of Nursing:				
	Operating temporarily as an endowment	500.00			
	Instructional Trust Funds	7,810.98			
3720	Charles P. Sigerfoos Fellowship in Zoology	9,089.62		711.62	
3721	Margaret S. Hunt Scholarship	12,717.56			942.26
3723	Diehl-Copavin Fund	40,186.99			2,801.40
3724	John H. Rishmiller Scholarship and Loan Fund	63,185.24		3,139.07	
	Rental—Rishmiller Farm				
	Vanderpool Farm				
3725	Alexander P. and Lydia Anderson Fellowship	25,216.67			
3726	Julia C. Upson Fund	226.35			
3727	Elias P. Lyon Medical Lectureship	4,575.32			
3728	Appreciation Day Band Fund	5,719.39			
3729	Maroon and Gold Scholarship Fund	1,062.62			78.75
3730	E. W. D. Holway Herbarium Fund	1,349.78			
3733	Sigma Xi Scholarship	5,215.00			
3735	Emil Oberhoffer Fund	10,000.00			
3737	Floyd B. Olson Cancer Memorial Fund	25,000.00			
3738	Kappa Epsilon Award	425.00			
3739	Carl Schlenker Memorial Scholarship	13,164.82			
3740	Dr. James W. and Alice B. O'Neil Fund for Deserving Students of Dentistry	5,000.00			
3741	Laverne Noyes Foundation	90,844.76			
3742	Josephine L. Harper Memorial Fund	4,924.39			
3743	Class of 1890 Fellowship	3,050.37			
3748	Haydn S. and Mary M. Cole Fellowship	46,409.37			
3753	William A. O'Brien Scholarship	6,115.57	359.00		
3755	American Legion Scholarship and Loan Fund	1,000.00			
3756	Chapman Memorial Fund for Research in Entomology	1,272.50			
3757	Weed Munro Law Scholarship	1,000.00			
3758	Fine Arts Fund	6,625.52			
3759	Charles Fremont Dight Eugenics Research Fund	175,111.30			
3760	Wilbur C. Hadden Memorial Fund	538.00			
3762	Merck and Company Research Fund	44,441.10			
3763	Lee Irvin Smith Fund	14,996.27			
3766	University Theatre Building Fund	16,724.10	2.00		1,150.37
3767	S. G. Comstock Book Fund for Ada Comstock Hall	1,500.00			
3768	Thomas S. Roberts Fund	34,006.27			
3769	Guy Stanton Ford Lectureship Fund	15,000.00			
3770	Curtis Lloyd Jensen Scholarship	10,000.00			
3771	Samuel W. Melendy Memorial Fund	199,796.35			
	Reserve				
	Melendy Plant Garden				
	Melendy Memorial Lectures				
	Investments				
	Fellowships				
3781	Dean E. E. Nicholson Scholarship Fund For Returning Military Students	661.43			48.39



**STATEMENT OF ENDOWMENT FUNDS**  
**July 1, 1968 to June 30, 1969**

**EXHIBIT D**

Current Restricted Funds

Balance June 30, 1969	Account No.	Balance July 1, 1968	Gifts	Interest Income	Other Income	Expenditures	Transfers	Balance June 30, 1969
97,424.74	0401-4911	41,189.22		9,821.92		2,647.43	26,139.00-	22,224.71
2,606.85	0940-4363	2,309.11		238.28		268.40		2,278.99
140.81	0850-8712	19.69		12.88				32.57
8,657.90								
5,667.57	0940-4365	3,793.14		521.64		346.71		3,968.07
1,499.80	0940-4366	566.27		138.00		55.25		649.02
50,589.32	0850-8528	4,854.21		4,174.04		4,539.00		4,489.25
205.95	0850-8905	102.05		19.32				121.37
7,540.70	0850-8019	615.27		564.88		600.00		580.15
5,520.74								
	0850-8529	1,811.95		35.40		814.00	200.12	1,233.47
	0850-8581	568.98		35.40		300.00	200.13	504.51
	0940-1013				1,601.00		1,601.00-	
	0940-4004	1,357.45		70.79		22.49	400.25	1,806.00
3,704.42								
663,362.97	0850-8020	25,000.00		28,340.88		22,298.07	6,042.81-	25,000.00
	0940-1016				10,500.00		10,500.00-	
10,057.24	0850-8021	151.26						151.26
500.00								
7,810.98	0940-4006	4,334.90		747.04				5,081.94
9,801.24	0850-8558			711.62		500.00	711.62-	500.00-
13,659.82								
42,988.39								
66,324.31	0850-8022	3,000.00		4,509.47			3,009.47-	4,500.00
	0940-1015				210.00		210.00-	
	0940-6907					80.40	80.40	
25,216.67	0850-8530	897.96		2,320.24		2,400.00		818.20
226.35	0940-4710	139.63		21.16				160.79
4,575.32	0940-4603	2,409.27		386.40				2,795.67
5,719.39	0850-8531	509.08		526.24		509.08		526.24
1,141.37								
1,349.78	0940-4007	2,097.76		124.20				2,221.96
5,215.00	0850-8023	1,415.18	400.00	417.68		400.00		1,832.86
10,000.00	0850-8532	971.67		920.00		850.00		1,041.67
25,000.00	0692-5903	10,841.57		2,300.00		647.24		12,494.33
425.00	0850-8534	203.46		39.56		25.00		218.02
13,164.82	0850-8535	1,386.28		1,135.28		1,200.00		1,321.56
5,000.00	0850-8536	4,152.50		460.00		800.00		3,812.50
90,844.76	0850-8024	8,566.70		6,299.24		4,433.00		10,432.94
4,924.39	0850-8025	219.30	168.23					387.53
3,050.37	0850-8537	521.23		280.60		212.25		589.58
46,409.37	0850-8538	4,073.59-		4,003.84		.01		69.76-
6,474.57	0850-8026	388.44	500.00	389.16		800.00		477.60
1,000.00	0850-8539	89.00		92.00		114.00		67.00
1,272.50	0661-5900	113.79		116.84		113.79		116.84
1,000.00	0850-8540	152.21		92.00				244.21
6,625.52	0940-4604	5,776.39	1,211.52	586.04		2,947.06	588.03	5,214.92
175,111.30	0788-5901	20,039.97		15,289.39		14,688.38		20,640.98
538.00	0940-4711	150.30		49.68				199.98
44,441.10	0636-5900	14,379.54		4,088.48		5,610.53		12,857.49
14,996.27	0636-5901	8,250.17		1,380.00				9,630.17
17,876.47								
1,500.00	0940-4712	1,177.61		138.00				1,315.61
34,006.27	0940-4605	20,246.46	121.70	3,128.92	1,887.86	4,569.11		20,815.83
15,000.00	0940-4606	2,762.35		1,321.12		756.72		3,326.75
10,000.00	0850-8541	1,074.84		920.00		800.00		1,194.84
199,796.35	0850-8027					4,800.00	4,800.00	
	0850-0908	16,519.17					1,252.76	17,771.93
	0940-4008	163.70		50.00				213.70
	0940-4607	499.70		150.00		44.50		605.20
	0850-1000			17,052.76			17,052.76-	
	0850-8565	8,480.02				10,342.25	11,000.00	9,137.77
709.82								

**STATEMENT OF ENDOWMENT FUNDS**  
**July 1, 1968 to June 30, 1969**

**EXHIBIT D**

Fund No.	Name	Endowment			Earnings Transferred To Principal
		Principal July 1, 1968	Endowment Gifts	Transfers	
3788	Minnesota Academy of Science—Cedar Creek Forest .....	1.00			
3791	Land O'Lakes Patronage Fund .....	3,452.14			
3792	Frank E. Burch Research Fund in Ophthalmology .....	428,570.68		2,087.28-	28,117.41
3794	Edgar W. Morrill Scholarship .....	3,204.41			
3795	William Hodson Memorial Fund .....	10,517.69			
3796	Mayo Public Health Fund .....	70,588.13		2,280.58	4,396.31
3798	Staff Welfare Fund .....	62,269.98			3,949.47
3799	Group Investment Principal Reserve .....	4,199,746.42			37,504.34-
3815	Michael T. Swifka Memorial Scholarship Fund .....	9,000.00	500.00		
3827	William A. Schaper Memorial Fund .....	10,000.00			
3835	Joseph W. Beach Memorial Lectureship .....	15,127.60			
3837	Walter C. Coffey Scholarship .....	1,000.00			
3838	Adrian E. Buttz Fund .....	156,802.87			
3839	The Dalton Le Masurier Memorial Lectureship and Scholarship Fund .....	12,483.10			
3842	Erhard A. Anderson Horticultural Award .....	10,000.00			
3844	Albert J. Chesley Memorial Lectureship in Public Health .....	4,763.70			
3846	Minnesota Horticulture Society .....	35,000.00			
3849	Harlow C. Richardson Scholarship .....	47,292.97			
3850	Carroll Binder Memorial Awards in Journalism .....	18,180.07			
3851	Elvira C. Larson Scholarship Fund .....	18,515.53			
3852	Nellie S. Trufant Memorial Scholarship in Engineering .....	4,966.63			
3853	John Y. Breckenridge Memorial Book Award .....	500.00			
3858	John A. Clark Research in Diseases of Heart and Cancer .....	34,949.15			
3859	Allan T. H. Bluhm Memorial Award .....	11,634.92			4.39
3861	Marcia M. Enbody Scholarship .....	42,000.00			
3862	The Cecil A. Krelitz Memorial .....	10,418.98	350.00		
3863	Harriet Stoll Memorial Scholarship .....	30,090.48			
3864	Mildred H. Evans Scholarship .....	22,366.24			
3869	Donald J. Cowling Medical Research Fund: For Research .....	69,500.00			
	Operating temporarily as an endowment .....	134,466.26			
3871	Margaret Caldwell Memorial Scholarship in Nursing .....	414.57			
3874	John P. Fridley Foundation— Undergraduate Scholarship .....				
	Graduate Fellowship .....	416,895.07			
3875	Oscar W. Firkins Memorial Fund .....	17,822.74			
3876	LaVerne Wegener Memorial Award .....	224.10			
3880	John T. Tate Memorial Scholarship .....	12,025.00			
3881	Marlow Bergstrom Memorial Fund .....	188,990.51			
3882	James E. Dorsey Scholarship Fund .....	8,888.90			
3883	William W. Stout Memorial Fund Graduate Fellowship .....	199,862.60			
3884	The Carl F. Schlotthauer Memorial Surgery Award .....	556.05			
3886	Class of 1913 50th Anniversary Fund .....	4,584.81			258.70
3887	Willes B. Combs Memorial Library Fund .....	3,804.50			
3888	Paul Goldsborough, Jr. Fund .....	5,000.00			
3890	Allen W. Edson Award .....	547.51			
3891	Charles J. Brank—Class of 1902 Scholarships in Botany .....	40,000.00			
3892	Samuel Kroesh Scholarship .....	8,484.16			524.86
3894	Louise T. Dodsall Scholarship Fund .....	238,109.47			11,762.24-
3895	Mary L. Edwards Scholarship Duplex .....	16,524.58			
3896	George T. Walker Fund: For Research .....	5,562.55			
	For Student Aid .....	5,562.55			
3897	Ernest Conary Memorial Cancer Research Fund .....	10,000.00			
3900	Dean E. M. Freeman Scholarship .....	339.50			
3902	Charles E. Merrill Service Men Rehabilitation Fund .....	5,185.90			
3903	Harold C. Wieman Scholarship .....	2,574.58			
3904	William H. Emmons Fund .....	9,553.25			
3905	J. B. Johnston Lectureship in Neurology .....	8,000.00			
3906	Leo G. Rigler Lectureship in Radiology .....	13,005.00			
3909	William S. Pattee Memorial Lectureship .....	1,404.06			
3910	Frederick B. Wells Trust Fund .....	80,000.00			
3911	Horace Newhart Research in Otolaryngology .....	7,735.00			
3913	Lura C. Hutchinson Scholarship .....	10,664.14		684.02	
3915	John Miller Memorial Fund .....	510.00			
3916	Owen Wangenstein Surgical Research Fund .....	16,849.90			1,198.39
3917	John C. Hutchinson Scholarship .....	11,132.43			

**STATEMENT OF ENDOWMENT FUNDS**  
**July 1, 1968 to June 30, 1969**

**EXHIBIT D**

Current Restricted Funds								
Balance June 30, 1969	Account No.	Balance July 1, 1968	Gifts	Interest Income	Other Income	Expenditures	Transfers	Balance June 30, 1969
1.00								
3,619.30								
454,600.81	0705-5900		10.00	1,157.48			2,087.28	3,254.76
3,204.41	0850-0857	490.79		294.40				785.19
10,517.69	0850-8542	3,303.35		967.84		2,689.82		1,581.37
77,265.02								
66,219.45								
4,162,242.08								
9,500.00	0850-8056	503.27		487.32		405.00		585.59
10,000.00	0850-8029	798.26		745.20		700.00		843.46
15,127.60	0940-4608	2,802.98		1,066.28		500.00		3,369.26
1,000.00	0850-8714	118.80		73.60		100.00		92.40
156,802.87	0940-4609	11,905.13		11,176.62			10,893.32-	12,188.43
12,483.10	0940-4610	318.57		838.12				1,156.69
10,000.00	0850-8906	759.22		733.24		759.22		733.24
4,763.70	0940-4611	840.97		340.68		113.15		1,068.50
35,000.00								
47,292.97	0850-8031	4,720.47		3,378.24		4,165.00		3,933.71
18,180.07	0850-8543	1,982.89		1,231.79		405.00		2,809.68
18,515.53	0850-8715	2,046.17		1,274.20		1,200.00		2,120.37
4,966.63	0850-8032	343.43		342.24		300.00		385.67
500.00	0850-8544	85.46		34.04		13.00		106.50
34,949.15	0685-5901	6,948.34		2,359.80				9,308.14
11,639.31	0850-8033	763.59	577.74			573.29		768.04
42,000.00	0850-8034	3,486.62	1,615.00	2,666.16		4,424.00		3,343.78
10,768.98	0850-8035	1,446.14		616.49		150.00		1,912.63
30,090.48	0850-8036	2,191.49		2,032.28		2,180.00		2,043.77
22,366.24	0850-8037	1,768.01		1,361.60		1,400.00		1,729.61
69,500.00	0697-5907	16,360.84		12,834.92		10,501.30		18,694.46
134,466.26								
414.57	0850-8038	41.77		23.92				65.69
	0850-8039	19,997.35		8,820.34		1,650.48		27,167.21
416,895.07	0850-8545	17,553.04		17,640.70		22,173.76		13,019.98
17,822.74	0940-4010	2,825.00		1,122.40		750.00		3,197.40
224.10	0850-8722	28.88		11.04				39.92
12,025.00	0850-8040	809.00		757.16		743.00		823.16
188,990.51	0685-5902	35,415.29		11,901.12				47,316.41
8,888.90	0850-8546	542.28		552.00				1,094.28
199,862.60	0850-8561	6,917.62		6,240.36		3,621.00		9,536.98
	0850-8041	8,677.88		6,240.36		8,177.00		6,741.24
556.05	0850-8716	55.54		34.96		25.00		65.50
4,843.51								
3,804.50	0940-4713	322.97		241.96	20.00	249.43		335.50
5,000.00	0850-8555	348.20		301.76				649.96
547.51	0850-8852	93.31		34.04				127.35
40,000.00	0850-8556	3,650.82		2,500.56		2,400.00		3,751.38
8,524.86								
238,505.95								
16,524.58	0850-8053	1,097.53		984.86		650.00		1,432.39
5,562.55	0636-5902	976.18		352.82		200.00		1,129.00
5,562.55	0850-8054	378.17		352.82				730.99
10,000.00	0685-5905	3,554.97		634.80				4,189.77
339.50	0850-8717	108.03		31.28		100.00		39.31
5,185.90	0850-8042	4,067.66		477.48				4,545.14
2,574.58	0850-8043	738.52		236.44				974.96
9,553.25	0850-8547	1,422.75		849.44		1,413.35		858.84
8,000.00	0940-4613	2,926.47		573.16		350.00		3,149.63
13,005.00	0940-4614	5,508.01		1,168.40				6,676.41
1,404.06	0940-4615	473.53		128.80				602.33
80,000.00	0702-5901	21,108.77	3,360.00	1,200.00		1,975.75		23,693.02
7,735.00	0691-5900	37,039.62		712.08	1,681.48	5,351.64		34,081.54
11,348.16	0850-8055			684.02			684.02-	
510.00	0850-8907	96.75		46.92				143.67
18,048.29	0697-5908	89.14						89.14
11,132.43	0850-8044	1,851.86		1,020.28				2,872.14

**STATEMENT OF ENDOWMENT FUNDS**  
**July 1, 1968 to June 30, 1969**

**EXHIBIT D**

Fund No.	Name	Endowment				Earnings Transferred To Principal
		Principal July 1, 1968	Endowment Gifts	Transfers	Adjustments	
3918	Friends of University of Minnesota Library .....	1,733.50				
3921	Harriet Walker Fund .....	26,541.83				
3923	Dufresne Memorial Scholarship:					
	For Student Aid .....	91,002.92				7,500.41
	Operating temporarily as an endowment .....	48,525.86				
3924	Clarence C. Causman Memorial Fund—Plant Pathology .....	20,000.00				
3926	Mary Fisk Cancer and Heart Research .....		205.00			
3929	Oscar Mather Scholarship .....	250.00				
3930	Conway MacMillan Memorial Research Fellowship in Botany .....					
3931	Charles W. Nichols Service Awards .....	200.00				
3935	Malignant Disease Research Fund .....	174,225.64				
	Arthur and Stella Sanford .....					
	Malignant Disease Research .....					
3937	Sarah H. and William B. Folwell Memorial Fund .....	23,471.07				
3938	William B. Folwell Military Collection Fund .....	19,218.97				
3943	Maurice L. Rothschild Scholarship .....	97,474.58	4,728.35			
3944	William L. McKnight Research Fund .....	38,100.00			335,861.87	
3945	Margaret McGregor Nursing Library Fund .....	200.00				
3946	Louise C. Bell Fund .....	5,500.00				
3949	George C. Christian Cancer Research Professorship:					
	For Research .....	51,581.15		8,208.24-	3,645.02	
	Operating temporarily as an endowment .....	3,480.74				
3950	Dr. H. Oerting Memorial Fund .....	10,084.65				
3951	Florence M. Wilson Memorial Fund .....	1,100.00				
3952	Alice Pomeroy Scholarship .....	4,176.00				
3953	Ray V. Arnold Scholarship .....	4,176.00				
3955	University of Minnesota Alumni					
	Endowment Fund .....	52,586.99	113,776.35	2,761.60		
	Minnesota Alumni Scholarship Fund .....					
	University of Minnesota Alumni Endowment Fund—					
	Greater University Fund .....					
3958	Student Loan Fund Reserve .....	267,592.62		55,179.29		
3959	John H. Darling Trust Fund .....	19,081.25				
3960	American Legion Memorial Heart Research Professorship					
	Trust Fund .....	517,744.60	837.25			
3961	Robert V. Cram Memorial Scholarship .....	1,562.87				
3963	Fred B. Snyder Greater University Fund .....	5.00				
3964	Cephas D. Allin Research Fund .....	5,200.03				
3967	Faith Thompson Scholarship Fund .....	30,362.65				
3970	Charles H. Smith Trust Fund .....	37,275.94				
3971	Luthard N. Bergh Memorial Fund .....	5,712.39	155.00			215.14
3972	Frances M. Brown Endowment Fund .....	11,500.00				
3973	John J. Bittner Cancer Research Fund .....	55,000.00		8,208.24-	1,735.31	
3977	O. A. Storvick Memorial Fund .....	1,785.00				
3978	Sabra M. Hamilton Award in Hospital Administration .....	1,500.00				
3979	James A. Hamilton Achievement Award in Hospital Ad-					
	ministration .....	2,000.00				
3980	Mary Anderson Cancer Research Fund .....					
3982	Tollof Thompson Scholarship .....	5,592.15				
3985	Silas McClure Medical Research Fund .....	411,704.37				
3986	Junior F. Hayden Estate Fund .....	28,426.15		130.00		
	Geology .....					
	Botany .....					
3987	Department of Physics Research Royalties .....	40,000.00				
3988	Forrest R. Immer Memorial Library Fund .....	800.00				
3989	Gretchen F. Pillsbury Memorial Fund .....	29,602.43				2,390.90
3990	George Fahr Lectureship .....	9,307.26	10.00			
3991	Carmen Student Revolving Loan Fund .....	25,000.00				
3992	George C. Dittman Memorial Fund .....					
	Ophthalmology Professorship .....					
	Lectureship .....	369,851.41				
3994	Ruth L. Morand Fund Arthur Upson Room .....	3,000.00				
3995	Social Sciences Research—Duluth .....	2,832.50				
3996	Anne D. Blitz Loan Fund .....	12,595.12				
3997	Elsa U. Pardee Foundation Professorship in Cancer Biology .....	72,645.30		4,546.18	3,134.25	
3998	Flour City Architectural Education Fund Unassigned .....	4,750.00				
3999	Group Investments Income Stabilization Reserve .....	928,428.72			4,801.87	

**STATEMENT OF ENDOWMENT FUNDS**  
**July 1, 1968 to June 30, 1969**

**EXHIBIT D**

Current Restricted Funds

Balance June 30, 1969	Account No.	Balance July 1, 1968	Gifts	Interest Income	Other Income	Expenditures	Transfers	Balance June 30, 1969
1,733.50	0940-4714	22,354.84	430.00	159.16	16,612.29	20,226.52	10.00	19,339.77
26,541.83	0690-5900	3,780.47		2,029.52		1,213.46		4,596.53
98,503.33								
48,525.86								
20,000.00	0666-5900	14,820.93		1,840.00		644.00		16,016.93
205.00	0685-5906	356.89				356.00		.89
250.00	0850-8718	104.63		23.00				127.63
	0850-8548	26.70						26.70
200.00	0850-8549	27.44		14.72				42.16
174,225.64								
	0697-5909					15.57-		15.57
	0697-5910	37,955.48	1,878.55	14,761.40		32,111.91		22,483.52
23,471.07	0702-5902	10,220.42		1,903.48		381.58		11,742.32
19,218.97	0940-4715	1,489.22		1,716.72		1,765.39		1,440.55
102,202.93	0850-8045	8,736.94		7,149.78		7,105.00		8,781.72
373,961.87	0697-5911	15,895.63		9,920.06				25,815.69
200.00	0940-4011	21.36		18.40		7.85		31.91
5,500.00	0850-8046	1,744.31		506.00		802.75		1,447.56
47,017.93	0692-5900	22,369.11		4,870.20			22,369.11-	4,870.20
3,480.74								
10,084.65	0850-8058	552.45		570.40				1,122.85
1,100.00	0850-8719	126.21		88.32		100.00		114.53
4,176.00	0850-8047	918.28		384.56		400.00		902.84
4,176.00	0850-8048	372.64		384.56				757.20
169,124.94	0940-4616	5,133.50		7,167.58			2,208.87-	10,092.21
322,771.91								
19,081.25	0940-4617	11,209.27		1,313.76		241.01		12,282.02
518,581.85	0693-5900	32,300.37	15.00	47,456.91		34,269.73		45,502.55
1,562.87	0850-8551	282.38		142.60		250.00		174.98
5.00	0940-1113	1,358.83	7,842.45	.92		9,207.78	2,000.00	1,994.42
5,200.03	0608-5900	927.38		381.80				1,309.18
30,362.65	0850-8068	1,827.30		1,700.16		1,825.00		1,702.46
37,275.94	0940-4368	18,802.77		2,962.40		771.10		20,994.07
6,082.53	0685-5903	508.12		215.14				723.26
11,500.00	0940-4618	2,923.87		963.24		580.00		3,307.11
48,527.07	0692-5901	38,216.05		3,442.27			38,216.05-	3,442.27
1,785.00	0850-8720	1,094.68		164.68		31.00		1,228.36
1,500.00	0850-8552	661.08		138.00		96.94		702.14
2,000.00	0850-8553	1,117.35		184.00		84.42		1,216.93
	0685-5904	1,609.12				21.60		1,587.52
5,592.15	0850-8805	707.25		514.28		300.00		921.53
411,704.37	0693-5901	83,614.72-	159,580.08	37,876.40		120,870.88		7,029.12-
28,556.15								
	0940-4012	1,464.24		1,308.97		930.01		1,843.20
	0940-4013	5,483.69		1,308.98	37.53	104.71-		6,934.91
40,000.00	0641-5900	5,824.02		3,680.00		1,657.07		7,846.95
800.00	0940-4716	516.31						516.31
31,993.33								
9,317.26	0940-4619	5,116.80		820.00				5,936.80
25,000.00								
	0691-5901	59,462.65	10.00	16,473.34	1,009.20	19,972.93		56,982.26
	0705-5901	97,101.41		16,473.34		14,047.39		99,527.36
369,851.41	0940-4620	424.56		200.00		353.50		271.06
3,000.00	0940-4717	1,633.03		276.00				1,909.03
2,832.50	0761-5900	1,031.22	100.00	176.64		435.55-		1,743.41
12,595.12								
80,325.73	0692-5902			4,546.18			4,546.18-	
4,750.00	0850-8554	768.84		415.84				
933,230.59								1,184.68

**STATEMENT OF ENDOWMENT FUNDS**  
**July 1, 1968 to June 30, 1969**

**EXHIBIT D**

Fund No.	Name	Endowment				Earnings Transferred To Principal
		Principal July 1, 1968	Endowment Gifts	Transfers	Adjustments	
71xx	Permanent University Fund .....	48,025,925.01	861,173.62		140,697.43-	
	Total Endowment .....	<u>\$80,703,125.84</u>	<u>\$2,430,608.79</u>	<u>\$137,080.32</u>	<u>\$582,043.23</u>	<u>\$214,801.32</u>
	<b>Summary</b>					
	Group Investments Reserve .....	\$ 5,128,175.14	\$	\$	\$ 32,702.47-	\$
	Permanent University Fund Reserve .....	16,755.21			13,086.66-	
	Unamortized Losses—U. S. Government Bonds .....	1,487,629.56 <sup>1</sup>			127,610.77-	
	General Purposes .....	49,476,799.36	861,173.62			
	For Research .....	9,209,003.81	722,293.31	302,174.35-	3,604,172.73-	56,185.58
	For Student Aid .....	7,036,494.71	200,564.69	91,174.69	946,064.63	20,869.47
	Funds Subject to Annuity .....	453,565.78	8,740.64	680.74-	15,534.57-	23,047.59
	For Other Purposes .....	5,897,069.86	364,735.73	152,177.06	5,216.52-	37,024.11
	Operating Temporarily as an Endowment .....	2,550,110.53	222,338.62	233,919.29	18,567.18	54,636.21
	For Loan Funds .....	250,163.64				
	Instructional Trust Funds .....	1,376,512.05		2,573.87	3,415,496.44	23,038.36
	Subject to Residual Trust Agreement .....	776,105.31	50,762.18	39,909.50-	238.70	
	Grand Total .....	<u>\$80,703,125.84</u>	<u>\$2,430,608.79</u>	<u>\$137,080.32</u>	<u>\$582,043.23</u>	<u>\$214,801.32</u>

<sup>1</sup> These losses were incurred in the sale of the U. S. Government Bonds which were transferred to the University from the State. This amount will be recovered through charges to income over a period equivalent to the remaining life of the bonds sold. The bonds were sold because, based on current investment yields, the net income (i.e. after amortization of the above losses) would be considerably enhanced.

**STATEMENT OF ENDOWMENT FUNDS**  
**July 1, 1968 to June 30, 1969**

**EXHIBIT D**

Current Restricted Funds								
Balance June 30, 1969	Account No.	Balance July 1, 1968	Gifts	Interest Income	Other Income	Expenditures	Transfers	Balance June 30, 1969
48,746,401.20								
<u>\$84,067,659.50</u>		<u>\$1,473,499.76</u>	<u>\$302,427.39</u>	<u>\$1,552,159.64</u>	<u>\$38,044.89</u>	<u>\$1,424,380.21</u>	<u>\$352,113.80-</u>	<u>\$1,589,637.67</u>
\$ 5,095,472.67		\$	\$	\$	\$	\$	\$	\$
3,668.55								
1,595,240.33-								
50,337,972.98								
6,081,135.62		529,853.66	174,958.83	290,819.94	3,907.92	418,052.98	26,348.30	607,835.47
8,295,168.19		531,013.93	113,939.40	399,395.93	547.00	390,136.35	10,824.46	665,584.37
469,138.70								
6,445,790.24		313,764.23	13,529.36	489,909.85	33,568.68	258,644.02	266,091.04-	326,037.06
3,079,571.83								
250,163.64								
4,817,620.72		98,867.94		372,033.92	21.29	357,546.86	123,195.52-	9,819.23-
787,196.69								
<u>\$84,067,659.50</u>		<u>\$1,473,499.76</u>	<u>\$302,427.39</u>	<u>\$1,552,159.64</u>	<u>\$38,044.89</u>	<u>\$1,424,380.21</u>	<u>\$352,113.80-</u>	<u>\$1,589,637.67</u>

**SUMMARY OF ENDOWMENT FUNDS**  
June 30, 1969

**SCHEDULE D-1**

	Group Investment Fund	Permanent University Fund	Funds Invested Separately	Total	Percent
<b>Held by the Board of Regents (Book Value)</b>					
Cash .....	\$ 581,412.90	\$ 184,638.98	\$ 15,911.80-	\$ 750,140.08	.9
Bonds:					
U. S. Government Agencies .....	1,913,649.94	10,050,000.00	199,553.93	12,163,203.87	14.6
Public Utility .....	7,195,000.00	14,502,000.00	464,000.00	22,161,000.00	26.6
Industrial .....	3,289,000.00	7,910,000.00	295,000.00	11,494,000.00	13.8
Railroads (Including Equipment Trust Certificates) .....	1,700,000.00	3,151,920.00	187,000.00	5,038,920.00	6.1
Finance .....	1,080,889.48	1,200,000.00	333,822.30	2,614,711.78	3.1
Bonds and Loans, Minnesota Municipalities .....		94,750.00		94,750.00	.1
Canadian Securities .....	1,875,000.00	4,155,000.00	75,000.00	6,105,000.00	7.4
Other .....	350,000.00	300,000.00	100,000.00	750,000.00	.9
Unamortized Premiums .....	26,521.47	90,685.71	1,179.69	118,386.87	.1
Unamortized Discounts .....	372,257.82-	430,241.17-	45,145.20-	847,644.19-	1.0-
Mortgages and Land Contracts .....	1,222,349.88	11,159.32	10,292.52	1,243,801.72	1.5
Preferred Stocks .....	84,612.20	20,472.59	35,211.12	140,295.91	.2
Common Stocks .....	9,496,383.24	6,849,447.09	2,302,116.09	18,647,746.42	22.4
Real Estate .....			421,072.00 <sup>1</sup>	421,072.00	.5
Other .....	1,615,178.73	656,568.68	35,982.20	2,307,729.61	2.8
Total Endowment Fund Securities Managed by the Regents .....	\$30,057,540.02	\$48,746,401.20	\$ 4,399,172.85	\$83,203,114.07	100.0
<b>Held in Trust</b>					
Funds Held in Trust .....			864,545.43	864,545.43	
Total Endowment Funds .....	\$30,057,540.02	\$48,746,401.20	\$ 5,263,718.28	\$84,067,659.50	

<sup>1</sup> Reduced by \$62,500.00 representing mortgage on Marshall Alworth property and \$4,050.00 depreciation on Skellet property.

**SUMMARY OF ASSETS**  
Permanent University Fund

**SCHEDULE D-2**

	June 30, 1969	June 30, 1968	June 30, 1967
<b>Sources of Principal</b>			
Sales and Rental of Lands and Buildings .....	\$ 1,052,149.45	\$ 1,040,877.60	\$ 1,037,774.89
Sales of Timber .....	560,177.70	557,577.11	556,664.05
Mineral Permits .....	84,653.00	84,653.00	84,653.00
Royalties on Iron Ore .....	22,220,524.07	21,373,553.61	20,985,313.26
Royalties on Copper and Nickel .....	633.98	303.26	
Occupational Tax .....	26,314,878.73	26,314,878.73	26,314,878.73
Profit or Loss on Sales of Bonds .....	1,486,615.73 <sup>-1</sup>	1,345,918.30 <sup>-1</sup>	1,299,330.23 <sup>-1</sup>
Total Funds Available .....	\$48,746,401.20	\$48,025,925.01	\$47,679,953.70
<b>Investments of Principal</b>			
Cash .....	\$ 184,638.98	\$ 169,374.14	\$ 157,324.39
Bonds (See Schedule D-1)			
U. S. Government and Agencies .....	10,050,000.00	11,140,000.00	12,849,650.00
Canadian Securities .....	4,155,000.00	3,921,000.00	4,198,695.20
Trust Fund Loans .....	94,750.00	123,800.00	153,950.00
Corporate .....	26,763,920.00	27,412,920.00	27,383,920.00
Other .....	300,000.00	150,000.00	
Unamortized Bond Premiums .....	90,685.71	96,119.93	101,040.79
Total—Bonds .....	\$41,454,355.71	\$42,843,839.93	\$44,687,255.99
Less Unamortized Discounts .....	430,241.17	401,885.55	470,206.23
Net Value of Bonds .....	\$41,024,114.54	\$42,441,954.38	\$44,217,049.76
Land Contracts .....	11,159.32	4,647.28	4,991.70
Common Stocks .....	6,849,447.09	3,931,945.78	2,824,212.38
Preferred Stocks .....	20,472.59	10,910.09	
Commercial Paper .....	656,568.68	1,467,093.34	476,375.47
Total Assets .....	\$48,746,401.20	\$48,025,925.01	\$47,679,953.70

<sup>1</sup> Includes losses incurred in the sale of U. S. Government Bonds which were transferred to the University from the State. This amount will be recovered through charges to income over a period equivalent to the remaining life of the bonds sold. These bonds were sold because based on current investment yields, the net income (i.e. after amortization of above losses) could be considerably enhanced.



**SUMMARY STATEMENT OF PLANT FUNDS**  
July 1, 1968 to June 30, 1969

**EXHIBIT E**

	Total	General Operation and Maintenance Fund	Restricted Funds	Auxiliary Enterprise Funds
Balance July 1, 1968 .....	\$21,763,121.07	\$ 2,513,308.66	\$10,723,327.44	\$ 8,526,484.97
Income .....				
Income .....	2,024,681.94	285,243.51	909,526.28	829,912.15
Anticipated Income .....	12,089,448.83		11,693,063.57	396,385.26
Notes Issued .....	2,470,000.00	2,400,000.00	70,000.00	
Transfers .....				
From Current Funds .....	4,238,737.57	1,687,746.57	442,923.48	2,108,067.52
From Endowment Funds .....	305,149.82		305,149.82	
Credit on Balance Sheet Account (11-85460) .....	16,731.43			16,731.43
<b>Total Available .....</b>	<b>\$42,907,870.66</b>	<b>\$ 6,886,298.74</b>	<b>\$24,143,990.59</b>	<b>\$11,877,581.33</b>
Expenditures .....	17,179,688.62	1,405,398.92	12,383,765.25	3,390,524.45
Notes Payable Redeemed .....	985,557.14	221,140.44	40,000.01	724,416.69
Bonds Redeemed .....	202,000.00			202,000.00
Cash Balance June 30, 1969 .....	\$24,540,624.90	\$ 5,259,759.38	\$11,720,225.33	\$ 7,560,640.19
Liabilities and Reserves (Exhibit A) .....	\$84,985,551.04	\$ 8,403,084.10	\$48,074,710.04	\$28,507,756.90
Less Anticipated Income .....	60,444,926.14	3,143,324.72	36,354,484.71	20,947,116.71
Cash Balance June 30, 1969 .....	\$24,540,624.90	\$ 5,259,759.38	\$11,720,225.33	\$ 7,560,640.19

**SUMMARY OF PLANT FUND ACCOUNTS**  
July 1, 1968 to June 30, 1969

**SCHEDULE E-1**

	Balance July 1, 1968	Income	Transfers	Expenditures	Notes and Bonds		Balance June 30, 1969	
					Issued	Payments	Obligated	Unobligated
Anticipated Income Accounts .....	\$49,479,714.98	\$13,080,016.96	\$24,045,228.12	\$	\$	\$	\$60,444,926.14	
Operating Accounts .....	51,601,570.02	1,034,113.81	27,887,992.55	17,179,688.62			31,586,363.44	31,757,624.32
Sinking Funds and Reserves .....	2,809,556.21		717,854.39					3,527,410.60
Notes and Bonds Payable .....	16,831,709.82				2,470,000.00	1,187,557.14		18,114,152.68
<b>Total .....</b>	<b>\$21,763,121.07</b>	<b>\$14,114,130.77</b>	<b>\$ 4,560,618.82</b>	<b>\$17,179,688.62</b>	<b>\$2,470,000.00</b>	<b>\$1,187,557.14</b>	<b>\$31,586,363.44</b>	<b>\$ 7,045,738.54</b>

**PLANT FUNDS**  
**Operating Accounts**  
**July 1, 1968 to June 30, 1969**

**SCHEDULE E-2**

Dept. and Fund	Balance July 1, 1968	Income	Transfers	Expenditures	Balance June 30, 1969	
					Obligated	Unobligated
9100-9500 Classroom and Laboratory Bldg. South of Chemistry						
—Support Funds	\$ 3,000.00	\$	\$ 43,692.00	\$	\$ 46,692.00	\$
9204- —USOE Title II Grant	883,086.00			383,086.00	500,000.00	
9205- —USOE Title I Grant	801,518.00			326,518.00	475,000.00	
9305- —1965 State Appropriation	2,444,402.49		80,000.00	47,761.38	2,476,641.11	
9306- —1967 State Appropriation	1,824,243.22			372,390.86	1,451,852.36	
9307- —1969 State Appropriation			450,326.00		280,531.30	169,794.70
9399- —Investment Income	127,000.00			127,000.00		
9205-9501 Classroom Building—North of Highway—Plans and Specifications						
—Federal Appropriation	798,377.00					798,377.00
9305- —1965 State Appropriation	3,604.72			1,548.89	2,055.83	
9306- —1967 State Appropriation	1,952,766.10		115,289.00	51,754.45	25,987.46	1,990,313.19
9100-9502 Remodeling of Sanitary Engineering Laboratory						
—Support Funds	2,406.23			2,406.23		
9200- —USPHS Grant			2,094.00-	2,094.00-		
9201-9503 Vincent-Murphy Mathematics Addition—NSF Grant	725,000.00			497,081.33	230,598.64	2,679.97-
9305- —1965 State Appropriation	11,693.44			24,342.14-	36,035.58	
9306- —1967 State Appropriation	1,499,187.46		128,865.00	178,552.02-	1,806,604.48	
9305-9504 Electrical Engineering—Rehabilitate and Equip						
—1965 State Appropriation	92,204.18			56,999.14	35,205.04	
9305-9505 Physics Building—Rehabilitate and Equip—1965 State Appropriation	45,038.11			27,930.97	17,107.14	
9305-9506 Heating Tunnel and Piping						
—1965 State Appropriation	198,691.39			84,631.87	114,059.52	
9399- —Group Investments—Plant	40,000.00				40,000.00	
9100-9508 Land Acquisition—Undesignated on 4th Street S.E. between 17th and 19th Ave. S.E.	120,621.25	60.00		102,169.25	18,512.00	
9100-9509 Remodel in Botany—Support Funds	4,500.00		424.10-	4,075.90		
9500-9510 Development of Space on Pedestrian Level of Bridge						
—University Services	775.00					775.00
9100-9511 Fraser Hall Law Library Third Level—Support Funds	1,784.43		989.65-	794.78		
9501-9512 Rental of Condemned Properties—Athletics	1,686.94-	294.00	1,686.94			294.00
9100-9513 Purchase of Real Estate						
—Support Funds	317,339.84	400.00	174,470.74	301,950.50	190,260.08	
9399- —Investment Income	11,000.00				11,000.00	
9500- —University Services Funds	20,755.93	18,949.79				39,705.72
9501- —Athletics	2,310.00		48,313.06	40,875.35		9,747.71
9699- —Temporary Investment Income	51,634.42	2,416.25			50,000.00	4,050.67
9100-9514 Purchase of Land—Instruction						
—Support Funds	3,455.63		3,455.63-			
9100-9515 West River Area Planning						
—Support Funds	2,000.00		2,000.00-			
9399- —Investment Income	2,348.13		2,348.13-			
9305-9517 Land Acquisition—Dental and Medical School—1965 State Appropriation	8,537.50				8,537.50	
9100-9518 Primary Electrical Service						
—Minneapolis—Support Funds	18,841.58			9,615.73	9,225.85	
9305- —1965 State Appropriation	338.92			508.60	169.68-	
9306- —1967 State Appropriation	149,637.88			137,806.78	4,715.57	7,115.53
9399- —Investment Income	63,000.00			13.06	62,986.94	
9300-9520 Northern Pacific Oak Street Viaduct—Special State Funds	104,300.00					104,300.00
9100-9521 Family Practice and Community Health Remodeling—Support Funds			70,000.00		70,000.00	
9318- —Special State Funds—Hospital			100,000.00		100,000.00	
9303-9522 Mayo Memorial Project						
—1961 State Appropriation				7,500.00	9,433.02	
9318- —Special State Funds	16,933.02					

**PLANT FUNDS**  
**Operating Accounts**  
**July 1, 1968 to June 30, 1969**

**SCHEDULE E-2**

Dept. and Fund	Balance July 1, 1968	Income	Transfers	Expenditures	Balance June 30, 1969	
					Obligated	Unobligated
9500-9524 Health Service Additions and Remodeling						
—University Services Funds .....	244,537.93		1,274.33	69,382.63	136,031.99	40,397.64
9525-    —Loan Funds .....	32,835.50		14,583.73	45,896.04	130.07	1,393.12
9100-9525 Remodel Jackson Hall						
—Support Funds .....			6,196.94		6,196.94	
9302-    —1959 State Appropriation .....	3,705.50			1,169.81		2,535.69
9303-    —1961 State Appropriation .....	4,163.58					4,163.58
9305-    —1965 State Appropriation .....	269,904.52			9,997.32		259,907.20
9306-    —1967 State Appropriation .....			97,539.00	97,539.00		
9600-    —Gift Funds .....		655.78	77,001.64	70,686.15		6,971.27
9500-9527 West Bank Dormitory Construction						
—University Services Funds .....	1,528,666.47		168,584.35	290,572.59	681,115.80	725,562.43
9526-    —Other Funds .....	2,177,488.14		45,850.68	1,477,488.14	700,000.00	45,850.68
9527-    —Other Funds .....	625,000.00			625,000.00		
9100-9528 Jackson-Owre Building						
—Support Funds .....	4,798.41			1,017.15	3,781.26	
9306-9529 Pioneer Hall Addition						
—1967 State Appropriation .....	125,050.19			95,517.08	29,533.11	
9303-9530 Burton Hall Rehabilitation						
—1961 State Appropriation .....	3,968.34			3,968.34		
9302-9531 Library Rehabilitation						
—1959 State Appropriation .....	11,653.27			2,735.55	8,917.72	
9305-    —1965 State Appropriation .....	39,000.00			1,527.36	37,472.64	
9306-9532 Rehabilitation of State Board of Health Building						
—1967 State Appropriation .....	485,611.24			24,263.72	8,424.07	452,923.45
9500-9533 Rehabilitation of Sanford Hall						
—University Services Funds .....	359,427.67		221,668.36	127,336.55	39,684.44	414,075.04
9501-9534 Remodel and Expand Stadium						
—Athletics .....	1,645.00		1,311.80	2,859.00		97.80
9303-9535 Wulling Hall Rehabilitation						
—1961 State Appropriation .....	7,671.39			36.06	7,635.33	
9302-9536 Zoology Rehabilitation						
—1959 State Appropriation .....	17,351.07			2,474.31	14,876.76	
9302-9537 Owre Hall Rehabilitation						
—1959 State Appropriation .....	4,233.55			3,823.39	410.16	
9305-9540 Chemistry Building Rehabilitation						
—1965 State Appropriation .....	167,060.29		80,000.00-	15,699.05	71,361.24	
9318-9541 University Hospital Emergency Power and Light System						
—Special State Funds .....	98,633.52		30,832.00	111,145.81	17,161.55	1,158.16
9100-9543 Business Administration Building						
—West Campus .....						
—Support Funds .....	41.13		41.13-			
9302-    —1959 State Appropriation .....	643.46			643.46		
9100-9544 Remodel Mineral Engineering Research Laboratory						
—Support Funds .....	22,000.00			3,193.57	18,806.43	
9201-    —NSF Grant .....	17,990.00			17,990.00		
9100-9545 Foreign Language, English and General Purpose Classroom Building—Support Funds						
—1959 State Appropriation .....	2,753.80			2,753.80		
9302-    —1959 State Appropriation .....	57,820.90			41,777.38	16,043.52	
9500-9546 Blegen Hall						
—University Services .....	150,000.00		31,936.82	76,999.49	10,200.51	94,736.82
9699-9547 Alterations and Equipping Central Mail Room—Storehouse						
—Temporary Investment Income .....	4,203.11				4,203.11	
9100-9548 Temporary Building Number Two						
—West Bank—Support Funds ..	9,159.26			237.73	8,921.53	
9500-9549 Vending Service Building—						
University Services .....	50,000.00		102,865.44			152,865.44
9100-9551 Purchase and Rehabilitation of Naegle Building						
—Support Funds .....	8,169.08			1,859.11	6,309.97	
9600-    —Gift Funds .....	43,194.19	1,183.92		267.10		44,111.01
9304-9552 Museum of Natural History						
—1963 State Appropriation .....	9,344.76			6,022.53	3,322.23	
9500-9554 Dormitory Expansion						
—University Services Funds .....	28,437.50		445,844.67	16,443.28	13,556.72	444,282.17

**PLANT FUNDS**  
**Operating Accounts**  
**July 1, 1968 to June 30, 1969**

**SCHEDULE E-2**

Dept. and Fund	Balance July 1, 1968	Income	Transfers	Expenditures	Balance June 30, 1969	
					Obligated	Unobligated
9100-9555 Child Development Building Addition—Pre-School Laboratory						
9200- —USPHS Grant	188,577.97			139,258.89	36,264.08	13,055.00
9600- —Gift Funds	340,000.00	7,184.19	26,139.00	243,372.43	99,548.47	30,402.29
9600-9556 Veterans of Foreign Wars Hospital Building Addition						
—Gifts	537,726.27	11,399.06		450,034.93	66,814.40	32,276.00
9500-9557 Equipment Replacement						
—University Services Funds	359,726.67	15,916.60	150,000.00		1,075.71	192,734.36
9500-9558 Union Equipment Replacement						
—University Services Funds	2,496.30		2,496.30			
9318-9559 Remodel Second and Third Floors of Hospital West Wing						
—Special State Funds	5,000.00					5,000.00
9500-9560 Remodel Building 90						
—University Services Funds	2,369.01					2,369.01
9500-9562 Parking Facilities Equipment Replacement—University						
Services Funds	18,271.17		3,089.65			21,340.82
9500-9563 Land Acquisition—River Flats						
—University Services Funds	72,010.02		4,128.97			76,138.99
9100-9564 Printing Facilities						
—Support Funds	50,000.00				50,000.00	
9500- —University Services Funds	1,158,756.72		66,434.35	641.11	3,358.89	1,221,191.07
9100-9565 Purchase of Computer—Data						
Processing—Support Funds	446,516.60	114,000.00	61,409.36	330,927.54	290,998.42	
9500- —University Services Funds	2,377.81			2,377.81		
9960- —Special Funds	52,828.91	1,348.23		52,828.91		1,348.23
9100-9566 West Bank Utility Development						
—Support Funds	39,525.60			10,378.50	29,147.10	
9399- —Investment Income	48,279.07			48,279.07		
9500- —University Services Funds	83,210.68		503.97	82,760.68	450.00	503.97
9100-9568 Commuter Parking Lot—Inter-Campus Bus						
—Support Funds	11,576.46			1,009.10	10,567.36	
9100-9569 Acoustical Survey—Northrop Auditorium—Support Funds	6,929.20			6,929.20		
9600- —Gift Funds		6,127.63		6,000.00		127.63
9306-9570 Develop Outdoor Physical Education Teaching Area						
—1967 State Appropriation	236,000.00					236,000.00
9613-9575 Diehl Hall Addition						
—Gift Funds 4th and 5th Floors	27,150.35		25,000.00	1,936.32		214.03
9614- —Gift Funds 6th Floor	14,069.03					14,069.03
9640- —Medical School Gift Funds	10,161.15	519.34				10,680.49
9654- —Gift Funds 6th Floor Completion	4,403.84					4,403.84
9100-9576 Temporary Building—Main Campus—Support Funds	10,652.72		472.64	10,180.08		
9699- —Temporary Investments	5,800.19	281.68	5,529.44	270.75		281.68
9616-9577 Minnesota Medical Foundation						
—E. T. Bell Gift Fund	84,789.57	4,866.84				89,656.41
9617-9578 Clinical Cancer Research Institute—VFW Gift Funds	10,468.31	600.03		3,109.89	4,000.11	3,958.34
9618-9580 Medical Student Center						
—Alumni Association Gift Funds	10,186.32	512.00		1,009.88	1,417.85	8,270.59
9585-9611 Variety Club Heart Hospital Improvement Fund						
—Gift Funds		125,617.37	12,915.35			138,532.72
9303-9586 Science Classroom Building						
—1961 State Appropriation	5,221.89			889.21	4,332.68	
9303-9587 Physics North Wing Addition						
—1961 State Appropriation	12,248.02			7,900.00	4,348.02	
9303-9588 Electrical Engineering 4th Floor Addition						
—1961 State Appropriation	6,636.82			2,184.59	4,452.23	
9303-9589 Heat Plant—Replace Boiler						
—1961 State Appropriation	9,982.26				9,982.26	
9306-9591 Health Science Facility Planning						
—1967 State Appropriation	352,592.68			346,918.69	5,398.46	275.53

**PLANT FUNDS**  
**Operating Accounts**  
**July 1, 1968 to June 30, 1969**

**SCHEDULE E-2**

Dept. and Fund	Balance July 1, 1968	Income	Transfers	Expenditures	Balance June 30, 1969	
					Obligated	Unobligated
9307- —1969 State Appropriation .....			14,000,000.00	6,000.00		13,994,000.00
9611-9598 Variety Heart Hospital Addition						
—Gift Funds .....	12,944.36	663.11	12,915.35-	29.01		663.11
9100-9599 Pedestrian Level—Washington Avenue Bridge						
—Support Funds .....	2,477.50			2,477.50		
9399- —Investment Income .....	47,131.16			7,922.40	15,907.99	23,300.77
9459-9603 Children's Rehabilitation Center						
—Eustis Fund .....	21,925.58		20,888.90-	99.00-		1,135.68
9318-9604 Respiratory Center University Hospital						
—Special State Funds .....	48,000.00			2,000.00		46,000.00
9502-9607 Union Capital Expansion						
—Union Fund .....	6.00	666.54	672.54-			
9460-9611 Environmental Health Center						
—Max Ogden Cole Fund .....	2,280.58		2,280.58-			
9100-9612 Norris Gym Remodeling						
Support Funds .....	1,585.25			155.63	1,429.62	
9500-9613 Apartment Projects—Expansion						
—University Services Funds .....	42,197.28		2,419.07			44,616.35
9637-9615 Chapel—University Hospitals						
—Gift Funds .....	2,764.23					2,764.23
9100-9616 Eastcliff Addition and Remodeling						
—Support Funds .....			5,000.00	2,130.00	2,870.00	
9625- —Gift Funds .....			70,000.00			70,000.00
9699- —Temporary Investments—Plant			100,000.00		100,000.00	
9500-9617 Staff Housing—Pillsbury Block						
—University Services Funds .....	6,662.78		2,869.33-		3,793.45	
9200-9620 Lyon's Laboratory—3rd Floor Remodeling—USPHS Grant						
—George Chase Christian Fund .....	372.02-			372.02-		
9461- —Gift Funds .....	23,165.69			27,402.51		4,236.82-
9642- —Gift Funds .....	226.28			226.28		
9318-9621 Masonic Hospital Addition						
—Special State Funds .....	388.02			388.02		
9609- —Gift Funds .....	102,943.10	14,100.77		22,566.42	321.06	94,156.39
9500-9622 Parking Ramp East of Oak Street S.E.						
—University Services Funds .....			76,569.51	2,891.63	62,108.37	11,569.51
9209-9623 Electron Microscope						
—Federal Funds .....			40,000.00		40,000.00	
9100-9624 Commuter Food Facility and Study Space						
—Support Funds .....			23,200.57		23,200.57	
9303-9628 Ion Accelerator Building						
—1961 State Appropriation .....	2,593.36			40.71	2,552.65	
9100-9629 Library—West Campus						
—Support Funds .....			23,000.00		23,000.00	
9204- —USOE Title II Grant .....	666,666.00			666,666.00		
9304- —1963 State Appropriation .....	1,310,368.45			1,106,078.90	204,289.55	
9305- —1965 State Appropriation .....	352,683.48			318,156.48	34,527.00	
9304-9630 Complete Social Science Bldg.						
—1963 State Appropriation .....	28,656.62			24,954.22	3,702.40	
9304-9631 Heat Plant Boiler						
—1963 State Appropriation .....	109,113.11			24,378.60	84,734.51	
9100-9632 Land Acquisition—West Campus						
—Support Funds .....			2,915.77	2,915.77		
9306- —1967 State Appropriation .....	50,817.23			50,817.23		
9304-9633 Street Location—West Campus						
—1963 State Appropriation .....	4,797.68			2,166.94	2,630.74	
9100-9634 Classroom Building South of Highway—West Bank						
—Support Funds .....	19,618.00			4,219.68	15,398.32	
9304- —1963 State Appropriation .....	11,890.47			11,890.47		
9305- —1965 State Appropriation .....	8,897.68			8,897.68		
9304-9635 Connecting Office Link Between Main and Electrical Engineering						
—1963 State Appropriation .....	1,662.44				1,662.44	
9304-9637 Hospitals Rehabilitation						
—1963 State Appropriation .....	1,706.46				1,706.46	

**PLANT FUNDS**  
**Operating Accounts**  
**July 1, 1968 to June 30, 1969**

**SCHEDULE E-2**

Dept. and Fund	Balance July 1, 1968	Income	Transfers	Expenditures	Balance June 30, 1969	
					Obligated	Unobligated
9304-9641 Complete Business Administration Tower —1963 State Appropriation .....	6,551.73			487.21	6,064.52	
9318-9642 Laboratory Medicine Laboratory —Southwest Court of Hospital —Special State Funds .....	3,853.12		34,835.00	12,592.23	22,973.46	3,122.43
9600- —Gift Funds .....	112,683.50	3,844.18		99,027.40	13,656.10	3,644.18
9500-9644 Washington Avenue Parking Ramp Addition —University Services Funds .....	684.68		684.68-			
9100-9647 Parking Ramp South of Coffman Memorial Union —Support Fund .....			20,350.00		20,350.00	
9399- —Group Investments .....	78,000.00			47,903.58	30,096.42	
9500- —University Services Funds .....	388.88			388.88		
9523- —Other Funds .....	257,551.69		69,431.22	236,551.79	36,138.22	54,292.90
9500-9648 Sanford Hall Addition —University Services Funds .....	32,274.11			541.09	31,265.64	467.38
9500-9649 Bookstore—West Campus —University Services Funds .....	52,379.44		37,205.11	26,313.54	60,074.17	3,196.84
9318-9650 Remodel Pediatrics Station —Special State Funds .....	325,000.00		120,374.00-		12,000.00	192,628.00
9100-9651 Remodel Language Laboratory —Folwell Hall —Support Funds .....	805.07			781.58	23.49	
9100-9653 Theatre Scene Workshop —Support Funds .....	85.00		85.00-			
9100-9654 General Outdoor Advertising Building Remodeling —Support Funds .....	1,063.19				1,063.19	
9304- —1963 State Appropriation .....	14.17			14.17		
9305- —1965 State Appropriation .....	1,594.65			1,594.65		
9306- —1967 State Appropriation .....	160,590.84			406.88	5,320.37	154,863.59
9699- —Temporary Investment Income .....	8.81			8.81		
9100-9655 Extension and Renovation of Heat Transfer Laboratory —Support Funds .....	2,971.36		160.70-	2,810.66		
9201- —NSF Grant .....	125.49		160.70-	35.21-		
9699-9656 Remodel University Attorney's Office—Temporary Investment Income .....	113.96		113.96-			
9601-9658 Library Art Gallery Complex —West Bank—Gift Funds .....	375.00					375.00
9370-9661 Hospital Depreciation—Special State Funds—Hospital .....				244,000.00-		244,000.00
9318-9662 Air Condition Hospital Stations 40, 41, 42—Special State Funds—Hospital .....			125,000.00		125,000.00	
9306-9663 Theatre Building—Minnesota Theatre Arts —1967 State Appropriation .....	230,325.66			161,780.55	57,172.64	11,372.47
9100-9665 Purchase of a Scientific Computer —Support Funds .....			263,406.00	263,406.00		
9108- —Other Funds .....	4,551.57		4,551.57-			
9318-9666 Remodel Stations 58 and 59 —North Wing—Hospital —Special State Funds .....	215,040.41			16,882.88	12,112.12	186,045.41
9318-9667 Remodel Hospital Station 45 —Special State Funds —Hospital .....			120,374.00	51.38	120,321.62	1.00
9318-9668 Air Condition and Remodel Hospital Dishwasher Area —Special State Funds —Hospital .....			115,000.00		115,000.00	
9100-9669 Eddy Hall Addition —Support Funds .....	6,196.94		6,196.94-			
9500-9670 Special Recreation Improvement Reserve —University Services Funds .....	38,883.60		6,925.57	5,573.00	2,341.50	37,894.67
9601-9671 College of Pharmacy Student Lounge —Gift Funds .....	570.00		570.00-			

**PLANT FUNDS**  
**Operating Accounts**  
**July 1, 1968 to June 30, 1969**

SCHEDULE E-2

Dept. and Fund	Balance July 1, 1968	Income	Transfers	Expenditures	Balance June 30, 1969	
					Obligated	Unobligated
9100-9672 Expansion of Business Administration Space						
—Support Funds	878,710.60	42,012.65	211,532.62	20,221.25	1,112,034.62	
9109-9699-    —Support Funds		51,066.22	2,400,000.00		2,451,066.22	
—Temporary Investment						
Income	120,072.39	6,883.45				126,955.84
9100-9673 Remodel 4th Floor Owre Hall						
—Support Funds	1,301.33		1,301.33-			
9104-    —Other Funds	16,337.30		16,337.30-			
9500-9680 Consolidated Athletic Capital Improvement Fund						
—University Services Funds	466,232.35	338,498.13	232.57-	66,036.16	31,931.31	706,530.44
9100-9684 NASA Space Science Center						
—Support Funds	70,908.00		50,000.00	52,645.75	68,262.25	
9203-    —NASA Grant	468,807.39			433,341.40	30,499.67	4,966.32
9399-    —Investment Income	2,072.72			1,281.35	791.37	
9100-9685 Pedestrian Bridgehead— West Bank—Support Funds	24,896.97		2,000.00	26,896.97		
9305-    —1965 State Appropriation	3,590.74			3,590.74		
9399-    —Investment Income	101,600.00		52,348.13	38,933.65	110,920.56	4,093.92
<b>Total Minneapolis Campus</b>	<b>\$29,764,358.74</b>	<b>\$ 738,034.56</b>	<b>\$20,018,999.25</b>	<b>\$10,947,880.39</b>	<b>\$15,906,045.94</b>	<b>\$23,667,466.22</b>
9100-9700 Purchase of Land—Department of Agriculture						
—Support Funds	1,049.43	110.00			1,159.43	
9316-    —Special State Funds	1,000.00				1,000.00	
9100-9701 Agricultural Biochemistry Research Laboratory						
—Support Funds	4,711.63		351.53	288.08	4,775.08	
9306-    —1967 State Appropriation	1,475,844.62			707,291.62	388,797.17	379,755.83
9100-9702 Parking Lots Development— St. Paul Campus						
—Support Funds	4,609.49			817.45	3,792.04	
9699-    —Temporary Investment						
Income	52,673.65	3,019.21			40,000.00	15,692.86
9100-9704 Veterinary Diagnostic and Research Laboratories Addition—St. Paul Campus						
—Support Funds	4,500.00				4,500.00	
9306-    —1967 State Appropriation	393,448.29		325,000.00	40,537.61	677,910.68	
9305-9705 Entomology, Fisheries and Wildlife Building						
—1965 State Appropriation	782,142.12			689,153.73	92,988.39	
9306-    —1967 State Appropriation	53,249.83			44,393.87	1,912.89	6,943.07
9200-9706 Veterinary Medicine Basic Science Building Addition						
—USPHS Grant	37,266.36			37,266.36		
9303-    —1961 State Appropriation	8,487.84			3,951.24	4,536.60	
9303-9707 Forest Products Building						
—1961 State Appropriation	1,410.28			920.58	489.70	
9100-9710 Horticultural Science Facility						
—Support Funds			22,500.00		22,500.00	
9204-    —USOE Title II Grant			500,000.00	7,426.00	492,574.00	
9206-    —USDA Grant	132,057.00				132,057.00	
9305-    —1965 State Appropriation	7,737.03			546.40	7,190.63	
9306-    —1967 State Appropriation	2,896,200.00			139,666.97	2,617,533.03	139,000.00
9307-    —1969 State Appropriation			408,572.00		305,911.00	102,661.00
9301-9711 Coffey Hall Rehabilitation						
—1957 State Appropriation	275.08			275.08		
9303-9713 Green Hall Rehabilitation						
—1961 State Appropriation	728.50			171.19	557.31	
9302-9714 Crop Research Laboratory						
—1959 State Appropriation	1,935.43			1,935.43		
9100-9715 Veterinary Medicine Building						
—Support Funds	5,000.00				5,000.00	
9205-    —USOE Title I Grant	500,000.00				500,000.00	
9305-    —1965 State Appropriation	999,854.96			46,044.75	953,810.21	
9306-    —1967 State Appropriation				1,311.85	153,239.76	387,630.39
9307-    —1969 State Appropriation			522,182.00			
9316-9716 Land Acquisition—Research Plots and Consolidate Campus						
—Other Funds			350.00	350.00		

**PLANT FUNDS**  
**Operating Accounts**  
**July 1, 1968 to June 30, 1969**

**SCHEDULE E-2**

Dept. and Fund	Balance July 1, 1968	Income	Transfers	Expenditures	Balance June 30, 1969	
					Obligated	Unobligated
9302-9717 Agricultural Engineering Building						
—1959 State Appropriation .....	35,761.71			34,502.47	1,259.24	
9303-9718 Home Economics Rehabilitation						
—1961 State Appropriation .....	43,252.21			42,963.08	289.13	
9500-9719 Purchase of Land—Golf Course						
—University Services Funds .....	582.82		582.82-			
9100-9720 Graduate Science Facilities for Genetics						
—Support Funds .....	13,090.05			9,495.40	3,594.65	
9201-    —NSF Grant .....	781.70			380.70	401.00	
9500-9722 Equipment Replacement						
Agricultural Cafeteria and Dining Hall—University Services Fund .....	41,104.90	1,506.14	2,357.87			44,968.91
9500-9723 Married Student Housing						
—University Services Funds .....	8,366.22		8,366.22-			
9100-9724 Entomology Fisheries Wildlife Aquatic Lab						
—Support Funds .....	6,795.21			5,440.50	1,354.71	
9201-    —NSF Grant .....	40,830.76			40,830.76		
9621-9725 Earle Brown Short Course Building—Earle Brown Fund	2,080,931.27	148,890.55		300.00		2,229,521.82
9306-9728 Rural Sociology Building	148,000.00			1,665.00	128,335.00	18,000.00
9200-9730 Snyder Hall Addition—Equipment						
—USPHS Grant .....	2,780.62			2,780.62		
9304-    —1963 State Appropriation .....	3,062.53		6,030.03-	2,967.50-		
9100-9731 Snyder Hall Addition						
—Support Funds .....	6,697.15			3,963.18	2,733.97	
9200-    —USPHS Grants .....			8,718.00-	8,718.00-		
9304-    —1963 State Appropriation .....	14,301.41		6,030.03	15,236.83	5,094.61	
9206-9732 Crop Research Building						
—USDA Grant .....	93,727.73			79,326.08	14,401.65	
9304-9733 Green Hall Remodeling						
—1963 State Appropriation .....	16,823.10			1,062.89	15,760.21	
9304-9734 Elevators—Agronomy and Pathology						
—1963 State Appropriation .....	7,528.95			6,411.51	1,117.44	
9100-9735 Snyder Hall Rehabilitation						
—Support Funds .....	1,944.82		509.00-	1,435.82		
9304-    —1963 State Appropriation .....	509.00			509.00		
9305-9737 Heating Tunnels						
—1965 State Appropriation .....	12,592.74			4,147.98	8,444.76	
9305-9738 Sanitary Sewers						
—1965 State Appropriation .....	52,834.63				52,834.63	
9304-9739 Complete North Road From Cleveland Avenue						
—1963 State Appropriation .....	11,152.03			742.80	10,409.23	
9500-9740 Commonwealth Terrace						
—University Services Funds .....	819,158.07		46,963.02			866,121.09
9303-9741 Veterinary Science Building Basement						
—1961 State Appropriation .....	3,871.86			2,575.02	1,296.84	
9306-9742 Sheep Barn—Construction						
—1967 State Appropriation .....	332,472.50			188,202.00	13,099.68	131,170.82
9304-9743 Basic Research in Forest Biology Facility						
—1963 State Appropriation .....	1,461.42				1,461.42	
9100-9744 Boilers and Auxiliaries						
—Support Funds .....			93,080.00	91,177.70	1,902.30	
9306-    —1967 State Appropriation .....	712,334.13			324,286.75	388,047.38	
9306-9745 Program Planning, Animal Science Veterinary Medicine						
—1967 State Appropriation .....	171,000.00					171,000.00
9306-9748 Crop Science Feeding Building						
—1967 State Appropriation .....	255,546.86			216,206.19	34,638.41	4,702.26
9505-9750 Parking Lot Expansion—St. Paul						
—University Services Funds .....	25,650.00					25,650.00
9100-9751 Plant Service Storehouse and Shops						
—Support Funds .....			4,932.00		4,932.00	
9399-    —Group Investment .....	49,115.46		29,979.14	49,026.60	30,068.00	
Total—St. Paul Campus .....	\$12,378,243.40	\$ 153,525.90	\$ 2,453,919.52	\$ 2,833,331.59	\$ 7,649,539.18	\$ 4,502,818.05



**PLANT FUNDS**  
**Operating Accounts**  
**July 1, 1968 to June 30, 1969**

**SCHEDULE E-2**

Dept. and Fund	Balance July 1, 1968	Income	Transfers	Expenditures	Balance June 30, 1969	
					Obligated	Unobligated
9306-9800 Pedestrian and Utilities Tunnels						
—1967 State Appropriation	217,338.88			309.14	1,190.86	215,838.88
9303-9802 Humanities Building Addition						
—1961 State Appropriation	6,712.38			3,233.67	3,478.71	
9100-9803 Health Service Building						
—Support Funds	4,437.89				4,437.89	
—University Services Funds	176,772.23		10,133.44			186,905.67
9100-9804 Purchase of Real Estate						
—Support Funds	16,458.48			2,250.04	14,208.44	
—1967 State Appropriation	67,162.50			28,312.00		38,850.50
9306-9306-9806 Residence Hall—Duluth						
—Building Fund 1967		80,000.00	470,000.00	53,236.30	302,042.91	194,720.79
—Residence Hall—Duluth			1,925,000.00		1,871,100.00	53,900.00
9528-9302-9807 Humanities and Science Building						
—1959 State Appropriation	3,422.82			1,045.46	2,377.36	
9399-9808 Purchase of Chamberlain Residence						
—Group Investments—Plant			45,000.00		45,000.00	
9305-9809 Life Science Building						
—1965 State Appropriation	61,759.40			19,839.18	41,920.22	
9305-9810 Natural Gas Heating Facility						
—1965 State Appropriation	4,286.60			4,286.60		
—1967 State Appropriation	538,808.24			313,271.46	53,262.58	172,274.20
9305-9811 Education or Science Building						
—Install Elevator						
—1965 State Appropriation	3,564.06			371.68	3,192.38	
9302-9812 Industrial Engineering Building						
—1959 State Appropriation	1,024.73			1,024.73		
9305-9813 Utility Tunnel and Passageway						
—1965 State Legislature	3,541.80			170.00	3,371.80	
9305-9814 Study Hall						
—1965 State Appropriation	15,777.64			10,638.72	5,138.92	
—University Services Funds	12,874.22		11,557.36		1,029.28	287.58
9306-9306-9815 Student Housing						
—1965 State Appropriation	68,158.49			40,417.77	27,740.72	
—1967 State Appropriation	548,709.23	80,000.00	470,000.00	1,290.77		
—University Services Funds	1,208.52					1,208.52
9100-9817 Stadium Project						
—Support Fund	1,250.00				1,250.00	
—University Services	1,250.00		2,700.00	3,950.00		
—Marshall Alworth	8,000.00			8,000.00		
—Gifts	90,630.55	303.48	61.30	87,460.57	2,648.04	764.12
9303-9820 Home Economics Building						
—1961 State Appropriation	40,441.08			1,356.82	39,084.26	
9303-9821 Landscape and Campus Improvements						
—1961 State Appropriation	1,187.00				1,187.00	
9205-9825 Library Addition						
—USOE Title I Grant	5,831.49		15,545.00	12,345.00	2,631.49	
—1963 State Appropriation	102,812.71			58,952.40	43,860.31	
9304-9304-9826 Student Housing						
—1963 State Appropriation	4,531.09			4,531.09		
—University Services Funds	6,510.61					6,510.61
—FH and HA Funds	12,315.00					12,315.00
9304-9827 Complete Education Building						
—1963 State Appropriation	1,250.25			1,250.25		
—1967 State Appropriation	37,717.49			35,662.75	1,906.16	148.58
9304-9828 Industrial Education Building Equipment						
—1963 State Appropriation	9,598.74			8,882.38	716.36	
9100-9829 Observatory Planetarium						
—Support Funds	2,439.02				2,439.02	
—1963 State Appropriation	60.39			60.39		
—Gift Funds	27,432.77	1,252.87	2,612.50	8,343.30	542.40	22,412.44
9306-9306-9830 Administration Building Planning						
—1967 State Appropriation	65,000.00				4,350.00	60,650.00
9205-9831 Classroom and Faculty Office Building—Other Funds						
—1967 State Appropriation	330,000.00			180,000.00	150,000.00	
—1967 State Appropriation	629,281.05		51,790.00	187,586.18	379,598.19	113,886.68
9205-9832 Science Lecture Hall						
—Other Funds	86,666.00				86,666.00	

**PLANT FUNDS**  
**Operating Accounts**  
**July 1, 1968 to June 30, 1969**

**SCHEDULE E-2**

Dept. and Fund	Balance July 1, 1968	Income	Transfers	Expenditures	Balance June 30, 1969	
					Obligated	Unobligated
9306- Lecture Hall —1967 State Appropriation .....	170,634.00	100,000.00	24,501.00	87,673.86	194,909.40	12,551.74
9205-9833 Theatre Building —USOE Title I Grant .....			482,392.00			482,392.00
9306- —1967 State Appropriation .....	499,868.75			17,513.04	34,250.00	448,105.71
9600- —Gift Funds .....		6,466.80	500,000.00			506,466.80
9100-9834 Convert Biology Space to Chemistry Lab —Support Fund .....	776.31			16.39	759.92	
9306- —1967 State Appropriation .....	218,221.00			180,604.23	33,724.22	3,892.55
9100-9835 Rock Hill Recreation Park —Support Fund .....	4,475.00		34,548.78	4,589.57	34,434.21	
9208- —Bureau of Outdoor Recreation .....			38,958.33	18,409.00		20,549.33
<b>Total Duluth Campus .....</b>	<b>\$ 4,110,077.63</b>	<b>\$ 108,023.15</b>	<b>\$ 3,090,472.39</b>	<b>\$ 1,359,492.42</b>	<b>\$ 3,394,449.05</b>	<b>\$ 2,554,631.70</b>
9305-9850 Library Building —1965 State Appropriation .....	189,422.09			180,367.46	9,054.63	
9100-9851 Science and Classroom Building —Support Fund .....	9,851.58			9,733.52	118.06	
9205- —USOE Title I Grant .....	17,847.04			17,847.04		
9305- —1965 State Appropriation .....	146,758.28			95,914.51	50,843.77	
9100-9852 Residence Hall —Support Funds .....	12,818.61				12,818.61	
9500- University Services Funds .....	286.00			286.00		
9530- —Other Funds .....	66,808.53		1,389.52	44,403.87	22,342.04	1,452.14
9500-9853 Alterations to Behmler Hall Lower Level —University Services Funds .....	863.89		863.89-			
9100-9855 Capital Improvements —Support Funds .....	27,548.83		15,712.58-	1,905.64	9,930.61	
9306-9856 Improve Electrical System —1967 State Appropriation .....	228,196.35			70,861.77	124,041.68	33,292.90
9100-9858 Planning —Support Funds .....	844.73			844.73		
9100-9859 Purchase of Land —Support Funds .....	10,794.47		5,046.00	2,450.00	13,390.47	
9303-9860 Rehabilitate Street Lighting —1961 State Appropriation .....	1,890.99			1,606.72	284.27	
9304-9863 Science Building —1963 State Appropriation .....	33,100.92			2,035.85	31,065.07	
9100-9866 Morris Dormitory —Support Funds .....	1,673.07			653.10	1,019.97	
9522- —HHFA Funds .....	1,775.63			32.60	1,743.03	
9500-9867 Morris Experiment Station —Capital Improvement —University Services Funds .....	500.00					500.00
9305-9868 Rehabilitate Food Services —1965 State Appropriation .....	694.52				694.52	
9305-9869 Rehabilitate Senior Hall —1965 State Appropriation .....	4,226.89				4,226.89	
9305-9872 Sanitary Sewer From Gym to Senior Hall —1965 State Appropriation .....	1,612.63				1,612.63	
9305-9873 Rehabilitate Water Mains —1965 State Appropriation .....	2,877.05				2,877.05	
9500-9875 Develop Intramural Recreation Area —University Services Funds .....	5,761.00		316.10-	5,444.90		
9205-9876 Physical Education Building —Other Funds .....	486,666.00				486,666.00	
9306- —1967 State Appropriation .....	981,682.68		13,334.00	161,811.90	781,848.15	51,356.63
9307- —1969 State Appropriation .....			310,934.00		300,000.00	10,934.00
9306-9877 Heating Tunnel and Piping .....	84,900.00			67,825.59	6,540.44	10,533.97
9306-9878 Complete Science Complex and North Entry Road —1967 State Appropriation .....	109,000.00				5,000.00	104,000.00
9306-9879 Heating Plant Building .....	514,718.08			162,788.84	343,360.00	8,569.24
9306-9880 Heating Tunnel and Piping South —1967 State Appropriation .....	147,200.00			47,860.37	94,647.69	4,691.94
9306-9881 Residence Hall —1967 State Appropriation .....	286,007.68			31,213.44	243,936.74	10,857.50

**PLANT FUNDS**  
**Operating Accounts**  
**July 1, 1968 to June 30, 1969**

**SCHEDULE E-2**

Dept. and Fund	Balance July 1, 1968	Income	Transfers	Expenditures	Balance June 30, 1969	
					Obligated	Unobligated
9529- 9100-9882			1,300,000.00		1,000,000.00	300,000.00
—University Services .....						
Remodel Pine Hall .....						
—Support Fund .....	41,245.55			27,262.84	13,982.71	
9399- 9100-9883						
Remodel Pine Hall .....						
—Group Investment .....	7,696.89			7,696.89		
Purchase of Storage Building .....						
—Support Fund .....	1,705.55			1,015.61	689.94	
Total—Morris Campus .....	\$ 3,426,975.53	\$	\$ 1,613,810.95	\$ 941,863.19	\$ 3,562,734.97	\$ 536,188.32
9305-9901						
Construct Outside Feeding Floors and Yards—Crookston .....						
—1965 State Appropriation .....	538.71			538.71		
9100-9905						
Special Assessment Payments .....						
—Support Funds .....	207.65		2,861.12	276.77	2,792.00	
9399- 9100-9906			85,045.00		85,045.00	
—Group Investments—Plant .....						
Miscellaneous Farm Buildings .....						
—Rosemount .....						
—Support Funds .....	2,113.61				2,113.61	
9305-9907						
Rehabilitate and Equip Kiehle Building—Crookston .....						
—1965 State Appropriation .....	6,862.98		2,672.44	67.85	9,467.57	
9100-9908						
Superintendents Residence .....						
—Waseca—Support Funds .....	6,290.04		1,766.77	6,161.59	1,895.22	
9305-9909						
Selvig Hall Rehabilitation .....						
Crookston .....						
—1965 State Appropriation .....	2,672.44		2,672.44			
9100-9910						
Old Airport Road—Rosemount .....						
—Support Funds .....	53,188.75		7,123.76		60,312.51	
9301-9913						
Sanitary Sewer—Grand Rapids .....						
—1957 State Appropriation .....	4,529.55			4,529.55		
9100-9914						
Rehabilitate Food Service .....						
Facility—Crookston .....						
—Support Fund .....			858.37	858.37		
9305- 9100-9915						
—1965 State Appropriation .....	1,096.14			1,096.14		
Construct and Equip Swine .....						
Research Facility—Waseca .....						
—Support Funds .....	72.61		557.92	485.31		
9305- 9305-9916						
—1965 State Appropriation .....	37.76			37.76		
Construct Drainage for Land .....						
Reclamation—Waseca .....						
—1965 State Appropriation .....	2,013.27				2,013.27	
9100-9918						
Sewage Disposal System— .....						
Cloquet .....						
—Support Funds .....			2,366.10		2,366.10	
9305- 9306- 9305-9919						
—1965 State Appropriation .....	31,040.01			16,697.65	14,342.36	
—1967 State Appropriation .....			12,000.00	2,366.10		9,633.90
Land Acquisition—Cloquet .....						
—1965 State Appropriation .....	9,500.00				9,500.00	
9100-9920						
Beef Cattle Barn, Hay Straw .....						
and Fences—Rosemount .....						
—Support Funds .....			163.74	163.74		
9305- 9900- 9100-9921						
—1965 State Appropriation .....	124.99			124.99		
—Other Funds .....	.51			.51		
Magnetic Test Facility— .....						
Marine on the St. Croix .....						
—Support Funds .....			8,000.00		8,000.00	
9305-9924						
Irrigation System Expansion— .....						
Excelsior .....						
—1965 State Appropriation .....	486.18			227.18	259.00	
9305-9927						
Construct and Equip Plot and .....						
Research Building—Lamberton .....						
—1965 State Appropriation .....	200.00			200.00		
9322- 9100-9928						
—Special State .....	200.00			200.00		
MacPhail School Remodeling and .....						
Addition—Support Funds .....	4,950.19			2,035.32	2,914.87	
9100-9929						
Forage Sample Dryer—Rosemount .....						
—Support Funds .....			44.78	44.78		
9320- 9100-9930						
—Other Funds .....	37.73			37.73		
Capital Improvement Fund— .....						
Crookston .....						
—Support Funds .....			5,642.95		5,642.95	

**PLANT FUNDS**  
**Operating Accounts**  
**July 1, 1968 to June 30, 1969**

**SCHEDULE E-2**

Dept. and Fund	Balance July 1, 1968	Income	Transfers	Expenditures	Balance June 30, 1969	
					Obligated	Unobligated
9100-9931 Road and Land Improvements— Rosemount —Support Funds .....	60,945.03		6,520.46	7,722.13-	75,187.62	
9100-9932 Free Stall Housing Barn— Rosemount —Support Funds .....	5.37-		5.37			
9100-9933 Grand Rapids Residence and Administration Center —Support Funds .....			3,515.00	3,515.00		
9306- —1967 State Appropriation .....	161,925.00		15,000.00	109,308.37	56,546.59	11,070.04
9500- —University Services .....			3,044.04	3,044.04		
9100-9934 Crookston Animal Science Building Addition —Support Funds .....	11,800.00		7,800.00-		4,000.00	
9306- —1967 State Appropriation .....	186,500.70		33,243.00	207,710.98	10,081.16	1,951.56
9306-9935 Crookston Surface Feeding Areas Silos —1967 State Appropriation .....	27,541.40			18,966.61	23.66	8,551.13
9306-9936 Crookston Temporary Teaching Facility —1967 State Appropriation .....	5,252.02			2,690.53	532.00	2,029.49
9324- —Special State Funds .....			1,043.48	1,043.48		
9306-9937 Crookston Street Lighting System Installation —1967 State Appropriation .....	3,454.06			2,661.10		792.96
9306-9938 Crookston Dormitory Building —1967 State Appropriation .....	263,638.49			25,964.48	24,345.01	213,329.00
9306-9939 Campus Lighting Parking Lot Roadway—Waseca —1967 State Appropriation .....	14,559.77			6,750.00	974.77	6,835.00
9500-9940 University Outing Center Camp —University Services Funds .....	5,807.01					5,807.01
9626- —Gift Funds .....	1,032.53					1,032.53
9100-9941 Land Purchase—Cedar Creek Forest —Support Funds .....	5,500.00		5,500.00-			
9100-9942 Road Development—Excelsior —Support Funds .....	35.82-		35.82			
9306-9944 Waseca Land Acquisition —1967 State Appropriation .....	94,000.00					94,000.00
9306-9945 Install Utilities—Morris —1967 State Appropriation .....	19,972.86			1,381.71	12,582.42	6,008.73
9306-9946 Drain Soil Site Preparation —1967 State Appropriation .....	9,795.39		31.79-	9,763.60		
9100-9947 Morris Experiment Station Beef Research Facility —Support Funds .....		7,340.00	22,266.50	29,129.89	476.61	
9306- —1967 State Appropriation .....	69,906.73		30,000.00	85,253.88	14,652.85	
9306-9948 Swine Research Facility —1967 State Appropriation .....	92,887.12		25,031.79	85,198.70	6,183.33	26,536.88
9306-9949 Feed Storage and Processing Center —1967 State Appropriation .....	49,734.13			26,094.44	23,247.83	391.86
9101-9950 Land Acquisition—Crookston —Other Funds .....	7,913.36		2,913.36-		5,000.00	
9316- —Special State Funds .....	577.42		577.42-			
9306-9951 Faculty Cabin Itasca —1967 State Appropriation .....	8,429.33			8,429.33		
9306-9952 Itasca Student Cabin —1967 State Appropriation .....	7,792.03			7,792.03		
9306-9953 Electric System Distribution —1967 State Appropriation .....	19,434.38			11,609.13	7,800.35	21.90
9100-9954 Laboratory Building Addition Remodel Office—Cloquet —Support Funds .....			11,494.61		11,494.61	
9306- —1967 State Appropriation .....	48,180.00		15,000.00	31,440.86	27,805.09	3,934.05
9311- —Special State Funds .....			1,859.05	1,859.05		
9306-9955 Machinery Storage Building— Cloquet —1967 State Appropriation .....	10,000.00					10,000.00
9100-9956 Student Cabin—Cloquet —Support Funds .....			696.39		696.39	
9306- —1967 State Appropriation .....	9,908.47			6,092.90	3,815.57	

**PLANT FUNDS**  
**Operating Accounts**  
**July 1, 1968 to June 30, 1969**

**SCHEDULE E-2**

Dept. and Fund	Balance July 1, 1968	Income	Transfers	Expenditures	Balance June 30, 1969	
					Obligated	Unobligated
9306-9957 Swine Research Facility— Rosemount						
—1967 State Appropriation .....	119,887.10		15,809.00	49,751.56	77,753.02	8,191.52
9306-9958 Turkey Research Facility —1967 State Appropriation .....	119,583.23		36,890.00	19,382.17	136,621.81	469.25
9100-9959 Excelsior Staff Housing Fruit Breeding Farm —Support Fund .....	15.42		15.42-			
9306-9960 Greenhouse Construction— Excelsior —1967 State Appropriation .....	3,133.88			1,795.11		1,338.77
9306-9962 Drain Tile Installed—Excelsior Arboretum —1967 State Appropriation .....	5,649.17			926.51	4,722.66	
9306-9963 Deep Well Irrigation System— Excelsior —1967 State Appropriation .....	9,926.09			765.63	8,886.26	274.20
9306-9964 Education and Research Center— Excelsior —1967 State Appropriation .....	49,330.17				330.17	49,000.00
9628-9965 Hormel Institute Research Laboratory Addition—Austin —Gift Funds .....	200.00		200.00-			
9304-9967 Dormitory Wing—Waseca —1963 State Appropriation .....	8,100.11			991.20	7,108.91	
9304-9970 Research Laboratory Addition— Itasca —1963 State Appropriation .....	609.34		609.34-			
9100-9971 Lamberton Scale House and Fertilizer Storage —Support Fund .....	4,157.00		4,200.00-	43.00-		
9306- —1967 State Appropriation .....	1,838.08		4,200.00	6,038.08		
9100-9972 Pole Barn—Crookston —Support Funds .....	3,440.72			3,440.72		
9304-9974 Cabin—Itasca —1963 State Appropriation .....	356.66		609.34		966.00	
9304-9975 Remodel Cottage—Cloquet —1963 State Appropriation .....	5,000.00				5,000.00	
9100-9976 Year Around Research Laboratory—Itasca —Support Funds .....				2,216.04-	2,216.04	
9201- —NSF Grant .....	2,272.65			2,272.65		
9100-9977 Sanitary Sewer—Itasca —Support Funds .....	2,189.94		4,154.02-	1,964.08-		
9305- —1965 State Appropriation .....	1,964.08			1,964.08		
9100-9978 Seed Building Addition—Waseca —Support Funds .....	741.89		641.40-	100.49		
9100-9979 Cedar Creek Land Acquisition and Development —Support Fund .....	2,010.00				2,010.00	
9208- —Other Funds .....		27,190.20		25,180.20		2,010.00
9324- —Other Funds .....	8,095.00			20,906.73-	3,358.10	25,643.63
9100-9980 Land Acquisition—Grand Rapids —Support Funds .....	100.00		100.00-			
9100-9981 Balloon Launching Facilities —Old University Airport —Support Funds .....	7,123.76		7,123.76-			
9100-9982 Observatory Building— Marine on St. Croix —Support Funds .....	6,000.00		395.72-	5,604.28		
9321- —Special State Funds .....	877.76			877.76		
9100-9983 Consultant Services in Connection with Experiment Station Structures —Support Funds .....	2,648.54				2,648.54	
9324-9984 Excelsior Land Acquisition .....	18,900.00			5,655.00	13,245.00	
9600-9985 Microbiology Addition— Hormel Institute —Gift Funds .....	8,497.34		1,959.27-	6,538.07		
9601-9986 Rosemount Turkey Research Facility—Gift .....	32,789.00			33,116.13		327.13-
9632- —Gift .....	1,870.66-			1,870.66-		

**PLANT FUNDS**  
**Operating Accounts**  
**July 1, 1968 to June 30, 1969**

**SCHEDULE E-2**

Dept. and Fund	Balance July 1, 1968	Income	Transfers	Expenditures	Balance June 30, 1969	
					Obligated	Unobligated
9601-9987 Picnic Shelters—Arboretum						
—Gift .....			49,489.88	37,609.15	11,880.73	
9100-9988 Renovation of Laboratories						
Itasca Building 40 and 41						
—Support Funds .....			991.90		991.90	
9201-    —National Science Foundation	29,500.00			20,613.78	8,492.12	394.10
9500-9989 Golf Course Watering System						
—University Services .....	150,302.01		55,981.64	128,434.28	70,252.72	7,596.65
9698-9990 Capital Assets—Gifts .....	1,145.00		18,970.00	17,825.00		
9100-9991 Blue Cross Building Purchase						
—Support Funds .....			250,000.00	25,000.00	225,000.00	
9100-9992 Arboretum Land Purchase—						
Berens Property						
—Support Funds .....			10,000.00	10,000.00		
9600-    —Gift Funds .....			10,000.00	10,000.00		
Total—Branch Stations .....	\$ 1,921,914.72	\$ 34,530.20	\$ 710,790.44	\$ 1,097,121.03	\$ 1,073,594.30	\$ 496,520.03
<b>Summary of Operating Accounts</b>						
Minneapolis Campus .....	\$29,764,358.74	\$ 738,034.56	\$20,018,999.25	\$10,947,880.39	\$15,906,045.94	\$23,667,466.22
St. Paul Campus .....	12,378,243.40	153,525.90	2,453,919.52	2,833,331.59	7,649,539.18	4,502,818.05
Duluth Campus .....	4,110,077.63	108,023.15	3,090,472.39	1,359,492.42	3,394,449.05	2,554,631.70
Morris Campus .....	3,426,975.53		1,613,810.95	941,863.19	3,562,734.97	536,188.32
Branch Stations .....	1,921,914.72	34,530.20	710,790.44	1,097,121.03	1,073,594.30	496,520.03
Total—Operating Accounts .....	\$51,601,570.02	\$ 1,034,113.81	\$27,887,992.55	\$17,179,688.62	\$31,586,363.44	\$31,757,624.32

**PLANT FUNDS**  
**Anticipated Income**  
**July 1, 1968 to June 30, 1969**

**SCHEDULE E-3**

Dept. and Fund	Balance July 1, 1968	Income	Transfers	Expenditures	Balance June 30, 1969	
					Obligated	Unobligated
9100-9307-00	Purchase Land Cedar Creek .....	\$ 5,500.00-	\$	\$ 5,500.00	\$	\$
9101-	Purchase Land Crookston .....	43,214.29-		3,928.57		39,285.72-
9102-	Purchase Land Morris .....	49,001.00-		7,000.00		42,001.00-
9103-	Purchase G M Building .....	178,200.00-		48,600.00		129,600.00-
9104-	Owre Hall Addition .....	118,800.00-		39,600.00		79,200.00-
9106-	Services Terminal Building .....	97,049.87-		21,971.87		75,078.00-
9108-	Computer Facilities Acquisition—6600 CDC .....	472,700.00-		94,540.00		378,160.00-
9109-	Morrill Hall Addition .....		2,400,000.00-			2,400,000.00-
9316-	Land Purchase Crookston .....	10,000.00-		10,000.00		
9500-	Parking Lots Loan—Oak and Beacon .....	92,429.46-		27,567.90		64,861.56-
9506-	St. Paul Campus Apartments and Dormitory .....	1,680,000.00-		40,000.00		1,640,000.00-
9507-	Minneapolis Dormitory .....	2,570,000.00-		60,000.00		2,510,000.00-
9508-	St. Paul Student Union .....	164,269.17-		164,269.17		
9509-	Coffman Memorial Union 4th Floor Addition .....	98,300.58-		32,766.84		65,533.74-
9511-	University Health Service Addition .....	163,047.93-		163,047.93		
9513-	Duluth Dormitory .....	300,000.00-		6,000.00		294,000.00-
9515-	St. Paul Apartments and Minneapolis Dormitories .....	2,430,000.00-		50,000.00		2,380,000.00-
9516-	Campus Club Air Conditioning .....	30,824.46-		3,264.84		27,559.62-
9517-	Married Student Housing Phase III .....	1,165,000.00-		20,000.00		1,145,000.00-
9520-	Parking Ramp Washington Avenue .....	181,998.03-		26,000.01		155,998.02-
9521-	Duluth Dormitory 1964 .....	654,000.00-		10,000.00		644,000.00-
9522-	Morris Dormitory .....	468,000.00-		7,000.00		461,000.00-
9523-	Parking Ramp—South of CMU .....	2,520,000.00-		210,000.00		2,310,000.00-
9525-	Health Service North Addition .....	393,750.00-		45,000.00		348,750.00-
9526-	Residence Hall Complex—West Bank .....	2,060,625.00-		52,500.00		2,008,125.00-
9530-	Dormitory—Morris .....	575,000.00-		9,000.00		566,000.00-
9600-	Planetarium—Duluth .....	190,000.00-				190,000.00-
9625-	Eastcliff Addition .....			70,000.00-		70,000.00-
9630-	Mrs. Alice Tweed Tuohy—Art Gallery and Music Room Fund .....	30,000.00-		10,000.00		20,000.00-
9900-	Northrop Auditorium Air Conditioning .....	90,000.03-		20,000.01		70,000.02-
9300-9308-00	Northern Pacific Viaduct (Building Program 1920-30) .....	104,300.00-				104,300.00-
9509-9400-03	Coffman Union—4th Floor Addition .....		32,766.84	32,766.84-		
9516-	Campus Club Improvements Air Conditioning .....		3,264.84	3,264.84-		
9100-9410-03	Support .....		70,254.64	70,254.64-		
9399-	Special State .....		430,130.02	430,130.02-		
9459-	Children's Rehabilitation Center .....		1,135.68	1,135.68-		
9500-	University Services .....		241,543.11	241,543.11-		
9502-	Union Expansion .....		62,319.77	62,319.77-		
9506-	Married Student Housing—I .....		27,269.81	27,269.81-		
9507-	Residence Hall for Men—Minneapolis .....		23,164.28	23,164.28-		
9513-	Duluth Dormitory .....		4,043.59	4,043.59-		
9515-	St. Paul Apartments and Minneapolis Dormitories .....		13,532.43	13,532.43-		
9517-	Commonwealth Terrace Phase III .....		18,789.36	18,789.36-		
9521-	Griggs Hall—Duluth .....		2,037.54	2,037.54-		
9522-	Morris Dormitory I .....		1,092.89	1,092.89-		

**PLANT FUNDS**  
**Anticipated Income**  
**July 1, 1968 to June 30, 1969**

**SCHEDULE E-3**

Dept. and Fund	Balance July 1, 1968	Income	Transfers	Expenditures	Balance June 30, 1969	
					Obligated	Unobligated
9523-						
9525-		7,483.99	7,483.99-			
9526-		1,393.12	1,393.12-			
9530-		45,850.68	45,850.68-			
9900-		1,361.90	1,361.90-			
9204-9500-03		3,133.64	3,133.64-			
	883,086.00-					883,086.00-
9205-	801,518.00-					801,518.00-
9305-	2,269,613.00-	2,040,000.00				229,613.00-
9306-	1,825,783.00-					1,825,783.00-
9307-						
			450,326.00-			450,326.00-
9205-9501-03						
	798,377.00-					798,377.00-
9306-	1,761,334.00-	100,000.00	115,289.00-			1,776,623.00-
9200-9502-03						
	32,450.00-	30,356.00	2,094.00			
9201-9503-03						
	725,000.00-	250,000.00				475,000.00-
9306-	1,446,135.00-	446,135.00	128,865.00-			1,128,865.00-
9202-9524-03						
	27,457.67-					27,457.67-
9500-	143,300.00-					143,300.00-
9305-9525-03						
	200,000.00-	200,000.00				
9306-						
			97,539.00-			97,539.00-
9500-9527-03						
	282,988.77-					282,988.77-
9527-	2,000,000.00-					2,000,000.00-
9306-9529-03						
	150,000.00-	150,000.00				
9305-9531-03						
	30,000.00-	30,000.00				
9306-9532-03						
	400,000.00-					400,000.00-
9305-9540-03						
	50,000.00-	50,000.00				
9201-9544-03						
	17,990.00-	8,040.00				9,950.00-
9200-9555-03						
	207,000.00-	72,238.00				134,762.00-
9600-	340,000.00-		310,426.00			29,574.00-



**PLANT FUNDS**  
**Anticipated Income**  
**July 1, 1968 to June 30, 1969**

**SCHEDULE E-3**

Dept. and Fund	Balance July 1, 1968	Income	Transfers	Expenditures	Balance June 30, 1969	
					Obligated	Unobligated
9306-9570-03						
Development Outdoor Physical Education Teaching Area —1967 State Approp- riation .....	236,000.00-					236,000.00-
9613-9575-03						
Diehl Hall Addition —Gift Funds—4th & 5th Floor .....	43,830.00-	5,800.00	25,000.00			13,030.00-
9614-						
—Gift Funds—6th Floor .....	10,500.00-					10,500.00-
9306-9591-03						
Health Science Facilities Planning —1967 State Approp- riation .....	300,000.00-	300,000.00				
9307-						
—1969 State Approp- riation .....			14,000,000.00-			14,000,000.00-
9502-9607-03						
Union Capital Expansion —Union Fund .....	171,715.71-	396,385.26	224,669.55-			
9900-9614-03						
Northrop Auditorium Air Conditioning .....		8,166.50	8,166.50-			
9200-9620-03						
Lyon's Laboratory—3rd Floor .....		24,440.00				
—USPHS Grant .....	24,440.00-					
9209-9623-03						
Duluth Stadium Project ..			40,000.00-			40,000.00-
9204-9629-03						
West Bank Library —HEFA Grant, Title II .....	760,185.00-	615,786.00				144,399.00-
9205-						
—HEFA Grant, Title I 9205-9634-03	246,157.00-	182,606.00				63,551.00-
Classroom Building South of Highway—West Bank .....						
—HEFA Grant, Title I 9202-9642-03	28,050.00-					28,050.00-
Medicine Laboratory —Hill Burton Funds ..	58,671.90-					58,671.90-
9306-9654-03						
General Outdoor Adver- tising Building .....						
—1967 State Approp- riation .....	125,000.00-					125,000.00-
9201-9655-03						
Remodel Heat Transfer Laboratory —NSF Grant .....		160.70-	160.70			
9306-9663-03						
University Theatre Build- ing —1967 State Approp- riation .....	132,320.00-	132,320.00				
9200-9673-03						
Remodel 4th Floor Owre Hall —USPHS Grant .....	9,500.00-	9,500.00				
9306-9701-03						
Coffey Hall Remodeling —1967 State Approp- riation .....	1,300,000.00-	1,000,000.00				300,000.00-
9306-9704-03						
Addition Veterinary Diag- nostic Research Labo- ratory .....	350,000.00-	50,000.00	325,000.00-			625,000.00-
9204-9705-03						
Entomology, Fisheries and Wildlife Building —HEFA Grant, Title II .....	770,850.00-	688,896.00				81,954.00-
9200-9706-03						
Veterinary Science Addi- tion —USPHS .....	14,717.00-	14,717.00				
9204-9710-03						
Horticultural Science Fa- cility —USOE Title II .....			500,000.00-			500,000.00-
9206-						
—USDA Grant .....	132,507.00-					132,507.00-
9306-						
—1967 State Approp- riation .....	2,822,000.00-	300,000.00				2,522,000.00-
9307-						
—1969 State Approp- riation .....			408,572.00-			408,572.00-
9205-9715-03						
Veterinary Medicine Building —HEFA Grant, Title I	500,000.00-					500,000.00-

**PLANT FUNDS**  
**Anticipated Income**  
**July 1, 1968 to June 30, 1969**

**SCHEDULE E-3**

Dept. and Fund	Balance July 1, 1968	Income	Transfers	Expenditures	Balance June 30, 1969	
					Obligated	Unobligated
9305-						
—1965 State Appropriation	600,000.00-					600,000.00-
9306-						
—1967 State Appropriation			522,182.00-			522,182.00-
9307-						
—1969 State Appropriation			515,828.00-			515,828.00-
9201-9720-03						
Graduate Science Facilities for Genetics						
—NSF Grant	58,528.00-	58,528.00				
9201-9724-03						
Entomology, Fisheries and Wildlife Aquatic Laboratory						
—NSF Grant	29,867.38-	29,867.38				
9306-9728-03						
Agricultural Economics and Rural Sociology Classroom Building Planning						
—1967 State Appropriation	98,000.00-	98,000.00				
9200-9731-03						
Snyder Hall Addition						
—USPHS Grant	45,671.00-	36,953.00	8,718.00			
9306-9742-03						
Biological Sciences Facility						
—1967 State Appropriation	150,000.00-	150,000.00				
9306-9744-03						
Boilers and Auxiliaries Installation						
—1967 State Appropriation	400,000.00-	400,000.00				
9306-9745-03						
Programmatic Planning Funds Animal Science Facilities and Veterinary Medicine Building						
—1967 State Appropriation	151,000.00-	20,000.00				131,000.00-
9306-9748-03						
Crop Science Feed Building						
—1967 State Appropriation	200,000.00-	200,000.00				
9306-9800-03						
Reception Center Residence Hall Food Service						
—1967 State Appropriation	200,000.00-					200,000.00-
9306-9804-03						
Land Acquisition Priority I						
—1967 State Appropriation	25,000.00-	25,000.00				
9306-9806						
Residence Hall Phase III Duluth						
—1967 State Appropriation		20,000.00	470,000.00-			450,000.00-
9528-						1,925,000.00-
9205-9809-03						
Life Science Building						
—HEFA Grant, Title I	79,664.00-	58,314.00				21,350.00-
9306-9810-03						
Mutual Gas Heating Facility						
—1967 State Appropriation	300,000.00-	300,000.00				
9500-9814-03						
Study Hall						
—University Services Funds	55,236.25-		55,236.25			
9306-9815-03						
Student Housing						
—1967 State Appropriation	520,000.00-	50,000.00	470,000.00			
9524-						
—FH & HF Agency Loan Fund	675,000.00-					675,000.00-
9623-9817-03						
Stadium Project						
—Gift Funds	86,696.48-	77,242.18	61.30			9,393.00-
9205-9825-03						
Library Addition						
—HEFA Grant	149,154.00-	89,859.00	15,545.00			43,950.00-

**PLANT FUNDS**  
**Anticipated Income**  
**July 1, 1968 to June 30, 1969**

**SCHEDULE E-3**

Dept. and Fund	Balance July 1, 1968	Income	Transfers	Expenditures	Balance June 30, 1969	
					Obligated	Unobligated
9306-9830-03 Administration Building Planning —1967 State Appropriation	45,000.00-	45,000.00				
9205-9831-03 Classroom and Faculty Office Building —HEFA Grant, Title I	330,000.00-					330,000.00-
9306- —1967 State Appropriation	600,000.00-	450,000.00	51,790.00-			201,790.00-
9205-9832-03 Science Lecture Hall —HEFA Grant, Title I	86,666.00-					86,666.00-
9306- —1967 State Appropriation	153,334.00-	153,334.00	24,501.00-			24,501.00-
9205-9833-03 Theatre Building —USOE Title I			482,392.00-			482,392.00-
9306- —1967 State Appropriation	485,000.00-					485,000.00-
9600- —Gifts		295,022.33	500,000.00-			204,977.67-
9306-9834-03 Convert Biology Space to Chemistry Laboratory —1967 State Appropriation	210,000.00-	210,000.00				
9208-9835 Rock Hill Park			38,958.33-			38,958.33-
9205-9851-03 Science Building 2nd and 3rd Units —HEFA Grant, Title I	415,000.00-	381,356.00				33,644.00-
9306-9856-03 Electricity Distribution System —1967 State Appropriation	219,500.00-	119,500.00				100,000.00-
9205-9863-03 Science Building —HEFA Grant, Title I	30,338.00-	7,706.00				22,632.00-
9205-9876-03 Physical Education Building —HEFA Grant, Title I	486,666.00-					486,666.00-
9306- —1967 State Appropriation	925,000.00-	225,000.00	13,334.00-			713,334.00-
9307- —1969 State Appropriation			310,934.00-			310,934.00-
9306-9877-03 Heating Tunnel & Piping —1967 State Appropriation	74,900.00-	74,900.00				
9306-9878-03 Complete Science Complex and North Entrance Road —1967 State Appropriation	104,000.00-	10,000.00				94,000.00-
9306-9879-03 Heating Plant Building —1967 State Appropriation	350,000.00-	200,000.00				150,000.00-
9306-9880-03 Heating Tunnel and Piping South Area —1967 State Appropriation	137,200.00-	87,200.00				50,000.00-
9306-9881-03 Residence Hall —1967 State Appropriation	265,000.00-	30,000.00				235,000.00-
9529- H. U. D. Grant			1,300,000.00-			1,300,000.00-
9305-9918-03 Water Well and Main Sewer—Cloquet —1965 State Appropriation	20,000.00-	20,000.00				
9306- —1967 State Appropriation			12,000.00-			12,000.00-
9305-9919-03 Land Acquisition— Cloquet —1965 State Appropriation	7,500.00-					7,500.00-

**PLANT FUNDS**  
**Anticipated Income**  
**July 1, 1968 to June 30, 1969**

**SCHEDULE E-3**

Dept. and Fund	Balance July 1, 1968	Income	Transfers	Expenditures	Balance June 30, 1969	
					Obligated	Unobligated
9306-9933-03 Research & Administration Center—Grand Rapids —1967 State Appropriation	148,000.00-	163,000.00	15,000.00-			
9306-9934-03 Animal Science Building Addition—Crookston —1967 State Appropriation	177,000.00-	210,243.00	33,243.00-			
9306-9935-03 Surface Feeding Areas Silos—Crookston —1967 State Appropriation	10,000.00-	10,000.00				
9306-9938-03 Dormitory Building—Crookston —1967 State Appropriation	250,000.00-	50,000.00				200,000.00-
9306-9939-03 Campus Lighting Parking Lot Roadway—Waseca —1967 State Appropriation	6,000.00-	6,000.00				
9306-9944-03 Land Acquisition—Waseca —1967 State Appropriation	94,000.00-					94,000.00-
9306-9945-03 Utilities Installation—Morris Experimental Station —1967 State Appropriation	18,000.00-	8,000.00				10,000.00-
9306-9946-03 Drain Soil Site Preparation—Morris Experimental Station —1967 State Appropriation	9,000.00-	9,000.00				
9306-9947-03 Beef Research Facility—Morris Experimental Station —1967 State Appropriation	60,000.00-	90,000.00	30,000.00-			
9306-9948-03 Swine Research Facility—Morris Experimental Station —1967 State Appropriation	83,000.00-	108,000.00	25,000.00-			
9306-9949-03 Feed Storage Facility—Morris Experimental Station —1967 State Appropriation	40,000.00-	40,000.00				
9306-9952-03 Student Cabin—Itasca —1967 State Appropriation	6,500.00-	6,500.00				
9306-9953-03 Electrical System Distributor—Itasca —1967 State Appropriation	28,000.00-	28,000.00				
9306-9954-03 Laboratory Addition and Remodeling—Cloquet —1967 State Appropriation	40,000.00-	55,000.00	15,000.00-			
9306-9955-03 Machinery Storage—Cloquet —1967 State Appropriation	8,000.00-	3,000.00				5,000.00-
9306-9956-03 Student Cabin—Cloquet —1967 State Appropriation	8,000.00-	8,000.00				
9306-9957-03 Swine Research Facility—Rosemount —1967 State Appropriation	115,000.00-	130,809.00	15,809.00-			

**PLANT FUNDS**  
**Anticipated Income**  
**July 1, 1968 to June 30, 1969**

**SCHEDULE E-3**

Dept. and Fund	Balance July 1, 1968	Income	Transfers	Expenditures	Balance June 30, 1969	
					Obligated	Unobligated
9306-9958-03 Turkey Research Facility —Rosemount —1967 State Approp- riation .....	115,000.00-	65,000.00	36,890.00-			86,890.00-
9306-9960-03 Screenhouse—Excelsior Fruit Breeding Farm —1967 State Approp- riation .....	5,000.00-	5,000.00				
9306-9963-03 Deep Well and Irrigating System—Excelsior Ar- boretum —1967 State Approp- riation .....	8,000.00-	2,000.00				6,000.00-
9306-9964-03 Education and Research Center—Excelsior Ar- boretum —1967 State Approp- riation .....	45,000.00-	15,000.00				30,000.00-
9306-9971-03 Scale House and Fertiliz- er Storage—Lamberton —1967 State Approp- riation .....		4,200.00	4,200.00-			
9208-9979-03 Land Acquisition and De- velopment—Cedar Creek —Bureau of Outdoor Recreation .....	2,010.00-					2,010.00-
9324-9984-03 Land Acquisition—Excel- sior Arboretum —Special State .....	7,445.00-	7,445.00				
9801-9986-03 Turkey Research Facility —Rosemount —Gift Funds .....	35,000.00-					35,000.00-
9201-9988-03 Renovation of the Labora- tories—Itasca —NSF Grants .....	29,500.00-	19,621.88				9,878.12-
9698-9990-03 Capital Assets —Gift Funds .....	1,145.00	17,825.00	18,970.00-			
<b>Total .....</b>	<b>\$49,479,714.98-</b>	<b>\$13,080,016.98</b>	<b>\$24,045,228.12-</b>	<b>\$</b>	<b>\$</b>	<b>\$60,444,926.14-</b>

**PLANT FUNDS**  
**Sinking Fund and Reserve Accounts**  
**July 1, 1968 to June 30, 1969**

**SCHEDULE E-4**

Dept. and Fund	Balance July 1, 1968	Income	Transfers	Expenditures	Balance June 30, 1969	
					Obligated	Unobligated
<b>Sinking Funds</b>						
9116-9353-00	St. Paul Projects .....	\$	\$	\$ 13,165.00	\$	\$ 13,165.00
9506-	St. Paul Apartments and Dormitory Revenue Bonds of 1956 .....	225,389.09		13,167.50		238,556.59
9507-	Minneapolis Dormitory Revenue Bonds of 1956 .....	280,801.74		18,808.25		299,609.99
9513-	Addition to Duluth Dormitory Revenue Bonds .....	45,137.20		535.05		45,672.25
9515-	Minneapolis Dormitory and St. Paul Apartment Revenue Bonds of 1957 .....	249,910.11		31,651.78		281,561.89
9517-	Commonwealth Terrace—III Revenue Bonds .....	134,904.25		9,140.61		144,044.86
9521-	Duluth Dormitory Construction Reve- nue Bonds of 1964 .....	57,029.09		7,737.51-		49,291.58
9522-	Morris Dormitory Revenue Bonds .....	22,115.94				22,115.94
9530-				4,157.10		4,157.10
9506-9356-00	Married Student Apartments—St. Paul Dormitory Revenue Bonds—Equip- ment .....	66,460.11		15,950.57		82,410.68
9507-	Minneapolis Dormitory Revenue Bonds of 1956—Equipment Reserve .....	34,265.94		18,377.60		52,643.54
9513-	Duluth Dormitory Construction Reve- nue Bonds of 1958—Equipment .....	21,206.65		4,903.64		26,110.29
9515-	Minneapolis Dormitory and St. Paul Apartment Revenue Bonds—Equip- ment .....	54,941.09		11,665.24		66,606.33
9517-	Commonwealth Terrace—III Equip- ment .....	10,440.49		2,565.31		13,005.80
9521-	Duluth Dormitory Revenue Bonds of 1964—Equipment Reserve .....	6,252.69		3,135.98		9,388.67
9522-	Morris Dormitory Revenue Bonds of 1964—Equipment Reserve .....	1,397.15		752.23		2,149.38
9506-9358-00	Married Student Apartments—St. Paul Dormitory Revenue Bonds—Repairs .....	104,010.29		26,584.29		130,594.58
9507-	Minneapolis Dormitory Revenue Bonds of 1956—Building Maintenance .....	76,000.00		41,077.88		117,077.88
9513-	Duluth Dormitory Construction Reve- nue Bonds of 1958—Repairs .....	18,040.90		4,291.76		22,332.66
9515-	Minneapolis Dormitory and St. Paul Apartment Revenue Bonds—Repairs .....	104,213.63		24,072.86		128,286.49
9517-	Commonwealth Terrace—III Repairs .....	89,605.51		28,221.16		117,826.67
9521-	Duluth Dormitory Revenue Bonds of 1956—Building Maintenance .....	8,000.00		4,181.00		12,181.00
9522-	Morris Dormitory Revenue Bonds of 1964—Building Maintenance .....	4,000.00		2,149.40		6,149.40
<b>Reserves for Certificates</b>						
9101-				1,824.08		1,824.08
9103-	General Motors Building .....	77.65		540.00		617.65
9104-				17,638.63		17,638.63
9106-	Service Terminal Building .....	29,520.42		26,325.36-		3,195.06
9109-				79,998.00		79,998.00
9110-				84,201.00		84,201.00
9520-	Washington Avenue Parking Ramp .....	.01		.01-		
9630-	Mrs. Tuohy Art Gallery .....	9,833.05-				9,833.05-
9900-	Northrop Auditorium Air Conditioning .....	78,022.83		8,699.87-		69,322.96
<b>Other Reserves</b>						
9399-9357-00	Temporary Investment Income—Spe- cial State Funds .....	19,563.61		3,154.12-		16,409.49
9100-9359-00	Temporary Investment Income—Gen- eral University Funds .....	47.10		527.36-		480.26-
9502-	Coffman Union Expansion Reserve .....	1,168,318.72		130,381.19		1,298,699.91
9535-	Bookstore Expansion—West Bank .....	90,282.95-		171,161.51		80,878.56
	<b>Total .....</b>	<b>\$2,809,556.21</b>	<b>\$</b>	<b>\$717,854.39</b>	<b>\$</b>	<b>\$3,527,410.60</b>

**STATEMENT OF INVESTMENT IN PLANT**  
**July 1, 1968 to June 30, 1969**

EXHIBIT F

	Total July 1, 1968	Expenditures			Total June 30, 1969
		Current Funds	Plant Funds	Adjustments	
Land .....	\$ 16,666,001.20	\$ 55,515.59	\$ 554,649.30	\$ 30,690.00-	\$ 17,245,476.09
Buildings .....	190,097,447.28	922,931.01	12,630,657.58	472,912.92-	203,178,122.95
Other Permanent Improvements .....	11,905,529.84	361,532.96	820,567.45	103,490.24	13,191,120.49
Equipment .....	69,345,196.05	6,643,379.52	1,446,884.02	266,718.70-	77,168,740.89
Museums and Collection .....	2,821,922.58	89,471.08		92,622.64	3,004,016.30
Library and Reference Books .....	13,777,847.43			1,396,173.72	15,174,021.15
Livestock .....	374,206.78	86,809.95		61,996.23-	399,020.50
<b>Totals</b> .....	<b>\$304,988,151.16</b>	<b>\$8,159,640.11</b>	<b>\$15,452,758.35</b>	<b>\$759,968.75</b>	<b>\$329,360,518.37</b>

**SUMMARY OF INVENTORY OF LAND**  
**July 1, 1968 to June 30, 1969**

SCHEDULE F-1

	Acres	Book Value July 1, 1968	Additions	Adjustments	Book Value June 30, 1969
<b>Instruction and Research:</b>					
Minneapolis Campus .....	272.937	\$14,085,226.89	\$531,866.55	\$33,000.00-	\$14,584,093.44
St. Paul Campus <sup>1</sup> .....	712.990	1,133,967.26	18,589.14		1,152,556.40
University of Minnesota—Duluth .....	204.176	114,624.82	30,487.00	6,000.00	151,111.82
University of Minnesota—Morris .....	1,209.860	169,871.30			169,871.30
University Airport Site .....	326.430	16,800.00			16,800.00
Cedar Creek Natural History Area .....	4,167.400	292,978.87	950.00		293,928.87
Village of Marine on the St. Croix .....	1.140	217.00			217.00
Willmar .....	2.500	500.00			500.00
Greece .....			2,617.20		2,617.20
<b>Schools and Experiment Stations:</b>					
Crookston .....	1,277.870	234,580.53			234,580.53
Grand Rapids .....	732.900	41,899.80			41,899.80
Excelsior .....	403.060	73,599.27	25,655.00		99,254.27
Maple Plain .....	.634	6,048.01			6,048.01
Waseca .....	599.101	81,974.94		3,890.00-	78,284.94
Lamberton .....	400.000	105,102.50			105,102.50
Duluth .....	282.740	41,739.97			41,739.97
Cloquet .....	3,702.090	69,258.89			69,258.89
Rosemount .....	8,011.420	92,388.04			92,388.04
Potato Research Farm .....	50.200	2,997.79			2,997.79
<b>Total Instruction and Research</b> .....	<b>22,357.448</b>	<b>\$16,563,775.88</b>	<b>\$610,164.89</b>	<b>\$30,690.00-</b>	<b>\$17,143,250.77</b>
<b>Other Lands:</b>					
Federal Land Grant .....		\$ 70,495.25			\$ 70,495.25
Salt Springs Land .....		28,778.00			28,778.00
Inter-Campus Right of Way .....		2,952.07			2,952.07
<b>Total Other Lands</b> .....		<b>\$ 102,225.32</b>			<b>\$ 102,225.32</b>
<b>Total Instruction, Research and Other Lands</b> .....		<b>\$16,666,001.20</b>	<b>\$610,164.89</b>	<b>\$30,690.00-</b>	<b>\$17,245,476.09</b>
<b>Land and Buildings in Trust:</b>					
Included in Assets of Endowment Funds and Plant Funds <sup>2</sup>					
Marshall and Margaret Alworth Endowment .....					\$ 220,000.00
Alfred Owre Loan Fund .....					1.00
Minnesota Hospital and Home for Crippled Children .....					25,000.00
Ludden Real Estate Fund .....					1,800.00
Pioneer Fund .....					80.00
Merriam Trust Fund .....					200,000.00
Rishmiller Fund .....					3,740.00
Minnesota Academy of Science .....					1.00
Minnesota Horticulture Society .....					35,000.00
Charles H. Smith Trust Fund .....					2,000.00
<b>Total Land and Buildings in Trust</b> .....					<b>\$ 487,622.00</b>

<sup>1</sup> Includes University Grove and University Field

<sup>2</sup> Depreciation on buildings not deducted

**SUMMARY OF ASSETS — BUILDINGS**  
July 1, 1968 to June 30, 1969

**SCHEDULE F-2**

	Value July 1, 1968	Additions 1968-69	Adjustments 1968-69	Value June 30, 1969
Minneapolis Campus .....	\$108,717,730.11	\$ 4,476,928.01	\$451,678.86-	\$112,742,979.26
Minneapolis Campus—West Bank .....	18,976,828.73	4,095,801.12	31,042.87	23,103,672.72
Off Campus .....	1,362,358.36	90,952.74		1,453,311.10
St. Paul Campus .....	29,834,343.56	2,433,081.26		32,267,424.82
University of Minnesota—Duluth .....	17,573,558.39	934,743.58	25,200.00	18,533,501.97
University of Minnesota—Morris .....	5,559,523.76	669,866.59	5,775.11-	6,223,615.24
University of Minnesota Technical College—Crookston .....		16,381.27	1,533,711.72	1,550,092.99
<b>Schools and Experiment Stations:</b>				
Crookston .....	1,953,205.62	193,301.15	1,514,238.72-	632,268.05
Duluth—Horticultural Center .....	174,915.73	738.00	4,310.70-	171,343.03
Grand Rapids .....	542,492.40	118,139.91	9,858.80	670,491.11
Itasca Park .....	258,694.28	43,278.83	4,727.00	306,700.11
Morris .....	293,013.20	214,070.71	1,550.00	508,633.91
Waseca .....	3,005,713.21	15,390.62	7,051.77	3,028,155.60
Excelsior Arboretum .....	52,282.36			52,282.36
Excelsior—Horticultural Research Center .....	121,556.88	113.60	3,500.00-	118,170.48
Cloquet .....	107,216.25	35,098.54		142,314.79
Lamberton .....	73,367.87	6,911.80		80,279.67
Rosemount Research Center .....	771,566.45	1,004.32		772,570.77
Rosemount Agricultural Experiment Station .....	719,080.12	103,301.94	2,067.09-	820,314.97
Miscellaneous .....		104,484.60	104,484.60-	
<b>Total Buildings</b> .....	<b>\$190,097,447.28</b>	<b>\$13,553,588.59</b>	<b>\$472,912.92-</b>	<b>\$203,178,122.95</b>

**SUMMARY OF ASSETS — OTHER PERMANENT IMPROVEMENTS**  
July 1, 1968 to June 30, 1969

**SCHEDULE F-3**

Location	Value July 1, 1968	Additions	Adjustments	Value June 30, 1969
Minneapolis Campus .....	\$ 4,168,543.46	\$ 172,139.02	\$ 77,919.77	\$ 4,418,602.25
Minneapolis Campus—West Bank .....	1,429,201.67	322,772.42	3,742.09	1,755,716.18
St. Paul Campus .....	2,038,215.43	212,095.21		2,250,310.64
University of Minnesota—Duluth .....	1,495,228.68	14,541.16		1,509,769.84
University of Minnesota—Morris .....	91,498.37	89,523.28	492.25	181,513.90
University of Minnesota Technical College—Crookston .....		24,867.51		24,867.51
Rosemount Research Center .....	131,643.52	76,805.86		208,449.38
Agricultural Experiment Stations .....	1,123,775.87	73,130.22	5,959.20	1,202,865.29
<b>Miscellaneous:</b>				
Campus Survey .....	108,207.31			108,207.31
West Campus Survey .....	33,747.14			33,747.14
Dorr Fountain .....	2,500.00			2,500.00
Fence and Wall Around Athletic Field .....	4,073.90			4,073.90
Old Home Memorial—St. Paul Campus .....	3,400.00			3,400.00
Pillsbury Statue .....	15,000.00			15,000.00
Greysolen DuLuht Statue .....	6,069.26			6,069.26
Plaque of Old Main .....	665.51			665.51
Soldier's Monument .....	7,000.00			7,000.00
Drill Core .....	43.29			43.29
James Ford Bell Fountain .....	4,202.62			4,202.62
Footbridges over Washington Avenue .....	13,645.08			13,645.08
Footbridges over Great Northern Railroad track .....	48,525.28			48,525.28
Grounds at University Airport .....	15,574.39	16,370.52		31,944.91
Grounds at University Grove .....	31,517.84	5,705.80		37,223.64
Cedar Creek Natural History Area .....	30,720.35	157.42-		30,562.93
Parking Lots—Minneapolis Campus .....	677,398.51	49,514.77	7,213.11-	719,700.17
Parking Lots—St. Paul Campus .....	210,617.12	817.45		211,434.57
Parking Lots—West Bank .....	122,741.25	34,078.50		156,819.75
Grounds at All University Camp Projects .....	1,192.99			1,192.99
Arboretum at Excelsior .....	42,555.40	40,078.02	1,000.00	83,633.42
Heavy Equipment Area—Como .....	1,690.63	6.52		1,697.15
Grounds at Marine on the St. Croix Observatory .....	3,288.10			3,288.10
Como Area .....	31,404.49	2,525.27		33,929.76
Bierman Field .....		47,286.30	21,590.04	68,876.34
Other .....	11,642.38			11,642.38
<b>Total</b> .....	<b>\$11,905,529.84</b>	<b>\$1,182,100.41</b>	<b>\$103,490.24</b>	<b>\$13,191,120.49</b>



**SUMMARY OF ASSETS — EQUIPMENT**  
**July 1, 1968 to June 30, 1969**

SCHEDULE F-4

College or Activity	Value July 1, 1968	Additions 1968-69	Transfers and Adjustments	Value June 30, 1969
General Administration .....	\$ 877,261.23	\$ 37,972.82	\$552,916.63	\$ 1,468,150.68
General Expense .....	1,677,414.64	802,889.31	8,540.64	2,488,844.59
<b>Instruction and Departmental Research:</b>				
College of Liberal Arts .....	1,311,389.26	130,487.49	26,114.36	1,467,991.11
Institute of Technology .....	6,658,943.51	408,842.70	319,738.57	7,387,524.78
Institute of Agriculture .....	3,471,099.86	74,577.23	120,465.15	3,666,142.24
College of Medical Sciences .....	8,539,375.21	884,298.79	375,874.09	9,799,548.09
College of Biological Sciences .....	1,564,317.95	50,099.07	53,055.43	1,667,472.45
College of Veterinary Medicine .....	1,029,429.72	30,054.82	1,454.30-	1,058,030.24
School of Dentistry .....	927,454.13	59,618.65	3,231.84-	983,840.94
Law School .....	99,983.88	5,710.55	50.35-	105,644.08
College of Pharmacy .....	310,555.76	19,602.13	3,311.19-	326,846.70
College of Education .....	484,965.10	33,636.27	10,657.72	529,259.09
Summer Session .....	36,913.36	1,120.00	922.95-	37,110.41
Graduate School .....	83,531.29	1,927.61	1,997.95-	83,460.95
School of Business Administration .....	152,677.02	11,664.00	3,583.67-	160,757.35
University of Minnesota—Morris .....	256,274.66	3,058.50	32,851.56	292,184.72
University College .....	551.20		101.75-	449.45
General College .....	94,086.95	19,318.68	1,500.69	114,906.32
University of Minnesota—Duluth .....	1,174,546.70	72,022.74	18,986.96	1,265,556.40
Military Departments .....	16,315.24	404.95	134.05-	16,586.14
University of Minnesota Technical Institute—Crookston .....	91,087.28	76,164.60	4,587.64	171,839.52
Hospitals .....	4,708,867.23	350,761.63	46,097.84-	5,013,531.02
Organized Activities Relating to Instructional Departments .....	179,904.25	20,275.93	40,463.68-	159,716.50
Extension and Public Service .....	1,793,706.65	83,930.24	38,742.86-	1,838,894.03
Libraries .....	652,510.75	13,882.68	301,448.45	967,841.88
Budgeted Research—Experiment Stations .....	1,180,852.14	306,967.66	79,753.49-	1,408,066.31
Other Budgeted Research .....	2,159,648.40	244,107.40	14,643.49-	2,389,112.31
<b>Plant Services:</b>				
Minneapolis .....	1,188,711.38	231,545.92	2,059.56-	1,418,197.74
St. Paul .....	324,060.79	22,059.06	4,030.13-	342,089.72
Duluth .....	187,525.75	24,116.39	5,811.76-	205,830.38
Morris .....	47,884.28	2,724.34	764.40-	49,844.22
Rosemount .....	207,232.50	39,188.88	4,560.16-	241,861.22
Crookston .....	4,185.53	10,737.31	254.20	15,177.04
Other .....	108,507.52	950.59	868.50	110,326.61
<b>Auxiliary Services:</b>				
<b>Minneapolis</b>				
Dormitories and Dining Halls .....	1,225,115.09	46,644.39	32,914.16-	1,238,845.32
Student Services .....	1,670,122.99	323,657.41	61,204.98-	1,932,575.42
General Services .....	5,374,673.50	306,652.78	159,291.35-	5,522,034.93
Intercollegiate Athletics .....	104,489.82	5,271.83	1,346.81-	108,414.84
<b>St. Paul</b>				
Dormitories and Dining Halls .....	272,195.57	15,173.17	953.38	288,322.12
Student Services .....	127,318.24	2,661.25	5,408.32-	124,571.17
General Services .....	151,488.68	63,925.22	63,030.59	278,444.49
<b>Duluth</b>				
Dormitories and Dining Halls .....	229,296.84	14,555.93	973.36-	242,879.41
Student Services .....	174,112.90	25,930.28	3,183.33-	196,859.85
General Services .....	29,232.72	6,899.25	367.27-	35,764.70
Athletics .....	6,171.89	2,605.32	8,777.21	
Morris .....	170,069.18	20,600.62	1,255.63	191,925.43
Crookston .....	71,202.66	9,132.40	19,324.53-	61,010.53
Grand Rapids .....	9,582.59		2,941.00-	6,641.59
Waseca .....	80,565.06			80,565.06
Hormel Institute .....	22,912.73	6,127.80	667.18-	28,373.35
<b>Organized Research:</b>				
<b>Selected Federal and Other Funds:</b>				
College of Liberal Arts .....	1,426.27	6,159.93	320.20-	7,266.00
Institute of Technology .....	8,512,823.12	376,721.73	322,853.77	9,212,398.62
Institute of Agriculture .....	180,294.27	38,594.98	52,776.11-	166,113.14
College of Medical Sciences .....	1,615,865.58	366,457.02	250,096.76-	1,732,225.84
College of Veterinary Medicine .....	17,766.06	2,303.69	2,499.00	22,568.75
School of Dentistry .....	1,217.06	216.00		1,433.06
College of Education .....	12,476.46	2,658.24	10,198.34-	4,936.36
Graduate School .....	1,047,267.08	127,138.41	42,684.98-	1,131,720.51
University of Minnesota—Duluth .....	13,175.80	10,463.01	10,308.26	33,947.07
Dean of Students .....	1,063.05			1,063.05
Museum of Natural History .....	20,765.23	323.50		21,088.73
General College .....		233.98		233.98
College of Biological Sciences .....	46,465.27	873.04	7,583.63-	39,754.68

**SUMMARY OF ASSETS — EQUIPMENT**  
July 1, 1968 to June 30, 1969

**SCHEDULE F-4**

College or Activity	Value July 1, 1968	Additions 1968-69	Transfers and Adjustments	Value June 30, 1969
Research—Other .....	444,528.99		57,694.20	502,223.19
Gifts and Grants—Student Aid .....	257,163.23	47,055.28	21,151.18-	283,067.33
Gifts and Grants—Other Purposes .....	4,957,282.83	737,752.13	215,106.81-	5,479,928.15
Plant Funds .....	895,199.17	1,446,253.57	1,411,988.61-	929,464.13
Unassigned Departments .....	95.00	860.88	288.23-	667.65
Class Corrections .....		750.26	750.26-	
Unreconciled Purchases .....		891.30	891.30-	
<b>Totals</b> .....	<b>\$69,345,196.05</b>	<b>\$8,090,263.54</b>	<b>\$266,718.70-</b>	<b>\$77,168,740.89</b>

**SUMMARY OF ASSETS — MUSEUMS AND COLLECTIONS**  
July 1, 1968 to June 30, 1969

**SCHEDULE F-5**

	Value July 1, 1968	Purchases	Gifts	Collections	Transfers and Adjustments	Value June 30, 1969
Museum of Natural History .....	\$ 258,053.30	\$ 87.50	\$ 1,870.00	\$14,803.00	\$ 4,420.00	\$ 279,233.80
University Gallery .....	521,546.79		32,339.50		1,061.60	554,947.89
Anthropology .....	28,757.17		76.00	1.00		28,834.17
Botany .....	323,368.94	23.20	587.50	1,493.00	450.50	325,923.14
Art History .....	83,540.31	74.40	182.00		7,694.29	91,491.00
Studio Arts .....		194.99				194.99
Geology and Geophysics .....	57,144.79	40.05			40.05-	57,144.79
Zoology .....	7,891.21					7,891.21
Entomology, Fisheries and Wild Life .....	123,238.96			5,478.00		128,716.96
Plant Pathology and Physiology .....	87,377.90					87,377.90
Agricultural Extension .....	55,995.03	820.60	3,825.00		8,654.48	69,295.11
Pharmacy .....	3,788.63					3,788.63
Audio Visual Extension Service .....	1,078,413.45	39,077.79				1,117,491.24
Audio Visual Education Service .....	102,392.01	6,943.05	135.00		325.62	109,795.68
Vance Memorial Fund .....	1,550.00					1,550.00
<b>Sub-Totals</b> .....	<b>\$2,733,058.49</b>	<b>\$47,261.58</b>	<b>\$39,015.00</b>	<b>\$21,775.00</b>	<b>\$22,566.44</b>	<b>\$2,863,676.51</b>
<b>Other Departments</b>						
Minneapolis Campus .....	\$ 749.70	\$14,747.61	\$	\$	\$14,747.61-	\$ 749.70
St. Paul Campus .....	2,178.91	875.89			48.69-	3,006.11
Duluth .....	77,538.30	23,754.40	17,885.50		6,447.00	125,625.20
University of Minnesota—Morris .....	7,684.05	1,944.20				9,628.25
Cloquet .....	18.50					18.50
Crookston .....	577.18	728.40			270.00-	1,035.58
Waseca .....	95.52	159.00				254.52
Grand Rapids .....	21.93					21.93
<b>Sub-Totals</b> .....	<b>\$ 88,864.09</b>	<b>\$42,209.50</b>	<b>\$17,885.50</b>	<b>\$</b>	<b>\$ 8,619.30-</b>	<b>\$ 140,339.79</b>
<b>Totals</b> .....	<b>\$2,821,922.58</b>	<b>\$39,471.08</b>	<b>\$56,900.50</b>	<b>\$21,775.00</b>	<b>\$13,947.14</b>	<b>\$3,004,016.30</b>

**SUMMARY OF ASSETS — LIBRARY AND REFERENCE BOOKS**  
**July 1, 1968 to June 30, 1969**

**SCHEDULE F-6**

Department or Campus	Value July 1, 1968	Gifts	Purchases and Adjustments	Value June 30, 1969	Number of Volumes
Minneapolis Campus Libraries .....	\$ 8,931,995.58	\$67,260.00	\$ 922,087.96	\$ 9,921,343.54	2,168,410
Law School .....	3,152,708.00	7,772.50	137,621.50	3,298,102.00	320,523
Marshall-University High School .....	40,728.00	480.00	55,488.00	96,696.00	24,174
St. Paul Campus .....	623,500.00	1,413.00	48,187.00	673,100.00	140,177
University of Minnesota—Duluth .....	775,644.96	3,230.00	97,125.88	876,000.84	126,273
University of Minnesota—Morris and Experiment Station .....	207,894.64	547.50	44,913.15	253,355.29	41,592
<b>Schools and Experiment Stations:</b>					
Crookston .....	30,000.00	230.00	9,270.00	39,500.00	8,065
Grand Rapids .....	2,248.25		86.53	2,334.78	1,491
Waseca .....	13,128.00		460.70	13,588.70	4,577
<b>Totals .....</b>	<b>\$13,777,847.43</b>	<b>\$80,933.00</b>	<b>\$1,315,240.72</b>	<b>\$15,174,021.15</b>	<b>2,835,282</b>

**SUMMARY OF ASSETS — LIVESTOCK**  
**July 1, 1968 to June 30, 1969**

**SCHEDULE F-7**

Department or Station	July 1, 1968	Purchases	Sales	Adjustments	June 30, 1969
Animal Science .....	\$198,989.57	\$28,687.49	\$201,620.81	\$158,482.61	\$184,538.86
Animal Science (Poultry) .....	18,840.00	413.60		5,556.60-	13,697.00
College of Veterinary Medicine .....	9,581.25	15,732.09	9,205.92	5,457.25-	10,650.17
Crookston .....	16,958.00	6,955.00	60,054.64	81,299.88	45,158.24
Morris .....	65,289.00	4,730.27	58,678.23	61,698.96	73,040.00
Grand Rapids .....	28,414.00	7,246.00	39,690.48	40,378.28	36,347.80
Waseca .....	36,134.96	12,254.70	72,361.91	59,560.68	35,588.43
Miscellaneous .....		10,790.80	16,688.16	5,897.36	
<b>Totals .....</b>	<b>\$374,206.78</b>	<b>\$86,809.95</b>	<b>\$458,300.15</b>	<b>\$396,303.92</b>	<b>\$399,020.50</b>

**STATEMENT OF AGENCY FUNDS**  
**July 1, 1968 to June 30, 1969**

**EXHIBIT G**

	8579 James F. Bell Book Trust	8775 General Deposit Account— Agency	8793 Student Organizations Group Investment Trust Fund	Total All-Agency Funds
Balance July 1, 1968 .....	\$10,475.00	\$708.30	\$157,312.22	\$168,495.52
Additions:				
Principal .....			22,032.84	22,032.84
Earnings .....			6,720.01	6,720.01
Total .....	<u>10,475.00</u>	<u>708.30</u>	<u>186,065.07</u>	<u>197,248.37</u>
Deductions:				
Principal .....			6,658.32	6,658.32
Earnings .....			6,658.33	6,658.33
Transfer Out .....				
Balance June 30, 1969 .....	<u>\$10,475.00</u>	<u>\$708.30</u>	<u>\$172,748.42</u>	<u>\$183,931.72</u>
Assets:				
Cash .....	\$	\$708.30	\$ 3,418.26	\$ 4,126.56
Investments .....	10,475.00		169,330.16	179,805.16
Total .....	<u>\$10,475.00</u>	<u>\$708.30</u>	<u>\$172,748.42</u>	<u>\$183,931.72</u>

**CASH AND BANK RECONCILEMENT**  
**June 30, 1969**

**EXHIBIT H**

	General Account Northwestern Bank	Payroll Account First National Bank	Miscellaneous Accounts*	Total
Balances, Per Bank June 30, 1969 .....	\$5,618,126.20	\$5,219,533.21	\$577,873.56	\$11,415,532.97
Less Outstanding Checks .....	2,589,105.89	4,219,533.21		6,808,639.10
Treasurers Office Bank Balance .....	<u>\$3,029,020.31</u>	<u>\$1,000,000.00</u>	<u>\$577,873.56</u>	<u>\$ 4,606,893.87</u>
<b>Add:</b>				
Cash on hand and in transit .....			\$1,197,397.05	
Returned checks .....			5,570.51	
<b>Plus items and adjustments in transit:</b>				
Deposit entered by Northwestern National Bank at incorrect amount .....			3.00	
Interest and dividends not recorded by Northwestern National Bank in June .....			6,332.71	
Credit not recorded in Northwestern National Bank Federal Fund Account in June .....			190,665.00	
Adjustment on May cash receipt voucher in error .....			.20	1,399,968.47
<b>Less items and adjustments in transit:</b>				
Adjustment on returned item deposit .....			362.44	
Securities purchases not recorded by Northwestern National Bank in June .....			829,818.26	
Mechanics-Miscellaneous payroll for June 30 charged by Business Office in June but not included in outstanding check total .....			1,412,319.78	2,242,500.48
Cash Balance, per University Records, June 30, 1969 .....				<u>\$3,764,361.86</u>
<b>*Miscellaneous Accounts Consisting of the following:</b>				
Midland National Bank (Navy Pool Account) .....			\$118,538.56	
First National Bank, Minneapolis, St. Anthony Falls Office .....			100,000.00	
Northwestern National Bank, Minneapolis, Federal Funds .....			190,665.00	
University National Bank, Minneapolis .....			200,000.00	
First National Bank, St. Paul .....			200,000.00	
First American National Bank, Duluth .....			50,000.00	
Northern City National Bank, Duluth .....			75,000.00	
First National Bank, Austin .....			25,000.00	
Total Miscellaneous Accounts .....			<u>\$577,873.56</u>	
<b>Cash Balances, per University Records, June 30, 1969</b> <b>(See Balance Sheet, Schedule A)</b>				
<b>Current Funds:</b>				
General Maintenance and Operations Funds .....			\$12,283,422.27	
Federal Funds .....			79,069.93	
Special State Funds .....			2,069,442.05	
University Services Funds .....			5,620,790.23	
Other Current Funds .....			7,152,102.05	
				\$27,204,826.53
<b>Plant Funds:</b>				
General Maintenance and Operations Fund .....			\$5,259,759.38	
Federal Funds .....			1,746,516.24	
Special State Funds .....			9,854,318.78	
University Services Funds .....			5,658,164.64	
Other Plant Funds .....			3,053,935.34	
				22,079,661.90
Loan Funds .....				1,175,979.54
Endowment Funds .....				750,140.08
Agency Funds .....				4,126.56
Total Cash and Investments .....				\$51,214,734.61
Less Temporary Investments .....				47,450,372.75
Cash Balances, per University Records, June 30, 1969 .....				<u>\$3,764,361.86</u>

**NOTES AND BONDS PAYABLE — OUTSTANDING**  
**June 30, 1969**

**EXHIBIT I**

	Rate	Interest Paid 1968-69	Original Principal	Principal Paid 1968-69	Principal Paid To Date	Principal Outstanding June 30, 1969
<b>PLANT FUNDS</b>						
St. Paul Campus Union Building .....	2½%	\$ 2,009.70	\$ 399,999.99	\$ 164,269.17	\$ 399,999.99	
Notes dated December 30, 1958.						
Quarterly payments totaling \$8,015.19						
(annual \$32,060.76) includes principal and interest.						
Payments quarterly over a 10-year period with a balloon payment of \$158,263.71 on December 30, 1968.						
Payment dates: March 30, June 30, September 30, and December 30.						
Health Service Addition .....	2%	4,256.88	540,000.00	163,047.93	540,000.00	
Notes dated September 30, 1959.						
Quarterly payment of principal and interest totaling \$11,112.27						
Payment dates: June 30, September 30, December 31, and March 31.						
Minneapolis Dormitory Revenue Bonds of 1956 .....	2¾%	69,850.00	3,029,000.00	60,000.00	519,000.00	2,510,000.00
Bonds dated September 1, 1956 (registered).						
Due: Annual installments 1959-1996.						
Bond Holder: United States of America Housing and Home Finance Administration.						
Type: Callable, all or portion, on interest date without premium while held by this agency.						
Interest payment dates: March 1 and September 1.						
St. Paul Apartment and Dormitory Revenue Bonds of 1956 .....	2¾%	45,650.00	1,985,000.00	40,000.00	345,000.00	1,640,000.00
Bonds dated September 1, 1956 (registered).						
Due: Annual installments 1959-1996.						
Bond Holder: United States of America Housing and Home Finance Administration.						
Type: Callable, all or portion, on any interest date without premium while held by this agency.						
Interest payment dates: March 1 and September 1.						
Principal payment date: September 1.						
St. Paul Apartment and Minneapolis Dormitory Revenue Bonds of 1957 .....	2¾%	69,143.70	2,803,000.00	50,000.00	423,000.00	2,380,000.00
Bonds dated October 1, 1957 (registered).						
Due: Annual installments 1960-1997.						
Bond Holder: United States of America Housing and Home Finance Administration.						
Type: Callable, all or portion, on any interest date without premium while held by this agency.						
Interest payment dates: April 1 and October 1.						
Principal payment date: October 1.						
Duluth Dormitory Bonds of 1958 (Series A) .....	2¾%	3,306.25	131,000.00	2,000.00	18,000.00	113,000.00
Bonds dated January 1, 1958 (registered).						
Due: Annual installments 1961-1998.						
Bond Holder: United States of America Housing and Home Finance Administration.						
Type: Callable, all or portions on any interest date without premium while held by this agency.						
Interest payment date: January 1 and July 1.						
Principal payment date: January 1.						
Duluth Dormitory Bonds of 1958 (Series B) .....	2¾%	5,087.50	214,000.00	4,000.00	33,000.00	181,000.00
Bonds dated January 1, 1958 (registered).						
Due: Annual installments 1961-1998.						
Bond Holder: United States of America Housing and Home Finance Administration.						
Type: Callable, all or any portion, on any interest date without premium while held by this agency.						
Interest payments dates: January 1 and July 1.						
Principal payment date: January 1.						

**NOTES AND BONDS PAYABLE — OUTSTANDING**  
**June 30, 1969**

**EXHIBIT I**

	Rate	Interest Paid 1968-69	Original Principal	Principal Paid 1968-69	Principal Paid To Date	Principal Outstanding June 30, 1969
<b>Parking Lots Loan</b> .....	2¾%	2,259.18	259,998.00	27,567.90	195,136.44	64,861.56
Notes dated October 2, 1961. Quarterly payments of \$7,456.77 (annual \$29,827.08) includes principal and interest. Payments quarterly over a 10-year period. Payment dated: December 31, March 31, June 30, and September 30.						
<b>Campus Club Improvements (Air Conditioning)</b> ...	2¾%	814.20	49,998.00	3,264.84	22,438.38	27,559.62
Notes dated November 2, 1961. Quarterly payments of \$1,019.76 (annual \$4,079.04) includes principal and interest. Payments quarterly over a 10-year period. Payment dates: February 2, May 2, August 2, and November 2.						
<b>St. Paul Apartment Revenue Bonds of 1961</b> .....	3½%	38,675.00	1,105,000.00			1,105,000.00
Bonds dated April 1, 1961 (registered). Due: Annual installments 1972-2001. Bond Holder: United States of America Housing and Home Finance Administration. Type: Callable, all or portion, on any interest date without premium while held by this agency. Interest payment dates: October 1 and April 1. Principal payment date: April 1.						
<b>St. Paul Apartment Revenue Bonds of 1961</b> .....	2.85%	1,710.00	145,000.00	20,000.00	105,000.00	40,000.00
Bonds dated April 1, 1961 (Coupon). Due: Annual installments 1963-1971. Bond Holder: First National Bank of Minneapolis Type: Negotiable, serial, coupon bonds payable to bearer. Interest payment dates: April 1 and October 1. Principal payment date: April 1.						
<b>Tweed Art Gallery</b> .....	2½%		70,000.00	10,000.00	50,000.00	20,000.00
Notes dated December 16, 1963 with Mrs. Alice Tweed Touhy to be repaid in eight annual installments, 2 @ \$5,000.00 and 6 @ \$10,000.00.						
<b>Northrop Air Conditioning</b> .....	2¾%	2,062.53	150,000.00	20,000.01	79,999.98	70,000.02
Notes dated January 31, 1964 to be repaid in eight annual installments beginning September 1, 1965.						
<b>1964 Parking Ramp Loan</b> .....	2%	69,431.22	3,150,000.00	210,000.00	840,000.00	2,310,000.00
Notes dated November 2, 1964. Interest payable quarterly. Annual payments of \$210,000.00 on principal beginning November 1, 1965 with a final balloon payment of \$1,260,000.00 due on November 1, 1974.						
<b>Morris Dormitory Revenue Bonds of 1964</b> .....	3%	16,982.00	480,000.00	7,000.00	19,000.00	461,000.00
Bonds dated April 1, 1964. Due: Annual installments 1967-2004. Bond Holder: United States of America Housing and Home Finance Administration. Interest payment dates: October 1 and April 1. Principal payment date: April 1.						
<b>Duluth Dormitory Revenue Bonds of 1964</b> .....	3%	23,707.50	670,000.00	10,000.00	26,000.00	644,000.00
Bonds dated January 1, 1964. Due: Annual installments 1967-2004. Bond Holder: United States of America Housing and Home Finance Administration. Interest payment dates: July 1 and January 1. Principal payment date: January 1.						
<b>Land Purchase at Crookston</b> .....	5%	2,160.71	55,000.00	3,928.57	15,714.28	39,285.72
Contract for Deed—Henry Borgman. Annual installments to be paid on January 15, 1966 thru 1979.						

**NOTES AND BONDS PAYABLE — OUTSTANDING**  
**June 30, 1969**

**EXHIBIT I**

	Rate	Interest Paid 1968-69	Original Principal	Principal Paid 1968-69	Principal Paid To Date	Principal Outstanding June 30, 1969
<b>Parking Ramp Addition</b> .....	2¾%	4,468.65	259,998.00	26,000.01	103,999.98	155,998.02
Notes dated July 8, 1964. Quarterly interest payments. Principal repaid in ten installments beginning September 1, 1965.						
<b>Owre Hall Addition and Air Conditioning</b> .....	2⅞%	3,130.89	198,000.00	39,600.00	118,800.00	79,200.00
Notes dated June 7, 1966. Ten installments of \$19,800.00 each (annual \$39,600.00) includes principal and interest. Payment dates: June 1 and December 1.						
<b>Purchase of General Motors Storehouse Facilities Building</b> .....	3%	4,860.00	324,000.00	48,600.00	194,400.00	129,600.00
Notes dated March 1, 1966. Twenty installments of \$16,200.00 each (annual \$32,400.00) includes principal and interest. Payments semi-annual over a 10-year period. Payment dates: March 1 and September 1.						
<b>Planetarium—Duluth Campus</b> .....	2¾%	5,225.00	190,000.00			190,000.00
Note dated October 1, 1965. Quarterly payments of \$1,306.25 each (annual \$5,225.00) interest only. Principal to be repaid on or before October 1, 1975. Payment dates: January 1, April 1, July 1, and October 1.						
<b>Land Purchase at Morris</b> .....	5%	2,450.05	70,001.00	7,000.00	28,000.00	42,001.00
Contract for Deed—E. L. Johnson. Annual payment of \$7,000.00 principal only. Interest payable at 5%. Payment date: February 15, principal and interest.						
<b>Land Purchase at St. Paul</b> .....	3½%	350.00	30,000.00	10,000.00	30,000.00	
Note dated January 20, 1966. Annual payments of \$10,000.00 principal only. Interest payable at 3½%. Payment dates: January 31, 1967, 1968 and 1969.						
<b>Land Purchase at Cedar Creek</b> .....	3½%	192.50	11,000.00	5,500.00	11,000.00	
Note dated November 15, 1966. Annual payments of \$5,500.00 principal only. Interest payable at 3½%. Payment dates November 15, 1967 and November 15, 1968.						
<b>Health Service Addition and Remodeling</b> .....	3½%	13,190.61	450,000.00	45,000.00	101,250.00	348,750.00
Notes dated January 4, 1967. Quarterly payment \$3,750.00 plus interest. Payments quarterly over an 8-year period. Payment dates: January 1, April 1, July 1, and October 1.						
<b>Morris Dormitory Revenue Bonds of 1966</b> .....	3%	17,250.00	575,000.00	9,000.00	9,000.00	566,000.00
Bonds dated October 1, 1966. Due: Annual installments 1969-2006. Bond Holder: United States of America Housing and Home Finance Administration. Type: Callable, all or portion, on any interest date without premium while held by this agency. Interest payment dates: April 1 and October 1. Principal payment date: April 1.						
<b>Services Terminal Building</b> .....	5%	4,353.49	116,250.00	21,971.87	41,172.00	75,078.00
Note dated July 1, 1967. Monthly payments of \$2,193.78.						
<b>Residence Hall Complex—West Bank</b> .....	3¾%	76,535.16	2,100,000.00	52,500.00	91,875.00	2,008,125.00
Notes dated September 1, 1967. Quarterly payments of \$13,125.00 plus interest with a balloon payment of \$529,375.00 plus interest due September 1, 1977.						



**NOTES AND BONDS PAYABLE — OUTSTANDING**  
**June 30, 1969**

**EXHIBIT I**

	Rate	Interest Paid 1968-69	Original Principal	Principal Paid 1968-69	Principal Paid To Date	Principal Outstanding June 30, 1969
<b>Computer Facilities Acquisition—6600 CDC</b> .....	3¾%	17,726.25	472,700.00	94,540.00	94,540.00	378,160.00
Note dated 11/28/67. Annual payment of \$94,540.00, principal plus interest.						
<b>Campus Club Improvement Refunding Notes</b> .....	4%	3,440.52	98,300.58	32,766.84	32,766.84	65,533.74
Notes dated June 2, 1968. Quarterly principal payments of \$8,191.71 plus interest @ 4% due September 1, December 1, March 1 and June 1. Final principal payment in the amount of \$8,191.77 due June 1, 1971.						
<b>Morrill Hall Addition</b> .....	4.15%		2,400,000.00			2,400,000.00
Notes dated January 2, 1969. Nineteen installments of \$79,998.00 each (annual \$159,996.00) includes principal and interest with a balloon payment of \$880,038 due January 1, 1979. Payment dates: January 1 and July 1 beginning July 1, 1969.						
<b>Eastcliff Addition and Remodeling</b> .....	4%		70,000.00			70,000.00
Notes dated April 1, 1969. Ten annual installments of \$7,000.00 include principal and interest. Payment date April 1.						
<b>Total Plant Funds</b> .....		<u>\$510,279.49</u>	<u>\$22,602,245.57</u>	<u>\$1,187,557.14</u>	<u>\$4,488,092.89</u>	<u>\$18,114,152.68</u>
<b>LOAN FUNDS</b>						
<b>Metropolitan Bank Student Loan Fund</b> .....	2¾%	412.50	300,000.00	30,000.00	300,000.00	
Note dated October 15, 1959. Interest payable quarterly. Annual principal payments of \$15,000.00 with balloon payment of \$30,000.00 October 15, 1968. Special payments of \$15,000.00 each made July 15, 1964, and April 15, 1965.						
<b>Twin City Banks Student Loan Fund I</b> .....	2¾%	371.22	99,999.00	5,000.01	89,000.07	10,998.93
Notes dated October 16, 1961. Interest payable quarterly. Annual principal payments of \$5,000.01 due October 15, 1962 to October 15, 1970, with balance of \$54,998.91 due October 15, 1971. Prepayment privileges in multiples of \$2,000 on each interest date.						
<b>Twin City Banks Student Loan Fund II</b> .....	2¾%	485.64	99,999.00	5,000.01	84,000.06	15,998.94
Notes dated October 15, 1962. Interest payable quarterly. Annual principal payments of \$5,000.01 due October 15, 1963 to October 15, 1971 with balance of \$54,999.45 due October 15, 1972. Prepayment privileges in multiples of \$2,000 on each interest date.						
<b>Total Loan Funds</b> .....		<u>\$ 1,269.36</u>	<u>\$ 499,998.00</u>	<u>\$ 40,000.02</u>	<u>\$ 473,000.13</u>	<u>\$ 26,997.87</u>
<b>Grand Total</b> .....		<u>\$511,548.85</u>	<u>\$23,102,243.57</u>	<u>\$1,227,557.16</u>	<u>\$4,961,093.02</u>	<u>\$18,141,150.55</u>