



UNIVERSITY OF MINNESOTA

Financial Report . . . June 30, 1965



UNIVERSITY OF MINNESOTA

FINANCIAL REPORT

for the

Year ended June 30, 1965

LAURENCE R. LUNDEN

Vice President, Business Administration



PUBLISHED BY THE UNIVERSITY OF MINNESOTA

MINNEAPOLIS, MINNESOTA

December 1965

Dr. O. Meredith Wilson
President
University of Minnesota


Dear Dr. Wilson:

I am pleased to submit herewith the "Financial Report" of the University of Minnesota for the year ending June 30, 1965.

The records and accounts of the University from which this Report is made and with which it is reconciled are maintained in accordance with the general principles recommended in College and University Business Administration.

The accounts of the University are audited on a regular basis by the Public Examiner of the State of Minnesota whose report is transmitted to the Regents, the administration, and to appropriate state officials.

Respectfully submitted,


Vice President

L. R. Lunden:dg

THE BOARD OF REGENTS

	Date of First Appointment	Date Term Expires
Daniel C. Gainey, Owatonna	1939	1967
Bjarne E. Grottum, Jackson	1961	1967
Albert V. Hartl, Fergus Falls	1965	1969
Robert E. Hess, White Bear Lake	1959	1967
Marjorie J. Howard, Excelsior	1953	1971
Fred J. Hughes, St. Cloud	1961	1969
L. A. Malkerson, Minneapolis	1951	1971
Charles W. Mayo, Rochester	1951	1971
William K. Montague, Duluth	1963	1969
George W. Rauenhorst, Olivia	1965	1971
Otto A. Silha, Edina	1961	1969
Herman F. Skyberg, Fisher	1949	1967

OFFICERS OF THE BOARD

O. Meredith Wilson	President
Charles W. Mayo	First Vice President
Marjorie J. Howard	Second Vice President
Laurence R. Lunden	Secretary
Clinton T. Johnson	Treasurer
Sterling B. Garrison	Assistant Secretary

BUSINESS ADMINISTRATION

Laurence R. Lunden	Vice President, Business Administration
Clinton T. Johnson	Assistant Vice President, Business Administration
Roy V. Lund	Assistant Vice President and Director of Plant Services
Sterling B. Garrison	Assistant to the Vice President, Business Administration
Clifford S. Plank	Controller
Alfred H. Cheese	Chief Accountant
Ray F. Archer	Director of Insurance and Retirement
C. Luverne Carlson	Director of University Services
Frank Pieper	Director of Civil Service Personnel
Harold D. Smith	Director of Bookstores

The Year in Brief



Of all the capital investments made by the people of Minnesota through their legislature, the support of the University has been one of the most important. Through the instruction of the state's young men and women, through research and experimentation and through service to the public, the University has made an outstanding contribution to the health and economy of not only the State of Minnesota, but the entire country.

If the University is to continue to fulfill its mandate for leadership in this most important endeavor, it must strive continuously for the improvement of the curriculum, for the excellence of its faculty, and to provide a place for the ever growing number of high school graduates who are seeking a college education. These forces have brought the University's costs of operation to new high levels. Total current expenditures for the fiscal year ended June 30, 1965 were \$125,778,749. Of this amount \$105,967,422 was spent for general, educational and research purposes, \$18,419,737 for auxiliary enterprises and \$1,999,186 for student aid. This compared with total current expenditures in 1963-64 of \$114,230,834 of which \$95,049,790 was spent for general, educational and research purposes, \$17,293,753 for auxiliary enterprises and \$1,887,291 for student aid.

In addition to the funds expended for current operating purposes, the University disbursed in excess of \$11,000,000 for the costs of the building program in the past fiscal year. This sum included the costs of additional classrooms to provide the teaching space for a mushrooming student population, additional research laboratories, hospital facilities, and student housing. The building projects approved by the State Legislature, through appropriations made in the 1961 and 1963 legislative sessions, accounted for nearly \$5,800,000, the largest share of these costs. Grants from the federal government, gifts from many generous private donors and other sources added \$3,100,000. Expansion of student housing on the Minneapolis, Duluth and Morris Campuses required an outlay of \$2,100,000. The funds for the construction of student housing were provided by the sale of revenue bonds guaranteed by the Federal Home and Housing Finance Agency.

Instruction

Instruction of the State's youth always has been the University's main function. New enrollment records were set in 1964-65 as they were each year since 1961-62. Regular day-

time enrollment for fall quarter 1964 totalled 38,403, and included students from all 87 Minnesota counties. The enrollment figures are summarized as follows:

	Resident	%	Nonresident	%	Total
Undergraduate	30,526	95.1	1,574	4.9	32,100
Graduate	3,063	48.6	3,240	51.4	6,303
TOTAL	33,589	87.5	4,814	12.5	38,403

The University serves these students by providing strong curriculums in its 15 separate

colleges. The distribution of the fall quarter 1964 enrollment was as follows:

College of Liberal Arts	12,427
Institute of Technology	3,349
General College	3,672
College of Education	2,650
Institute of Agriculture	1,950
University of Minnesota, Duluth	3,727
University of Minnesota, Morris	879
School of Business Administration	702
College of Medical Sciences:	
Medical School	565
School of Nursing	321
Other Medical School Programs	391
Law School	541
School of Dentistry:	
Dentistry	374
Dental Hygiene	88
College of Pharmacy	226
College of Veterinary Medicine	190
University College	48
Graduate School	6,303
TOTAL	38,403

In addition, the two-term summer session, which is conducted on all campuses had an

enrollment of 22,539 students, both resident and nonresident.

Academic salaries accounted for \$40,184,-287 in expenditures, and were paid to the equivalent of 4,730 full-time staff. The main support of these salaries came from the State through the General Maintenance and Operations Fund. The federal government and private donors also funded academic salaries. This support was primarily for sponsored research, budgeted research, training grants and institutes. In order to assist the academic staff and students in using their time more ef-

fectively, the University of Minnesota has a strong Civil Service staff who function in hundreds of individual job classifications. Specifications and salary ranges of the various classes are closely coordinated with the State Civil Service plan so that comparability is maintained with salaries paid to other state employees. The following table distributes, by broad general categories, the various jobs of these supporting staff members.

<i>Class</i>	<i>Amount</i>	<i>Equivalent Full-Time</i>	<i>Average Salary</i>
Clerical, Administrative, Fiscal	\$9,688,289	2,283	\$4,244
Medical, Dental and Hospital	5,654,617	1,151	4,911
Scientific	5,300,334	917	5,779
Engineering and Mechanical	3,740,012	596	6,270
Custodial and Food Service	6,260,742	1,478	4,236
Farm and Forest	557,758	102	5,459
Educational and Recreational	1,131,805	178	6,368
Student Personnel Services	458,591	70	6,581



Public Service

In addition to the education of day school collegiate students, the University of Minnesota recognizes its further obligation to the people of the state. All public universities must be willing to share their knowledge with the people in different ways. Many diversified and comprehensive programs are offered to the people of the state through the General Extension Division which serves as the state-wide campus of the University. Among these programs are the evening classes conducted in Minneapolis, St. Paul, Duluth, Robbinsdale, Morris and Rochester, in which a total of 23,868 persons were enrolled last year and a correspondence study program which served an additional 11,011 persons. The Center for Continuation Study offered 158 short courses during the year on such subjects as: "Continuation Course in Surgery," "Workshop for Elementary School Teachers," "Institute for County Highway Engineers," and "Adoption Institute." A total of 10,308 registrants attended short courses conducted by the General Extension Division in their field of interest to discuss possible solutions to common problems.

Neighborhood Seminars are another unique program of the General Extension Division. Under this program sixteen or more persons who wish to organize a study and discussion program on a subject of mutual interest request the services of a qualified instructor from the Extension Division. The group meets for approximately eight sessions in the homes of its members or in a convenient off-campus location. Each participant pays a fee to meet the cost of the seminar.

The General Extension Division also sponsors courses and workshops around the state in painting, drawing and other studio arts, and in art history under its Continuing Education in Art program. The Continuing Legal Education Department conducts workshops and conferences throughout the state to serve attorneys, courts and public agencies. The aim of the Continuing Education in Engineering and Science Department is to assist industry in determining its needs for training programs that can best be handled by University faculties, setting priorities, and developing programs.

Still other activities of the General Extension Division include the Labor Education Department, the World Affairs Center, Radio and Television, the Municipal Reference Bureau, the Audio-Visual Extension Service and the Drama Advisory Service.

To help serve the State's needs in agriculture, the County and Home Demonstration Agents of the Agricultural Extension Service carried the latest developments and techniques in agriculture and home economics into each local area and recommended their application as best suited that local need. To supplement the services of the County Agents and the Home Demonstration Agents, the Agricultural Extension Service distributed 1,523,000 bulletins on many diversified subjects to interested individuals throughout the state.

Support to perform the many public service functions comes not only from the State Legislature and numerous federal grants and appropriations, but also from foundations, indus-


trial concerns, and individuals. A substantial grant was received from the Louis W. and Maud Hill Family Foundation during the year to assist the General Extension Division in establishing the University of Minnesota Television College. These courses, which are broadcast over KTCA, Channel 2, are taught by the faculty and carry resident credit at the University which may be used on a degree program when a student has been admitted to a college of the University. Each course consists of two televised lectures and a lecture-discussion or laboratory session each week. During the 1964-65 year, the first year of Television College, 594 students enrolled in the six courses which were offered. On the international scene, through a Ford Foundation grant, the University is participating in a cooperative exchange program with the University of Concepcion in Chile, to assist that University in the development of its basic academic program, library services and administrative organization.

The University of Minnesota Hospitals serves as the general hospital of the state and accepts indigent patients certified by the various county welfare boards. The basic hospital care costs of these patients are shared equally by the state and the counties while the professional staff services are provided without cost. The University of Minnesota Hospitals was established in 1909 by the State Legislature not only to care for the indigent in the State, but also to furnish a means for the University of Minnesota to train students in the various fields of medical care.

The generosity and confidence of people of the state and several private groups have

been demonstrated by gifts that made possible the construction of the Mayo Memorial, the Variety Club Heart Hospital, the Masonic Memorial Hospital, Diehl Hall, the Children's Rehabilitation Center and the Veterans of Foreign Wars Research Center, as integral units in this medical complex. Other supporting units are the Psychopathic Hospital, the Rehabilitation Center, the Multiple Sclerosis Clinic and the Child Psychiatric Hospital.

The University continues to sponsor in the interest of the cultural development of the students and the community, a number of events such as the performances of the Minneapolis Symphony Orchestra, the University Theatre productions both in Scott Hall and on the Showboat stage, a series of outstanding performances by artists who appear through the Artists Course Series, and the annual series of six appearances of the Metropolitan Opera.



Student Aid

The University shares the belief that worthy and needy students should be assisted in every way possible to complete their education. Many private benefactors have helped in the accomplishment of this end by making generous contributions to scholarship and loan funds. In each case the fund is held in the name designated by the donor and used in accordance with the donor's instructions. A fund with no restrictions will usually have wider demand and greater turnover. Such funds may be given in two ways, either as an endowment to be invested with the interest earned to be used for scholarships or loans to students, or as a periodic contribution, the total donation to be used for student aid.

SCHOLARSHIPS AND FELLOWSHIPS

As of June 30, 1965, the University had approximately 185 scholarship and fellowship endowment funds in the total principal amount of \$3,702,257. In addition there were 632 funds supported by periodic contributions. The income from gifts, grants, and endowments made possible student scholarship and fellowship assistance in the amount of \$2,046,040 in 1964-65.

STUDENT LOANS

As of June 30, 1965, there were 224 separate loan funds in the total principal amount of \$4,981,307. New loans in the amount of \$2,053,075 were made during the year.

The need for student assistance through loans has increased substantially over the past ten years. In recognition of this need, the National Defense Student Loan Program was established in 1959. Through annual federal appropriations, this program has grown substantially. Loans outstanding on the National Defense Student Loan Program amounted to \$3,360,617 on June 30, 1965. During 1964-65, loans in the amount of \$1,528,697 were made. The University also is a participant in a loan program sponsored by the United Student Aid Fund, Inc. Under this program the students deal directly with member banks and the University certifies the students' registrations.

STUDENT EMPLOYMENT

On the principle of "equal pay for equal work," the University aids students wherever possible by providing many part-time jobs. Some of these jobs are assigned to needy freshman scholars who do not qualify for the very limited number of freshman scholarships available. All jobs, however, are given on the basis of application, tests, and interview with full performance expected for wages paid. The Office of Student Employment actively seeks jobs for students both on and off the campuses, and during the past fiscal year 9,192 such jobs were obtained for students. At the same time, many students held jobs which were secured for them in prior years. In addition, approximately 2,049 graduate assistants were used in teaching and research. The earnings of all students who obtained jobs through the Student Employment Office were estimated to be \$11,214,500.

Research

During the fiscal year 1964-65, there were 1,540 separately sponsored research projects in process which involved almost every college and department. The total expenditures for these efforts were \$25,286,288. Although a significant part of funds for these projects comes directly from the State through special legislative appropriation, the greatest support is through grants and contracts with the Federal Government, foundations, corporations

and individuals. It is the continued support from all of these sources as well as earnings from restricted endowments that allows the University to have a strong research program to undergird and in many instances serve as an integral part of the teaching program, particularly in the scientific and graduate fields.

It is impossible in limited space to itemize each project, but the breakdown by college or unit shows the following:

<i>College or School</i>	<i>No. of Projects</i>	<i>Expenditures</i>
College of Liberal Arts	96	\$ 752,389
Institute of Technology	385	8,010,257
Institute of Agriculture	162	3,167,759
College of Medical Sciences	685	10,188,460
College of Veterinary Medicine	58	597,939
School of Dentistry	18	193,958
Law School	2	3,860
College of Pharmacy	8	68,925
College of Education	29	423,141
Graduate School	53	1,408,971
School of Business Administration	113	168,469
University of Minnesota, Duluth	12	74,749
Other Units	19	227,411

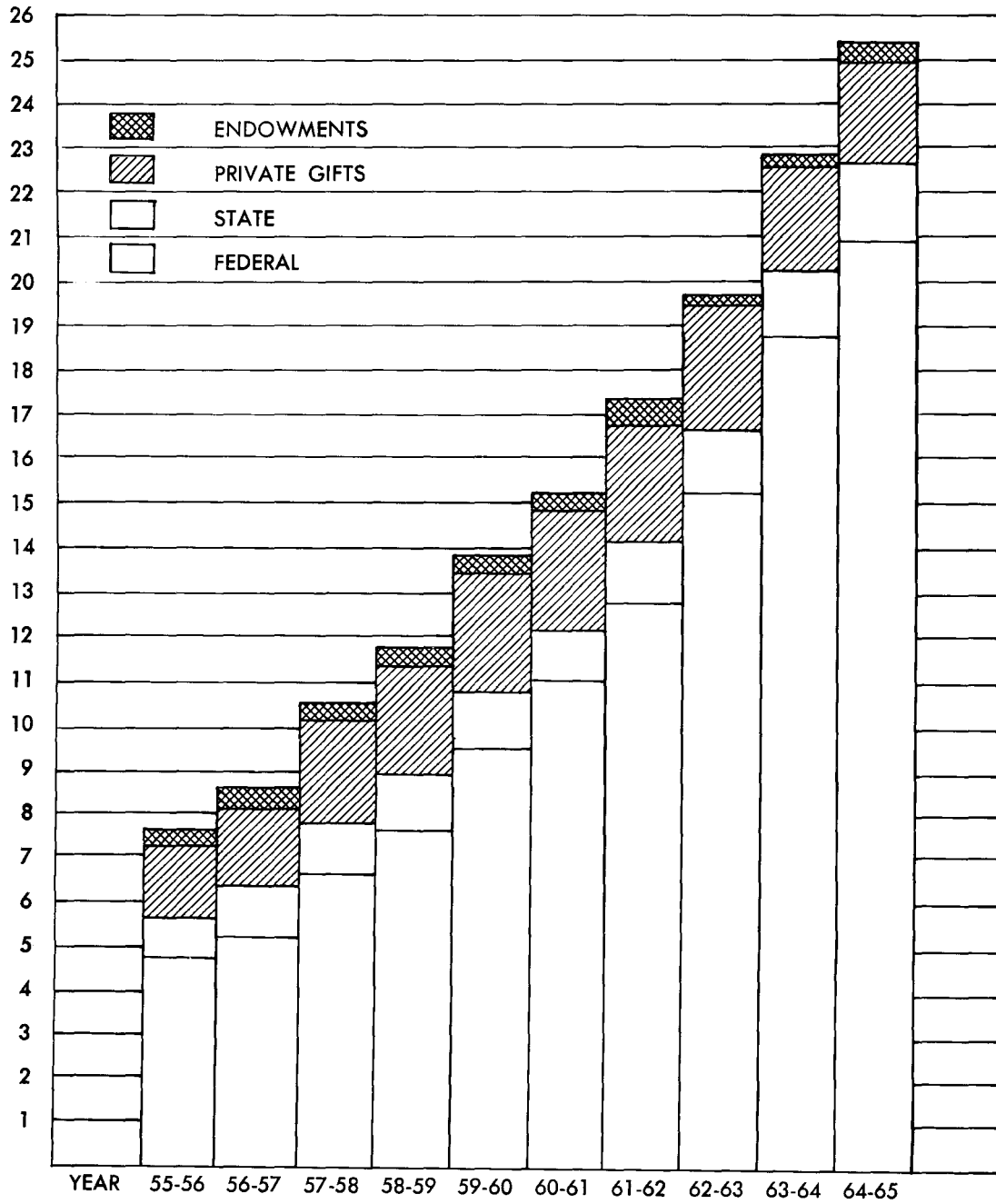
It is also interesting to note the increasing support given to research from all sources over the past ten years. The table indicates

the growth of the dollar support from the four major sources since 1954-55.

UNIVERSITY OF MINNESOTA

SUMMARY OF RESEARCH EXPENDITURES FROM ENDOWMENTS, INCOME, GIFTS AND THE STATE AND FEDERAL GOVERNMENTS

MILLIONS OF DOLLARS



Sources of Funds

FOR CURRENT OPERATIONS

General
Operations and
Maintenance Fund

Restricted
Funds

Auxiliary
Enterprise
Fund

FROM THE STATE

State Appropriation

\$33,364,149.00

For the general support of instructional, research, and administrative departments, and maintenance of instructional buildings and grounds.

Indigent Patients

\$ 4,633,894.03

Cost of the indigent patients at the University of Minnesota Hospitals—cost shared by counties.

Special Projects and Research

4,981,552.00

Includes appropriations that enable the University to perform special projects requested by various interested groups of citizens of the State such as Agricultural Extension, Beneficiation of Manganiferous Ores, General Agricultural Research, Medical Research, Psychopathic and Child Psychiatric Hospitals, Hospital Rehabilitation Center, Livestock Sanitary Board and many other programs.

STUDENT TUITION AND FEES

12,508,853.07

218,421.05

Includes collegiate, Extension Division, and Summer Session tuition and fees for all campuses.

SALES AND SERVICES

7,302,374.40

10,553,112.35

Includes hospital receipts, dental infirmary, sale of bulletins, agricultural products, receipts from the operation of University Theatre, the Cancer Detection Center and other receipts.

AUXILIARY ENTERPRISES

\$19,470,448.11

Includes income from such activities as Dormitories, Dining Halls, Married Student Housing, Printing, Laundry, University Press, Concerts and Lectures, and Health Service.

FEDERAL GOVERNMENT

Instruction, Agricultural Research and Extension.

3,502,548.65

Sponsored Research, Training Programs and Institutes and Other Projects.

22,688,141.84

CORPORATIONS, FOUNDATIONS, INDIVIDUALS AND OTHER

8,260,416.03

Gifts, Grants and Research Contracts and income from Endowment.

INTERCOLLEGIATE ATHLETICS

1,496,963.54

Includes Duluth and Morris.

Totals

\$53,175,376.47

\$54,838,085.95

\$20,967,411.65

Uses of Funds

FOR CURRENT OPERATIONS

	General Operations and Maintenance Fund	Restricted Funds	Auxiliary Enterprise Fund
ADMINISTRATION	\$ 1,805,498.31	\$ 214,978.78	
The expenses of the offices of the President, the Vice Presidents, the Business Office, the Office of Civil Service Personnel, the Storehouses and other general administrative offices.			
GENERAL EXPENSE	6,819,977.36	145,180.56	
The expenses of the offices of the Dean of Students and Admissions and Records, the cost of staff insurance and retirement, inter-campus bus, truck service, general bulletins and publications, convocations, and other services of a general expense character.			
INSTRUCTION AND DEPARTMENT RESEARCH	26,329,915.18	7,099,541.61	\$ 147,572.78
The expense of college instruction and departmental research, including instructional trust funds.			
LIBRARIES	1,919,065.09	73,061.63	
ORGANIZED ACTIVITIES RELATING TO INSTRUCTIONAL DEPARTMENTS	1,218,269.84	13,810,462.39	
Includes the cost of operating University Hospitals, University High School, University Elementary School, the University Theatre and other related activities.			
EXTENSION AND PUBLIC SERVICES	3,731,183.79	6,317,395.98	787.80
Includes activities such as the General Extension Division, Agricultural Extension, Museum of Natural History.			
BUDGETED AND SPONSORED RESEARCH	2,292,843.29	25,734,836.19	
Includes the Agricultural Experiment Stations, the Mines Experiment Station, and all sponsored research.			
PHYSICAL PLANT OPERATIONS	7,397,520.58	65.32	301,669.07
The expenses of maintaining and operating the buildings and other improvements on all campuses.			
AUXILIARY ENTERPRISES		24,990.32	18,394,747.09
Includes expenditures for such activities as Dormitories, Dining Halls, Married Student Housing, Printing, Laundry, University Press, and Health Service.			
STUDENT AID		1,999,185.74	
Includes Fellowships, Scholarships and Prizes.			
TRANSFERS, INCREASE IN OBLIGATIONS, AND OTHER ADJUSTMENTS	1,661,103.03	581,612.57	2,122,634.91
Totals	<u>\$53,175,376.47</u>	<u>\$54,838,085.95</u>	<u>\$20,967,411.65</u>

Services to Students

To serve the ever increasing number of students living away from home, the University's residence halls are attempting to keep

pace with the demand for living space on and near the campuses. In its several types of student housing the University had the following space available as of June 30, 1965.

	<i>Minneapolis and</i>			
	<i>St. Paul</i>	<i>Duluth</i>	<i>Morris</i>	<i>Total</i>
Men's Residence Halls	2,370	138	172	2,680
Women's Residence Halls	1,417	117	150	1,681
Temporary Married Student Housing	132			132
Permanent Married Student Housing	362			362
Graduate Student Family Apartments	38			38

An interesting note is that 68 percent of the Permanent Married Student Housing was assigned to students who had already earned at least an undergraduate degree.

Additional residence hall space will become available in the near future. At Duluth, a residence hall for 200 students will be completed by fall quarter of 1965. The new Morris residence hall will house 120 students beginning with the winter quarter of 1966. An addition to Sanford Hall will provide 264 new spaces for the fall quarter of 1966. Long range plans call for the housing of 2,500 men and women in a new residence hall complex on the Minneapolis Campus, West Bank.

To ease the relocation problems of new faculty, the University built the new Pillsbury Court consisting of 48 apartment units. These

units are available to new faculty until they can arrange for permanent housing.

Food Service units are operated on the various campuses to serve the students, staff and campus visitors. The University operates eight bookstores on its campuses to serve the book and supply needs of the students and staff. Also operated for the convenience of other University departments are such central services as the University Laundry, Printing Department, Central Duplicating and Addressograph Service, Food Stores, Milk and Cream Department, Audio-Visual Education Service, Photographic Laboratories and the Bindery Department. The residence halls, food services, bookstores and other services are expected to be self-supporting, paying all costs including utilities, depreciation and space use.

Endowments

On June 30, 1965, the total endowment of the University had a book value of \$70,759,766 compared with \$69,679,823 at the end of the previous year. Gifts to 19 new funds and additions to existing funds, plus gains on sales of securities and other adjustments accounted for the increases.

The largest single endowment is the Permanent University Fund, which had a book value of \$46,798,978 on June 30, 1965. The most significant source of principal accretion to the Fund since it was established has been a sharing in the 10% occupational tax on iron ore. However, this revenue by constitutional amendment in 1959 is now credited to the State General Revenue Fund, and becomes a part of the annual appropriation to the University. Additions to the Fund still continue to be made from the sale of land appropriated by the United States government and from iron ore royalties. The Legislature, effective July 1, 1963, transferred custody of the Permanent University Fund from the State Board of Investment to the Board of Regents of the University of Minnesota. The investment policy of the fund, except for a few constitutional limitations, is the same as is used in the investment of other endowments administered by the Board of Regents. The income of the fund is credited to the General Operations and Maintenance Fund of the University and

reduces the amount required from general revenue funds.

Also included in the Endowment are numerous gifts to the University by corporations, foundations, individuals and groups, the income of which is to be used to support a variety of research projects, student aid and other educational purposes. The majority of these gifts are pooled and invested in a single Group Investment Fund. The 341 funds which participated as of June 30, 1965 had a book value of \$20,225,995 and a market value of \$25,834,591. The earned income of the Fund is distributed to the participants each June 30. The profits on sales of securities and undistributed earned income are accumulated in a reserve and are reinvested to improve the income of the Fund's participants.

In addition to those which participate in the Group Investment Pool, the University has 24 funds which are separately invested. The book value of these was \$2,846,512 on June 30, 1965. Also included in the Endowment and having a book value of \$888,287 on June 30, 1965, are six funds held in trust by local financial institutions.

The general investment policy of the University is determined by the Board of Regents which in turn approves all security transactions.

INDEX OF SCHEDULES

	Page
Exhibit A—Balance Sheet	2
Exhibit B—Summary of Current Funds	6
Schedule B-1—Summary of Income	7
Schedule B-2—Summary of Expenditures	8
Schedule B-3—Summary of Expenditures (by object)	9
Schedule B-4—Statement of Expenditures—Current Funds	10
Schedule B-5—Statement of Income and Expenditures—Auxiliary Enterprises	22
Schedule B-6—Statement of Intercollegiate Athletics Fund	24
Schedule B-7—Current Expenditures—Salaries and Wages	26
Schedule B-8—Summary Statement of Current Funds—Federal Appropriations	28
Schedule B-9—Summary of Statement of Current Funds—Special State Appropriations	28
Exhibit C—Statement of Loan Funds	30
Exhibit D—Statement of Endowment Funds	38
Schedule D-1—Summary of Endowment Funds	54
Schedule D-2—Summary of Assets—Permanent University Fund	54
Exhibit E—Summary Statement of Plant Funds	55
Schedule E-1—Summary of Plant Fund Accounts	55
Schedule E-2—Plant Funds—Operating Accounts	56
Schedule E-3—Plant Funds—Anticipated Income	65
Schedule E-4—Plant Funds—Sinking Funds and Reserves	67
Exhibit F—Statement of Investment in Plant	68
Schedule F-1—Summary of Inventory—Land	68
Schedule F-2—Summary of Assets—Buildings	69
Schedule F-3—Summary of Assets—Other Permanent Improvements	69
Schedule F-4—Summary of Assets—Equipment	70
Schedule F-5—Summary of Assets—Museums and Collections	71
Schedule F-6—Summary of Assets—Library and Reference Books	72
Schedule F-7—Summary of Assets—Livestock	72
Exhibit G—Statement of Agency Funds	73
Exhibit H—Cash and Bank Reconciliation	74
Exhibit I—Notes and Bonds Payable Outstanding	75

BALANCE SHEET

ASSETS

June 30, 1965

EXHIBIT A

Current Funds	
General Operations and Maintenance Fund	
Cash and Temporary Investments	\$ 7,893,673.90
Contingent Fund	130,000.00
Stores and Postage Inventory	150,000.00
Income Receivable — Permanent University Fund	<u>49,739.71</u>
	\$ 8,223,413.61
 Restricted Funds	
Cash and Temporary Investments	\$11,663,544.79
Contingent Fund	25,000.00
Cash in Foreign Currency	21,076.99
Stores and Postage Inventory	22,456.03
Accounts Receivable — Hospital Reimbursements	1,300,136.38
Jobs in Process	<u>365,545.45</u>
	13,397,759.64
 Auxiliary Enterprise Funds	
Cash and Temporary Investments	\$ 3,157,241.84
Contingent Fund	25,000.00
Accounts Receivable	
General	1,167,924.91
Student Activities	7,915.46
Stores and Postage Inventories	439,088.82
Insurance Premium Deposits	<u>406,798.22</u>
	5,203,969.25
 Total Current Funds	 <u>\$26,825,142.50</u>

BALANCE SHEET LIABILITIES AND FUNDS

June 30, 1965

EXHIBIT A

Current Funds

General Operations and Maintenance Fund

Deferred Income		\$ 946,854.78	
Reserves			
Open Requisitions	\$2,275,482.89		
Open Authorizations	4,600,689.01		
Stores and Contingent Fund	280,000.00		
Contingent Liability — Research Contracts	9,437.96		
Fee Refund	464.81		
		7,166,074.67	
Unobligated Allotments		107,742.96	
Unallotted		2,741.20	
			\$ 8,223,413.61

Restricted Funds

Reserves			
Open Requisitions	\$4,332,444.58		
Open Authorizations	1,001,918.38		
Reserve for Contingent Fund	25,000.00		
Student Deposits and Revolving Accounts	7,923.46		
Insurance Premium and OASI Deposits	858,357.24		
State and Federal Withholding Taxes Payable	824,045.46		
Navy Special Pool Account	59,988.82		
Navy Advanced Payment Account	212,906.17		
National Science Foundation — Advanced Payment Account	1.00		
U. S. Public Health Service — Advanced Payment Account	403,870.38		
Deferred Income — Purchase Discounts	1.69		
		\$7,726,451.80	
Accounts Payable		10,209.80	
Unobligated Allotments		5,609,518.99	
Unallotted		30,502.06	
Foreign Funds		21,076.99	
			13,397,759.64

Auxiliary Enterprise Funds

Deferred Income		\$ 320,382.22	
Reserves			
Open Requisitions	\$ 516,808.97		
Open Authorizations	490,983.84		
Stores and Contingent Fund	488,787.28		
Student Deposits and Revolving Accounts	38,679.27		
Insurance Premium	143,626.12		
Equipment Replacement — Numerical Analysis Center	52,269.00		
		1,731,154.48	
Unobligated Allotments		2,374,333.60	
Unallotted		778,098.95	
			5,203,969.25

Total Current Funds		\$26,825,142.50	
---------------------------	--	-----------------	--

BALANCE SHEET

ASSETS

June 30, 1965

EXHIBIT A

Loan Funds		
Cash and Temporary Investments		\$ 860,368.41
Notes Receivable		4,981,307.48
Collateral At Bank		<u>22,000.00</u>
Total Loan Funds		<u>\$ 5,863,675.89</u>
Endowment Funds		
Permanent University Fund		
Cash		\$ 628,054.99
Investments	\$46,491,717.53	
Unamortized Premiums	<u>117,781.45</u>	
	\$46,609,498.98	
Less Unamortized Discounts	<u>438,576.05</u>	<u>46,170,922.93</u>
Total Permanent University Fund		\$ 46,798,977.92
Other Endowment Funds		
Cash		\$ 658,487.65
Investments		
Securities	\$22,015,983.95	
Unamortized Premiums	43,489.74	
Real Estate	\$499,546.00	
Less Mortgage - Alworth Property	<u>145,000.00</u>	<u>354,546.00</u>
Total Investments		22,414,019.69
Funds in Trust		<u>888,281.24</u>
Total Other Endowment Funds		23,960,788.58
Total Endowment Funds		<u>\$ 70,759,766.50</u>
Agency Funds		
Cash		\$ 1,506.89
Investments		
Securities	\$ 139,073.37	
Equipment and Books	<u>10,475.00</u>	<u>149,548.37</u>
Total Agency Funds		<u>\$ 151,055.26</u>
Plant Funds		
Unexpended		
Cash and Temporary Investments		\$17,368,233.24
Land - Earle Brown Property		1.00
Anticipated Income		
University	\$14,232,359.51	
Tax Collections	104,300.00	
Endowments and Gift Funds	1,653,624.64	
Public Agencies	<u>8,975,146.62</u>	24,965,430.77
Sinking Funds		<u>1,125,027.25</u>
Total Plant Funds		<u>\$ 43,458,692.26</u>
Invested In Plant		
Land		\$12,840,302.30
Buildings		143,890,110.55
Improvements Other Than Buildings		7,977,603.77
Equipment		50,014,917.41
Museum Collections		2,220,753.33
Library and Reference Books		11,259,498.78
Livestock		<u>358,266.39</u>
Total Invested in Plant		<u>\$228,561,452.53</u>

NOTE: Amount shown as "Cash and Temporary Investments" in the attached Balance Sheet represent the respective equities of the several funds available for investment in an undivided cash and securities pool, which at June 30, 1965 comprise the following:

Cash on Hand on Deposit (Current, Plant & Loan Funds)		\$ 2,737,844.77
Temporary Investments:		
Securities of the United States		
Government and its agencies	\$12,614,131.06	
Commercial Paper	9,771,824.56	
Other	<u>15,819,261.79</u>	<u>38,205,217.41</u>
		<u>\$ 40,943,062.18</u>

BALANCE SHEET LIABILITIES AND FUNDS

June 30, 1965

EXHIBIT A

Loan Funds		
Notes Payable — Bank Loans	\$ 186,997.95	
Loan Funds	5,674,177.94	
Loan Fund Reserve	<u>2,500.00</u>	
Total Loan Funds		<u>\$ 5,863,675.89</u>
Endowment Funds		
Permanent University Fund		
For General Purposes	\$ 48,187,604.75	
Reserve	<u>27,817.27</u>	
	\$ 48,215,422.02	
Less Unamortized Losses — U.S. Government Bonds	<u>1,416,444.10(1)</u>	
Total Permanent University Fund		\$ 46,798,977.92
Other Endowment Funds		
For Research	\$ 7,892,229.48	
For Student Aid		
Scholarships and Prizes	\$ 3,702,256.86	
Loans	<u>226,078.23</u>	3,928,335.09
Instructional Trust Funds		653,852.35
Funds Subject to Annuity		596,030.45
Operating Temporarily as an Endowment		1,271,089.54
Subject to Residual Trust Agreement		779,148.05
For Other Purposes		5,424,138.29
Reserves — Group Investments		<u>3,415,965.33</u>
Total Other Endowment Funds		<u>23,960,788.58</u>
Total Endowment Funds		<u>\$ 70,759,766.50</u>
Agency Funds		
Agency Funds	\$ 151,055.26	
Total Agency Funds		<u>\$ 151,055.26</u>
Plant Funds		
Unexpended		
Bonds Payable	\$ 9,793,000.00	
Notes Payable	5,228,402.56	
Reserves		
Open Requisitions	\$ 6,610,529.32	
Open Authorizations	4,734,821.77	
For Certificates	332,571.31	
For Sinking Fund	1,125,057.25	
Plant Funds	<u>418,084.02</u>	13,221,063.67
Unobligated Allotments		<u>15,216,226.03</u>
Total Plant Funds		<u>\$ 43,458,692.26</u>
Invested in Plant		
Net Plant Investments	<u>\$228,561,452.53</u>	
Total Invested in Plant		<u>\$228,561,452.53</u>

(1) These losses were incurred in the sale of the U.S. Government Bonds which were transferred to the University from the State. This amount will be recovered through charges to income over a period equivalent to the remaining life of the bonds sold. The bonds were sold, because, based on current investment yields, the net income (i.e. after amortization of the above losses) would be considerably enhanced.

SUMMARY OF CURRENT FUNDS

July 1, 1964 to June 30, 1965

EXHIBIT B

	Total	General Operations and Maintenance Fund	Restricted Funds	Auxiliary Enterprise Fund
Detail at Beginning of Year				
Reserves				
Encumbrances	\$ 11,411,220.17	\$ 6,283,961.00	\$ 4,436,978.08	\$ 690,281.09
Food Stores	230,000.00			230,000.00
Contingent Liability - Research Grants and Contracts	17,237.96	17,237.96		
Equipment & Replacement - Numerical Analysis Center	42,929.00			42,929.00
Unobligated Allotments	10,523,414.35	115,235.35	8,330,590.40	2,077,588.60
Unallotted Funds	405,397.73	1,653.93	21,374.06	382,369.74
Balance	\$ 22,630,199.21	\$ 6,418,088.24	\$ 12,788,942.54	\$ 3,423,168.43
Add Income				
General, Educational and Research	\$105,967,421.99	\$53,175,376.47	\$52,792,045.52	
Auxiliary Enterprises and Intercollegiate Athletics	20,967,411.65			\$20,967,411.65
Student Aid	2,046,040.43		2,046,040.43	
Total	\$128,980,874.07	\$53,175,376.47	\$54,838,085.95	\$20,967,411.65
Balance	\$151,611,073.28	\$59,593,464.71	\$67,627,028.49	\$24,390,580.08
Deduct Expenditures				
General, Educational and Research	\$105,359,825.55	\$51,514,273.44	\$53,395,522.46	\$ 450,029.65
Auxiliary Enterprises and Intercollegiate Athletics	18,419,737.41		24,990.32	18,394,747.09
Student Aid	1,999,185.74		1,999,185.74	
Total	\$125,778,748.70	\$51,514,273.44	\$55,419,698.52	\$18,844,776.74
Balance	\$ 25,832,324.58	\$ 8,079,191.27	\$12,207,329.97	\$ 5,545,803.34
Transfers				
Within Current Funds		\$ 6,021.00-	\$ 78,945.96	\$ 72,924.96-
To Plant Funds	\$ 3,257,568.32-	1,077,076.25-	1,130,116.30-	1,050,375.77-
To Endowment Funds	79,283.37-		78,062.72-	1,220.65-
To Loan Funds	103,141.22-		103,141.22-	
Income Credited to 0960-0550-00 By Transfer	571.68-		571.68-	
From Balance Sheet on Code Conversion	1,079.49			1,079.49
Transfer to 0500-0905-00 made by Journal Voucher	20,132.91			20,132.91
Total	\$ 3,419,352.19-	\$ 1,083,097.25-	\$ 1,232,945.96-	\$ 1,103,308.98-
Balance	\$ 22,412,972.39	\$ 6,996,094.02	\$10,974,384.01	\$ 4,442,494.36
Detail of Balance at End of Year				
Reserves				
Encumbrances	\$ 13,218,327.67	\$ 6,876,171.90	\$ 5,334,362.96	\$ 1,007,792.81
Food Stores	230,000.00			230,000.00
Contingent Liability - Research Contracts and Grants	9,437.96	9,437.96		
Equipment Replacement - Numerical Analysis Center	52,269.00			52,269.00
Unobligated Allotments	8,091,595.55	107,742.96	5,609,518.99	2,374,333.60
Unallotted Funds	811,342.21	2,741.20	30,502.06	778,098.95
Total	\$ 22,412,972.39	\$ 6,996,094.02	\$10,974,384.01	\$ 4,442,494.36

SUMMARY OF INCOME
July 1, 1964 to June 30, 1965

SCHEDULE B-1

	Total	General Operations and Maintenance Fund	Restricted Funds	Auxiliary Enterprise Fund
1. For General, Educational and Research Purposes				
Student Fees — Tuition	\$ 12,666,666.85	\$12,448,245.80	\$ 218,421.05	
Student Course Fees	60,607.27	60,607.27		
Public Appropriations and Tax Levies				
Federal Appropriations Per Schedule B-8	3,502,548.65		3,502,548.65	
State Maintenance and Operations*	33,364,149.00	33,364,149.00		
State Special Appropriations Per Schedule B-9	9,615,446.03		9,615,446.03	
Sales and Services	17,855,486.75	7,302,374.40	10,553,112.35	
Endowments — Earnings and Miscellaneous Income	862,339.83		862,339.83	
Contracts, Gifts, and Grants — Research	19,415,186.93		19,415,186.93	
Other Current Purposes	8,624,990.68		8,624,990.68	
Total (to Exhibit B)	\$105,967,421.99	\$53,175,376.47	\$52,792,045.52	
2. For Auxiliary Enterprises and Intercollegiate Athletics				
Auxiliary Enterprises — Dormitories and Dining Halls	\$ 5,811,630.92			\$ 5,811,630.92
Auxiliary Enterprises — Student Services	7,744,190.31			7,744,190.31
Auxiliary Enterprises — General Services	5,777,806.38			5,777,806.38
Auxiliary Enterprises — Other	136,820.50			136,820.50
Intercollegiate Athletic Fund — Minneapolis	1,394,017.51			1,394,017.51
Intercollegiate Athletic Fund — Duluth	87,173.98			87,173.98
Intercollegiate Athletic Fund — Morris	15,772.05			15,772.05
Total (to Exhibit B)	\$ 20,967,411.65			\$20,967,411.65
3. For Student Aid				
Gifts and Grants	\$ 1,795,318.26		\$ 1,795,318.26	
Endowed — Earnings and Miscellaneous Income	250,722.17		250,722.17	
Total (to Exhibit B)	\$ 2,046,040.43		\$ 2,046,040.43	
Total Current Fund Income	\$128,980,874.07	\$53,175,376.47	\$54,838,085.95	\$20,967,411.65
Total Plant Fund Income	5,614,935.47	79,627.39	5,015,482.97	519,825.11
Grand Total	\$134,595,809.54	\$53,255,003.86	\$59,853,568.92	\$21,487,236.76

*Includes income from the Permanent University Fund of \$1,541,106.50

SUMMARY OF EXPENDITURES

July 1, 1964 to June 30, 1965

SCHEDULE B-2

	Total	General Operations and Maintenance Fund	Restricted Funds	Auxiliary Enterprise Fund
1. For General Educational and Research Purposes				
General Administration	\$ 2,020,477.09	\$ 1,805,498.31	\$ 214,978.78	
General Expense	6,965,157.92	6,819,977.36	145,180.56	
Instruction and Departmental Research				
College of Liberal Arts	6,289,565.77	6,205,825.40	83,740.37	
Institute of Technology	5,030,147.46	4,960,791.46	69,356.00	
Institute of Agriculture	3,101,747.20	2,909,320.89	192,426.31	
College of Medical Sciences	3,117,212.72	3,101,473.34	15,739.38	
College of Veterinary Medicine	774,975.03	772,223.37	2,751.66	
School of Dentistry	900,788.00	900,788.00		
Law School	602,837.01	602,837.01		
College of Pharmacy	284,291.49	284,291.49		
College of Education	2,002,547.82	1,670,906.07	184,433.14	\$ 147,208.61
Summer Session	1,087,594.00	1,087,594.00		
Graduate School	373,146.92	185,158.00	187,988.92	
School of Business Administration	814,216.44	810,693.94	3,522.50	
University of Minnesota, Morris	698,623.28	79,650.67	618,972.61	
University College	3,503.84	3,503.84		
General College	847,468.82	847,468.82		
University of Minnesota, Duluth	1,894,283.56	1,884,974.70	9,308.86	
Military Departments	22,414.18	22,414.18		
Instructional Trust Funds	5,731,666.03		5,731,301.86	364.17
Organized Activities Relating to Instructional Departments				
University Hospitals	14,019,494.84	752,488.20	13,267,006.64	
Others	1,009,237.39	465,781.64	543,455.75	
Extension and Public Service				
General Extension Division	2,899,262.92	2,899,262.92		
Agricultural Extension	2,886,441.15	59,921.00	2,826,520.15	
Other	4,263,663.50	771,999.87	3,490,875.83	787.80
Libraries	1,992,126.72	1,919,065.09	73,061.63	
Budgeted Research				
Agricultural Experiment Stations	3,572,727.34	1,635,666.35	1,937,060.99	
Other Budgeted Research	1,734,479.92	657,176.94	1,077,302.98	
Sponsored Research	22,720,472.22		22,720,472.22	
Physical Plant - Operations and Maintenance				
Minneapolis Campus	5,150,030.63	4,874,840.04		275,190.59
St. Paul Campus	1,341,384.89	1,341,384.89		
Duluth Campus	774,183.28	763,174.78		11,008.50
Morris Campus	149,965.84	149,965.84		
Rosemount	198,536.14	198,536.14		
Other Physical Plant	85,154.19	69,618.89	65.32	15,469.98
Total (to Exhibit B)	\$105,359,825.55	\$51,514,273.44	\$53,395,522.46	\$ 450,029.65
2. Auxiliary Enterprises and Intercollegiate Athletics				
Minneapolis Campus	\$ 14,092,894.23			\$14,092,894.23
Athletics - Minneapolis	1,109,418.14			1,109,418.14
St. Paul Campus	1,552,334.98			1,552,334.98
Duluth Campus	874,551.86			874,551.86
Athletics - Duluth	90,456.64			90,456.64
Morris Campus	361,297.12			361,297.12
Other	313,794.12			313,794.12
University Services - Trust Funds	24,990.32		\$ 24,990.32	
Total (to Exhibit B)	\$ 18,419,737.41		\$ 24,990.32	\$18,394,747.09
3. Student Aid				
Gifts and Grants	\$ 1,800,720.29		\$ 1,800,720.29	
Endowed	198,465.45		198,465.45	
Total (to Exhibit B)	\$ 1,999,185.74		\$ 1,999,185.74	
Total Current Fund Expenditures	\$125,778,748.70	\$51,514,273.44	\$55,419,698.52	\$18,844,776.74
Total Plant Fund Expenditures	11,003,912.66	831,937.28	8,076,591.57	2,095,383.81
Grand Total	<u>\$136,782,661.36</u>	<u>\$52,346,210.72</u>	<u>\$63,496,290.09</u>	<u>\$20,940,160.55</u>

SUMMARY OF EXPENDITURES

By Object

July 1, 1964 to June 30, 1965

SCHEDULE B-3

	Total	General Operations and Maintenance Fund	Restricted Funds	Auxiliary Enterprise Fund
Current Funds				
Salaries and Wages	\$ 72,976,435.36	\$37,520,566.22	\$29,067,684.50	\$ 6,388,184.64
Supplies and Expense	46,666,287.45	11,595,275.39	23,031,753.97	12,039,258.09
Equipment	5,475,366.85	2,044,807.21	3,089,770.48	340,789.16
Buildings	446,722.63	189,016.37	211,176.99	46,529.27
Improvements	176,326.15	128,006.38	19,308.83	29,010.94
Land	37,610.26	36,601.87	3.75	1,004.64
Total Current Funds	\$125,778,748.70	\$51,514,273.44	\$55,419,698.52	\$18,844,776.74
Plant Funds (Schedule E-1)				
Salaries	\$ 3,890.30	\$ 345.96	\$ 3,544.34	
Supplies and Expense	1,179,074.25	130,931.05	956,806.22	\$ 91,336.98
Equipment	372,389.66	139,673.96	134,932.21	97,783.49
Buildings	8,374,412.12	354,687.24	6,445,850.31	1,573,874.57
Improvements	328,555.19	6,373.32	266,413.04	55,768.83
Land	745,591.14	199,925.75	269,045.45	276,619.94
Total Plant Funds	\$ 11,003,912.66	\$ 831,937.28	\$ 8,076,591.57	\$ 2,095,383.81
Grand Total	<u>\$136,782,661.36</u>	<u>\$52,346,210.72</u>	<u>\$63,496,290.09</u>	<u>\$20,940,160.55</u>

STATEMENT OF EXPENDITURES – CURRENT FUNDS

July 1, 1964 to June 30, 1965

SCHEDULE B-4

Dept. No.	Total	Salaries and Wages	Supplies and Expenses	Equipment	Buildings and Improvements
General Administration					
0100-1100	Board of Regents	\$ 34,857.41	\$ 14,089.54	\$ 18,839.99	\$ 1,927.88
0100-1101	Office of the President	109,077.80	101,024.28	7,229.03	824.49
0100-1102	Office of the Vice-President – Academic Administration	85,846.57	80,839.98	3,493.39	1,513.20
0100-1103	Office of the Vice-President – Business Administration	70,852.51	70,251.96	444.13	156.42
0100-1104	Business Office	474,566.63	413,438.29	40,272.91	20,855.43
0950-1104	Business Office – Investment Income	15.20		15.20	
0100-1105	Office of Civil Service Personnel	324,490.09	252,970.28	45,075.30	26,331.81
0100-1106	Office of the Treasurer	14,540.78	14,179.05	357.98	3.75
0100-1107	Office of the University Attorney	40,729.77	37,643.76	2,375.06	705.95
0100-1108	Purchasing	81,352.59	75,504.46	5,118.13	730.00
0100-1109	General Storehouse	110,302.13	101,938.23	4,389.25	3,974.65
0100-1110	Chemical Storehouse	66,484.98	63,951.10	2,117.88	416.00
0100-1111	University Services	19,325.25	18,033.36	1,285.64	6.25
0100-1112	Department of Insurance and Retirement	51,798.77	47,461.42	1,780.35	2,557.00
0100-1113	Office of the Vice-President for Educational Relationships and Development	127,503.92	90,511.82	33,612.32	3,379.78
0940-1113	Fred B. Snyder – Greater University Fund	16,333.09		15,679.05	654.04
0950-1115	Research Contracts Service Costs	136,300.30	122,530.15	13,147.80	622.35
0960-1116	Investment Overhead	62,330.19	30,259.50	31,794.61	276.08
0100-1117	Data Processing Center	193,769.11	127,421.40	61,782.12	4,565.59
	Total	\$ 2,020,477.09	\$ 1,662,048.58	\$ 288,810.14	\$ 69,500.67
				\$ 117.70	
General Expense – Student Services					
0100-1200	Dean of Students	\$ 1,029,925.37	\$ 918,768.56	\$ 92,052.76	\$ 19,085.55
0100-1201	Admissions and Records	577,937.72	528,409.16	40,757.15	8,594.52
0100-1202	Inter Campus Bus	144,557.70	9,232.21	135,325.49	
0100-1203	Placement Inquiries Clearance Office	4,185.36	3,917.92	267.44	
0100-1204	Army, Air Force and Navy Storeroom	12,981.02	12,677.98	303.04	
0100-1205	Office of Admissions and Records – St. Paul	52,411.68	48,110.87	3,681.65	461.50
0100-1206	Office of Student Personnel Services – Duluth	165,576.05	149,971.01	14,746.41	858.63
0100-1207	Transportation – Duluth	3,600.00		3,600.00	
0100-1208	Student Personnel Office	92,301.65	90,459.98	1,677.77	163.90
0306-1209	Student Services – Morris	63,521.53	57,364.91	5,952.12	204.50
0100-1210	Identification System	22,555.05	11,031.47	9,399.68	2,123.90
0930-1211	Alumni Fund Nursing Student Services	393.26		393.26	
General Expense – Staff Benefits					
0100-1300	Staff Insurance and Retirement	1,036,838.85		1,036,838.85	
0100-1301	Workmen's Compensation Claims	26,548.34		26,548.34	
0100-1302	Unemployment Compensation Claims	24,437.96		24,437.96	
0100-1303	Staff Housing Bureau	5,389.00	4,800.00	589.00	
0100-1304	Retirement Allowances	243,199.96	259,027.96	15,828.00–	
0910-1304	Carnegie Foundation Retirement Allowance	26,707.50	26,707.50		
0950-1304	Retirement Allowance – Special	18,508.92	18,508.92		
0100-1305	State Employees Retirement Costs	656,549.60		656,549.60	
0100-1306	Old Age and Survivors Insurance Costs	829,845.94		829,845.94	
0100-1307	Staff Travel Insurance	4,300.00		4,300.00	
General Expense – Other					
0100-1400	Office of the Field Auditor	28,416.23	28,546.95	142.72–	12.00
0100-1401	Department of Alumni Relations	77,592.54	44,451.72	33,069.35	71.47
0100-1402	Department of University Relations	176,700.58	100,492.52	66,240.34	9,967.72
0100-1403	Glassblowing Shop	70,026.62	30,765.32	28,688.66	4,060.08
0100-1404	Scientific Apparatus Repair Shop	104,017.96	80,466.82	21,510.97	2,040.17
0100-1405	Truck Service	165,878.68	64,472.93	63,502.65	37,903.10
0100-1406	Convocations	27,408.71	6,299.66	21,109.05	
0100-1407	Bulletins and Annual Reports	168,337.52		168,337.52	
0100-1409	University Address Book & Publications	42,333.54	9,285.15	33,048.39	
0100-1410	Post Office and Campus Mail	26,612.50	25,996.04	553.17	63.29
0100-1411	Motor Vehicle Insurance	19,190.28		19,190.28	
0100-1412	University Press Publications	43,379.00		43,379.00	
0100-1413	Department of Police	223,552.11	206,494.67	14,202.66	2,854.78
0100-1414	Minnesota Alumni Fund	27,152.79	10,368.22	16,724.57	60.00
0100-1416	General Expense	114,314.47		114,236.01	78.46
0100-1417	News Service – Duluth	26,677.37	25,338.00	1,325.57	13.80
0100-1418	Radiation and Environmental Health	88,794.47	65,908.64	22,360.85	524.98

STATEMENT OF EXPENDITURES – CURRENT FUNDS
July 1, 1964 to June 30, 1965

SCHEDULE B-4

Dept. No.	Total	Salaries and Wages	Supplies and Expenses	Equipment	Buildings and Improvements	
0100-1419	Photo Laboratory – St. Paul	\$ 9,733.29	\$ 7,037.04	\$ 503.80	\$ 1,135.45	\$ 1,057.00
0100-1420	Audio-Visual Education Service – Support ..	94,779.32	78,020.91	9,797.84	6,960.57	
0930-1420	Audio-Visual Education Services Fund	9,963.58		9,963.58		
0100-1421	Scientific Computing Laboratory	83,957.39	78,366.37	5,591.02		
0910-1422	Minnesota Medical Foundation Executive Office Account	20,279.59	17,104.08	3,175.51		
0100-1424	Cedar Creek Natural History Area	9,397.76	5,196.00	4,201.76		
0100-1427	University of Minnesota Foundation					
0100-1428	Research Costs – Emergencies and Contingencies	14,074.14	5,627.36	7,713.05	733.73	
0100-1429	Scientific Equipment Program, Physics – Matching	608.08		140.00	468.08	
0308-1431	Liaison Committee	5,806.18		5,806.18		
0100-1432	General Classroom Equipment	4,092.80		4,092.80		
0100-1433	Scientific Equipment Program – Chemistry – U.M.D. – Matching	445.06			445.06	
0100-1434	Statistical Center – Support	6,480.00	6,359.00	121.00		
0100-1435	Scientific Equipment Program – Aero- nautical Engineering – Matching Funds ..	15,250.14		641.36	14,608.78	
0100-1436	Scientific Equipment Program – Electrical Engineering – Matching Funds	8,525.78		142.48	8,383.30	
0100-1437	Office of International Programs	72,277.54	59,137.49	4,831.35	7,913.99	394.71
0100-1438	Acquisition of Electron Microprobe – Matching Funds	91,100.00			91,100.00	
0100-1439	Northwest School Program Planning Committee	208.05		208.05		
0100-1440	Printing Coordinator – Support	8,004.00	8,004.00			
0100-1441	Undergraduate Instructional Scientific Equipment Program – Forestry – Matching Funds	2,667.44		216.00	2,451.44	
0100-1442	Undergraduate Instructional Scientific Equipment Program – Social Science – Morris – Matching Funds	2,278.28		1,196.79	1,081.49	
0100-1443	Undergraduate Instructional Scientific Equipment Program – Biology – Duluth – Matching Funds	6,057.52		72.37	5,985.15	
0100-1444	Undergraduate Instructional Scientific Equipment Program – Chemistry – Matching Funds	14,322.59		980.25	13,342.34	
0100-1446	Undergraduate Instructional Scientific Equipment Program – Zoology – Matching Funds	12,191.56		5.40	12,186.16	
	Total – All General Expense Items ...	\$ 6,965,157.92	\$ 3,102,727.34	\$ 3,598,175.37	\$ 255,937.89	\$ 8,317.32

Instruction and Departmental Research

College of Liberal Arts

0100-2000	Administration	\$ 459,273.63	\$ 379,107.56	\$ 61,204.30	\$ 18,656.27	\$ 305.50
0100-2001	Anthropology	125,485.14	114,200.68	10,102.77	1,181.69	
0100-2003	Botany	236,738.01	218,120.46	11,341.65	7,275.90	
0100-2004	Classics	83,945.09	81,956.78	1,063.46	924.85	
0100-2005	Economics	305,689.07	297,096.40	6,945.44	1,583.25	63.98
0100-2006	English	681,256.16	676,133.56	108.33	5,230.93	
0207-2006	English – Morrill Nelson Fund	3,481.00	3,300.12	180.88		
0210-2006	English – Bankhead Jones Fund	38,374.75	36,465.30	1,909.45		
0100-2007	Art	350,673.57	309,312.18	37,088.57	4,272.82	
0100-2008	Geography	151,036.53	137,058.77	8,605.84	5,134.55	237.37
0100-2011	German	158,555.41	156,375.06	1,165.68	1,014.67	
0100-2012	Language Laboratory	17,512.35	16,134.10	1,378.25		
0100-2013	History	399,383.68	380,229.77	15,773.20	3,380.71	
0100-2014	School of Journalism	202,869.29	186,891.15	11,277.26	4,700.88	
0400-2014	School of Journalism – Wm. I. Murphy Endowment	41,884.62	33,565.56	6,446.31	1,872.75	
0100-2015	School of Social Work	191,025.87	184,032.33	4,354.99	2,638.55	
0100-2017	Music	276,038.15	237,560.28	33,757.88	4,719.99	
0100-2019	Philosophy	147,698.68	143,295.21	3,807.37	596.10	
0100-2021	Political Science	300,937.16	284,799.73	11,258.69	4,878.74	
0100-2023	Psychology	286,580.11	267,583.19	16,616.80	2,380.12	
0100-2024	Romance Languages	269,270.28	267,375.25	1,028.08	866.95	
0100-2025	Scandinavian	35,691.06	35,223.66	372.40	95.00	

STATEMENT OF EXPENDITURES – CURRENT FUNDS

July 1, 1964 to June 30, 1965

SCHEDULE B-4

Dept. No.	Total	Salaries and Wages	Supplies and Expenses	Equipment	Buildings and Improvements
0100-2026	Sociology \$ 222,999.74	\$ 195,955.64	\$ 14,405.33	\$ 12,638.77	
0100-2027	Speech and Theater Arts 322,054.89	300,582.78	16,680.04	4,792.07	
0100-2028	Zoology 296,556.58	246,730.58	31,452.74	18,373.26	
0100-2029	Slavic and Oriental Languages 98,032.38	93,899.05	3,476.03	657.30	
0100-2030	American Studies 7,070.93	4,639.95	1,504.53	926.45	
0100-2031	International Relations and Area Studies 10,164.03	7,411.77	1,094.41	1,657.85	
0100-2033	Library School 114,142.53	106,029.86	4,924.92	1,232.70	\$ 1,955.05
0100-2034	Statistics 113,082.29	109,889.04	3,193.25		
0100-2035	Family Study Center 43,263.25	37,964.34	3,198.98	2,099.93	
0100-2040	Communication Program 53,923.90	52,497.57	1,360.08	66.25	
0100-2041	Humanities Program 149,010.30	147,384.59	1,265.71	360.00	
0100-2042	Natural Science Program 23,078.18	21,446.65	1,115.78	515.75	
0100-2043	Social Science Program 72,787.16	71,069.04	872.72	845.40	
Total	\$ 6,289,565.77	\$ 5,841,317.96	\$ 330,115.46	\$ 115,570.45	\$ 2,561.90
Institute of Technology					
0100-2100	Administration \$ 115,620.71	\$ 93,430.81	\$ 18,639.29	\$ 3,550.61	
0100-2101	Aeronautics and Engineering Mechanics 322,747.59	302,033.99	14,072.24	5,835.56	\$ 805.80
0207-2101	Aeronautics and Engineering Mechanics – Morrill Nelson Fund 2,954.00	2,800.08	153.92		
0100-2102	School of Architecture 166,533.52	155,641.46	10,415.16	476.90	
0100-2103	Civil Engineering and Hydraulics 288,217.91	271,819.58	10,717.17	5,682.34	1.18-
0100-2105	Electrical Engineering 518,668.29	472,826.17	21,850.33	23,991.79	
0210-2105	Electrical Engineering – Bankhead Jones Fund 6,609.00	6,280.02	328.98		
0100-2107	Mathematics 840,713.96	828,443.23	9,730.05	2,540.68	
0207-2107	Mathematics – Morrill Nelson Fund 9,575.00	9,077.22	497.78		
0210-2107	Mathematics – Bankhead Jones Fund 23,550.00	22,378.14	1,171.86		
0100-2108	Mechanical Engineering 499,339.39	468,884.36	19,605.74	10,849.29	
0207-2108	Mechanical Engineering – Morrill Nelson Fund 3,270.00	3,100.14	169.86		
0210-2108	Mechanical Engineering – Bankhead Jones Fund 23,398.00	22,234.32	1,163.68		
0100-2111	Unassigned 7.50		7.50		
0100-2120	School of Chemistry – Chemistry 826,990.80	754,174.57	56,074.30	13,860.27	2,881.66
0100-2121	School of Chemistry – Chemical Engineering 273,897.71	246,713.55	11,970.72	15,137.44	76.00
0100-2122	School of Chemistry – Metallurgy 218,306.26	199,898.94	14,625.27	3,641.08	140.97
0100-2130	School of Mines and Metallurgy 274,818.88	243,451.12	24,232.62	7,135.14	
0100-2135	School of Earth Science 584,266.89	534,560.33	33,106.03	16,600.53	
0100-2141	Astronomy 30,669.55	29,664.06	860.04	145.45	
Total	\$ 5,030,147.46	\$ 4,667,412.09	\$ 249,377.54	\$ 109,454.58	\$ 3,903.25
Institute of Agriculture					
0100-2200	Administration \$ 105,847.30	\$ 86,624.30	\$ 18,788.30	\$ 434.70	
0330-2200	Administration – Investment Income 1,860.56		518.33	1,342.23	
0100-2201	Information and Agricultural Journalism 57,303.17	33,164.04	22,556.12	1,583.01	
0330-2201	Information and Agricultural Journalism – Investment Income 1,033.10			1,033.10	
0100-2210	College of Agriculture, Forestry and Home Economics – Administration 111,675.99	99,691.60	9,462.62	2,521.77	
0100-2211	Agricultural Economics 221,905.18	215,072.60	4,484.46	2,348.12	
0210-2211	Agricultural Economics – Bankhead Jones Fund 3,745.00	2,784.36	960.64		
0330-2211	Agricultural Economics – Investment Income 1,649.95		103.80	1,546.15	
0100-2212	Agricultural Engineering 182,681.45	166,140.88	11,371.05	4,722.29	\$ 447.23
0207-2212	Agricultural Engineering – Morrill Nelson Fund 6,511.00	6,172.32	338.68		
0210-2212	Agricultural Engineering – Bankhead Jones Fund 36,089.00	34,293.36	1,795.64		
0330-2212	Agricultural Engineering – Investment Income 2,219.00			2,219.00	
0100-2213	Agromony and Plant Genetics 166,949.20	152,931.12	5,683.61	8,123.06	211.41
0100-2214	Animal Husbandry 190,132.66	183,277.26	6,073.40	782.00	
0207-2214	Animal Husbandry – Morrill Nelson Fund 4,166.00	3,950.16	215.84		

STATEMENT OF EXPENDITURES – CURRENT FUNDS
July 1, 1964 to June 30, 1965

SCHEDULE B-4

Dept. No.	Total	Salaries and Wages	Supplies and Expenses	Equipment	Buildings and Improvements
0100-2215 Agricultural Biochemistry	\$ 213,433.26	\$ 184,516.27	\$ 24,749.19	\$ 5,203.24	\$ 1,035.44
0330-2215 Agricultural Biochemistry – Investment Income	719.82		182.82	537.00	
0100-2216 Dairy Husbandry	135,025.37	110,586.35	20,671.62	3,017.60	749.80
0210-2216 Dairy Husbandry – Bankhead Jones Fund ..	1,494.00	1,419.94	74.06		
0100-2217 Entomology, Fisheries and Wildlife	181,229.83	169,466.70	7,555.49	4,207.64	
0207-2217 Entomology, Fisheries and Wildlife – Morrill Nelson Fund	10,658.00	9,530.25	1,127.75		
0210-2217 Entomology, Fisheries and Wildlife – Bankhead Jones Fund	18,048.00	15,363.36	2,684.64		
0330-2217 Entomology, Fisheries and Wildlife – Investment Income	1,329.45		1,329.45		
0100-2218 Dairy Industries	92,045.78	81,411.07	9,823.38	811.33	
0100-2219 School of Forestry	232,399.27	224,256.81	8,102.01	40.45	
0210-2219 School of Forestry – Bankhead Jones Instruction Fund	4,141.00	3,935.04	205.96		
0100-2220 School of Home Economics	280,368.96	264,424.10	11,574.76	4,370.10	
0210-2220 School of Home Economics – Bankhead Jones Fund	55,595.00	52,802.82	2,792.18		
0330-2220 School of Home Economics – Investment Income	6,332.73		5,092.90	1,239.83	
0100-2221 Horticulture	184,819.45	171,274.58	9,203.78	3,931.09	410.00
0100-2222 Plant Pathology and Botany	203,613.81	192,153.11	10,724.57	736.13	
0330-2222 Plant Pathology and Botany – Investment Income	6,484.74		5,576.28	908.46	
0100-2223 Poultry Husbandry	92,186.29	87,162.52	4,920.02	103.75	
0330-2223 Poultry Husbandry – Investment Income ..	3,585.50			3,585.50	
0100-2224 Rhetoric	111,939.84	108,894.06	1,729.33	1,316.45	
0207-2224 Rhetoric – Morrill Nelson Fund	5,195.00	4,925.16	269.84		
0210-2224 Rhetoric – Bankhead Jones Fund	20,100.00	19,100.16	999.84		
0100-2225 Soils	106,427.19	97,049.84	6,686.29	2,691.06	
0203-2225 Soils – Consolidated Hatch Fund	1,019.46	942.50	76.96		
0100-2229 Lake Itasca Forestry and Biological Station	39,336.89	19,917.94	17,093.06	1,352.51	973.38
0330-2229 Lake Itasca Forestry and Biological Station – Investment Income	450.00		450.00		
Total	\$ 3,101,747.20	\$ 2,803,234.58	\$ 236,048.67	\$ 60,707.57	\$ 1,756.38

College of Medical Sciences

0100-2300 Administration	\$ 167,752.59	\$ 149,319.72	\$ 14,788.82	\$ 3,644.05	
0100-2301 Anatomy	220,845.90	192,357.38	25,889.76	2,598.76	
0100-2302 Microbiology	179,637.04	149,426.09	10,921.71	18,426.24	\$ 863.00
0100-2303 Medicine	251,163.00	241,448.13	9,293.49	421.38	
0100-2304 Obstetrics and Gynecology	88,081.99	85,340.97	2,288.44	452.58	
0100-2305 Otolaryngology	51,196.89	49,848.96	1,332.18	15.75	
0100-2306 Pathology	128,354.16	123,906.23	4,156.81	291.12	
0100-2307 Pediatrics	149,067.11	139,631.50	8,857.13	578.48	
0950-2307 Pediatrics – Investment Income	1,512.11		1,512.11		
0100-2308 Pharmacology	101,083.22	91,966.65	7,390.20	1,726.37	
0100-2309 Physiology	165,814.69	151,505.77	12,937.53	857.44	513.95
0100-2310 School of Public Health	342,851.58	299,197.49	38,279.12	3,179.55	2,195.42
0100-2311 Surgery	264,044.45	248,761.83	12,658.72	2,623.90	
0100-2312 School of Nursing	251,361.20	241,385.62	9,287.48	688.10	
0100-2313 Laboratory Medicine	96,529.27	93,291.47	2,775.10	462.70	
0100-2314 Radiology	111,738.05	110,122.49	1,412.60	202.96	
0100-2315 Psychiatry and Neurology	173,270.22	165,476.70	7,601.27	192.25	
0330-2315 Psychiatry and Neurology – Investment Income	3,635.82		414.61	3,221.21	
0100-2316 Continuation Medical Education	7,377.50	6,782.88	540.62	54.00	
0100-2317 Biochemistry	133,562.88	123,555.23	8,545.49	1,462.16	
0100-2318 Physical Medicine and Rehabilitation	106,036.43	100,546.62	2,359.68	3,130.13	
0330-2318 Physical Medicine and Rehabilitation – Investment Income	10,591.45		4,380.88	2,005.00	4,205.57
0100-2319 Ophthalmology	50,997.61	49,429.92	1,130.69	437.00	
0100-2320 Anesthesiology	60,707.56	59,893.77	809.84	3.95	
Total	\$ 3,117,212.72	\$ 2,873,195.42	\$ 189,564.28	\$ 46,675.08	\$ 7,777.94

STATEMENT OF EXPENDITURES – CURRENT FUNDS

July 1, 1964 to June 30, 1965

SCHEDULE B-4

Dept. No.	Total	Salaries and Wages	Supplies and Expenses	Equipment	Buildings and Improvements
College of Veterinary Medicine					
0100-2600 Administration	\$ 139,691.53	\$ 89,158.72	\$ 45,942.15	\$ 4,383.18	\$ 207.48
0330-2600 Administration – Investment Income	2,751.66		737.80	2,013.86	
0100-2601 Anatomy	62,339.48	59,137.43	2,314.66	609.30	278.09
0100-2602 Bacteriology and Public Health	84,254.43	81,149.37	3,042.55	62.51	
0100-2603 Medicine and Clinics	163,483.16	163,483.16			
0100-2605 Obstetrics and Gynecology	38,314.60	37,785.36	450.22	79.02	
0100-2606 Pathology and Parasitology	91,270.55	96,959.05	5,962.88	274.38	
0100-2607 Physiology and Parasitology	110,131.06	106,731.52	3,288.59	110.95	
0100-2608 Surgery and Radiology	82,738.56	80,920.32	1,211.57	606.67	
Total	\$ 774,975.03	\$ 715,324.93	\$ 51,024.66	\$ 8,139.87	\$ 485.57
0100-2700 School of Dentistry	\$ 900,788.00	\$ 631,928.00	\$ 180,630.81	\$ 85,439.19	\$ 2,790.00
0100-2800 Law School	\$ 602,837.01	\$ 516,785.31	\$ 23,173.77	\$ 62,877.93	
0100-2900 College of Pharmacy	\$ 284,291.49	\$ 261,856.58	\$ 19,200.37	\$ 3,234.54	
College of Education					
0100-3000 Administration	\$ * 196,366.46	\$ 171,469.00	\$ 22,502.46	\$ 2,395.00	
0100-3001 Agricultural Education	76,246.96	71,813.54	4,022.28	411.14	
0100-3002 Art Education	68,253.11	63,406.83	3,931.30	914.98	
0100-3003 General Education	188,751.47	158,155.14	19,086.46	11,241.33	\$ 268.54
0100-3004 Home Economics Education	75,719.08	73,151.21	2,517.92	49.95	
0100-3006 Trade and Industrial Education	91,009.19	81,956.07	6,298.61	2,754.51	
0100-3007 Elementary Education	208,070.91	197,953.67	7,912.23	2,205.01	
0100-3008 Music Education	56,517.38	52,316.01	3,713.39	487.98	
0100-3009 Educational Administration	79,833.81	76,392.59	3,406.72	34.50	
0100-3011 Psycho Educational Clinic	32,539.60	30,566.44	1,521.83	451.33	
0100-3013 Student Teaching	171,675.02	131,500.54	39,169.86	1,004.62	
0100-3014 Special Education	16,884.51	16,883.82	.69		
0323-3014 Special Education – Special State	44,619.52	33,978.60	6,621.19	4,019.73	
0330-3014 Special Education – Investment Income	3,500.10			3,500.10	
0100-3015 Educational Psychology	182,585.98	175,804.72	6,468.24	313.02	
0100-3050 School of Physical Education	34,696.40	29,159.67	4,971.02	565.71	
0501-3050 School of Physical Education – Athletic Fund	125.25	125.25			
0100-3051 Physical Education for Men	105,159.99	99,493.33	4,728.70	937.96	
0501-3051 Physical Education for Men – Athletic Fund	19,364.51	19,364.51			
0100-3052 Recreational Leadership	15,356.00	15,356.00			
0501-3052 Recreational Leadership – Athletic Fund	22,963.59	22,963.59			
0100-3053 Physical Education for Women	154,738.60	148,754.00	5,724.74	259.86	
0501-3053 School of Physical Education – Athletic Fund	1,114.33	1,114.33			
0100-3054 Physical Education – St. Paul	30,872.28	28,622.28	2,223.42	26.58	
0501-3054 Physical Education – St. Paul – Athletic Fund	73.99	73.99			
0100-3055 Intramurals for Men	11,956.45	2,087.80	9,204.10	664.55	
0501-3055 Intramurals for Men – Athletic Fund	60,476.20	60,476.20			
0100-3056 Finance and Facilities – Physical Education and Athletics	9,986.39	377.84	8,736.79	871.76	
0501-3056 Finance and Facilities – Physical Education and Athletics – Athletic Fund	45,717.88	45,717.88			
Total	\$ 2,002,547.82	\$ 1,806,407.71	\$ 162,761.95	\$ 33,109.62	\$ 268.54
0100-3100 Summer Session	\$ 1,087,594.00	\$ 1,023,414.89	\$ 61,937.61	\$ 1,741.50	\$ 500.00
Graduate School					
0100-3200 Graduate School	\$ 185,158.00	\$ 153,063.78	\$ 26,953.87	\$ 5,140.35	
0402-3218 Mayo Foundation – Public Health	187,988.92	10,000.08	177,988.84		
Total	\$ 373,146.92	\$ 163,063.86	\$ 204,942.71	\$ 5,140.35	

STATEMENT OF EXPENDITURES – CURRENT FUNDS

July i, 1964 to June 30, 1965

SCHEDULE B-4

Dept. No.	Total	Salaries and Wages	Supplies and Expenses	Equipment	Buildings and Improvements
School of Business Administration					
0100-3300 Administration and School of Business Administration	\$ 702,763.95	\$ 659,889.30	\$ 35,349.18	\$ 7,525.47	
0950-3300 Economics	3,522.50			3,522.50	
0100-3304 Industrial Relations Center	107,929.99	95,476.68	11,663.21	790.10	
Total	<u>\$ 814,216.44</u>	<u>\$ 755,365.98</u>	<u>\$ 47,012.39</u>	<u>\$ 11,838.07</u>	
University of Minnesota, Morris					
0100-3400 University of Minnesota, Morris	\$ 20,254.62	\$ 9,972.96	\$ 3,890.39	\$ 5,680.27	\$ 711.00
0306-3400 University of Minnesota, Morris – Special State Appropriation	138,602.83	88,136.04	40,938.35	9,528.44	
0100-3401 Division of Education	9,962.96	9,962.96			
0306-3401 Division of Education – Special State Appropriation	78,449.63	66,516.08	9,465.57	2,467.98	
0100-3402 Division of Humanities	20,399.76	20,399.76			
0306-3402 Division of Humanities – Special State Appropriation	185,176.72	171,791.96	9,977.96	3,406.80	
0100-3403 Division of Science and Mathematics	17,033.27	17,033.27			
0306-3403 Division of Science and Mathematics – Special State Appropriation	121,326.84	112,057.06	7,286.60	1,983.18	
0100-3404 Division of Social Sciences	12,000.06	12,000.06			
0306-3404 Division of Social Sciences – Special State Appropriation	95,416.59	90,286.40	4,705.94	424.25	
Total	<u>\$ 698,623.28</u>	<u>\$ 598,156.55</u>	<u>\$ 76,264.81</u>	<u>\$ 23,490.92</u>	<u>\$ 711.00</u>
0100-3500 University College	\$ 3,503.84	\$ 2,864.98	\$ 156.91	\$ 481.95	
0100-3600 General College of the University	\$ 847,468.82	\$ 809,874.04	\$ 28,911.24	\$ 8,683.54	
University of Minnesota, Duluth					
0100-3700 Administration	\$ 191,818.73	\$ 134,007.71	\$ 37,314.57	\$ 20,496.45	
0100-3703 Division of Education and Psychology	539,041.93	489,201.08	46,049.33	3,791.52	
0100-3704 Division of Science and Mathematics	398,074.44	372,472.35	21,041.13	4,560.96	
0100-3706 Division of Humanities	469,879.99	446,580.64	18,718.81	4,192.69	\$ 387.85
0100-3707 Division of Social Sciences	293,732.08	286,570.90	6,770.66	390.52	
0100-3710 Military Science Department	1,736.39	240.00	1,315.34	181.05	
Total	<u>\$ 1,894,283.56</u>	<u>\$ 1,729,072.68</u>	<u>\$ 131,209.84</u>	<u>\$ 33,613.19</u>	<u>\$ 387.85</u>
Military Science					
0100-3800 Military Science – Army	\$ 7,476.94	\$ 6,633.47	\$ 835.47	\$ 8.00	
0100-3801 Naval Science	6,085.89	3,957.23	1,640.46	488.20	
0100-3802 Air Science	8,851.35	7,390.74	1,460.61		
Total	<u>\$ 22,414.18</u>	<u>\$ 17,981.44</u>	<u>\$ 3,936.54</u>	<u>\$ 496.20</u>	
Instructional Trust Funds					
0500-4047 General Classroom Equipment Fund	\$ 364.17		\$ 364.17		
0900-40XX Gifts and Grants – U.S.P.H.S.	3,894,441.50	\$ 1,046,696.46	2,687,941.51	\$ 159,803.53	
0904-40XX Gifts and Grants – U.S.O.E.	329,799.39	108,407.38	214,596.91	6,795.10	
0906-40XX Gifts and Grants – N.S.F.	305,698.37	14,637.09	226,931.50	64,075.43	\$ 54.35
0909-40XX Gifts and Grants – Other Federal Sources ..	592,045.70	168,449.31	397,326.87	26,269.52	
0910-40XX Gifts and Grants – Foundations	359,856.52	214,455.31	107,658.77	36,693.29	1,049.15
0911-40XX Gifts and Grants – Ford Foundation	31,407.89	2,305.06	25,916.83	3,186.00	
0920-40XX Gifts and Grants – Corporations & Business ..	94,953.65	67,944.62	16,401.29	10,607.74	
0930-40XX Gifts and Grants – Individuals and Other ..	103,091.11	34,164.68	53,805.95	15,120.48	
0940-40XX Gifts and Grants – Endowed	20,007.73	1,899.99	17,923.62	184.12	
Total	<u>\$ 5,731,666.03</u>	<u>\$ 1,658,959.90</u>	<u>\$ 3,748,867.42</u>	<u>\$ 322,735.21</u>	<u>\$ 1,103.50</u>
Total Instruction and Departmental Research					
	<u>\$ 33,577,029.57</u>	<u>\$ 26,876,216.90</u>	<u>\$ 5,745,136.98</u>	<u>\$ 933,429.76</u>	<u>\$ 22,245.93</u>

STATEMENT OF EXPENDITURES – CURRENT FUNDS

July 1, 1964 to June 30, 1965

SCHEDULE B-4

Dept. No.	Total	Salaries and Wages	Supplies and Expenses	Equipment	Buildings and Improvements	
Organized Activities Relating to Instructional Departments						
University of Minnesota Hospitals						
0385-4300	Administration	\$ 719,275.94	\$ 488,508.79	\$ 158,843.16	\$ 45,167.74	\$ 26,756.25
0385-4302	Telephone and Telegraph	113,536.30	32,430.55	81,105.75		
0385-4304	Professional Care of Patients	2,762,876.06	2,210,863.68	485,452.40	66,523.98	36.00
0385-4305	Professional Care of Patients – Auxiliary Staff	904,601.67	859,240.07	45,361.60		
0385-4306	Central Services and Supplies	607,700.06	152,683.15	447,820.78	7,210.54	14.41
0385-4308	X-Ray Diagnosis	427,031.67	184,431.52	171,484.13	71,116.02	
0385-4310	X-Ray Therapy	130,244.77	78,068.20	17,178.99	34,997.58	
0385-4312	Social Service	57,293.88	52,792.54	4,501.34		
0385-4314	Hospital Laboratories	754,701.80	492,367.01	187,306.15	75,028.64	
0385-4316	Blood Bank	322,254.74	89,724.64	230,434.80	2,095.30	
0385-4318	Electroencephalography	29,094.20	22,599.63	5,846.07	648.50	
0385-4320	Powell Hall (Nurses Home)	178,913.09	112,399.19	53,924.44	3,817.56	8,771.90
0385-4322	Pharmacy	712,353.44	113,934.14	592,075.53	6,343.77	
0385-4324	Food Service	916,882.98	538,702.57	366,294.05	11,886.36	
0385-4326	Housekeeping	1,114,861.55	586,897.60	525,503.62	2,460.33	
0385-4328	Utilities	121,906.62		121,906.62		
0385-4330	Maintenance and Operation – Mayo	287,532.01	179,760.98	89,167.64	1,786.93	16,816.46
0385-4331	Building Maintenance and Modernization	224,187.64		180,341.68	2,149.31	41,696.65
0385-4332	Bulletins	10,631.19		10,631.19		
0385-4334	Special Medical Services	196,490.11	190,479.85	3,692.00	2,318.26	
0385-4336	Masonic Memorial Hospital	401,589.94	336,774.99	63,792.83	1,022.12	
0385-4338	Printing Expense	47,444.41		47,444.41		
0385-4340	Advertising Expense	15,617.09		15,617.09		
0100-4350	Outpatient Department	752,488.20	483,376.27	264,936.27	4,175.66	
0375-4360	Psychopathic Hospital	782,998.06	594,094.77	185,904.00	2,999.29	
0375-4370	Child Psychiatry	54.60		54.60		
0380-4370	Child Psychiatry	303,919.50	197,148.90	105,587.16	1,183.44	
0910-4375	Children's Psychiatric Clinic	175.34		175.34		
0390-4380	Rehabilitation Center	623,500.06	443,950.85	171,343.56	6,273.13	1,932.52
0910-4380	Kenny Foundation Rehabilitation Fund	48.46		48.46		
0910-43XX	MMF Meland Memorial Room Fund04		.04		
0395-4390	Multiple Sclerosis Clinic	70,717.00	58,325.46	12,391.54		
0910-4397	National Foundation Arthritis Special Treatment Center	24,001.25	23,214.65	786.60		
0930-43XX	Gifts and Grants – Individuals and Other	103,034.46	24,762.19	73,582.18	4,690.09	
0940-43XX	Gifts and Grants – Endowed	120,219.85		120,219.85		
0950-43XX	Other Current Funds	181,316.86	110,409.44	60,757.39	9,451.90	698.13
	Total	\$ 14,019,494.84	\$ 8,657,941.63	\$ 4,901,513.26	\$ 363,346.45	\$ 96,693.50
Other						
0100-4400	University Elementary School	\$ 93,186.24	\$ 84,373.71	\$ 7,239.33	\$ 1,573.20	
0100-4402	University High School	368,650.57	347,986.43	15,397.80	5,266.34	
0304-4403	Livestock Sanitary Board Laboratory	87,979.86	71,816.23	12,611.63	3,552.00	
0310-4413	Livestock Sanitary Board	45,687.10	36,368.23	8,673.87	645.00	
0100-4414	Minnesota School Mathematics Center	3,944.83	3,605.27	339.56		
0910-44XX	Gifts and Grants – Foundations	34,780.45	7,010.47	27,434.98	335.00	
0930-44XX	Gifts and Grants – Individuals and Other	6,225.27	4,587.60	1,637.67		
095X-44XX	Other Current Funds	368,783.07	79,240.15	258,069.23	24,610.15	\$ 6,863.54
	Total	\$ 1,009,237.39	\$ 634,988.09	\$ 331,404.07	\$ 35,981.69	\$ 6,863.54
Extension and Public Service						
General Extension Division						
0100-4500	General Extension Division – Administration	\$ 99,293.12	\$ 88,333.69	\$ 10,366.76	\$ 592.67	
0100-4501	Evening and Special Classes	1,326,108.82	989,479.31	196,493.44	134,749.57	\$ 5,386.50
0100-4502	Correspondence Study Instruction	187,598.79	158,511.54	27,179.28	1,907.97	
0100-4503	Drama Advisory Service	14,471.72	10,492.08	3,166.42	813.22	
0100-4504	Radio and Television	367,424.42	225,322.93	130,520.42	6,725.67	4,855.40
0100-4505	Municipal Reference Bureau	26,276.57	26,276.57			
0100-4506	Center for Continuation Study	330,617.47	109,635.87	219,919.60	1,062.00	
0100-4507	Audio-Visual Extension Service	227,135.52	96,466.10	35,795.51	93,600.83	1,273.08
0100-4508	State Organization Service	63,136.78	37,264.83	25,870.20	1.75	

STATEMENT OF EXPENDITURES – CURRENT FUNDS
July 1, 1964 to June 30, 1965

SCHEDULE B-4

Dept. No.	Total	Salaries and Wages	Supplies and Expenses	Equipment	Buildings and Improvements	
0100-4509	Continuation Medical Education \$	17,756.47	\$ 16,775.28	\$ 1,022.94	\$ 41.75—	
0100-4510	Medical Laboratory Technicians	14,027.53	13,640.14	387.39		
0100-4511	X-Ray Technician Instruction	15,229.47	15,229.47			
0100-4512	Nurses Instruction	8,738.53	4,363.30	4,375.23		
0100-4513	Continuing Education in Business Administration	9,942.64	8,734.64	1,208.00		
0100-4514	Continuing Education in Science and Technology	11,374.34	11,050.08	324.26		
0100-4515	Off Campus Classes	22,516.37	15,628.33	6,491.04	397.00	
0100-4516	Special Classes	35,182.64	31,589.47	3,589.57	3.60	
0100-4517	Continuing Legal Education	8,922.05	3,030.14	4,955.41	936.50	
0100-4518	Mortuary Science	54,726.17	46,900.38	7,785.79	40.00	
0100-4519	Continuing Education in World Affairs	54,441.16	40,274.10	11,921.99	2,245.07	
0100-4580	Continuing Education in Art	4,342.34	3,859.03	428.31	55.00	
	Total	\$ 2,899,262.92	\$ 1,952,857.28	\$ 691,801.56	\$ 243,089.10	\$ 11,514.98
Agricultural Extension						
0100-4530	General Operations and Maintenance Fund	\$ 59,921.00	\$ 59,389.52	\$ 531.48		
0202-4530	Smith-Lever Fund Amended	1,938,844.52	1,660,729.35	260,272.78	\$ 17,528.54	
0217-4530	Agricultural Marketing Fund	32,246.15	25,780.51	3,979.13	2,486.51	
0300-4530	Agricultural Extension Service Fund	853,933.93	713,376.18	137,442.61	2,356.14	
0330-4530	Investment Income	1,495.55		1,495.55		
	Total	\$ 2,886,441.15	\$ 2,459,275.56	\$ 403,721.55	\$ 22,371.19	\$ 1,072.85
Other Extension and Public Service						
0100-4520	Museum of Natural History	\$ 92,773.81	\$ 85,254.07	\$ 5,525.34	\$ 1,994.40	
0100-4521	Ore Estimate Division	29,448.97	24,464.82	3,590.20	1,393.95	
0100-4522	Southern School of Agriculture – Waseca	198,853.23	153,668.46	38,619.46	5,617.84	
0100-4523	Northwest School of Agriculture – Crookston	241,395.31	194,665.90	43,377.81	3,351.60	
0100-4524	West Central School of Agriculture – Morris	33,871.34	26,663.45	6,576.48	631.41	
0100-4525	North Central School of Agriculture – Grand Rapids	87,091.30	70,823.34	9,956.74	6,311.22	
0100-4531	Agricultural Short Courses	38,933.04	33,582.16	5,330.88	20.00	
0100-4532	Cedar Creek Natural History Area	2,000.00			2,000.00	
0312-4533	Hybrid Corn Maturity Tests (Special State)	17,893.61	12,202.66	5,690.95		
0313-4534	State Aid – School of Agriculture Students	34,150.00		34,150.00		
0319-4535	Delinquency Control (Special State)	19,399.86	17,800.08	1,599.78		
0322-4536	Training of Laboratory Aides (Special State)	13,648.92	7,939.26	4,734.00	975.66	
0326-4537	Industrial Relations Education (Special State)	44,067.63	41,206.82	2,830.84	29.97	
0100-4539	University Artists Course Special	19,728.54	18,000.00	328.74	1,399.80	
0100-4559	Ford Foundation – Publication of Books	25,367.00		25,367.00		
0100-4574	USOE Work Study Program – Twin Cities – University Projects	1,952.49	1,952.49			
0203-4574	USOE Work Study Program – Twin Cities	136.19	136.19			
0100-4576	USOE Work Study Program – Duluth University Projects	540.44	540.44			
0100-4578	USOE Work Study Program – Morris	44.40	44.40			
0306-4578	USOE Work Study Program – Morris – University Projects	711.75	711.75			
0500-4574	USOE Work Study Program – Twin Cities – University Projects	124.78	124.78			
0510-4576	USOE Work Study Program – Duluth – University Projects	112.66	112.66			
0511-4576	USOE Work Study Program – Duluth – University Projects	29.96	29.96			
0515-4578	USOE Work Study Program – Morris – University Projects	520.40	520.40			
090X-45XX	Gifts and Grants – Federal	47,860.29	47,644.06	216.23		
090X-46XX	Gifts and Grants – Federal	1,432,595.63	638,452.34	765,555.36	28,587.93	
0910-46XX	Gifts and Grants – Foundations	321,930.56	111,889.80	202,635.05	7,405.71	

STATEMENT OF EXPENDITURES – CURRENT FUNDS

July 1, 1964 to June 30, 1965

SCHEDULE B-4

Dept. No.		Total	Salaries and Wages	Supplies and Expenses	Equipment	Buildings and Improvements
0910-45XX	Gifts and Grants – Foundations	\$ 7,061.50	\$ 4,454.94	\$ 2,343.54	\$ 197.36	\$ 65.66
0920-46XX	Gifts and Grants – Corporation and Business	15,828.90	5,205.39	10,623.51		
0930-45XX	Gifts and Grants – Individuals and Others .	9,479.41	8,904.83	574.58		
0930-46XX	Gifts and Grants – Individuals and Others .	205,338.14	109,228.10	90,459.78	1,772.53	3,877.73
0940-46XX	Gifts and Grants – Endowed	9,662.00		9,437.00	225.00	
0950-45XX	Other Current Funds	1,311,120.62	304,364.68	1,000,076.07	6,653.87	26.00
0950-46XX	Other Current Funds	28.72		28.72		
0960-45XX	Other Current Funds – Investment Income ..	19.54		19.54		
	Total	\$ 4,263,663.50	\$ 1,920,588.23	\$ 2,269,590.16	\$ 68,568.25	\$ 4,916.86
 Libraries						
0100-4700	Minneapolis	\$ 1,560,948.04	\$ 1,011,529.37	\$ 103,535.56	\$ 445,883.11	
0100-4701	St. Paul	167,674.84	107,670.19	9,571.89	50,432.76	
0100-4702	Duluth	153,072.13	85,480.64	10,070.55	57,520.94	
0100-4703	Morris	37,370.08	2,367.18	52.05	34,950.85	
0306-4703	Morris – Special State	40,884.48	23,674.44	4,218.46	12,991.58	
0910-47XX	Gifts and Grants – Foundations	5,987.48	3,826.91	1,781.82	378.75	
0930-47XX	Gifts and Grants – Individuals and Others .	22,720.62		353.59	22,367.03	
0940-47XX	Gifts and Grants – Endowed	3,469.05		119.93	3,349.12	
	Total	\$ 1,992,126.72	\$ 1,234,548.73	\$ 129,703.85	\$ 627,874.14	
 Organized Research						
Budgeted Research – Agricultural Experiment Stations						
0100-4800	Central Experiment Station – Support	\$ 291,040.69	\$ 147,607.42	\$ 131,952.93	\$ 9,630.34	\$ 1,850.00
0203-4800	Consolidated Hatch Fund	842,378.63	572,312.25	163,905.61	101,057.73	5,103.04
0204-4800	McIntire-Stennis Fund	34,488.26	26,123.50	6,178.23	2,186.53	
0216-4800	Bankhead-Jones Regional Research Fund Section 9(b)3	197,384.08	106,699.96	45,033.50	45,650.62	
0302-4800	General Agricultural Research	551,888.02	389,649.73	114,841.36	42,673.89	4,723.04
0311-4800	Agricultural Research – Rosemount	119,005.52	74,670.68	41,379.63	817.18	2,138.03
0314-4800	Potato Processing Research Laboratory Fund	24,073.52	9,446.18	1,758.44	12,868.90	
0316-4800	Soybean Research	55,013.02	42,215.10	12,378.17	419.75	
0325-4800	Legume Seed Research Fund	45,843.16	25,718.23	17,047.94	3,076.99	
0330-4800	Investment Income	401.65		.09	401.74	
0100-4801	Northwest Experiment Station	254,687.02	164,165.51	85,970.85	2,592.52	1,958.14
0330-4801	Investment Income	3,124.75			3,124.75	
0100-4802	West Central Experiment Station – Morris	266,778.84	169,405.18	81,638.70	8,039.40	7,695.56
0100-4803	North Central Experiment Station – Grand Rapids	175,648.31	118,790.63	53,443.13	3,087.93	326.62
0100-4804	North East Experiment Station – Duluth ...	122,631.06	74,891.91	42,771.93	567.25	4,399.97
0100-4805	Southern Experiment Station – Waseca	189,728.14	114,108.12	67,258.25	7,864.32	497.45
0100-4806	Fruit Breeding Farm – Excelsior	85,842.68	61,164.42	20,132.98	2,613.15	1,932.13
0100-4807	Agricultural Experiment Station – Rosemount	179,936.36	108,059.13	51,973.15	19,904.08	
0330-4807	Investment Income50		.50		
0100-4809	Cloquet Forest Research Center	44,090.18	29,028.47	14,461.69	600.02	
0207-4809	Morrill-Nelson Fund	4,190.00	3,972.24	217.76		
0330-4809	Investment Income	648.80				648.80
0100-4810	Southwestern Experiment Station – Lamberton	9,915.84	2,703.18	1,242.16		5,970.50
0328-4810	Special State Funds	58,621.08	33,003.75	20,614.79	1,239.97	3,762.57
0100-4811	Landscape Arboretum – Excelsior	15,367.23	10,392.00	2,758.80	2,216.43	
	Total	\$ 3,572,727.34	\$ 2,284,127.59	\$ 976,960.41	\$ 270,633.49	\$ 41,005.85
 Other Budgeted Research						
0100-4900	Bureau of Institutional Research	\$ 107,347.74	\$ 96,801.08	\$ 9,744.22	\$ 802.44	
0100-4901	Geological Survey	36,082.24	27,165.48	8,900.69	16.07	
0317-4901	Special State Fund	61,313.65	46,816.10	14,192.92	304.63	
0100-4902	Laboratory for Research in Social Relations	30,740.30	28,962.92	1,092.40	684.98	

STATEMENT OF EXPENDITURES – CURRENT FUNDS

July 1, 1964 to June 30, 1965

SCHEDULE B-4

Dept. No.	Total	Salaries and Wages	Supplies and Expenses	Equipment	Buildings and Improvements
0100-4903	Minnesota Center for Philosophy of Science				
	\$ 20,540.59	\$ 18,466.74	\$ 1,977.12	\$ 96.73	
0100-4904	Mines Experiment Station				
	87,566.46	87,268.73	81.97	215.76	
0301-4904	Beneficiation of Manganiferous and Low Grade Ores				
	76,640.43	63,899.90	11,409.50	1,331.03	
0324-4904	Beneficiation of Industrial Minerals and Non-Ferrous Deposits				
	50,060.23	37,726.14	8,983.07	3,351.02	
0327-4904	Cuyuna Range Research				
	116,178.11	99,877.24	15,374.70	926.17	
0330-4904	Investment Income				
	5,081.14		10.50	5,070.64	
0100-4907	Bureau of Educational Research				
	15,297.63	13,862.47	1,140.56	294.60	
0100-4908	Summer Research Program				
	20,949.21	20,916.71		32.50	
0100-4909	Research Grants				
	155,171.22	68,216.90	39,190.67	47,110.80	\$ 652.85
0303-4909	Medical Research Fund				
	101,037.03	33,976.20	42,766.66	24,294.17	
0307-4909	General Research Fund				
	123,665.86	88,594.03	17,872.00	17,199.83	
0330-4909	Investment Income				
	5,000.00			5,000.00	
0100-4910	Social Science Research Center				
	19,270.91	12,778.76	5,993.32	498.83	
0100-4911	Institute of Child Development				
	151,495.96	138,087.90	12,371.86	1,036.20	
0305-4911	Special State Fund				
	37,432.04	33,323.87	2,620.63	1,487.54	
0401-4911	Parents Institute Fund				
	14,831.66	4,527.83	9,632.68	671.15	
0302-4913	General Agricultural Research Medicine				
	14,406.22	684.25	7,224.56	6,497.41	
0302-4914	Minnesota Institute of Research				
	143.00		143.00		
0309-4914	Special State Fund				
	36,758.78	23,515.69	5,407.19	7,835.90	
0315-4915	Business and Economic Research – Special State Fund				
	45,562.64	37,862.20	7,700.44		
0321-4916	Psychiatry Research Fund – Special State Fund				
	45,658.74	38,507.17	5,822.03	1,329.54	
0950-4917	General Research – Medical School				
	68,689.22	20,405.77	40,148.78	6,430.16	1,704.51
0950-4918	General Research – School of Public Health				
	1,366.13		1,366.13		
0950-4919	St. Anthony Falls Hydraulic Laboratory				
	129,445.13	72,804.96	35,881.61	16,953.60	3,804.96
0100-4920	Special Research – Electrical Engineering				
	1,078.12	638.17	439.95		
0950-4921	Research Equipment – Mines Experiment Station				
	12,061.79		1,417.96	6,158.65	4,485.18
0950-4922	Hormel Institute				
	128,633.34	67,059.28	59,136.90	2,017.18	419.98
0950-4923	General Research – School of Dentistry				
	3,623.84		2,632.35		991.49
0100-4924	Social Sciences Research Facilities Center				
	11,636.56	4,451.22	5,428.67	1,756.67	
Total	\$ 1,734,479.92	\$ 1,187,197.71	\$ 375,819.04	\$ 159,404.20	\$ 12,058.97

Sponsored Research – Endowed

Institute of Technology	\$ 4,441.09		\$ 2,860.09	\$ 1,581.00	
College of Medical Science	179,716.97	\$ 123,664.87	39,816.98	14,793.14	\$ 1,441.98
College of Pharmacy	5,857.09		1,233.76	330.00	4,293.33
College of Education	1,101.58		1,101.58		
Graduate School	7,769.35	4,051.92	3,514.12	203.31	
Duluth – Division Social Sciences	1,233.86	333.34	900.52		
Total	\$ 200,119.94	\$ 128,050.13	\$ 49,427.05	\$ 16,907.45	\$ 5,735.31

Sponsored Research – Gifts, Grants and Contracts

College of Liberal Arts	\$ 752,356.82	\$ 411,295.06	\$ 256,594.18	\$ 84,467.58	
Institute of Technology	7,696,550.41	3,831,740.52	3,379,809.22	476,920.06	\$ 8,080.61
Institute of Agriculture	1,320,684.99	724,144.01	454,578.56	140,367.88	1,594.54
College of Medical Sciences	9,948,727.98	4,946,145.27	4,220,689.85	759,651.80	22,241.06
College of Veterinary Medicine	597,939.09	351,747.90	224,620.47	24,256.66	2,685.94
School of Dentistry	193,958.05	76,675.72	58,661.25	58,621.08	
Law School	3,860.17	3,250.00	610.17		
College of Pharmacy	88,196.98	60,682.15	23,385.68	4,129.15	
College of Education	359,479.96	201,116.12	153,490.74	4,873.10	
Graduate School	1,134,739.64	476,137.43	376,799.98	236,179.31	45,622.92
School of Business Administration	122,932.72	85,887.63	34,972.68	2,072.41	
University of Minnesota – Duluth	73,514.94	26,675.02	22,228.30	24,611.62	
Other	227,410.53	130,165.63	90,084.61	1,050.87	8,211.16
Total	\$ 22,520,352.28	\$ 11,325,662.46	\$ 9,296,525.69	\$ 1,815,099.78	\$ 83,064.35

STATEMENT OF EXPENDITURES – CURRENT FUNDS

July 1, 1964 to June 30, 1965

SCHEDULE B-4

Dept. No.	Total	Salaries and Wages	Supplies and Expenses	Equipment	Buildings and Improvements
Plant Services – Operation and Maintenance					
Minneapolis Campus					
0100-6000	Administration	\$ 247,642.18	\$ 242,714.06	\$ 4,131.72	\$ 796.40
0100-6001	Telephones and Telegraph	218,989.47	28,768.74	190,220.73	
0100-6010	Repairs and Maintenance	1,756,373.08	65,003.72	1,499,219.55	57,177.21
0100-6011	Custodial	942,084.76	888,759.69	37,413.49	15,911.58
0100-6012	Utilities	424,376.20		424,376.20	
0100-6013	Heat	389,753.29	154,548.73	204,198.07	1,870.86
0100-6014	Repairs and Maintenance – Tunnels	43,763.92	15,716.13	27,808.32	239.47
0100-6015	General Expense	78,532.95		74,827.03	2,147.79
0100-6016	Repairs and Maintenance – Utilities	10,624.48	2,063.99	8,459.34	101.15
Mayo Memorial Buildings:					
0100-6020	Repairs and Maintenance	110,188.58	30,202.32	78,204.89	1,778.56
0100-6021	Custodial	76,568.50	67,168.50	9,400.00	
0100-6022	Utilities	55,084.23		55,084.23	
0100-6023	Heat	22,641.47		22,641.47	
0100-6024	Telephones and Telegraph	23,708.28	6,575.50	17,132.78	
0100-6030	Repairs and Maintenance – Variety Club	17,188.17		17,188.17	
0100-6031	Custodial – Variety Club	5,698.86	5,494.86	204.00	
0100-6040	Repairs and Maintenance – Medical Sciences	19,494.82		19,494.82	
0100-6041	Custodial – Medical Sciences	2,231.00	1,968.00	263.00	
0100-6050	Repairs and Maintenance – Animal Research Laboratories	100,009.22		95,778.23	2,277.57
0100-6051	Custodial – Animal Research Laboratories	14,759.63	14,759.63		1,953.42
0100-6090	Minneapolis Campus – Specials	39,188.18		39,188.18	
0100-6100	Minneapolis Campus Maintenance	275,938.77	12,544.00	191,276.76	33,097.81
	Total	\$ 4,874,840.04	\$ 1,536,287.87	\$ 3,016,510.98	\$ 115,297.25
				\$ 206,743.94	
Intercollegiate Athletic Fund					
0501-6100	Athletic Field	\$ 82,196.84		\$ 81,442.79	\$ 661.50
0501-6010	Williams Arena	50,747.32		44,777.03	5,970.29
0501-6010	Cooke Hall	27,903.70		27,392.34	511.36
0501-6010	Stadium	36,458.24		36,458.24	
0501-6010	Indoor Practice Building	11,259.03		11,259.03	
0501-6010	Athletic Fields	224.06		224.06	
0501-6010	Delta Field Locker Building	238.35		238.35	
0501-6012	Williams Arena	26,657.62		26,657.62	
0501-6012	Cooke Hall	16,685.97		16,685.97	
0501-6012	Stadium	4,007.82		4,007.82	
0501-6012	Indoor Practice Building	8,429.54		8,429.54	
0501-6012	Delta Field Athletic Building	441.67		441.67	
0501-6012	Athletic Fields	9,940.43		9,940.43	
	Total	\$ 275,190.59		\$ 267,954.89	\$ 661.50
					\$ 6,574.20
	Grand Total	\$ 5,150,030.63	\$ 1,536,287.87	\$ 3,284,465.87	\$ 115,958.75
					\$ 213,318.14
St. Paul Campus					
0100-6200	Administration	\$ 16,895.87	\$ 16,782.76	\$ 113.11	
0100-6201	Telephones and Telegraph	63,758.78	5,497.68	58,261.10	
0100-6210	Repairs and Maintenance	427,987.97	18,134.18	366,957.05	\$ 10,576.34
0100-6211	Custodial	267,949.02	253,707.58	11,270.48	2,970.96
0100-6212	Utilities	145,037.16		145,037.16	
0100-6213	Heat	220,764.83	107,343.42	106,917.14	811.83
0100-6214	General Expense	14,881.65		13,169.93	1,011.72
0100-6215	Tunnels	8,291.46	7,396.86	894.60	
0100-6220	St. Paul Campus Maintenance	78,517.93		59,058.79	290.64
0100-6250	University Farm – General Service and Maintenance	82,898.97	56,103.49	20,076.95	6,306.43
0100-6290	St. Paul – Specials	14,401.25		14,401.25	
	Total	\$ 1,341,384.89	\$ 464,965.97	\$ 796,157.56	\$ 21,967.92
					\$ 58,293.44
Duluth Campus					
0100-6300	Administration	\$ 36,371.55	\$ 35,379.96	\$ 945.29	\$ 46.30
0100-6310	Repairs and Maintenance	195,009.81	79,551.81	106,017.93	2,079.47
0510-6310	University Services Fund	11,008.50		11,008.50	\$ 7,360.60
0100-6311	Custodial	189,843.19	175,206.65	13,535.42	1,101.12

STATEMENT OF EXPENDITURES – CURRENT FUNDS

July 1, 1964 to June 30, 1965

SCHEDULE B-4

Dept. No.	Total	Salaries and Wages	Supplies and Expenses	Equipment	Buildings and Improvements
0100-6312	Utilities	\$ 67,200.31		\$ 67,200.31	
0100-6313	Heat	170,986.94	\$ 103,576.85	65,020.24	\$ 195.00
0100-6314	Telephones and Telegraph	24,301.45	7,262.50	17,038.95	2,194.85
0100-6320	Duluth Campus Maintenance	79,461.53	67,802.31	7,620.65	717.94
	Total	\$ 774,183.28	\$ 468,780.08	\$ 288,387.29	\$ 4,139.83
Morris Campus					
0100-6400	Plant Services – Morris	\$ 127,510.22	\$ 68,248.66	\$ 38,741.89	\$ 8,035.82
0100-6411	Custodial	22,964.09	21,051.82	1,292.25	620.02
0100-6414	Telephones and Telegraph	508.47		508.47	
	Total	\$ 149,965.84	\$ 89,300.48	\$ 39,525.67	\$ 8,655.84
Rosemount Research Center					
0100-6500	Administration	\$ 181,424.74	\$ 107,425.77	\$ 47,452.61	\$ 26,436.60
0100-6502	Maintenance and Operation	16,593.88		16,593.88	
0100-6503	Land and Housing	517.52		517.52	
	Total	\$ 198,536.14	\$ 107,425.77	\$ 64,564.01	\$ 26,436.60
Other Physical Plant					
0100-6900	Advisory Architect	\$ 24,593.21	\$ 18,789.49	\$ 5,208.72	\$ 595.00
0100-6901	President's Residence – Eastcliff	26,503.71	10,530.42	15,973.29	
0100-6902	Flight Facilities	18,521.97	8,717.38	1,362.09	8,442.50
0500-6903	Temporary Rental Properties	819.26		819.26	
0500-6904	Campus Rentals Properties	14,277.15	4,050.00	10,203.15	24.00
0500-6905	Como Clinic Building	373.57		373.57	
	Gifts and Grants – Endowed:				
0940-6906	Kewanis Court	218.90		218.90	
0940-6907-8-9	Miscellaneous Property	284.22		284.22	
	Total	\$ 85,154.19	\$ 42,087.29	\$ 34,005.40	\$ 9,061.50
Auxiliary Enterprises					
0500	Minneapolis	\$ 14,092,894.23	\$ 4,842,695.71	\$ 8,923,121.57	\$ 280,678.88
0501	Athletics – Minneapolis	1,109,418.14	385,120.52	713,147.64	2,837.40
0505	St. Paul	1,552,334.98	523,176.60	1,006,255.29	22,445.83
0510	Duluth	874,551.86	246,359.04	599,989.56	21,398.45
0511	Athletics – Duluth	90,456.64	13,241.81	76,800.88	413.95
0515	Morris	361,297.12	98,617.63	254,596.66	5,049.07
05XX	Other	313,794.12	126,926.92	174,622.95	7,280.08
	Total	\$ 18,394,747.09	\$ 6,236,138.23	\$ 11,748,534.55	\$ 340,103.66
University Services Other					
0950-7323	Unassigned	\$ 9.68		\$ 9.68	
0960-7410	Flight Facilities	25,000.00		\$ 25,000.00	
	Total	\$ 24,990.32		\$ 9.68	\$ 25,000.00
Student Aid					
	Gifts and Grants	\$ 1,800,720.29	\$ 592,852.99	\$ 1,166,328.23	\$ 41,539.11
	Endowed	198,465.45	12,366.45	185,739.42	359.58
	Total	\$ 1,999,185.74	\$ 605,219.44	\$ 1,352,067.65	\$ 41,898.69
	Total Current Expenditures	\$ 125,778,748.70	\$ 72,976,435.36	\$ 46,666,287.45	\$ 5,475,366.85
	Total Plant Fund Expenditures	11,003,912.66	3,890.30	1,179,074.25	372,389.66
	Grand Total	\$ 136,782,661.36	\$ 72,980,325.66	\$ 47,845,361.70	\$ 5,847,756.51
		\$ 10,109,217.49			

STATEMENT OF INCOME AND EXPENDITURES

AUXILIARY ENTERPRISES

July 1, 1964 to June 30, 1965

SCHEDULE B-5

Summary	Balance July 1, 1964	Income	Expenditures	Transfers
Project Revenue Fund Accounts				
Commonwealth Terrace - Phase I	\$ 45,044.00	\$ 29,519.42	\$ 20,235.69	\$ 52,597.22-
Interest Account			24,356.06	24,356.06
Bailey Hall	90,358.44	574,851.26	503,059.45	86,386.33-
Interest Account			25,350.19	25,350.19
Territorial Hall	11,124.24	472,596.24	374,630.06	54,450.78-
Interest Account			49,379.69	49,379.69
Addition to Comstock Hall	31,092.85	268,673.39	207,504.63	66,433.69-
Interest Account			26,589.06	26,589.06
Residence Hall Units (B) - Duluth	4,336.72	46,954.55	23,399.64	20,961.26-
Interest Account			9,063.75	9,063.75
Frontier Hall	100,427.04	471,840.84	338,142.64	108,136.75-
Interest Account			45,940.60	45,940.60
Commonwealth Terrace - Phase II	32,565.28	138,941.11	60,951.81	32,495.79-
Interest Account			28,881.23	28,881.23
Commonwealth Terrace - Phase III	687.31-	164,050.94	69,717.70	92,192.29-
Interest Account			42,380.00	42,380.00
Auxiliary Enterprises - Dormitories and Dining Halls - Other				
	<u>552,717.25</u>	<u>3,644,203.17</u>	<u>3,391,084.04</u>	<u>185,923.30-</u>
Total - Auxiliary Enterprises - Dormitories and Dining Halls				
	\$ 866,978.51	\$ 5,811,630.92	\$ 5,240,666.24	\$ 447,636.83-
Auxiliary Enterprises - Student Services	841,525.36	7,744,190.31	6,814,594.37	631,366.31-
Auxiliary Enterprises - General Services	945,723.33	5,777,806.38	5,122,467.53	561,128.36-
Auxiliary Enterprises - Other Services	<u>44,225.49</u>	<u>136,820.50</u>	<u>27,546.35</u>	<u>110,017.62-</u>
Total	\$2,698,452.69	\$19,470,448.11	\$17,205,274.49	\$1,750,149.12-
Athletics - Minneapolis	64,976.96	1,394,017.51	1,531,817.34	242,120.83
Athletics - Duluth	3,405.21	87,173.98	90,456.64	72.90
Athletics - Morris	<u>1,034.83</u>	<u>15,772.05</u>	<u>17,228.27</u>	<u>422.80-</u>
Grand Total	\$2,767,869.69	\$20,967,411.65	\$18,844,776.74	\$1,508,378.19-

**STATEMENT OF INCOME AND EXPENDITURES
AUXILIARY ENTERPRISES
July 1, 1964 to June 30, 1965**

SCHEDULE B-5

Balance June 30, 1965		Expenditure Breakdown			
Obligated	Unobligated	Salaries and Wages	Supplies and Other Expenses	Equipment	Land Buildings and Improvements
\$ 11,705.53	\$ 9,975.02--	\$ 40,397.92	\$ 23,977.16--	\$ 1,802.71	\$ 2,012.22
9,309.19	66,454.73	195,705.42	24,356.06	2,569.29	
10,144.47	44,495.17	43,665.13	304,784.74		
	25,827.92		25,350.19		
	6,930.37	9,393.33	330,964.93		
945.56	125,042.93	39,163.72	49,379.69	171.50	
	78,058.79		207,504.63		
	1,453.64		26,589.06		
			14,006.31		
			9,063.75		
			298,807.42		
			45,940.60		
			60,951.81		
			28,881.23		
			69,717.70		
			42,380.00		
<u>164,731.16</u>	<u>455,181.92</u>	<u>1,311,993.44</u>	<u>2,048,648.34</u>	<u>19,810.60</u>	<u>10,631.66</u>
\$ 196,835.91	\$ 793,470.45	\$1,640,318.96	\$ 3,563,349.30	\$ 24,354.10	\$12,643.88
294,339.75	845,415.24	2,421,731.03	4,238,863.23	109,658.93	44,341.18
351,345.47	688,588.35	1,775,673.24	3,139,287.00	202,834.28	4,673.01
1,918.02	41,564.00	4,837.80	22,684.55	24.00	
<u>\$ 844,439.15</u>	<u>\$2,369,038.04</u>	<u>\$5,842,561.03</u>	<u>\$10,964,184.08</u>	<u>\$336,871.31</u>	<u>\$61,658.07</u>
162,619.87	6,678.09	532,329.13	981,102.53	3,498.90	14,886.78
195.45		13,241.81	76,800.88	413.95	
538.34	1,382.53--	52.67	17,170.60	5.00	
<u>\$1,007,792.81</u>	<u>\$2,374,333.60</u>	<u>\$6,388,184.64</u>	<u>\$12,039,258.09</u>	<u>\$340,789.16</u>	<u>\$76,544.85</u>

STATEMENT OF THE INTERCOLLEGIATE ATHLETICS FUND
July 1, 1964 to June 30, 1965

SCHEDULE B-6

Balance at Beginning of Year		
Reserve for Open Requisitions	\$ 17,722.10	
Reserve for Authorizations in Process	38,629.74	
Unencumbered Allotments	<u>8,625.12</u>	
Total		\$ 64,976.96
 Income		
Student-Staff Privilege Books	\$203,992.50	
Public Ticket Sales:		
Football	\$661,069.01	
Basketball	136,090.73	
Hockey	49,905.80	
Baseball	4,345.75	
Other Sports	<u>7,831.86</u>	
		859,243.15
 Athletic Programs	 40,211.04	
Radio and Television	165,118.24	
Rent	16,465.76	
Interest on Temporary Investments	15,846.74	
Mailing Fees	6,976.83	
Rose Bowl Receipts	32,841.45	
Revolving Fund Receipts	46,508.79	
Other Miscellaneous Income	<u>6,813.01</u>	
Total Income		<u>\$1,394,017.51</u>
		\$1,458,994.47
 Expenditures		
Salaries	\$532,329.13	
Supplies and Material	143,577.16	
Communication Service	24,511.17	
Travel	108,378.19	
Transportation	2,495.46	
Utilities	55,137.32	
Rent	46,404.38	
Repairs	200,643.76	
Other Current Expense	398,355.09	
Fellowships, Scholarships, Prizes, and Awards	1,600.00	
Equipment	3,498.90	
Land and Building	<u>14,886.78</u>	
Total Expense		<u>\$1,531,817.34</u>
		\$ 72,822.87-
Transfers		<u>242,120.83</u>
Ending Balance		<u>\$ 169,297.96</u>
 Ending Balance		
Reserve for Open Requisitions	\$ 37,273.10	
Reserve for Open Authorizations	125,346.77	
Unencumbered Allotments	<u>6,678.09</u>	
Total		<u>\$ 169,297.96</u>

CURRENT EXPENDITURES – SALARIES AND WAGES

July 1, 1964 to June 30, 1965

SCHEDULE B-7

	Grand Total	Civil Service	Total Academic	Administration, Deans and Directors	Professors
General Administration	\$ 1,662,048.58	\$ 1,440,347.21	\$ 221,701.37	\$179,493.74	\$ 824.00
General Expense	3,102,727.34	1,962,885.51	1,139,841.83	120,354.17	349,798.58
College of Liberal Arts	5,841,317.96	554,353.83	5,286,964.13	25,000.08	1,790,342.38
Institute of Technology	4,667,412.09	637,137.85	4,030,274.24	31,249.92	1,401,371.55
Institute of Agriculture	2,803,234.58	455,135.76	2,348,098.82	24,000.00	1,245,392.15
College of Medical Sciences	2,873,195.42	462,789.20	2,410,406.22	27,000.00	974,180.26
College of Veterinary Medicine	715,324.93	181,586.78	533,738.15	24,000.00	231,829.55
School of Dentistry	631,928.00	163,767.49	468,160.51	17,500.00	213,310.80
Law School	516,785.31	90,788.44	425,996.87	26,500.08	244,244.22
College of Pharmacy	261,856.58	44,408.09	217,448.49	21,500.16	96,325.32
College of Education	1,806,407.71	265,072.93	1,541,334.78	21,500.16	453,955.94
Summer Session	1,023,414.89	33,333.95	990,080.94	11,000.16	239,462.46
Graduate School	163,063.86	78,150.52	84,913.34	19,750.08	34,527.28
School of Business Administration	755,365.98	111,699.75	643,666.23	24,250.08	235,218.91
University of Minnesota – Morris	598,156.55	82,039.27	516,117.28	18,000.00	11,199.96
University College	2,864.98	2,864.98			
General College	809,874.04	54,048.75	755,825.29	22,250.16	82,907.70
University of Minnesota – Duluth	1,729,072.68	237,733.23	1,491,339.45	21,500.16	443,159.11
Military Science	17,981.44	17,981.44			
Instructional Trust Funds	1,658,959.90	440,107.25	1,218,852.65		236,689.40
Organized Activities Relating to Instructional Departments:					
University Hospitals	8,657,941.63	7,923,586.01	734,355.62	21,000.00	110,625.88
Other	634,988.09	173,299.75	461,688.34		77,078.34
General Extension Division	1,952,857.28	565,127.72	1,387,729.56	10,999.92	319,608.39
Agricultural Extension	2,459,275.56	195,629.35	2,263,646.21		255,673.81
Other Extension and Public Service	1,920,588.23	719,282.61	1,201,305.62	671.75	180,454.29
Libraries	1,234,548.73	721,867.20	512,681.53		48,850.08
Agricultural Experiment Stations	2,284,127.59	1,170,053.42	1,114,074.17		203,186.52
Other Budgeted Research	1,187,197.71	453,692.29	733,505.42		158,788.67
Plant Services					
Minneapolis Campus	\$ 1,536,287.87	\$ 1,522,453.65	\$ 13,834.22	\$ 13,834.22	
St. Paul Campus	464,965.97	458,048.93	6,917.04	6,917.04	
Duluth Campus	468,780.08	468,780.08			
Morris Campus	89,300.48	89,300.48			
Rosemount	107,425.77	107,425.77			
Other Plant Services	42,087.29	27,837.05	14,250.24		14,250.24
Total Plant Services	<u>\$ 2,708,847.46</u>	<u>\$ 2,673,845.96</u>	<u>\$ 35,001.50</u>	<u>\$ 20,751.26</u>	<u>\$ 14,250.24</u>
Subtotal	\$54,681,365.10	\$21,912,616.54	\$32,768,748.56	\$ 688,271.88	\$ 9,653,255.79
Sponsored Research	11,453,712.59	5,117,779.49	6,335,933.10	2,395.91	1,024,271.19
Auxiliary Enterprises	6,236,138.23	5,734,328.85	501,809.38	1,450.00	99,433.72
Student Aid – Fellowships					
Scholarships, and Prizes	605,219.44	27,423.29	577,796.15		91,749.61
Grand Total	<u>\$72,976,435.36</u>	<u>\$32,792,148.17</u>	<u>\$40,184,287.19</u>	<u>\$ 692,117.79</u>	<u>\$10,868,710.31</u>
Equivalent Full-Time Number	11,505	6,775	4,730	35	725
Average Salary	\$ 6,343	\$ 4,840	\$ 8,496	\$ 19,933(1)	\$ 14,984

(1) Includes for the first time in 1964-65 the Assistant and Associate Deans

CURRENT EXPENDITURES – SALARIES AND WAGES

July 1, 1964 to June 30, 1965

SCHEDULE B-7

Associate Professors	Assistant Professors	Instructors	Assistants	Agriculture Extension Assistants	Medical Fellows	Miscellaneous
\$	\$ 1,570.00	\$ 4,166.70	\$ 1,338.32	\$	\$	\$ 34,308.61
194,592.74	224,439.42	173,082.96	77,573.96			
848,729.09	552,686.26	803,849.51	1,113,405.33			152,951.48
908,528.11	592,914.21	154,688.38	848,090.41			93,431.66
407,950.37	329,382.57	199,897.62	136,684.07	1,015.92		3,776.12
410,447.74	395,850.31	338,785.54	58,176.20		200,402.08	5,564.09
63,296.52	81,372.88	129,628.09	2,811.07			800.04
96,992.98	68,250.94	49,189.26	6,612.36		3,593.95	12,710.22
77,921.93	11,993.23	59,809.68	1,127.73			4,400.00
59,150.52	18,450.18	2,637.44	19,384.87			
338,229.10	177,932.30	405,752.93	133,279.56			10,684.79
205,067.99	172,890.72	163,378.90	144,352.70			53,928.01
4,840.08	9,000.00	14,587.80	2,208.10			
108,544.70	72,577.26	53,933.20	100,098.51			49,043.57
93,637.34	186,327.74	196,708.70				10,243.54
130,993.58	144,648.92	271,441.38	94,889.00			8,694.55
247,809.10	288,335.08	380,984.00	9,354.86			100,197.14
275,903.79	364,127.11	178,537.89	39,295.64		52,972.98	71,325.84
124,919.04	221,996.42	60,489.94	6,326.70	501.08	89,384.56	99,112.00
24,522.26	49,397.39	286,566.78	24,123.57			
268,803.04	168,419.23	287,085.92	91,862.18			240,950.88
289,296.03	203,217.32	139,412.19	992.20	1,375,054.66		
245,904.54	289,252.65	314,843.66	51,707.90	42,630.42		75,840.41
400.00	104,366.46	359,064.99				
99,589.94	202,336.78	151,316.88	457,644.05			
112,474.04	106,348.11	122,164.29	218,151.27			15,579.04
<u>\$5,638,544.57</u>	<u>\$ 5,038,083.49</u>	<u>\$5,302,004.63</u>	<u>\$3,639,490.56</u>	<u>\$1,419,202.08</u>	<u>\$346,353.57</u>	<u>\$1,043,541.99</u>
660,642.50	1,436,529.84	1,692,005.23	1,395,405.25		69,864.14	54,819.04
45,419.14	162,903.54	76,018.37	41,018.57		24,386.76	51,179.28
<u>49,886.33</u>	<u>53,958.55</u>	<u>29,974.62</u>	<u>29,437.15</u>		<u>254,305.10</u>	<u>68,484.79</u>
<u>\$6,394,492.54</u>	<u>\$6,691,475.42</u>	<u>\$7,100,002.85</u>	<u>\$5,105,351.53</u>	<u>\$1,419,202.08</u>	<u>\$694,909.57</u>	<u>\$1,218,025.10</u>
572	716	993	1,139	198	206	146
\$ 11,183	\$ 9,340	\$ 7,153	\$ 4,483	\$ 7,158	\$ 3,372	8,355

**SUMMARY STATEMENT OF CURRENT FUNDS
FEDERAL APPROPRIATIONS
July 1, 1964 to June 30, 1965**

SCHEDULE B-8

Fund No.	Balance at Beginning of Year	Schedule B-1 Income		Expenditures to Schedule B-2
		Appropriations	Other	
0202	\$ 164,490.59	\$1,953,410.06	\$	\$ 1,938,844.52
0203	25,626.81	866,961.00		843,534.28
0204	18,859.23	23,411.00		34,488.26
0207		50,000.00		50,000.00
0210		231,143.75		231,143.75
0216		203,527.25		197,384.08
0217	14,396.31	28,473.21		32,246.15
0100	3,918.49	17,222.36		17,222.36
0100		119,091.16		119,091.16
0100		1,278.79		1,278.79
0100		8,030.07		8,030.07
Total	\$ 227,291.43	\$3,502,548.65	\$	\$ 3,473,263.42

**SUMMARY STATEMENT OF CURRENT FUNDS
SPECIAL STATE APPROPRIATIONS
July 1, 1964 to June 30, 1965**

SCHEDULE B-9

Fund No.	Balance at Beginning of Year	Schedule B-1 Income		Expenditures to Schedule B-2
		Appropriations	Other	
0300	\$ 30,261.12	\$ 833,000.00	\$ 25,236.04	\$ 853,933.93
0301	200.21	80,000.00	38.97	76,640.43
0302	36,154.42	600,000.00	22.18	566,151.24
0303	21,203.83	95,000.00	200.00	101,037.03
0304	3,589.84	85,000.00		87,979.86
0305	24.26-	39,625.00		37,432.04
0306	15,912.61	490,266.00	220,820.45	723,123.71 (1)
0307	11,794.14	125,000.00		123,665.86
0308	5,971.87			5,806.18
0309	3,371.99	37,000.00		36,758.78
0310	3,350.01	44,000.00		45,687.10
0311	6,854.30	122,542.00		119,005.52
0312	67.67-	18,000.00		17,893.61
0313	8,100.00	36,900.00		34,150.00
0314	33,367.11			24,073.52
0315	4,782.74	45,000.00	188.00	45,562.64
0316	1,273.18	54,000.00		55,013.02
0317	931.15	60,000.00	438.59	61,313.65
0319	35.86-	19,500.00		19,399.86
0321	3,198.12	45,000.00		45,658.74
0322	158.47-	12,764.00	413.50	13,648.92
0323	707.91-	47,201.00		44,619.64 (2)
0324				
	Deposits	3,407.38	50,000.00	50,060.23
0325	4,667.04	46,000.00		45,843.16
0326	270.82	45,000.00		44,067.63
0327				
	Cuyuna Range	2,086.62	117,686.00	391.29
0328	6,655.39	46,936.00	18,425.02	58,621.08
0330	82,089.89		97,729.75	61,896.27
0375	976.01	783,387.00		783,098.37 (3)
0380	391.86	303,779.00		303,919.50
0385	1,751,694.20	4,633,894.03	7,490,838.45	11,996,291.92 (4)
0390	3,876.41	628,249.00		623,500.06
0395		70,717.00		70,717.00
0399				47,225.00- (5)
Total	\$2,045,438.09	\$9,615,446.03	\$7,854,742.24	\$17,245,523.61

- (1) Includes net transfers in of \$966.66
- (2) Includes net transfers out of \$.12
- (3) Includes net transfers out of \$45.71
- (4) Includes net transfers out of \$939,270.76
- (5) Includes net transfers in of \$47,225.00

**SUMMARY STATEMENT OF CURRENT FUNDS
FEDERAL APPROPRIATIONS
July 1, 1964 to June 30, 1965**

SCHEDULE B-8

Balance at End of Year		Analysis of Expenditures			
Obligated	Unobligated	Salaries and Wages	Supplies and Expenses	Equipment	Buildings and Improvements
\$ 26,294.51	\$152,761.62	\$ 1,660,729.35	\$ 260,272.78	\$ 17,528.54	\$ 313.85
43,502.17	5,551.36	573,390.94	163,982.57	101,057.73	5,103.04
6,890.21	891.76	26,123.50	6,178.23	2,186.53	
		46,827.69	3,172.31		
		217,056.82	14,086.93		
20,313.91	225.57	106,699.96	45,033.50	45,650.62	
195.97	50.42-	25,780.51	3,979.13	2,486.51	
		17,222.36			
		119,091.16			
		1,278.79			
		8,030.07			
\$ 97,196.77	\$159,379.89	\$ 2,802,231.15	\$ 496,705.45	\$168,909.93	\$ 5,416.89

**SUMMARY STATEMENT OF CURRENT FUNDS
SPECIAL STATE APPROPRIATIONS
July 1, 1964 to June 30, 1965**

SCHEDULE B-9

Balance at End of Year		Salaries and Wages	Supplies and Expenses	Equipment	Buildings and Improvements
Obligated	Unobligated				
\$ 34,612.70	\$ 49.47-	\$ 713,376.18	\$ 137,442.61	\$ 2,356.14	\$ 759.00
3,603.40	4.65-	63,899.90	11,409.50	1,331.03	
70,881.42	856.06-	390,333.98	121,922.92	49,171.30	4,723.04
15,680.52	313.72-	33,976.20	42,766.66	24,294.17	
862.80	252.82-	71,816.23	12,611.63	3,552.00	
2,192.54	23.84-	33,323.87	2,620.63	1,487.54	
4,752.24	876.89-	610,538.64	82,545.00	31,006.73	
13,284.65	156.37-	88,594.03	17,872.00	17,199.83	
174.75	9.06-		5,806.18		
3,632.52	19.31-	23,515.69	5,407.19	7,835.90	
1,764.58	101.67-	36,368.23	8,673.87	645.00	
11,849.29	1,458.51-	74,670.68	41,379.63	817.18	2,138.03
41.40	2.68-	12,202.66	5,690.95		
	10,850.00		34,150.00		
9,293.79	.20-	9,446.18	1,758.44	12,868.90	
4,420.00	11.90-	37,862.20	7,700.44		
350.39	90.23-	42,215.10	12,378.17	419.75	
1,081.53	1,025.44-	46,816.10	14,192.92	304.63	
64.28		17,800.08	1,599.78		
3,241.95	702.57-	38,507.17	5,822.03	1,329.54	
9.75	639.64-	7,939.26	4,734.00	975.66	
2,808.80	935.35-	33,978.60	6,621.19	4,019.73	
3,383.54	36.39-	37,726.14	8,983.07	3,351.02	
5,729.87	905.99-	25,718.23	17,047.94	3,076.99	
1,272.25	69.06-	41,206.82	2,830.84	29.97	
4,047.19	61.39-	99,877.24	15,374.70	926.17	
13,395.33		33,003.75	20,614.79	1,239.97	3,762.57
116,480.46	1,442.91		20,293.33	36,748.57	4,854.37
1,264.64		594,094.77	185,958.60	2,999.29	
251.36		197,148.90	105,587.16	1,183.44	
1,880,252.25	117.49-	6,722,659.10	3,905,726.27	334,572.94	94,062.85
8,625.35		443,950.85	171,343.56	6,273.13	1,932.52
		58,325.46	12,391.54		
47,225.00					
\$2,266,530.54	\$ 3,572.21	\$10,640,892.24	\$5,051,257.54	\$550,016.52	\$112,232.38

STATEMENT OF LOAN FUNDS

July 1, 1964 to June 30, 1965

EXHIBIT C

Fund No.	Loan Funds	Loan Funds July 1, 1964	Additions		Interest Transferred To Principal
			Gifts	Interest on Loans	
1500	University of Minnesota Emergency Loan Fund	\$ 418.95			
1501	Intercollegiate Athletic Student Loan Fund	13,573.66		504.27	
1502	Elenore Mary Lawson Loan Fund	250.00			
1503	Ferdinand G. Kumm Memorial Loan	200.00		2.15	
1504	Sarah Louise Keinholtz Memorial Loan Fund	200.63		4.05	
1505	U. S. Office of Education - Cuban Students Loan Fund	1,296.00	500.00		
1506	Frank A. Morris Memorial Loan Fund	1,233.93		43.50	
1508	Farmers Union ABC Loan Fund - UMM	7,710.22	1,177.27	2.70	
1509	Harold A. Stueland Memorial Loan Fund	575.05	350.00	9.32	
1510	Benjamin Franklin Nelson Memorial Loan Fund	27,404.04		672.30	
1511	Reuel Fenstermacher Student Loan Fund for Veterinary Medicine	1,249.53		59.15	
1512	Ezra H. Pieper Emergency Loan Fund	1,030.04		12.76	
1513	Twin City Bank Loan Fund II	71,341.40		2,933.03	
1514	Minnesota Farm Bureau Federation Student Loan Fund	1,733.94		76.30	
1515	United Student Aid Fund	18,000.00			
1516	Twin City Student Loan Fund II - Morris	4,975.00		228.47	
1517	Robins, Davis, and Lyons Guarantee Loan Fund	1,500.00			
1518	Federal Cartridge Foundation Guarantee Loan Fund	2,000.00			
1519	Belle P. Christopher Memorial Loan Fund	802.05		36.85	
1520	Staff and Employees Student Loan Fund - Morris	3,705.00		180.60	
1521	American Dental Association - Dental Student Loan Fund	6,701.38		201.70	
1522	Adolph Meyer Memorial Loan Fund	996.68		6.30	
1523	J. Marshall Hanks Student Loan Fund	175.48		8.60	
1524	Irvin M. Nestingen Memorial Loan Fund	1,453.50		24.80	
1525	Minnesota Medical Foundation - Hospital Administration Loan Fund	1,089.97		9.80	
1526	Dr. LeRoy Doolittle Memorial Loan Fund	1,000.16		12.88	
1527	University of Minnesota, Morris, General Student Loan Fund	254.00	50.00-	.46	
1528	Anna M. Jones Memorial Loan Fund	10,061.00	7.00	268.75	
1529	International College of Dentists Loan Fund	600.00	300.00	15.80	
1530	College of Education Loan Fund	1,107.23		35.85	
1531	Navy League, Minneapolis Chapter Loan Fund	1,785.41	200.00	26.95	
1532	B.C. Gamble Student Loan Fund	10,044.80		295.20	
1533	Staff and Employees Loan Fund - Duluth	1,034.36			
1534	1936 Dental Students Loan Fund	150.00	25.00	2.10	
1535	Augustus L. Searle Fund	654.82		15.95	
1536	Gregg Johnson Memorial Music Loan Fund	1,007.06		29.27	
1537	School of Dentistry Loan Fund	1,696.00	415.00-		
1538	Women's Club of Richfield Loan Fund	282.60			
1539	Roy Rowell Ireland Trust Fund	186,027.90		6,546.44	
1540	Meeke County Farmers Union Loan Fund	200.00			
1541	Minneapolis Calhoun Elementary School PTA Loan Fund	100.00	50.00		
1542	Wheeler, Fredrickson, and Larson Guarantee Loan Fund	350.00	350.00		
1543	Law School Guarantee Loan Fund	150.00			
1544	Daniel C. Dvoracek Memorial Student Loan Fund	295.70	10.00	7.80	
1545	Mildred Z. Clarke Sigma Kappa Loan Fund	10,759.40		177.85	
1546	Captain Charles Hack M.D. Memorial Loan Fund	382.22			606.51
1548	William A. Peters Student Loan Fund	229.23		15.00	
1549	Duluth District Dental Auxiliary Loan Fund	684.37	300.00	22.00	
1550	Albert P. Krost Memorial Loan Fund	10,000.00			
1551	George W. Merck Memorial Loan Fund	8,000.00	4,000.00		
1552	Duluth Engineers Club Emergency Loan Fund	750.10		.30	
1553	Southern School of Agriculture Student Loan Fund	344.49			
1554	Indo American Club Student Loan Fund	305.00	5.00		
1555	Milton B. Kihlstrum Memorial Loan Fund	128.00	2,000.00		
1558	Robert (Tsai-Hsing) Chen Memorial Loan Fund	128.00			
1559	Jacob G. Cohen Loan Fund	4,599.40	100.00	66.75	
1560	Health Professions Student Loan Fund - Medicine		126,000.00		
1561	Health Professions Student Loan Fund - Dentistry		89,237.00		
1562	Foreign Staff Loan Fund				
1563	Charles and Ellora Alliss Foundation Loan Fund		5,000.00	8.65	
1564	PHS - Nursing Student Loan Fund		14,357.74		
1565	John Deere Student Loan Fund	2,140.02		22.60	
1566	Student Loan Fund, Grand Rapids	3,047.74		37.12	
1567	Selma A. Lee Memorial Loan Fund for Medical Students		8,000.00		

(1) Collateral held at bank 1515 \$18,000; 1517 \$1,500; 1518 \$2,000.
(2) Represents Principal Payment of \$23,000.01. Interest Payment of \$1,798.11.
(3) Collateral held at bank 1542 \$350; 1543 \$150.

STATEMENT OF LOAN FUNDS
July 1, 1964 to June 30, 1965

EXHIBIT C

Transfers From Other Funds	Deductions		Assets		
	Cancelled Notes	Expense	Loan Funds June 30, 1965	Cash	Notes Receivable
\$ 252.14-			\$ 418.95	\$ 418.95	\$ 7,728.88
			13,825.79	6,096.91	
			250.00	250.00	
1.07-			201.08	1.08	200.00
2.02-			202.66	32.66	170.00
			1,796.00	1,796.00	
21.75-			1,255.68	1,041.08	214.60
1.35-	68.20		8,820.64	953.64	7,867.00
4.66-			929.71	928.57	1.14
336.15-			27,740.19	15,078.33	12,661.86
29.57-			1,279.11	464.11	815.00
6.38-			1,036.42	961.42	75.00
883.98		24,798.12 (2)	50,360.29	8,607.64	41,752.65
38.15-			1,772.09	654.09	1,118.00
			18,000.00	18,000.00 (1)	
883.98-			4,319.49		4,319.49
			1,500.00	1,500.00 (1)	
			2,000.00	2,000.00 (1)	
18.42-			820.48	130.48	690.00
1,167.66-			2,717.94	90.30-	2,808.24
100.85-			6,802.23	97.87-	6,900.10
3.15-			999.83	572.83	427.00
4.30-			179.78	64.78	115.00
12.40-			1,465.90	712.90	753.00
4.90-			1,094.87	799.27	295.60
6.44-			1,006.60	1,006.60	
.23-			204.23	204.23	
134.37-			10,202.38	4,088.38	6,114.00
7.90-			907.90	312.90	595.00
17.92-			1,125.16	405.46	719.70
13.47-			1,998.89	848.89	1,150.00
147.60-			10,192.40	24.10-	10,216.50
			1,034.36	1,034.36	
1.05-			176.05	51.05	125.00
7.97-			662.80	662.80	
14.63-			1,021.70	601.47	420.23
60.00			1,341.00	1,341.00	
			282.60	282.60	
3,273.22-			189,301.12	66,959.05	122,342.07
			200.00		200.00
			150.00	150.00	
			700.00	700.00 (3)	
			150.00	150.00 (3)	
3.90-			309.60	184.60	125.00
88.92-			10,848.33	2,218.33	8,630.00
			988.73	988.73	
7.50-			236.73	171.73	65.00
11.00-			995.37	175.37	820.00
			10,000.00	10,000.00	
			12,000.00	4,400.00	7,600.00
.15-			750.25	673.77	76.48
			344.49	344.49	
			310.00	310.00	
			2,000.00	2,000.00	
33.37-			128.00	128.00	
			4,732.78	3,751.73	981.05
14,000.00			140,000.00	214.00	139,786.00
9,915.22			99,152.22	582.22	98,570.00
5,000.00			5,000.00	4,260.00	740.00
4.32-			5,004.33	706.83	4,297.50
1,595.31			15,953.05	9,666.05	6,287.00
11.30-			2,151.32	1,851.32	300.00
18.56-			3,066.30	2,653.88	412.42
			8,000.00	8,000.00	

STATEMENT OF LOAN FUNDS
July 1, 1964 to June 30, 1965

EXHIBIT C

Fund No.	Loan Funds	Loan Funds July 1, 1964	Additions		Interest on Loans	Interest Transferred To Principal
			Gifts			
1568	Stanil Toncheff Student Loan Fund	\$ 35,478.44	\$		\$ 1,161.38	\$
1575	Physicians and Hospital Supply Company and Ulmer Pharmacal Co. Fund	2,403.75			22.95	
1577	Vernon W. Olson, Junior Memorial Aid Fund	1,163.10			16.10	
1580	Bothilda Uglum Student Loan Memorial Fund	17,670.79			419.40	
1581	Student Emergency Loan Fund - Duluth	4,533.32	4.25		73.68	
1582	Henry J. Fletcher Memorial Aid Fund	20,323.35			483.15	
1584	Duluth Student Loan Fund	5,724.87			76.81	
1589	Ronald P. Nelson Loan Fund	2,126.32			49.25	
1590	Dr. Willard L. Burnap Loan Fund	331.41				
1603	Caleb Dorr Loan Fund	617.07			17.95	
1604	General Student Loan Fund	39,929.03	513.53		1,468.30	
1605	H.P. Bend Loan Fund	103.63				
1606	Cosmopolitan Club Loan Fund	1,855.74			31.10	13.80
1607	Elliot Trust Fund	12,020.45			11.75	360.18
1608	Engineers Bookstore Loan Fund	6,783.76			272.35	
1609	Gilfillan Trust Fund	235,612.64			8,783.60	3,450.00
1610	Edward M. and Effie R. Johnson Loan Fund	12,166.83			319.40	345.00
1611	Law Alumni Loan Fund	50,458.78	30.00		1,295.66	257.37
1612	Ramsey County Medical Auxiliary Loan Fund	854.40			7.10	
1613	John Lind Fund for Crippled Children	12,448.19			387.94	456.09
1614	F.D. Lindquist Loan Fund	1,455.58			62.30	
1615	Ludden Estate Fund	35,808.87			1,405.60	531.99
1616	Ludden Real Estate Fund	174,060.66			6,166.87	2,613.77
1617	Ludden Trust Fund	33,416.61			1,262.65	1,378.62
1618	First National Bank of St. Paul Loan Fund	1,521.75			50.10	
1619	Minnesota State Organization for Public Health Nursing Loan Fund	913.89				36.57
1620	Professional Sorority Council Loan Fund	144.98				
1621	Juniata Shepperd Loan Fund	403.52			6.75	
1622	Women's Auxiliary of Minneapolis Dental Society Loan Fund	3,331.54	1,450.00		76.20	
1623	W.C.T.U. (Eight Ward) Loan Fund	143.43			10.35	
1624	Mary Dwight Aker Loan Fund	6,592.20			260.90	
1625	"The Dads" Association of the University of Minnesota Loan Fund	1,647.01			58.95	
1626	Argosy Club Loan Fund	352.76			5.55	
1629	Dr. Nellie W. Nelson Home Economics Loan Fund	4,297.98			159.45	
1630	Minnesota G.A.R. and Women's Relief Corps Loan Fund	656.52			14.20	
1631	Earle Brown Loan Fund	515.84				
1632	Helen Dwan Loan Fund	138.09				
1633	Lambda Alpha Psi Graduate Loan Fund	775.22				
1634	Delta Sigma Delta Loan Fund	1,379.69			48.75	
1635	Anna R. Goldberg Loan Fund	379.43				
1636	Central School of Agriculture Loan Fund	2,160.50				
1637	Dorothy M. Winter Memorial Loan Fund	622.33			8.25	
1638	St. Paul Housewives League Loan Fund	806.94			38.50	
1639	West Central School of Agriculture Class of 1950 Loan Fund	600.57				
1640	Delta Phi Delta Loan Fund	143.91			6.00	
1657	Eitel Loan Fund	44,148.78			1,302.15	3,593.39
1672	William Arthur Lawhead Loan Fund	4,028.12			172.20	138.00
1676	St. Anthony Park Women's Relief Corps Loan Fund	546.11			18.65	
1677	Minneapolis Women's Advertising Club Loan Fund	398.82				
1678	Agriculture Faculty Women's Club Loan Fund	2,315.68	50.00		82.70	
1683	Wayne E. Butterbaugh Memorial Loan Fund	196.82				
1684	Class of 1901 Loan Fund	539.91				
1686	Women's Auxiliary of Hennepin County Medical Society Student Loan Fund	1,347.39			31.35	
1687	Minnesota Home Economics Association Loan Fund	262.06			7.05	
1688	Phi Upsilon Omicron Loan Fund	153.72				
1690	Twin City Panhellenic Loan Fund	70.16				
1691	Phi Lambda Theta Loan Fund	205.60				
1692	Edward E. Nicholson Student Loan Fund	10,998.82			387.50	
1693	John Buckhout Johnston Educational Loan Fund	7,994.36			257.05	597.54
1694	West Central School of Agriculture Seventh District Federation of Women's Clubs Loan Fund	2,021.01	200.00		52.50	
1697	Staff and Employee Student Loan Fund	16,487.85			630.20	
1698	Ladies Drug Auxiliary of Minneapolis Loan Fund	586.97			12.15	
1699	Minnesota Union Loan Fund	105.42			5.00	
1701	Staff and Employees Loan Fund	5,981.19			86.35	
1702	Gopher 4-H Club Loan Fund	69.73				

STATEMENT OF LOAN FUNDS
July 1, 1964 to June 30, 1965

EXHIBIT C

Transfers From Other Funds	Deductions		Assets		
	Cancelled Notes	Expense	Loan Funds June 30, 1965	Cash	Notes Receivable
\$ 580.69-	\$	\$	\$ 36,059.13	\$ 12,241.68	\$ 23,817.45
11.47-			2,415.23	1,855.23	560.00
8.05-			1,171.15	1,171.15	
209.70-			17,880.49	9,783.54	8,096.95
36.84-			4,574.41	3,188.11	1,386.30
241.57-			20,564.93	8,917.71	11,647.22
38.40-			5,763.28	3,929.70	1,833.58
24.62-			2,150.95	1,065.95	1,085.00
			331.41	257.32	74.09
8.97-			626.05	226.05	400.00
604.15-		25.90	41,280.81	2,995.96	38,284.85
			103.63	103.63	
15.55-			1,885.09	1,140.09	745.00
5.87-			12,386.51	6,626.46	5,760.05
136.17-			6,919.94	1,906.89	5,013.05
4,391.80-			243,454.44	71,146.39	172,308.05
159.70-			12,671.53	6,247.33	6,424.20
647.83-			51,393.98	18,305.27	33,088.71
3.55-			857.95	285.45	572.50
193.97-			13,098.25	5,824.75	7,273.50
31.15-			1,486.73	824.38	662.35
702.80-			37,043.66	15,937.06	21,106.60
3,083.43-			179,757.87	43,879.04	135,878.83
631.32-			35,426.56	14,642.46	20,784.10
25.05-			1,546.80	769.80	777.00
			950.46	950.46	
			144.98	144.98	
3.37-			406.90	256.90	150.00
38.10-			4,819.64	1,359.54	3,460.10
5.17-			148.61	148.61	
130.45-			6,722.65	3,037.35	3,685.30
29.47-			1,676.49	537.64	1,138.85
2.77-			355.54	251.54	104.00
79.72-			4,377.71	1,982.91	2,394.80
7.10-			663.62	592.62	71.00
			515.84	257.84	258.00
			138.09	23.09	115.00
			775.22	775.22	
24.37-			1,404.07	107.07	1,297.00
			379.43	379.43	
			2,160.50	1,731.81	428.69
4.12-			626.46	596.46	30.00
19.25-			826.19	421.19	405.00
			600.57	600.57	
3.00-			146.91	46.91	100.00
651.07-			48,393.25	13,214.64	35,178.61
86.10-			4,252.22	903.52	3,348.70
9.32-			555.44	70.44	485.00
			398.82	398.82	
41.35-			2,407.03	1,185.13	1,221.90
			196.82	196.82	
			539.91	539.91	
15.67-			1,363.07	293.07	1,070.00
3.52-			265.59	115.59	150.00
			153.72	153.72	
			70.16	70.16	
			205.60	205.60	
193.75-			11,192.57	2,326.77	8,865.80
128.52-			8,720.43	2,816.33	5,904.10
26.25-			2,247.26	942.26	1,305.00
315.10-			16,802.95	2,157.71	14,645.24
6.07-			593.05	393.05	200.00
2.50-			107.92	7.92	100.00
15,034.19			21,101.73	5,199.41	15,902.32
			69.73	69.73	

STATEMENT OF LOAN FUNDS

July 1, 1964 to June 30, 1965

EXHIBIT C

Fund No.	Loan Funds	Loan Funds July 1, 1964	Additions		Interest on Loans	Interest Transferred To Principal
			Gifts	Interest on Loans		
1703	Staff and Employees Extension Student Loan Fund.	\$ 2,341.63	\$ 5.00		\$ 57.20	\$
1704	Staff and Employees Central School of Agriculture Loan Fund	70.50				
1705	Child Psychology Study Circle St. Paul, Loan Fund	261.12				
1706	Staff and Employees School of Agriculture Loan Fund, Crookston	89.30				
1707	Staff and Employees School of Agriculture Loan Fund, Morris	249.08				
1708	Staff and Employees School of Agriculture Loan Fund, Grand Rapids	30.40				
1709	Richard Olding Beard Loan Fund	162.24				
1713	Minnesota Bookstore Student Loan Fund	251.56			6.60	
1716	Max Toltz Loan Fund in Engineering	131.03			.05	
1722	General Student Loan Fund - Special	4.52				
1732	Minnesota League of Nursing Loan Fund	519.65				
1734	Minnesota Bookstore Loan Fund	280.11				
1734	Josephine Louise Harper Loan Fund	126.63			2.75	
1745	Sigma Delta Gamma Graduate Students Loan Fund .	283.91				
1749	Frank B. Kellogg Loan Fund	45,277.31			1,625.40	
1750	Robert W. Murchic Graduate Loan Fund	243.17				
1765	Minnesota Medical Foundation Fund	590.22				
1776	W. K. Kellogg Foundation Student Aid - Medicine ..	16,160.60			438.15	
1777	W. K. Kellogg Foundation Student Aid - Dentistry ..	18,553.43			620.90	
1778	W. K. Kellogg Foundation Student Aid - Public Health	4,323.45			48.50	
1779	Faculty Women's Club Emergency Loan Fund	1,501.72			2.35	
1780	Foreign Students Loan Fund	214.66				
1782	W. K. Kellogg Foundation Student Aid - Nursing ..	2,323.32			59.80	
1783	Student War Loan Fund	8.75				
1784	Householders Loan Fund	1,909.85	50.00		37.15	
1785	A. E. Adams Student Loan Fund	2,559.37			83.45	
1786	Pioneer Hall Notes	316.11				
1789	W. K. Kellogg Foundation Student Aid - Medical Technicians	3,274.46			39.50	
1790	Minnesota Student Foundation Loan and Scholar- ship Fund	2,984.48			41.10	
1797	Rice County Student Loan Fund	1,132.94			40.95	
1812	National Defense Student Loans - University Contribution	96,766.19				
1813	Twin City Banks Student Loan Fund	58,803.76			2,623.12	
1819	Winchell Cottages Emergency Loan Fund I	7,727.52			161.25	
1822	Wm. S. Lindsley - Dental Students Loan Fund	6,748.55			345.15	
1823	National Association for Retarded Children - Goodhue County Loan Fund	951.80	200.00			
1824	Ford Foundation Loan Fund for Doctoral Engineering Students	265,196.28	40,000.00		60.00	
1836	Robert M. Hedrick Memorial Loan Fund	230.77				
1840	Archie D. and Bertha H. Walker	10,763.57	1,000.00		33.95	
1841	Minnesota Federation of Women's Clubs Loan Fund	808.39			8.55	
1842	Minnesota Federation of Women's Clubs General Student Loan Fund	4,375.80			182.50	
1843	Maria L. Sanford Loan Fund	2,471.20			80.50	
1844	Minnesota Federation of Women's Clubs Founders and Pioneers	502.97			10.95	
1845	Robert A. Good Student, Intern, Resident, and Fellowship Loan Fund	3,000.00				
1846	Hazel J. Upham Loan Fund	267.22			10.40	
1847	Southeastern District Dental Society Loan Fund ...	334.01			6.20	
1848	Minnesota Federation of Women's Clubs Past President Loan Fund	111.50				
1849	Inez Valentine Indian Welfare Fund	107.08			5.00	
1854	Alpha Alpha Gamma Loan Fund	1,206.30			17.95	
1855	Mortuary Science Students Loan Fund	738.42				
1856	North Minneapolis Pharmacists Club Loan	522.91			21.15	
1857	Hally J. Fisher Memorial Loan Fund	534.87				
1865	W. K. Kellogg Foundation - Hospital Administration Loan Fund	10,672.35	5,000.00		277.35	
1866	Metropolitan Bank Student Loan Fund	138,873.72			6,242.95	
1867	Dr. Eric Kent Clarke Loan Fund	6,198.05			29.40	
1868	Pathfinder Club Loan Fund	366.82			7.50	
1870	Gustavus Loevinger Memorial Loan Fund	5,179.97			337.10	
1872	National Defense Student Loan Fund - Minneapolis	2,040,289.88	880,353.00		34,398.08	
1873	National Defense Student Loan Fund - Duluth	204,781.49	100,800.00		3,421.86	

(4) Bank Loan Repayment \$17,000.01; Interest Payment \$1,539.99.
 (5) Bank Loan Repayment \$45,000.00; Interest Payment \$3,196.86.

STATEMENT OF LOAN FUNDS
July 1, 1964 to June 30, 1965

EXHIBIT C

Transfers From Other Funds	Deductions			Assets	
	Cancelled Notes	Expense	Loan Funds June 30, 1965	Cash	Notes Receivable
\$ 28.60-	\$	\$	\$ 2,375.23	\$ 1,399.38	\$ 975.85
			70.50	70.50	
			261.12	11.12	250.00
			89.30	89.30	
			249.08	249.08	
			30.40	30.40	
			162.24	162.24	
3.30-			254.86	126.36	128.50
			131.08	131.08	
			4.52	4.52	
			519.65	519.65	
			280.11	149.41	130.70
1.37-			128.01	78.01	50.00
			283.91	283.91	
812.70-			46,090.01	20,654.56	25,435.45
			243.17	43.17	200.00
			590.22	590.22	
219.07-			16,379.68	2,809.88	13,569.80
310.45-			18,863.88	1,335.03	17,528.85
			4,347.70	3,009.70	1,338.00
1.17-			1,502.90	357.90	1,145.00
			214.66	14.66	200.00
29.90-			2,353.22	1,344.17	1,009.05
			8.75	8.75	
18.57-			1,978.43	522.68	1,455.75
41.72-			2,601.10	1,174.85	1,426.25
			316.11	316.11	
19.75-			3,294.21	1,617.51	1,676.70
20.55-			3,005.03	1,036.93	1,968.10
20.47-			1,153.42	783.42	370.00
23,216.63-			73,549.56	73,549.56	
		18,540.00 (4)	42,886.88	3,406.48	39,480.40
80.62-			7,808.15	4,341.25	3,466.90
172.57-			6,921.13	2,026.53	4,894.60
			1,151.80	931.80	220.00
	21,602.00		283,654.28	127,876.28	155,778.00
			230.77	230.77	
16.97-			11,780.55	2,505.55	9,275.00
4.27-			812.67	482.67	330.00
91.25-			4,467.05	2,198.80	2,268.25
40.25-			2,511.45	985.95	1,525.50
5.47-			508.45	348.50	159.95
			3,000.00	2,450.00	550.00
5.20-			272.42	62.42	210.00
3.10-			337.11	187.11	150.00
			111.50	11.50	100.00
2.50-			109.58	9.58	100.00
8.97-			1,215.28	240.28	975.00
			738.42	598.42	140.00
10.57-			533.49	433.49	100.00
			534.87	534.87	
138.67-			15,811.03	9,500.88	6,310.15
		48,196.86 (5)	96,919.81	12,788.23	84,131.58
14.70-			6,212.75	997.75	5,215.00
3.75-			370.57	370.57	
168.55-			5,348.52	1,937.67	3,410.85
97,816.99		77,150.40	2,975,707.55	51,203.80	2,924,503.75
11,200.00		24,522.13	295,681.22	4,320.75	291,360.47

STATEMENT OF LOAN FUNDS
July 1, 1964 to June 30, 1965

EXHIBIT C

Fund No.	Loan Funds	Loan Funds July 1, 1964	Additions		Interest on Loans	Interest Transferred To Principal
			Gifts			
1878	Minnesota Alumnae Club Loan Fund	\$ 6,044.73	\$ 281.50		\$ 199.25	\$
1879	John B. Thompson Memorial Loan Fund	5,154.20			200.00	
1885	Celia K. Applebaum Memorial Loan Fund	7,508.29			246.76	
1889	Korsland Student Loan Fund - School of Architecture	2,156.25			108.50	
1893	North Central Electrical Manufacturers Club Student Loan Fund	8,538.87			303.20	
1898	Law Firm Loan Fund	513.48			12.50	
1899	National Defense Student Loan Fund - Morris	56,173.08	95,000.00		48.96	
1901	The Roy and Gladys Blakey Fund	54,727.32	3,670.81		2,166.68	
1907	Jessie Smith Noyes Foundations, Inc., Loan Fund	3,504.25			83.90	
1914	Minnesota State Pharmaceutical Association Loan Fund	1,587.40			21.55	
1919	Fred W. Reed Loan Fund	3,995.68			243.50	
1920	Minnesota Athletes Memorial Emergency Aid Fund	2,634.87			95.60	
1922	Charles Joel Winton Memorial Fund	1,331.18			15.97	
1928	John P. Coughlin Journalism Scholarship Fund	3,658.83			123.10	
1932	Frank J. Percival Loan Fund - Romance Languages	13,382.14			426.37	
1933	Frank J. Percival Loan Fund - Physical Education	13,637.60			448.50	
1934	Mortar Board Emergency Fund	340.90				
1936	Public Administration Alumni Student Loan Fund	444.05			9.40	
1939	Harold B. Schuck Memorial Fund	1,000.02				
1942	Women's Auxiliary of the St. Paul Dental Society Loan Fund	1,227.16			30.70	
1947	Alice M. Child Loan Fund	578.29			15.00	
1954	Minneapolis Advertising Club Loan Fund	1,300.59			33.90	
1957	Sally Richards Memorial Fund	2,292.81			6.09	
1958	Student Loan Reserve Fund	2,500.00			26,030.72	4,863.81
1965	Frances M. Money Loan Fund	1,120.44			20.60	
1968	Greater University Loan Fund	2,133.96	72.00		88.00	
1969	Staff and Employees Student Loan Fund - Duluth	6,916.31			93.21	
1974	Robert A. Schmitt Loan Fund	507.97				
1975	Chinese Students Emergency Aid Fund	1,097.67			53.55	
1976	Carlotta M. Brown Fund	108.70				
1983	Minneapolis Association of Sales Managers Loan Fund	1,200.92			27.60	
1984	Cosmopolitan Club - International Club of Minneapolis Loan Fund	692.54			9.00	
1991	Carmen Student Revolving Loan Fund	15,478.18			570.55	1,725.00
1993	Nellie Gorgas - Zontas Loan Fund	3,954.75			111.35	
1996	Anne Dudley Blitz Loan Fund	282.52			5.55	
	Total Assets					
	Collateral held at bank					
	Grand Totals	\$4,463,554.53	\$1,380,184.10		\$ 123,442.78	\$ 20,967.64

(6) Loan Fund Cash Balances with the exception of borrowed funds; (e.g. 1866 Fund) are invested in the Temporary Investment Pool.

(7) Fund 1515 \$18,000; 1517 \$1,500; 1518 \$2,000; 1542 \$350; 1543 \$150.

(8) This includes bank loans outstanding on Funds 1513, 1813, and 1866 in the amount of \$186,997.95.

STATEMENT OF LOAN FUNDS
July 1, 1964 to June 30, 1965

EXHIBIT C

Transfers From Other Funds	Deductions		Loan Funds June 30, 1965	Assets	
	Cancelled Notes	Expense		Cash	Notes Receivable
\$ 99.62-	\$	\$	\$ 6,425.86	\$ 3,347.71	\$ 3,078.15
100.00-			5,254.20	779.20	4,475.00
123.38-			7,631.67	1,783.02	5,848.65
54.25-			2,210.50	602.00	1,608.50
151.60-			8,690.47	2,527.12	6,163.35
6.25-			519.73	69.73	450.00
10,555.55			161,777.59	17,024.63	144,752.96
3,200.73			63,765.54	1,753.54	62,012.00
41.95-			3,546.20	723.20	2,823.00
10.77-			1,598.18	598.18	1,000.00
121.75-			4,117.43	867.33	3,250.10
47.80-			2,682.67	517.07	2,165.60
7.98-			1,339.17	460.12	879.05
61.55-			3,720.38	1,764.23	1,956.15
213.18-			13,595.33	4,310.74	9,284.59
224.25-			13,861.85	7,487.11	6,374.74
			340.90	194.90	146.00
292.75-			160.70	4.70	156.00
			1,000.02	893.02	107.00
15.35-			1,242.51	42.51	1,200.00
7.50-			585.79	585.79	
16.95-			1,317.54	1,004.44	313.10
3.04-			2,295.86	895.86	1,400.00
20,119.24-	7,009.29	3,766.00	2,500.00	2,500.00	
10.30-			1,130.74	578.74	552.00
44.00-			2,249.96	824.96	1,425.00
46.60-			6,962.92	3,180.78	3,782.14
			507.97	507.97	
26.77-			1,124.45	344.45	780.00
			108.70	108.70	
13.80-			1,214.72	575.72	639.00
4.50-			697.04	538.59	158.45
285.27-			17,488.46	8,038.71	9,449.75
55.67-			4,010.43	1,585.93	2,424.50
2.77-			285.30	225.30	60.00
			\$5,863,675.89	\$ 882,368.41 (6)	\$4,981,307.48
				22,000.00 (7)	
\$ 101,205.74	\$ 28,679.49	\$ 196,999.41	\$5,863,675.89 (8)	\$ 860,368.41	\$4,981,307.48

STATEMENT OF ENDOWMENT FUNDS

July 1, 1964 to June 30, 1965

EXHIBIT D

Fund No.	Name	Endowment				Earnings	Balance June 30, 1965
		Principal July 1, 1964	Endowment Gifts	Transfers	Adjustments	Transferred To Principal	
3000	Flora Rosenblatt Fund	\$ 6,000.00					\$ 6,000.00
3001	Robert J. and Sarah Maud Sivertson Fund	5,000.00					5,000.00
3002	Frederick and Margaret Weyerhauser Fund	6,000.00					6,000.00
3003	Max Ogdon Cole Fund	40,822.92					40,822.92
3004	Helen A. Young Fund	14,022.39					14,022.39
3005	Barry A. Halper Memorial Scholarship Fund	3,197.84	200.00				3,397.84
3006	Francis Miller Brown Memorial Endow- ment Fund	13,287.21			287.85		13,575.06
3007	Joseph O. and Marie H. Weaver Scholarship Fund	12,000.00					12,000.00
3008	Helen Harrington Scholarship Fund	23,625.00					23,625.00
3009	The Dwan Family Fund	7,685.89					7,685.89
3010	James A. Stewart Heart and Cancer Fund	34,407.53		16,696.26-	836.94		18,548.21
3011	Law School Service Fund	3,493.75					3,493.75
3012	Ernest Heilman Memorial Fellowship in Accounting	5,261.69	350.00				5,611.69
3013	Homer B. Dibell Law Scholarship	10,500.00					10,500.00
3014	Ben M. Cohen Memorial Fund	9,019.50	750.00				9,769.50
3015	L. M. Kolthoff Scholarship Fund in Analytic Chemistry	2,787.95	475.00				3,262.95
3016	Minnesota Garden Flower Society Scholarship Fund	2,300.00					2,300.00
3017	Mankato Stone Company Education Fund	700.00					700.00
3018	C. C. Ludwig Memorial Fund	5,690.00		20.00			5,710.00
3019	Elmer E. Stoll Estate University Theater Building	234,364.25				9,522.00	243,886.25
3020	Professor J. J. Bittner Acting Awards	300.00					300.00
3021	Stoll House - 1025 5th St. S. E.	20,000.00			20,000.00-		
3023	Judge Betty W. Washburn Scholarship Endowment Fund	10,050.00					10,050.00
3024	Sidney J. Kaplan Legal Scholarship Endowment Fund	9,218.00	130.00				9,348.00
3025	Hubert H. Humphrey Fellowship Political Science	46,697.53	916.32	497.39-	37.04		47,153.50
3026	William M. and Mildred E. Peters Scholarship Endowment Fund	500.00	250.00				750.00
3027	Howard S. Abbott Law Library Fund	2,000.00	500.00				2,500.00
3028	Knoblauch Fund for Medical Research	3,000.00					3,000.00
3029	Dr. Blumenthal Memorial Lectureship	4,520.19	2,596.49	1,015.59			8,132.27
3030	Hallie Bruce Memorial Prize Fund	684.00	125.00				809.00
3031	Laurie T. M. Jacobson Memorial Scholarship Fund	25,000.00					25,000.00
3032	Suzanne J. Doehring Memorial Scholarship Fund	25,025.00					25,025.00
3033	McMillan Endowment Fund	500,000.00					500,000.00
3035	Dr. Charles Daniel Harrington Endowment	40,632.31				1,626.33	42,258.64
3036	Ronald J. Nemer Law Scholarship Fund	721.34	1,050.00			53.82	1,825.16
3037	James J. Kottke Memorial Scholarship Fund	2,484.49	20.00				2,504.49
3038	John C. Anderson Research Fund	20,263.46	100.00				20,363.46
3039	Captain Charles Hack M. D. Memorial Fund	15,096.16					15,096.16
3040	School Publications Scholarship Fund	800.00	1,800.00				2,600.00
3041	David K. Jensen Memorial Scholarship Fund	5,170.00					5,170.00
3042	Frank Maloy and Mary Steele Anderson Fund	9,500.00					9,500.00
3043	Morris State Bank Scholarship Fund	3,000.00					3,000.00
3044	Morton and Ethel Smith Fund	94,237.38				3,155.26-	94,803.98
3045	G. D. Shepardson Memorial Electrical Engineering Loan Fund	12,709.38				524.38-	12,683.18
3046	Grace B. Dayton Scholarship Fund	1,000.00				498.18	1,000.00
3047	Marshal and Margaret Alworth Endow- ment Fund	56,207.28	30,000.00	11,503.62-	296.34		75,000.00*
3048	Howard W. Lyon Foundation Scholarship Fund	20,000.00					20,000.00
3049	John and Minnie Heitmann Scholarship Fund	2,000.00					2,000.00
3050	Thomas Heggen Memorial Library Fund	10,000.00					10,000.00
3051	D. Silverman Memorial Scholarship in Journalism Fund	7,970.06					7,970.06

*Actual Principal includes real estate valued at \$220,000 against which there is a mortgage payable of \$145,000.00.

STATEMENT OF ENDOWMENT FUNDS
July 1, 1964 to June 30, 1965

EXHIBIT D

Current Restricted Funds							
Account No.	Balance July 1, 1964	Gifts	Interest Income	Other Income	Expenditures	Transfers	Balance June 30, 1965
	\$	\$	\$	\$	\$	\$	\$
0685-5907	3,769.92		1,700.16				5,470.08
0850-8059	286.02	37.00	137.31		315.00		145.33
0850-8560	1,107.72		499.56				1,607.28
0850-8069	835.42		991.53		835.00		991.95
0693-5902	10,082.63		309.12		9,199.97		1,191.78
0940-4369	16,696.26		747.27			16,696.26	747.27
0940-4014	204.83		52.50				257.33
0850-8562	190.30		235.29		300.00		125.59
0850-8062	471.64		422.28				893.92
0850-8064	372.80		399.51		250.00		522.31
0850-8063	341.06	250.00	120.75				211.81
0850-8721	242.24		138.69		200.00		180.93
0850-8563	52.44		31.74				84.18
0850-8564	20.00		13.80				33.80
0850-8066	420.58		456.09		375.00		501.67
0850-8067	366.06	222.58	414.00		300.00		702.64
0850-8566	2,500.00		2,028.57		2,500.00	497.39	2,525.96
0850-8070	267.82	250.00	22.77		250.00		290.59
0940-4739	70.14		87.63				157.77
0685-5909	130.18		124.89				255.07
0940-4015	214.20		251.16			214.20	251.16
0850-8567	17.88		29.67				47.55
0850-8071	884.60		1,039.14				1,923.74
0850-8072	874.04		1,039.83		840.00		1,073.87
0940-4016	16,763.21		19,997.70		14,543.17		22,217.74
0850-8088	69.56		100.05				169.61
0741-5900	655.56		812.82		1,101.58	791.59	1,158.39
0850-8073	8.12	200.00	75.21				283.33
0850-8074	87.00		206.31				293.31
0940-4741	159.50		378.81				538.31
0850-8853	250.00		56.58		200.00		106.58
0850-8077	8.12		38.64				46.76
0850-8806	334.66		796.95				1,131.61
0850-8807	33.64		79.35				112.99
0940-4017			386.40			386.40	
0850-8075	124.96		308.43		300.00		133.39

STATEMENT OF ENDOWMENT FUNDS

July 1, 1964 to June 30, 1965

EXHIBIT D

Fund No.	Name	Endowment				Earnings Transferred To Principal	Balance June 30, 1965
		Principal July 1, 1964	Endowment Gifts	Transfers	Adjustments		
3052	O. and S. Wangensteen Support Fund for Medical History	\$ 8,320.00	\$ 400.00	\$	\$ 1.56-	\$	\$ 8,718.44
3053	The Lorenz G. Straub Memorial Fund ...	6,283.50		5,601.09			11,884.59
3054	Wild Life Fellowship	32,283.93		528.96-		1,264.08	33,019.05
3055	Minnesota Society of Architects Scholarship Fund	200.00	100.00				300.00
3056	F. M. Rarig Graduate Fellowship in Speech and Theatre	649.50	5.00			24.84	679.34
3057	The Perry Como Music Scholarship	3,500.00					3,500.00
3058	Frontier Hall Leadership Scholarship ...	1,800.00					1,800.00
3059	F and M McKinney Support Fund for Medical History	10,000.00					10,000.00
3060	A. Haeberle Scholarship in Speech Journalism Theatre Art	5,000.00	470.00				5,470.00
3061	Phasa D. Broderick Trust	32,500.00			4,231.63-		28,268.37
3062	Edward A. Everett Trust	755,000.00			4,120.32-		750,879.68
3063	Clan Stewart No. 50 of Duluth Scholarship		8,500.00			242.19	8,742.19
3064	Law School Class of 1924 Memorial Scholarship		1,020.00				1,020.00
3065	Public Administration Graduate Program Alumni Award		10.00	2,354.86			2,364.86
3066	Marty Fife Memorial Fund			1,220.65		22.77	1,243.42
3067	School of Agriculture St. Paul Loyalty Fund			1,567.20			1,567.20
3068	Timberlake M. Father & Son Awards Fund		5,375.50		150.00-	100.50	5,326.00
3069	Ruth Thomas Brinker Scholarship - Nursing		510.00	1,205.00		39.33	1,754.33
3070	Helen Jane Atkinson Memorial Fund ...		1,340,534.79		54,609.70		1,395,144.49
3072	Professor of the History of Medicine ...		16,960.00			155.94	17,115.94
3073	Alice Weickert Memorial Scholarship Fund		3,000.00				3,000.00
3074	Irvine McQuarrie Memorial Fund			6,265.00			6,265.00
3075	John & Mary Gonska Cultural Fund ...		2,685.79				2,685.79
3076	J. Frank & Alice B. Fraser Fund		49,317.21		37.84-	930.12	50,209.49
3077	Harold J. Richardson Law Scholarship ..		13,208.95				13,208.95
3078	Mrs. Joseph Ramsay III Medical History Support Fund		5,000.00			46.92	5,046.92
3079	E. A. Van Steenwyk Memorial Fund		59,904.27	34,095.73			94,000.00
3080	The Dayton Arboretum Fund		5,000.00				5,000.00
3081	Axel Hansen Memorial Scholarship		4,000.00				4,000.00
3082	Maude C. McMahon Trust Masonic Cancer Hospital Fund		50,000.00			467.82	50,467.82
3083	Edward A. Spencer Estate University of Minnesota Hospital Heart Fund		23,720.17			220.11	23,940.28
3084	Thomas D. McMahon Estate Masonic Cancer Hospital Fund		50,000.00				50,000.00
3085	Crosley Benevolent and Educational Scholarship		1,355.19				1,355.19
3121	Class of 1921 50th Anniversary Fund ...	314.64	265.00			17.25	596.89
3122	Class of 1922 50th Anniversary Fund ...	235.06	187.00			11.73	433.79
3123	Class of 1923 50th Anniversary Fund ...	187.90	195.00			11.04	393.94
3124	Class of 1924 50th Anniversary Fund ...	224.06	260.00			13.11	497.17
3125	Class of 1925 50th Anniversary Fund ...	268.48	255.00			14.49	537.97
3126	Class of 1926 50th Anniversary Fund ...	436.96	240.00			20.70	697.66
3127	Class of 1927 50th Anniversary Fund ...	332.22	270.00			17.25	619.47
3128	Class of 1928 50th Anniversary Fund ...	334.06	325.00			17.25	676.31
3129	Class of 1929 50th Anniversary Fund ...	604.28	275.00			27.60	906.88
3130	Class of 1930 50th Anniversary Fund ...	106.74	278.00			7.59	392.33
3131	Class of 1931 50th Anniversary Fund ...		290.00			4.14	294.14
3516	William R. Vance Scholarship Fund	24,917.09					24,917.09
3517	Norwegian-American Graduate Fellowship	11,019.55	183.00				11,202.55
3518	Gordon Foundation Inc. Scholarship ...	25,248.35	2,000.00	750.85-	125.05		26,622.55
3519	Irene F. Jackson Memorial Fund Library Science	18,992.40					18,992.40
3520	Mary E. Head Charity Fund	2,000.00					2,000.00
3521	Theodore Christianson Jr. Memorial Scholarship	4,224.02				213.90	4,437.92
3522	Clara A. Helwig Scholarship	25,760.08					25,760.08
3524	Class of 1906 Scholarship	2,967.29	115.00				3,082.29

STATEMENT OF ENDOWMENT FUNDS
July 1, 1964 to June 30, 1965

EXHIBIT D

Current Restricted Funds							
Account No.	Balance July 1, 1964	Gifts	Interest Income	Other Income	Expenditures	Transfers	Balance June 30, 1965
	\$	\$	\$	\$	\$	\$	\$
0940-4018	.58		311.88				312.46
0850-8568						528.96	528.96
0850-8569	1.74	200.00	10.35				212.09
0850-8089			133.86				133.86
0850-8090			69.00			69.00-	
0940-4019			382.95				382.95
0850-8570			200.10				200.10
			28.98				28.98
0850-8091							
0850-8572			67.62				67.62
0850-8723			44.16				44.16
0850-8092		105.00			105.00	105.00	105.00
0940-4621			26,126.56				26,126.56
0850-8809			28.29				28.29
0850-8093			96.60				96.60
0940-4622			25.53				25.53
0850-8575			123.51				123.51
0940-4020			1,571.34		2,895.15	6,000.00	4,676.19
0665-5900		125.00				125.00-	
0850-8576			37.26				37.26
0850-8500	1,613.61	382.72	1,314.45		875.00		2,435.78
0850-8501	4,283.98	2,661.00	583.74		3,000.00		4,528.72
0850-8000	12.50		1,129.53		1,902.00	750.85	9.12-
0850-8001	2,207.18		773.49		1,816.00		1,164.67
0940-4361	597.48		107.64				705.12
0850-8800	1,511.18		1,384.83		920.00		1,976.01
0850-8002	164.67		146.28		150.00		160.95

STATEMENT OF ENDOWMENT FUNDS

July 1, 1964 to June 30, 1965

EXHIBIT D

Fund No.	Name	Endowment				Earnings		Balance June 30, 1965
		Principal July 1, 1964	Endowment Gifts	Transfers	Adjustments	Transferred To Principal		
3526	Thomas F. Barnhart Memorial Scholarship	\$ 7,520.45	\$ 10.00					\$ 7,530.45
3527	Tres F. Goetting Memorial Scholarship	926.14		1,253.90		327.76		
3528	Edmund J. Longyear Scholarship Fund	2,116.23						2,116.23
3529	Stanley Buckman Fund	10,000.00						10,000.00
3531	Dr. J. Anna Norris Scholarship	11,272.06						11,272.06
3532	Thomas M. Partridge Memorial Scholarship	5,000.00						5,000.00
3534	Robert Best Medical School Scholarship	2,156.71				95.91		2,252.62
3535	Augustus L. Searle Scholarship	112,500.00						112,500.00
3536	Hormel Institute Endowment Fund	52,747.43				2,775.87		55,523.30
3537	Stephen A. Somsen Scholarship	1,000.00						1,000.00
3538	Walter D. Boutell Memorial Scholarship	45,000.00						45,000.00
3540	Francis H. DeGroat Memorial Award	1,500.00						1,500.00
3541	Claude A. Mather Memorial Scholarship	10,000.00						10,000.00
3542	Hoo Hoo Immortals Scholarship	5,000.00						5,000.00
3543	Elvin C. Stakman Endowment Fund	8,025.85	10.00					8,035.85
3545	Frank H. Peavey Freshmen Sophomore Debate Fund	4,000.00						4,000.00
3551	J. L. Washburn Memorial Fund	3,692.96						3,692.96
3554	Frederick Klaeber Scholarship	51,878.12						51,878.12
3555	Margaret H. Kendall Educational Aid Fund	45,123.66						45,123.66
3556	Belle B. Sorensen Music Fund	29,772.67						29,772.67
3557	University Theatre and Fine Arts Building Fund	512.54				26.22		538.76
3560	Marion W. Selvig Award Fund	1,000.00						1,000.00
3561	Elliot M. Baron Memorial Award	1,300.00						1,300.00
3562	General Research Pharmaceutical Chemistry and Allied Fields	6,852.06						6,852.06
3563	Lectureship Fund in Cancer Biology and/or Physiology	10,000.00						10,000.00
3564	Martin W. and George L. Case Medical Scholarship	10,300.00						10,300.00
3567	Caroline M. Crosby Memorial Fellowship in Botany	26,400.00						26,400.00
3569	Walter B. Cline Memorial Scholarship	2,867.17						2,867.17
3570	Owen H. Wangenstein Surgical Education Fund	4,495.00						4,495.00
	Instructional Trust Funds	12,482.95	2,800.00					15,282.95
3571	Henrietta Zaun Fund for Cancer Research	36,500.49						36,500.49
3572	Herman J. Lange Scholarship	12,000.00						12,000.00
3573	Edward E. Davidson Memorial Scholarships	44,229.12						44,229.12
3574	Anna Von Helmholtz - Phelan Scholarship in Writing	1,824.80						1,824.80
3575	Physicians Hospitals and Supply Co. and Ulmer Pharmacal Co. Fund	4,186.11	1,000.00					5,186.11
3576	Wallace H. Cole Fund	96,934.03	100.00					97,034.03
3578	Earle M. Barrows Fund for Cancer Research	15,898.58						15,898.58
3582	Henry J. Fletcher Memorial Aid Fund	1,617.59	55.00					1,672.59
3583	Neurology Research Fund	54,841.14				3,021.51		57,862.65
3585	George S. Clark Trust Fund	330,019.71			10,499.00			340,518.71
3586	Boothby-Lovelace Surgical Travel Fellowship	19,363.52						19,363.52
3588	Albert E. Grapp Trust Annuity Fund	170,753.26				10,472.04	11,146.98	171,428.20
3591	H. W. Wilson Scholarship	25,000.00						25,000.00
3592	Wilbur H. Cherry Memorial Fund	65,975.60	180.00					66,155.60
3593	Henry A. and Winifred B. Erikson Lectureship in Physics	2,956.80						2,956.80
3594	Helen Bunn Research in Human Genetics	15,500.00						15,500.00
3595	Henry L. Williams Memorial Scholarship	10,394.61						10,394.61
3596	G. Nelson Dayton Fund for Cancer Research Malignant Disease Fund	500.00						500.00
3597	Metropolitan Opera Guarantee Fund	38,334.95		4,000.00		2,318.40		44,653.35
3598	Henry J. Davis Awards of Merit	7,750.00						7,750.00
3599	Clarence G. Orenforff Fund	18,869.64						18,869.64
3600	Mayo Foundation	3,344,645.90						3,344,645.90
3601	William J. Murphy Endowment Fund	856,074.92		11,689.38				867,764.30

*Credited with \$262.89 in income from the Thomas M. Partridge Memorial Scholarship.

STATEMENT OF ENDOWMENT FUNDS

July 1, 1964 to June 30, 1965

EXHIBIT D

Current Restricted Funds							
Account No.	Balance July 1, 1964	Gifts	Interest Income	Other Income	Expenditures	Transfers	Balance June 30, 1965
0850-8502	\$ 598.48		\$ 389.85		\$ 300.00		\$ 688.33
0850-8003	167.64	10.00	11.73		230.00	1,253.90	1,213.27
0850-8004	597.92		109.02		500.00		206.94
0850-8713	223.62	2.00	462.30		225.00		462.92
0850-8005	582.99		592.71		582.99		592.71
0850-8701	7,563.40		7,500.00		7,169.95		7,893.45
0850-8801	21.20-		69.00		37.50		10.30
0850-8008	3,029.54		2,385.33		2,642.00		2,772.87
0850-8802	328.99		80.73				409.72
0850-8009	790.50		545.10		300.00		1,035.60
0850-8702	1,489.69	5.00	534.75		400.00		1,629.44
0940-4600	709.63		404.34		348.14		765.83
0850-8503	525.73		218.04		220.00		523.77
0850-8803	556.26		206.31		150.00		612.57
0850-8011	2,452.28		2,917.32		2,445.00		2,924.60
0850-8012	2,516.54		2,677.20		2,290.00		2,903.74
0850-8013	4,683.69		1,895.43		1,015.00		5,564.12
0850-8900	51.13		54.51				105.64
0850-8504	122.68		88.32		50.00		161.00
0731-5901	7,980.83		449.88		5,857.09		2,573.62
0940-4601	2,575.95		690.00				3,265.95
0850-8014	487.94		580.29		475.00		593.23
0850-8505	203.02		1,821.60		1,660.00		364.62
0850-8506	348.05		198.03				546.08
0940-4000	2,000.67		953.58		614.03		2,340.22
0697-5900	3,150.48		2,518.50		1,187.34-		6,856.32
0850-8015	2,871.65	100.00	2,737.23		2,275.00		3,433.88
0850-8006	101.17		102.81		100.00		103.98
0940-4001	1,498.65		209.07		279.25		1,428.47
0697-5901	20,676.33		5,751.15		4,639.68		21,787.80
0685-5908	4,978.60		1,097.10		4,181.88		1,893.82
0850-8507	621.98	1,147.00	91.08				1,860.06
0702-5900	6,532.53	12,020.00			10,190.47		8,362.06
0688-5900	29,805.04		22,586.46		20,315.80		32,075.70
0850-8508	1,294.08		1,313.07		1,372.44		1,234.71
0850-8007	277.14		1,355.16		250.00		1,382.30
0850-8509	10,856.76	2,405.50	4,314.57		2,170.00		15,406.83
0940-4602	721.63		220.14		264.77		677.00
0749-5900	972.35		939.78				1,912.13
0850-8510	11,601.14	28,793.79	1,233.19	1,240.00-	18,400.98	5,335.22	27,322.36
0697-5903	29.00		34.50		785.33-		848.83
0850-8511	612.12		458.85		250.00		820.97
0850-8010	963.51		1,144.02		950.00		1,157.53
0402-3218	17,305.43		211,834.14		187,988.92		41,150.65
0400-2014	537.40		57,534.27		41,884.62	11,689.38-	4,497.67

STATEMENT OF ENDOWMENT FUNDS

July 1, 1964 to June 30, 1965

EXHIBIT D

Fund No.	Name	Endowment				Earnings Transferred To Principal	Balance June 30, 1965
		Principal July 1, 1964	Endowment Gifts	Transfers	Adjustments		
3602	Minnesota Hospital and Home for Crippled Children:						
	For other purposes	\$ 2,533,029.47	\$	\$	\$	\$	\$ 2,533,029.47
	Operating temporarily as an endowment	597,821.04		65,992.92			663,813.96
	Land rentals						
	Maintenance						
3603	Caleb Dorr Fund:						
	For student aid	85,470.09					85,470.09
	Operating temporarily as an endowment	6,231.33					6,231.33
	College fellowships						
	College scholarships						
	Crookston scholarships						
	Grand Rapids scholarships						
	Waseca scholarships						
	Reserve Caleb Dorr Fund						
3606	Cosmopolitan Club Loan Fund	200.00					200.00
3607	Elliot Trust Fund:						
	Operating temporarily as an endowment	217.36					217.36
	For loan funds	5,000.00					5,000.00
3609	Giffillan Trust Fund:						
	Operating temporarily as an endowment	9,230.00					9,230.00
	For loan funds	40,770.00					40,770.00
3610	Edward M. and Effie R. Johnson Loan Fund	5,000.00					5,000.00
3611	Law Alumni Scholarship Loan Fund	4,278.90					4,278.90
3613	Lind Fund for Crippled Children	6,613.07					6,613.07
3615	Ludden Estate Fund:						
	Operating temporarily as an endowment	1,500.00					1,500.00
	For loan funds	6,207.00					6,207.00
3616	Ludden Real Estate Fund:						
	Operating temporarily as an endowment	41,091.85					41,091.85
	For loan funds	1,331.35					1,331.35
3617	Ludden Trust Fund:						
	Operating temporarily as an endowment	9,984.72					9,984.72
	For loan funds	10,000.00					10,000.00
3619	Minnesota State Organization for Public Health Nursing Fund	534.37					534.37
3627	Class of 1902 Loan Fund	14,628.42					14,628.42
3632	Helen Dwan Fund	2,058.75					2,058.75
3641	W. J. Bryan Prize	672.15					672.15
3643	Nina M. Cohen Scholarship	2,196.00					2,196.00
3644	R. E. Cutts Memorial Fund	1,240.38					1,240.38
3645	Gideon Memorial Fund	774.06					774.06
3646	Samuel B. Green Scholarship	470.97					470.97
3647	Horton Art Scholarship	1,761.60					1,761.60
3648	Albert Howard Scholarship	5,466.79					5,466.79
3649	Edward M. and Effie R. Johnson Scholarship	12,777.07					12,777.07
3650	John A. Johnson Memorial Fund	22,085.13					22,085.13
3651	Charles Lathrop Pack Forestry Prize	2,000.00					2,000.00
3652	Capt. DeWitt J. Payne Memorial Fund	18,307.82					18,307.82
3653	Shevlin Fellowship	42,830.23					42,830.23
3654	A. D. Wilson Prize	381.95					381.95
3655	Fellowship Association of the University of Minnesota	5,689.88					5,689.88
3656	Clara Ueland Fellowship	13,411.83	20.00				13,431.83
3657	Eitel Scholarship	78,418.75					78,418.75
3658	Coffman Educational Research Foundation Scholarship	5,366.01					5,366.01
3659	Law Faculty Scholarship and Loan Fund	19,190.88					19,190.88
3660	Mary L. Bull Scholarship	847.69					847.69
3661	Thomas F. Andrews Fellowship in Geology	4,566.11					4,566.11
3662	E. M. Freeman Medal for Student Leadership	100.00					100.00
3663	Howard Baker Fellowship	10,708.65					10,708.65
3664	Clarissa W. Marsh Memorial Scholarship	5,000.00					5,000.00
3666	Reyerson Research Fund	1,175.06			71.07		1,246.13
3667	James E. Moore Trust Fund	56,162.72					56,162.72
3670	Frederick J. Wulling Trust Fund	2,026.00					2,026.00
3671	Herschel V. Jones Journalism Fund	29,479.74					29,479.74
3672	William A. Lawhead Loan Fund	2,000.00					2,000.00
3673	Class of 1889 Memorial Prize	2,000.00					2,000.00

STATEMENT OF ENDOWMENT FUNDS
July 1, 1964 to June 30, 1965

EXHIBIT D

Current Restricted Funds							
Account No.	Balance July 1, 1964	Gifts	Interest Income	Other Income	Expenditures	Transfers	Balance June 30, 1965
0940-4362	\$ 6.00		\$ 183,517.92		\$ 120,006.00	\$ 63,517.92-	\$
0940-6909					225.00	225.00	
0940-1017				2,700.00		2,700.00-	
0850-8703	2,034.72		6,294.18		2,000.16	4,750.65-	1,578.09
0850-8704	710.72				2,680.39	3,789.94	1,820.27
0850-8901	.87				420.00	420.00	.87
0850-8903					50.00	50.00	
0850-8904					300.00	300.00	
0850-0909	4,559.94					190.71	4,750.65
0850-8559	50.00-		100.00				50.00
0850-8512	269.24		142.14		210.00		201.38
0850-8513	184.98		46.23		25.00		206.21
0850-8016	321.68		149.73		200.00		271.41
0850-8514	217.91		78.66				296.57
0850-8706	84.86		47.61		50.00		82.47
0850-8707	172.96		32.43			9.90	195.49
0850-8515	273.82		121.44		200.00		195.26
0850-8516	925.97		377.43		240.00		1,063.40
0850-8517	857.71		881.82		850.00		889.53
0850-8017	1,133.39		1,174.38		985.00		1,322.77
0850-8708	603.06		138.00		130.00		611.06
0850-8518	1,050.79		1,263.39		1,050.00		1,264.18
0850-8519	4,031.01		2,226.63		1,500.00		4,757.64
0850-8709	191.24		25.53				216.77
0850-8520	1,561.24		392.61		75.00		1,878.85
0850-8521	1,745.25		915.63		1,300.00		1,360.88
0850-8522	1,584.59		370.53				1,955.12
0850-8523	1,873.34	100.00	1,322.73		200.00		3,096.07
0850-8710	60.63		58.65		50.00		69.28
0850-8524	1,391.50		282.90				1,674.40
0850-8711	8.91		6.90		6.27		9.54
0850-8525	1,134.86		738.99		518.55		1,355.30
0850-8804	279.47		269.10		190.00		358.57
0697-5904	2,758.48		3,572.13		70.00		6,260.61
0940-4002	1,073.65		140.07				1,213.72
0940-4003	6,472.37	934.99					7,407.36
0850-8526	601.12		138.00				739.12

STATEMENT OF ENDOWMENT FUNDS

July 1, 1964 to June 30, 1965

EXHIBIT D

Fund No.	Name	Endowment				Earnings	Balance June 30, 1965
		Principal July 1, 1964	Endowment Gifts	Transfers	Adjustments	Transferred To Principal	
3674	General Research Endowment	\$ 217,653.96	\$	\$	\$	\$ 13,206.60	\$ 230,860.56
3675	St. Paul Central University of Minnesota Scholarship	10,258.21					10,258.21
3679	Thomas F. Andrews Endowment for Research Prize (Sigma Xi)	2,501.45					2,501.45
3680	Lena V. Phillips Scholarship Fund						
3681	Parents' Publishing Association Fund	261,082.51		4,715.66			265,798.17
3682	Adolph Erickson Fund for Social Welfare	2,606.85					2,606.85
3685	Ruedlinger Memorial Fund	140.81					140.81
3693	John B. Johnston Educational Fund	8,657.90					8,657.90
3695	John C. Frizzell Estate Fund	5,667.57					5,667.57
3696	Earle C. Bailie Fund	1,499.80					1,499.80
3706	Thomas F. Wallace Scholarship	50,589.32					50,589.32
3706	Northwest School O. W. Peterson Memorial Fund	205.95					205.95
3707	Josiah and Sarah E. Lothrop Scholarship	7,540.70					7,540.70
3708	Pioneer Fund	3,027.43		800.50	858.78-	69.35	3,038.50
	Rental - Pioneer Fund						
	Pioneer Fund - Music						
3711	University of Minnesota Hospitals Bed Endowment Fund	2,668.25				162.15	2,830.40
3712	Josephine L. Merriam Trust Fund	609,614.75		1,254.58			610,869.33
	Rental - Northwestern Bank building lease						
	Kewanis Court - Maintenance						
3714	Bertha Weiskopf Memorial Fund						
3715	Twin City Milk Producers Association Equity Fund	8,409.53			847.99		9,257.52
3718	Wilder Memorial						
3719	Endowment Fund of the School of Nursing: Operating temporarily as an endowment	500.00					500.00
	Instructional Trust Funds	7,810.98					7,810.98
3720	Charles P. Sigerfoos Fellowship in Zoology	7,565.60		175.41			7,741.01
3721	Margaret S. Hunt Scholarship	9,848.44				596.85	10,445.29
3723	Diehl-Copavin Fund	31,655.74				1,775.37	33,431.11
3724	John H. Rishmiller Scholarship and Loan Fund	47,735.85		1,347.69			49,083.54
	Rental - Rishmiller Farm						
	Vanderpool Farm						
3725	Alexander P. and Lydia Anderson Fellowship	25,216.67					25,216.67
3726	Julia C. Upson Fund	226.35					226.35
3727	Elias P. Lyon Medical Lectureship	4,575.32					4,575.32
3728	Appreciation Day Band Fund	5,719.39					5,719.39
3729	Maroon and Gold Scholarship Fund	823.14				49.68	872.82
3730	E.W.D. Holway Herbarium Fund	1,349.78					1,349.78
3733	Sigma XI Scholarship	5,215.00					5,215.00
3735	Emil Oberhoffer Fund	10,000.00					10,000.00
3737	Floyd B. Olson Cancer Memorial Fund	25,000.00					25,000.00
3738	Kappa Epsilon Award	425.00					425.00
3739	Carl Schlenker Memorial Scholarship	13,164.82					13,164.82
3740	Dr. James W. and Alice B. O'Neil Fund for Deserving Students of Dentistry	5,000.00					5,000.00
3741	Laverne Noyes Foundation	90,844.76					90,844.76
3742	Josephine L. Harper Memorial Fund	4,526.65			47.04		4,573.69
3743	Class of 1890 Fellowship	3,050.37					3,050.37
3746	Augustus L. Searle Fund for Surgical Research						
3748	Haydn S. and Mary M. Cole Fellowship	46,409.37					46,409.37
3749	Frank B. Kellogg Loan Fund						
3752	Institute of Technology Research Fund	464.04					464.04
3753	William A. O'Brien Scholarship	3,914.57	1,272.00				5,186.57
3755	American Legion Scholarship and Loan Fund	1,000.00					1,000.00
3756	Chapman Memorial Fund for Research in Entomology	1,272.50					1,272.50
3757	Weed Munro Law Scholarship	1,000.00					1,000.00
3758	Fine Arts Fund	6,625.52					6,625.52
3759	Charles Fremont Dight Eugenics Research Fund	160,111.30					160,111.30
3760	Wilbur C. Hadden Memorial Fund	538.00					538.00
3762	Merck and Company Research Fund	44,441.10					44,441.10

STATEMENT OF ENDOWMENT FUNDS
July 1, 1964 to June 30, 1965

EXHIBIT D

Current Restricted Funds							
Account No.	Balance July 1, 1964	Gifts	Interest Income	Other Income	Expenditures	Transfers	Balance June 30, 1965
	\$	\$	\$	\$	\$	\$	\$
0850-8018	764.96		675.51		625.00		815.47
0850-8527	295.08		164.22		300.00		159.30
0850-8060	1.09	100.00			100.00		1.09
0401-4911	2,556.61		17,535.66	180.00	14,831.66	4,715.66-	724.95
0940-4363	1,759.37		178.71		126.90		1,811.18
0850-8712	26.15		9.66				35.81
0940-4365	2,288.77		391.23		8.40		2,671.60
0940-4366	103.82		103.50		78.55		128.77
0850-8528	3,302.14		3,130.53		2,000.00		4,432.67
0850-8905	45.78		14.49		9.04		51.23
0850-8019	280.73		423.66		250.00		454.39
0850-8529	4,017.28		34.67			400.25	4,452.20
0940-1013				1,601.00		1,601.00-	
0940-4004	1,053.50		34.67		146.74	400.25	1,341.68
0850-8020	15,844.17		19,597.38		20,003.50	9,561.95	25,000.00
0940-1016				10,500.00		10,500.00-	
0940-6906	97.63				218.90-	316.53-	
0850-8021	343.26	200.00					543.26
0940-4005	.33						.33
0940-4006	2,806.49		560.28				3,366.77
0850-8558			475.41		300.00	175.41-	
0850-8022	4,748.28		2,786.91			1,286.91-	6,248.28
0940-1015				120.00		120.00-	
0940-6907					59.22	59.22	
0850-8530	454.54		1,740.18		1,600.00		594.72
0940-4710	68.10		15.87				83.97
0940-4603	1,562.85		289.80		459.78		1,392.87
0850-8531	331.76		394.68		331.76		394.68
0940-4007	901.15		93.15	533.80	10.04		1,518.06
0850-8023	253.24	300.00	313.26		250.00		616.50
0850-8532	1,468.17		690.00		655.00		1,503.17
0692-5903	5,671.69		1,725.00		1,037.97		6,358.72
0850-8534	144.73		29.67	25.00	25.00		174.40
0850-8535	1,088.23		851.46		1,069.30		870.39
0850-8536	4,572.50		345.00		175.00		4,742.50
0850-8024	4,930.41		4,724.43		4,570.25		5,084.59
0850-8025	143.33	146.72			140.00		150.05
0850-8537	360.43		210.45		250.00		320.88
0697-5906	4.06						4.06
0850-8538	10,013.67		3,002.88				13,016.55
0630-5900	433.98		31.74				465.72
0850-8026	177.79		208.38		170.00		216.17
0850-8539	58.00		69.00		58.00		69.00
0661-5900	210.82		87.63				298.45
0850-8540	141.21		69.00				210.21
0940-4604	510.18		439.53		365.00		584.71
0749-5901	17,876.50	40.00	10,884.06	263.08	7,769.35		21,294.29
0940-4711	47.11		37.26		27.25		57.12
0636-5900	13,747.14		3,066.36		2,292.77		14,520.73

STATEMENT OF ENDOWMENT FUNDS

July 1, 1964 to June 30, 1965

EXHIBIT D

Fund No.	Name	Endowment				Earnings Transferred To Principal	Balance June 30, 1965
		Principal July 1, 1964	Endowment Gifts	Transfers	Adjustments		
3763	Lee Irvin Smith Fund	\$ 14,996.27	\$	\$	\$	\$	\$ 14,996.27
3766	University Theatre Building Fund	14,599.65	83.59	2,500.00-	788.28	786.60	13,758.12
3767	S. G. Comstock Book Fund for Ada Comstock Hall	1,500.00					1,500.00
3768	Thomas S. Roberts Fund	34,006.27					34,006.27
3769	Guy Stanton Ford Lectureship Fund	15,000.00					15,000.00
3770	Curtis Lloyd Jensen Scholarship	10,000.00					10,000.00
3771	Samuel W. Melendy Memorial Fund	184,796.35					184,796.35
	Reserve						
	Melendy Plant Garden						
	Melendy Memorial Lectures						
	Investments						
	Fellowships						
3781	Dean E. E. Nicholson Scholarship Fund for Returning Military Students	514.39				30.36	544.75
3788	Minnesota Academy of Science - Cedar Creek Forest	92.82				4.14	96.96
3791	Land O'Lakes Patronage Fund	4,310.51		3,822.90-	578.87	35.19	1,101.67
3792	Frank E. Burch Research Fund in Ophthalmology	281,867.97	200.00				282,067.97
3794	Edgar W. Morrill Scholarship	3,204.41					3,204.41
3795	William Hodson Memorial Fund	10,517.69					10,517.69
3796	Mayo Public Health Fund	57,200.54				2,785.53	59,986.07
3798	Staff Welfare Fund	36,115.99		14,000.00-	5,306.17	2,047.23	29,469.39
3799	Group Investment Principal Reserve	2,517,830.92			12,454.60		2,530,285.52
3815	Michael T. Swifka Memorial Scholarship Fund	7,000.00	1,000.00				8,000.00
3827	William A. Schaner Memorial Fund	10,000.00					10,000.00
3834	Museum of Natural History	22,469.86		25,843.26-	3,373.40		15,127.60
3835	Joseph W. Beach Memorial Lectureship	15,127.60					15,127.60
3837	Walter C. Coffey Scholarship	1,000.00					1,000.00
3838	Adrian E. Buttz Fund	156,801.62					156,801.62
3839	The Dalton Le Masurier Memorial Lectureship and Scholarship Fund	12,000.00					12,000.00
3842	Erhard A. Anderson Horticultural Award	10,000.00					10,000.00
3844	Albert J. Chesley Memorial Lectureship in Public Health	4,516.70					4,516.70
3846	Minnesota Horticulture Society	35,000.00					35,000.00
3848	Minnesota Surveyors and Engineering Scholarship						
3849	Harlow C. Richardson Scholarship	47,292.97					47,292.97
3850	Carroll Binder Memorial Awards in Journalism	15,680.07					15,680.07
3851	Elvira C. Larson Scholarship Fund	18,515.53					18,515.53
3852	Nellie S. Trufant Memorial Scholarship in Engineering	4,966.63					4,966.63
3853	John Y. Breckenridge Memorial Book Award	500.00					500.00
3858	John A. Clark Research in Diseases of Heart and Cancer	34,949.15					34,949.15
3859	Allan T. H. Bluhm Memorial Award	11,609.47			1,529.71-		10,079.76
3861	Marcia M. Enbody Scholarship	42,000.00					42,000.00
3862	The Cecil A. Krelitz Memorial	6,787.73	875.00				7,662.73
3863	Harriet Stoll Memorial Scholarship	30,090.48					30,090.48
3864	Mildred A. Evans Scholarship	22,366.24					22,366.24
3869	Donald J. Cowling Medical Research Fund: For Research	69,500.00					69,500.00
	Operating temporarily as an endowment	134,466.26					134,466.26
3871	Margaret Caldwell Memorial Scholarship in Nursing	200.00		100.00			300.00
3874	John P. Fridley Foundation - Undergraduate Scholarship						
	Graduate Fellowship	416,895.07					416,895.07
3875	Oscar W. Firkins Memorial Fund	17,822.74					17,822.74
3876	LaVerne Wegener Memorial Award			224.10			224.10
3880	John T. Tate Memorial Scholarship	12,025.00					12,025.00
3881	Marlow Bergstrom Memorial Fund	188,990.51					188,990.51
3882	James E. Dorsey Scholarship Fund	8,888.90					8,888.90
3883	William W. Stout Memorial Fund	199,862.60					199,862.60
	Graduate Fellowship						
3884	The Carl F. Schlotthauer Memorial Surgery Award	556.05					556.05
3886	Class of 1913 Fiftieth Anniversary Fund	3,694.63	50.00			158.01	3,902.64

STATEMENT OF ENDOWMENT FUNDS
July 1, 1964 to June 30, 1965

EXHIBIT D

Current Restricted Funds							
Account No.	Balance July 1, 1964	Gifts	Interest Income	Other Income	Expenditures	Transfers	Balance June 30, 1965
0636-5901	\$ 4,394.02		\$ 1,035.00				\$ 5,429.02
0940-4712	887.51		103.50				991.01
0940-4605	21,002.49		2,346.69	1,545.10	5,369.34	5,000.00-	14,524.94
0940-4606	1,129.33		990.84		571.87		1,548.30
0850-8541	1,564.84		690.00				2,254.84
0850-8027	1,800.00				2,325.00	675.00	150.00
0850-0908	15,836.64					8,471.86	24,308.50
0940-4008	103.00		50.00				153.00
0940-4607	506.20		150.00				656.20
0850-1000			12,146.86			12,146.86-	
0850-8565	1,499.88				3,500.00	3,000.00	999.88
0705-5900	70,200.57	175.00	16,389.58		9,551.62	25.00	77,238.53
0850-8057	370.59		220.80		325.00		266.39
0850-8542	2,463.64		725.88		150.00		3,039.52
0850-8056	243.02		298.77		130.50		411.29
0850-8029	679.16		558.90		600.00		638.06
0940-4608	1,078.49		799.71		500.00		1,378.20
0850-8714	70.00		55.20				125.20
0940-4609	9,907.29		9,391.83		150.83	9,400.00-	9,748.29
0940-4610	169.06		609.96				779.02
0850-8906	497.11		549.93		410.00		637.04
0940-4611	912.52		244.95		140.00		1,017.47
0940-4612	161.55					161.55-	
0850-8030	150.00	3,500.00			3,248.12		401.88
0850-8031	2,277.05		2,533.68		2,275.00		2,535.73
0850-8543	2,094.67		829.38		300.00		2,624.05
0850-8715	1,338.82		955.65		900.00		1,394.47
0850-8032	231.01		256.68		147.50		340.19
0850-8544	44.00		25.53		21.11		48.42
0685-5901	1,028.81-		1,769.85				741.04
0850-8033	882.86	493.03			573.18		802.71
0850-8034	1,680.84	1,470.00	1,999.62		3,150.00		2,000.46
0850-8035	716.88	575.00	326.37		450.00		1,168.25
0850-8036	1,170.30		1,524.21		1,023.00		1,671.51
0850-8037	932.21		1,021.20		567.00		1,386.41
0697-5907	10,186.46		9,626.19		903.39		18,909.26
0850-8038	89.16		11.73				100.89
0850-8039	7,210.40		6,615.26		4,420.00		9,405.66
0850-8545	18,147.07		13,230.52	752.50-	12,580.53		18,044.56
0940-4010	1,280.80		841.80		400.00		1,722.60
0850-8722			6.21				6.21
0850-8040	511.13	315.00	567.87		451.66		942.34
0685-5902	9,038.05		8,925.84		2,023.38		15,940.51
0850-8546	676.28		414.00		500.00		590.28
0850-8041	4,216.75		4,680.27		4,000.00		4,897.02
0850-8561	5,537.54		4,680.27		3,590.00		6,627.81
0850-8716	37.36		26.22		25.00		38.58

STATEMENT OF ENDOWMENT FUNDS

July 1, 1964 to June 30, 1965

EXHIBIT D

Fund No.	Name	Endowment				Earnings	Balance June 30, 1965
		Principal July 1, 1964	Endowment Gifts	Transfers	Adjustments	Transferred To Principal	
3887	Willes B. Combs Memorial Library Fund.	\$ 3,804.50					\$ 3,804.50
3888	Paul Goldsborough, Jr. Fund	5,000.00					5,000.00
3890	Allen W. Edson Award	547.51					547.51
3891	Charles J. Brand - Class of 1902 Scholarships in Botany	40,000.00					40,000.00
3892	Samuel Kroesch Scholarship	8,315.52			315.52-	375.36	8,375.36
3894	Louise T. Dodsall Scholarship Fund	216,028.23			11,169.00	9,547.82	236,745.05
3895	Mary L. Edwards Scholarship Duplex	16,524.58					16,524.58
3896	George T. Walker Fund: For Research For student aid	5,562.55 5,562.55					5,562.55 5,562.55
3897	Ernest Canary Memorial Cancer Research Fund	10,000.00					10,000.00
3900	Dean E. M. Freeman Scholarship	339.50					339.50
3901	Blakey Loan Fund	4,284.07					
3902	Charles E. Merrill Service Men Rehabilitation Fund	5,185.90			4,284.07-		5,185.90
3903	Harold C. Wieman Scholarship	2,574.58					2,574.58
3904	William H. Emmons Fund	9,548.25					9,548.25
3905	J. B. Johnston Lectureship in Neurology	8,000.00					8,000.00
3906	Leo G. Rigler Lectureship in Radiology	13,005.00					13,005.00
3909	William S. Pattee Memorial Lectureship	1,404.06					1,404.06
3910	Frederick B. Wells Trust Fund	80,000.00					80,000.00
3911	Horace Newhart Research in Otolaryngology	7,735.00					7,735.00
3913	Lura C. Hutchinson	5,565.74	3,300.00	379.50			9,245.24
3915	John Miller Memorial Fund	510.00					510.00
3916	Owen Wangenstein Surgical Research Fund	12,892.90		80.00		747.96	13,720.86
3917	John C. Hutchinson Scholarship	11,132.43					11,132.43
3918	Friends of University of Minnesota Library	1,733.50					1,733.50
3921	Harriet Walker Fund	21,646.30			3,310.41-	1,490.41	19,826.30
3923	Dufresne Memorial Scholarship: For student aid Operating temporarily as an endowment	91,002.92 13,629.92				5,135.88	91,002.92 18,765.80
3924	Clarence C. Bausman Memorial Fund - Plant Pathology	20,000.00					20,000.00
3926	Mary Fisk Cancer and Heart Research	11,194.37					11,194.37
3929	Oscar Mather Scholarship	250.00					250.00
3930	Conway MacMillan Memorial Research Fellowship in Botany	2,641.05			1,077.04-	329.58	1,893.59
3931	Charles W. Nichols Service Award	200.00					200.00
3935	Malignant Disease Research Fund Arthur and Stella Sanford - Malignant Disease Research	172,225.64	2,000.00				174,225.64
3937	Sarah H. and William B. Folwell Memorial Fund	23,471.07					23,471.07
3938	William B. Folwell Military Collection Fund	19,218.97					19,218.97
3943	Maurice L. Rothchild Scholarship	77,312.04	2,830.40				80,142.44
3944	William L. McKnight Research Fund	34,600.00			3,500.00		38,100.00
3945	Margaret McGregor Nursing Library Fund	200.00					200.00
3946	Louise C. Bell Fund	5,500.00					5,500.00
3949	George C. Christian Cancer Research Professorship: For research Operating temporarily as an endowment	35,398.22 38,480.74					35,398.22 38,480.74
3950	Dr. H. Oerting Memorial Fund	10,084.65					10,084.65
3951	Florence M. Wilson Memorial Fund	1,100.00					1,100.00
3952	Alice Pomeroy Scholarship	4,176.00					4,176.00
3953	Ray V. Arnold Scholarship	4,176.00					4,176.00
3955	University of Minnesota Alumni Endowment Fund Minnesota Alumni Scholarship Fund University of Minnesota Alumni En- dowment Fund - Greater University Fund	19,406.59	5.00				19,411.59
3956	Class of 1916 - Bernie Beirman Scholarship	9,623.71	992.00				10,615.71
3958	Student Loan Fund Reserve	110,420.76			19,931.50		130,352.26
3959	John H. Darling Trust Fund	19,081.25					19,081.25

STATEMENT OF ENDOWMENT FUNDS
July 1, 1964 to June 30, 1965

EXHIBIT D

Current Restricted Funds							
Account No.	Balance July 1, 1964	Gifts	Interest Income	Other Income	Expenditures	Transfers	Balance June 30, 1965
0940-4713	\$ 164.87		\$ 181.47		\$ 156.44		\$ 189.90
0850-8555	628.12		226.32				854.44
0850-8852	.74		25.53		22.50		3.77
0850-8556	1,797.84		1,875.42		2,200.00		1,473.26
0850-8053	1,876.58		948.82		1,625.00		1,200.40
0636-5902	283.49		264.62				548.11
0850-8054	33.49		264.61				298.10
0685-5905	1,409.07		476.10				1,885.17
0850-8717	52.29		23.46		50.00		25.75
0850-8042	2,453.57		358.11				2,811.68
0850-8043	439.25		177.33				616.58
0850-8547	1,306.93		636.87		250.34		1,693.46
0940-4613	1,453.32		429.87				1,883.19
0940-4614	2,758.31		876.30		300.00		3,334.61
0940-4615	1,081.43		96.60		1,043.30		134.73
0702-5901	5,134.00	939.00	2,762.50		332.53	500.00	9,002.97
0691-5900	28,700.50	4,344.00	534.06	5,026.84	6,938.00	1,735.34	33,402.74
0850-8055		60.00	379.50			379.50-	60.00
0850-8851	58.14		35.19				93.33
0697-5908	70.00	10.00				80.00-	
0850-8044	2,196.87		765.21		960.00		2,002.08
0940-4714	6,615.35	57.08	119.37	9,260.00	2,403.44	76.50	13,724.86
0690-5900	4,609.41-		1,400.01			3,310.41	101.01
0666-5900	8,600.93		1,380.00				9,980.93
0685-5906	1,193.67		474.03		532.67		1,135.03
0850-8718	86.88		17.25		15.00		89.13
0850-8548	122.90		104.88		1,200.00	1,077.04	104.82
0850-8549	11.08		11.04				22.12
0697-5910	19,803.39	9,316.21	11,014.47		16,707.73		23,426.34
0697-5909	3,522.63						3,522.63
0702-5902	2,882.70	1,500.00	1,427.61		283.50	500.00	6,026.81
0940-4715	1,372.71		1,232.34		875.92		1,729.13
0850-8045	4,139.41	200.00	4,557.45		4,349.00		4,547.86
0697-5911	6,400.51		6,061.20			3,500.00-	8,961.71
0940-4011	141.15		13.80				154.95
0850-8046	1,083.81		379.50		300.00		1,163.31
0692-5900	3,530.09		5,076.33			156.15	8,762.57
0850-8058	360.25		427.80		360.00		428.05
0850-8719	77.65		66.24		50.00		93.89
0850-8047	743.30		288.42		200.00		831.72
0850-8048	242.66		288.42		225.00		306.08
0850-8049	46,368.81	29,004.70	798.36	3.00-	29,733.50		46,435.37
0940-4616	1,553.06		972.21				2,525.27
0850-8050	542.52		491.28		300.00		733.80
0940-4617	8,012.79		985.32		147.67		8,850.44

STATEMENT OF ENDOWMENT FUNDS

July 1, 1964 to June 30, 1965

EXHIBIT D

Fund No.	Name	Endowment				Earnings Transferred To Principal	Balance June 30, 1965
		Principal July 1, 1964	Endowment Gifts	Transfers	Adjustments		
3960	American Legion Memorial Heart Research Professorship Trust Fund...	\$ 517,614.60	\$	\$	\$	\$	\$ 517,614.60
3961	Robert V. Cram Memorial Scholarship ...	1,562.87					1,562.87
3962	Minnesota Masquers Scholarship						
3963	Fred B. Snyder Greater University Fund ..	5.00					5.00
3964	Cephas D. Allin Research Fund	3,000.00					3,000.00
3967	Faith Thompson Scholarship Fund	30,433.41			70.76-	84.18	30,446.83
3970	Charles H. Smith Trust Fund	37,275.94					37,275.94
3971	Luthard N. Bergh Memorial Fund	4,756.03	100.00			142.48	4,998.51
3972	Frances M. Brown Endowment Fund	11,500.00					11,500.00
3973	John J. Bittner Cancer Research Fund ..	55,000.00					55,000.00
3977	O. A. Storvick Memorial Fund	1,785.00					1,785.00
3978	Sabra M. Hamilton Award in Hospital Administration	1,500.00					1,500.00
3979	James A. Hamilton Achievement Award in Hospital Administration	2,000.00					2,000.00
3980	Mary Anderson Cancer Research Fund...	31,000.00					31,000.00
3982	Tollof Thompson Scholarship	5,592.15					5,592.15
3985	Silas McClure Medical Research Fund...	411,704.37					411,704.37
3986	Junior F. Hayden Estate Fund	28,426.15					28,426.15
	Geology						
	Botany						
3987	Department of Physics Research Royalties	40,000.00					40,000.00
3988	Forrest R. Immer Memorial Library Fund.	800.00					800.00
3989	Gretchen F. Pillsbury Memorial Fund ...	22,347.92					22,347.92
3990	George Fahr Lectureship	9,307.26					9,307.26
3991	Carmen Student Revolving Loan Fund ...	25,000.00					25,000.00
3992	George C. Dittman Memorial Fund						
	Ophthalmology Professorship						
	Lectureship	369,851.41					369,851.41
3994	Ruth L. Morand Fund Arthur Upson Room	3,000.00					3,000.00
3995	Social Sciences Research - Duluth	2,832.50					2,832.50
3996	Anne D. Blitz Loan Fund	12,970.12			510.60-	876.99	13,336.51
3997	Elsa U. Pardee Foundation Professorship in Cancer Biology	45,290.52					45,290.52
3998	Flour City Architectural Education Fund Unassigned	4,750.00					4,750.00
3999	Group Investments Income Stabilization Reserve	877,752.33				7,927.48	885,679.81
71XX	Permanent University Fund	47,645,603.82	566,325.57		1,412,951.47-		46,798,977.92
	Total Endowment	\$69,679,823.38	\$2,268,686.24	\$81,467.70	\$1,347,597.37-	\$ 77,386.55	\$70,759,766.50
Summary							
	Group Investments Reserve	\$ 3,395,583.25	\$	\$	\$ 20,382.08	\$	\$ 3,415,965.33
	Permanent University Fund Reserve ...			24,324.64	3,492.63		27,817.27
	Unamortized Losses - U. S. Government Bonds				1,416,444.10-		1,416,444.10- (1)
	General Purposes	47,645,603.82	566,325.57	24,324.64-			48,187,604.75
	For Research	7,837,427.85	7,500.00	12,851.73	12,568.28	21,881.62	7,892,229.48
	For Student Aid	3,636,318.57	52,077.86	11,985.85	663.24-	2,537.82	3,702,256.86
	Funds Subject to Annuity	518,112.08	54,692.71	800.50	4,926.18-	27,351.34	596,030.45
	For Other Purposes	3,877,787.57	1,489,815.75	21,075.17-	61,039.10	16,571.04	5,424,138.29
	Operating Temporarily as an Endowment. For Loan Funds	1,197,687.67	32,973.59	46,077.54	14,693.99-	9,044.73	1,271,089.54
	Instructional Trust Funds	230,362.30		4,284.07-			226,078.23
	Subject to Residual Trust Agreement	553,440.27	65,300.76	35,111.32			653,852.35
		787,500.00			8,351.95-		779,148.05
	Grand Total	\$69,679,823.38	\$2,268,686.24	\$81,467.70	\$1,347,597.37-	\$ 77,386.55	\$70,759,766.50

(1) These losses were incurred in the sale of the U.S. Government Bonds which were transferred to the University from the State. This amount will be recovered through charges to income over a period equivalent to the remaining life of the bonds sold. The bonds were sold, because, based on current investment yields, the net income (i.e. after amortization of the above losses) would be considerably enhanced.

STATEMENT OF ENDOWMENT FUNDS
July 1, 1964 to June 30, 1965

EXHIBIT D

Current Restricted Funds							
Account No.	Balance July 1, 1964	Gifts	Interest Income	Other Income	Expenditures	Transfers	Balance June 30, 1965
0693-5900	\$ 3,978.04	\$ 5.00	\$ 35,567.43		\$ 32,049.69		\$ 7,500.78
0850-8551	275.33		106.95		200.00		182.28
0850-8051	103.22				103.22		
0940-1113	2,522.00	12,408.59	.69	500.00	16,333.09	2,953.37	2,051.56
0608-5900	1,993.50		207.00				2,200.50
0850-8068	2,315.16		1,190.94		1,830.00		1,676.10
0940-4368	16,329.96		2,221.80				18,551.76
0685-5903	621.81		142.49				764.30
0940-4618	1,622.52		722.43		1.30		2,343.65
0692-5901	26,208.34		2,664.09				28,872.43
0850-8720	648.99		123.51		26.00		746.50
0850-8552	401.82		103.50		51.68		453.64
0850-8553	693.67		138.00		50.63		781.04
0685-5904	9,734.00		2,139.00		10,347.98		1,525.02
0850-8805	468.76		385.71		300.00		554.47
0693-5901	7,415.23	181.50	28,407.30		34,876.99		1,127.04
0940-4012	1,461.44		980.49		1,027.03		1,414.90
0940-4013	2,966.92		980.49	377.51	92.32		4,232.60
0641-5900	7,175.63		2,760.00		2,148.32		7,787.31
0940-4716	301.51		55.20		6.00		350.71
0697-5912			1,517.31				1,517.31
0940-4619	2,345.79		614.79				2,960.58
0691-5901	38,833.89		12,330.00		6,171.88		44,992.01
0705-5901	46,754.45		12,330.01		389.90		58,694.56
0940-4620	1,435.41		200.00				1,635.41
0940-4717	1,044.03		207.00				1,251.03
0761-5900	2,199.93	19.50	132.48	750.00	1,233.86		1,868.05
0692-5902	9,407.31	10,000.00	2,370.84		10,944.61		10,833.54
0850-8554	395.10		311.88		385.00		321.98
	\$ 892,768.93	\$ 124,811.91	\$ 956,863.26	\$ 31,386.83	\$ 813,047.63	\$ 62,998.81-	\$ 1,129,784.49
	\$	\$	\$	\$	\$	\$	\$
	453,500.11	38,675.21	224,876.62	6,039.92	200,119.94	3,313.49	526,285.41
	300,977.04	72,736.04	179,956.63	1,970.50-	198,465.45	17,599.74	370,833.50
	117,892.34	13,400.66	265,125.94	27,137.41	169,757.04	67,507.00-	186,292.31
	20,399.44		286,904.07	180.00	244,705.20	16,405.04-	46,373.27
	\$ 892,768.93	\$ 124,811.91	\$ 956,863.26	\$ 31,386.83	\$ 813,047.63	\$ 62,998.81-	\$ 1,129,784.49

SUMMARY OF ENDOWMENT FUNDS

June 30, 1965

SCHEDULE D-1

	Group Investment Fund	Permanent University Funds	Funds Invested Separately	Total	Percent
Held by the Board of Regents (Book Value)					
Cash	\$ 589,225.55	\$ 628,054.99	\$ 69,262.10	\$ 1,286,542.64	1.8
Bonds:					
U. S. Government and Agencies	4,126,893.60	19,972,482.72	1,135,593.09	25,234,969.41	36.1
Public Utility	3,312,409.30	13,571,000.00	98,987.50	16,982,396.80	24.4
Industrial	2,275,881.25	3,539,000.00	60,000.00	5,874,881.25	8.4
Railroads (Including Equipment Trust Certificates)	626,643.59	2,966,395.53	64,859.05	3,657,898.17	5.2
Finance	2,599,960.54	3,112,695.20		5,712,655.74	8.2
Bonds and Loans, Minnesota Municipalities		211,595.00		211,595.00	.3
Other		600,000.00		600,000.00	.9
Unamortized Premiums	42,614.74	117,781.45	875.00	161,271.19	.2
Unamortized Discounts		438,576.05-		438,576.05-	.6-
Mortgages and Land Contracts	709,647.72	3,920.77	10,299.09	723,867.58	1.0
Preferred Stocks	416,986.93		26,585.42	443,572.35	.6
Common Stocks	5,325,944.52		999,827.05	6,325,771.57	9.1
Real Estate			354,546.00*	354,546.00	.5
Other	199,787.50	2,514,628.31	25,677.80	2,740,093.61	3.9
Total Endowment Fund Securities Managed by the Regents	<u>\$20,225,995.24</u>	<u>\$46,798,977.92</u>	<u>\$ 2,846,512.10</u>	<u>\$69,871,485.26</u>	<u>100.0</u>
Held in Trust					
Funds Held in Trust			<u>\$ 888,281.24</u>	<u>\$ 888,281.24</u>	
Total Endowment Funds	<u>\$20,225,995.24</u>	<u>\$46,798,977.92</u>	<u>\$ 3,734,793.34</u>	<u>\$70,759,766.50</u>	

*Reduced by \$145,000.00 representing the mortgage on the Marshall Alworth property.

SUMMARY OF ASSETS

Permanent University Fund

SCHEDULE D-2

	June 30, 1965	June 30, 1964	June 30, 1963
Sources of Principal			
Sales of Land	\$ 1,031,151.14	\$ 1,029,175.85	\$ 1,026,016.91
Sales of Timber	555,668.21	554,366.32	553,311.84
Mineral Permits	84,653.00	84,653.00	84,653.00
Royalties on Iron Ore	20,095,953.20	19,532,904.81	19,103,386.45
Occupational Tax	26,314,878.73	26,314,878.73	26,314,878.73
Profit on Sale of Bonds	1,283,326.36- (2)	129,625.11 (1)	199,901.03
Total Funds Available	<u>\$46,798,977.92</u>	<u>\$47,645,603.82</u>	<u>\$47,282,147.96</u>
Investments of Principal			
Cash	\$ 628,054.99	\$ 53,152.51	\$ 31,151.11
Land Contracts	3,920.77	3,920.77	3,920.77
Bonds (See Schedule D-1)			
U.S. Government and Agencies	19,972,482.72	39,190,430.21	44,038,000.00
State of Minnesota			2,581,818.70
Trust Fund Loans	211,595.00	227,290.00	274,435.00
Minnesota Counties		175,000.00	195,000.00
Other States and Municipalities			119,000.00
Corporate	26,303,719.04	8,030,593.31	
Unamortized Bond Premiums	117,781.45	73,117.85	38,822.38
Totals - Bonds	<u>\$46,605,578.21</u>	<u>\$47,696,431.37</u>	<u>\$47,247,076.08</u>
Less: Unamortized Discounts	<u>438,576.05</u>	<u>107,900.83</u>	
Net Value of Bonds	<u>\$46,167,002.16</u>	<u>\$47,588,530.54</u>	<u>\$47,247,076.08</u>
Total Assets	<u>\$46,798,977.92</u>	<u>\$47,645,603.82</u>	<u>\$47,282,147.96</u>

(1) Reduced by \$94,600.56 to reflect adjustment for previously capitalized interest on treasury bill and discounts.

(2) Includes losses of \$1,416,444.10 incurred in the sale of the U.S. Government Bonds which were transferred to the University from the State. This amount will be recovered through charges to income over a period equivalent to the remaining life of the bonds sold. These bonds were sold, because, based on current investment yields, the net income (i.e. after amortization of the above losses) would be considerably enhanced.

SUMMARY STATEMENT OF PLANT FUNDS
July 1, 1964 to June 30, 1965

EXHIBIT E

	Total	General Operation and Maintenance Fund	Restricted Fund	Auxiliary Enterprise Fund
Balance July 1, 1964.....	\$15,780,377.81	\$ 879,224.25	\$ 8,611,390.60	\$ 6,289,762.96
Income				
Income	698,345.71	40,009.39	513,259.13	145,077.19
Anticipated Income	4,916,589.76	39,618.00	4,502,223.84	374,747.92
Notes Issued.....	5,129,998.00	160,302.71	445,538.05	4,524,157.24
Transfers				
From Current Funds	3,257,568.32	1,077,008.10	1,156,306.66	1,024,253.56
From Endowment Funds	39,846.88		39,846.88	
Credit to Morris Dormitory Sinking Fund (C.R.V. 41022) ..	30.00			30.00
Total Available	\$29,822,756.48	\$ 2,196,162.45	\$15,268,565.16	\$12,358,028.87
Expenditures	11,003,912.66	831,937.28	8,076,591.57	2,095,383.81
Notes Payable Redeemed	169,582.33	83,682.56	31,778.20	117,677.97
Bonds Redeemed	156,000.00			156,000.00
Cash Balance June 30, 1965	<u>\$18,493,261.49</u>	<u>\$ 1,280,542.61</u>	<u>\$ 7,223,751.79</u>	<u>\$ 9,988,967.09</u>
Liabilities and Reserves (Exhibit A)	\$43,458,692.26	\$ 1,357,162.76	\$17,956,823.05	\$24,144,706.45
Less Anticipated Income	24,965,430.77	76,620.15	10,733,071.26	14,155,739.36
Cash Balance June 30, 1965	<u>\$18,493,261.49</u>	<u>\$ 1,280,542.61</u>	<u>\$ 7,223,751.79</u>	<u>\$ 9,988,967.09</u>

SUMMARY OF PLANT FUND ACCOUNTS
July 1, 1964 to June 30, 1965

SCHEDULE E-1

	Balance July 1, 1964	Income	Transfers	Expenditures	Notes and Bonds		Balance June 30, 1965	
					Issued	Payments	Obligated	Unobligated
Anticipated Income								
Accounts ..	\$22,637,601.11	-\$4,916,589.76	\$ 7,244,419.42	-\$	\$	\$		\$24,965,430.77
Operating								
Accounts ..	26,768,187.51	698,345.71	10,098,956.56	11,003,912.66			11,345,351.09	15,216,226.03
Sinking Funds								
and Reserves	1,432,804.52		442,908.06 (1)					1,875,712.58
Notes and Bonds								
Payable ...	10,216,986.89				5,129,998.00	325,582.33		15,021,402.56
Total ..	<u>\$15,780,377.81</u>	<u>\$5,614,935.47</u>	<u>\$ 3,297,445.20</u>	<u>\$11,003,912.66</u>	<u>\$5,129,998.00</u>	<u>\$325,582.33</u>	<u>\$11,345,351.09</u>	<u>\$ 7,147,910.40</u>

(1) Includes \$30.00 in accrued interest deposited to the Morris Dormitory Sinking Fund.

PLANT FUNDS
Operating Accounts

July 1, 1964 to June 30, 1965

SCHEDULE E-2

Dept. and Fund	Balance				Balance June 30, 1965	
	July 1, 1964	Income	Transfers	Expenditures	Obligated	Unobligated
9100-9500 Supervising Architect's Office	\$ 12,966.15	\$	\$ 12,966.15	-\$	\$	\$
9100-9502 Pediatrics Research Facilities						
- Support Funds			4,000.00	4,000.00	4,000.00	
9600- - Gift Funds		4,000.00		4,000.00		
9100-9509 School of Mines Engineering						
Wing - Support Funds			336.03	336.03		
9301- - 1957 State Appropriation	1,462.86			1,462.86		
9100-9510 Land Purchase - Van De Graff						
Center - Support Funds	38,250.00		800.00	39,050.00		
9100-9511 Frazer Hall Law Library Third						
Level - Support Funds	57,363.07		5,500.00	27,202.36	35,660.71	
9501-9512 Rental of Condemned Properties						
- Athletics	6,819.11	17,497.19		3,212.84	48.00	21,055.46
9100-9513 Purchase of Real Estate -						
Support Funds	34,926.12	34.30	115,659.00	66,182.22	84,437.20	
9500- - University Services Funds	117,350.11		82,367.97	133,565.99	45,700.00	20,452.09
9501- - Athletics	24,913.17		123,750.00	140,882.96	5,026.81	2,753.40
9699- - Temporary Investment						
Income		928.92	50,000.00		75,000.00	24,071.08
9100-9514 Purchase of Land - Instruction						
- Support Funds	2,663.63				2,663.63	
9301- - 1957 State Appropriation	792.00				792.00	
9100-9515 West River Area Planning						
- Support Funds	2,000.00				2,000.00	
9399- - Investment Income	2,600.84			63.18	1,736.08	801.58
9301-9516 Architecture and Engineering						
Building - 1957 State						
Appropriation	9,156.81			6,984.47	2,172.34	
9100-9518 Primary Electrical Service						
Minneapolis - Support Funds	38,968.39	39,915.09			78,883.48	
9399- - Investment Income			38,500.00		38,500.00	
9300-9520 Northern Pacific Oak Street						
Viaduct - Special State Funds	104,300.00					104,300.00
9302-9521 Remodel Millard and Owre Halls						
- 1959 State Appropriation	22,455.31			17,173.18	5,282.13	
9603- - Gift Funds	2,000.00			2,000.00		
9301-9522 Mayo Memorial Project						
- 1957 State Appropriation	10,612.87			10,612.87		
9303- - 1961 State Appropriation	265,792.15		12,545.24	94,905.70	183,431.69	
9318- - Special State Funds	181,925.00		144,023.18	148,847.19	177,100.99	
9324- - Special State Funds			10,867.24	10,867.24		
9351- - Special State Funds	4,742.85			4,742.85		
9601- - Gifts	17,658.16	642.35		17,658.16		642.35
9302-9525 Remodel Jackson Hall						
- 1959 State Appropriation	22,552.87			12,626.27	9,926.60	
9303- - 1961 State Appropriation	46,455.88			26,928.86	19,527.02	
9100-9528 Jackson - Owre Building						
- Support Funds			144.69	144.69		
9301- - 1957 State Appropriation	5,119.74			5,119.74		
9600- - Gifts	4,975.05			4,975.05		
9500-9529 Pioneer Hall Addition						
- University Services Funds	822.65			535.52	282.65	4.48
9303-9530 Burton Hall Rehabilitation						
- 1961 State Appropriation	33,798.23			25,288.44	8,509.79	
9301-9531 Library Rehabilitation						
- 1957 State Appropriation	898.85			898.85		
9302- - 1959 State Appropriation	1,276.76		44,977.81	1,466.87	44,787.70	
9302-9535 Wulling Hall Rehabilitation						
- 1959 State Appropriation	106.65			106.65		
9303- - 1961 State Appropriation	36,153.44			21,207.96	14,945.48	
9302-9536 Zoology Rehabilitation						
- 1959 State Appropriation	40,792.45			5,407.00	35,385.45	
9302-9537 Owre Hall Rehabilitation						
- 1959 State Appropriation	38,090.08			22,438.27	15,651.81	
9302-9538 University Press Building						
Rehabilitation						
- 1959 State Appropriation	15,615.64			1,153.72	14,461.92	
9100-9539 Heating Tunnels to West						
Campus - Support Funds			2,310.00	2,310.00		
9302- - 1959 State Appropriation	78,385.06		1,495.92	78,639.99	1,240.99	
9303-9540 Chemistry Building Rehabilitation						
- 1961 State Appropriation	175,202.44		21,970.00	60,722.20	92,510.24	
9100-9543 Business Administration Building						
- West Campus - Support Funds	953.93			726.19	227.74	
9302- - 1959 State Appropriation	17,138.39			12,964.82	4,173.57	

PLANT FUNDS
Operating Accounts
July 1, 1964 to June 30, 1965

SCHEDULE E-2

Dept. and Fund	Balance				Balance June 30, 1965	
	July 1, 1964	Income	Transfers	Expenditures	Obligated	Unobligated
9302-9544 Social Science Building, West Campus						
- 1959 State Appropriation..	\$ 302.05		\$	\$ 3,212.99	\$ 3,515.04	\$
9500- - University Services Funds	3,663.04			3,663.04		
9100-9545 Foreign Language, English and General Purpose Classroom Building -- Support Funds . . .	23,852.22			622.92	23,229.30	
9302- - 1959 State Appropriation..	134,203.88		1,495.92	12,183.43	120,524.53	
9500- - University Services Funds	223.14			223.14		
9302-9546 Scientific Apparatus Repair Shop - 1959 State Appropriation..	1,126.23			689.95	436.28	
9302-9547 Chemical Storehouse Addition - 1959 State Appropriation..	45,951.29		44,977.81	973.48		
9303-9548 Mayo Building Elevator - 1961 State Appropriation..	21,088.75		12,545.24	8,543.51		
9324- - Special State Funds	10,867.24		10,867.24			
9100-9552 Museum of Natural History - Support Funds	8,261.81		36,238.19	44,500.00		
9201- - NSF Grant	50,000.00			50,000.00		
9304- - 1963 State Appropriation..	129,822.76			170,310.52	46,378.59	5,890.83
9500- - University Services Funds			2,500.00	2,500.00		
9600- - Gifts			10,000.00	10,000.00		
9608- - Gifts	18,026.63	14,797.61	223,910.90	93,800.00	146,937.53	15,997.61
9699- - Temporary Investment Income	11,926.00			11,926.00		
9500-9554 Dormitory Expansion - University Services Funds	639,926.35		290,098.56			349,827.79
9500-9557 Equipment Replacement - University Services Funds	321,047.45	118,377.43	30,968.07	36,679.30	60,595.79	373,117.86
9500-9558 Union Equipment Replacement - University Services Funds	1,787.49		4,118.46			2,330.97
9500-9560 Remodel Building 90 - University Services Funds	2,369.01					2,369.01
9500-9562 Parking Facilities Equipment Replacement - University Services Funds	9,714.64					9,714.64
9500-9563 Land Acquisition -- River Flats - University Services Funds	59,521.26		2,774.34			62,295.60
9500-9564 Printing Facilities - University Services Funds	457,337.87		21,317.12			478,654.99
9501-9567 Athletic Plant Expansion - Athletic Funds	634,318.51		346,219.65			288,098.86
9100-9569 Health Service Addition - Support Funds			35,840.76	35,840.76		
9511- - Health Service Funds			35,840.76	35,840.76		
9609-9572 Masonic Hospital -- Gift Funds..	10,855.93		10,855.93			
9610- - General Research Funds . .	3,311.85		3,311.85			
9100-9575 Diehl Hall Addition - Support Funds	27,500.00			25,929.99	1,570.01	
9200- - USPHS Grant	27,071.00			27,751.12	680.12	
9613- - Gift Funds 4th & 5th Floors	293,728.53	2,417.08	35.00	240,866.00	27,244.63	28,069.98
9614- - Gift Funds 6th Floor	10,069.03	3,000.00	1,000.00			12,069.03
9640- - Medical School Gift Funds	33,190.91	912.23		19,223.58	4,414.31	10,465.25
9645- - Gift Funds 6th Floor Completion	20,754.80	629.39		17,387.34		3,996.85
9616-9577 Minnesota Medical Foundation - E. T. Bell Gift Fund	73,048.24	3,199.24	1,200.00			75,047.48
9617-9578 Clinical Cancer Research Institute -- VFW Gift Funds . .	8,650.42	403.19				9,053.61
9618-9580 Medical Student Center - Alumni Association Gift Funds	58,980.67	16,611.26	20,000.00	39,633.75	5,926.97	10,031.21
9303-9586 Science Classroom Building - 1961 State Appropriation..	331,917.50		4,100.00	287,508.35	40,309.15	
9201-9587 Physics North Wing Addition - NSF Grant	332,242.00			191,000.00	141,242.00	
9303- - 1961 State Appropriation..	670,080.20			623,904.48	46,175.72	
9100-9588 Electrical Engineering 4th Floor Addition - Support Funds	17,027.89			16,312.95	714.94	
9201- - NSF Grant	76,430.00			76,430.00		
9303- - 1961 State Appropriation..	19,895.97			26,841.27	6,945.30	
9303-9589 Heat Plant -- Replace Boiler - 1961 State Appropriation..	596,271.60			596,271.60		

PLANT FUNDS
Operating Accounts

July 1, 1964 to June 30, 1965

SCHEDULE E-2

Dept. and Fund	Balance			Balance June 30, 1965		
	July 1, 1964	Income	Transfers	Expenditures	Obligated	Unobligated
9100-9592 Rehabilitation and Extension of Geology Research Laboratory						
- Support Funds	\$ 37,394.14	\$	\$ 40.69	\$ 37,353.45	\$	\$
9201- - NSF Grant	35,077.13-			35,077.13-		
9100-9593 Remodel Geology Sedimentation Laboratory - Support Funds .	6,706.95			6,706.95		
9201- - NSF Grant	6,730.00			6,730.00		
9500-9596 Parking Lot Land Acquisition Oak and Beacon						
- University Services Funds	22,017.00					22,017.00
9202-9598 Variety Heart Hospital Addition						
- USPHS Grant			406,467.00		406,467.00	
9319- - Hospital Funds	160,403.00			23,058.00	137,345.00	
9611- - Gift Funds	156,132.11	89,264.90	315,000.00	360,959.79	105,101.95	94,335.27
9638- - Current Funds for Equipment	43,237.56	943.75		42,136.85	260.13	1,784.33
9100-9599 Pedestrian Level - Washington Avenue Bridge						
- Support Funds	68,124.30	60.00	15,053.00	2,876.52	80,360.78	
9398- - Temporary Investment Income	139,989.86		139,989.86-			
9399- - Investment Income	125,262.18		285,831.86		306,173.72	104,920.32
9318-9603 Childrens Rehabilitation Center						
- Special State Funds	42,000.00		39,805.00	81,805.00		
9459- - Eustis Fund	268,489.46		5,493.52	168,870.62	80,103.72	25,008.64
9318-9604 Respiratory Center University Hospital						
- Special State Funds			50,000.00	2,000.00	48,000.00	
9351- - Special State Funds	51,000.00		50,000.00-	1,000.00		
9203-9606 Physics South Wing Addition						
- NASA Grant	226,467.07		161,970.72-	64,496.35		
9100-9609 Remodel 3rd Floor Morrill Hall						
- Support Funds	423.79		389.34-	34.45		
9500- - University Services Funds	1,122.21		1,122.21-			
9100-9610 Data Processing Center						
- Equipment - Support Funds			39,497.67	39,497.67		
9500- - University Services	6,207.58					6,207.58
9699- - Temporary Investment Income			39,497.67-	39,497.67-		
9100-9611 Environmental Health Center						
- Support Funds	13,824.49			12,924.87	899.62	
9200- - USPHS Grant	1,526.00			879.03		646.97
9460- - Max Ogden Cole Fund	1,773.61			140.00		1,633.61
9500-9613 Apartment Projects - Expansion						
- University Services Funds	783,180.19		746,675.18-			36,505.01
9100-9614 Northrup Auditorium Air Conditioning - Support Funds . .	5,154.00			5,154.00		
9900- - Other Funds	5,721.35	925.19	6,463.31-	183.23		
9637-9615 Chapel - University Hospitals						
- Gift Funds	50,083.34	133,873.64		103,383.45	66,513.23	14,060.30
9500-9617 Staff Housing - Pillsbury Block						
- University Services Funds	8,197.76		833,324.00	315,404.21	508,486.79	17,630.76
9100-9619 Guy Stanton Ford Room						
- Support Funds	2,638.42-			2,638.42-		
9641- - Gift Funds	4,331.99	100.00	20.00	1,953.50	100.00	2,398.49
9200-9620 Lyon's Laboratory - 3rd Floor Remodeling - USPHS Grant .	125,000.00					125,000.00
9461- - George Chase Christian Fund	131,833.61		5,819.81		14,000.00	123,653.42
9642- - Gift Funds	1,000.00			5,498.06	4,498.06-	
9318-9621 Masonic Hospital Addition						
- Special State Funds	13,998.66		40,000.00	240.00	53,758.66	
9609- - Gift Funds		517.90	1,014,167.78	37,883.84	894,530.98	82,270.86
9461-9622 Millard Hall Remodeling - George Chase Christian Fund				532.10	532.10	
9643- - Gift Funds	8,402.50	283.68	1,891.31-	6,511.19		283.68
9461-9623 Complete 2nd Floor Diehl Hall						
- George Chase Christian Fund	5,469.04			5,469.04		
9644- - Gift Funds	32,365.10	470.92		30,590.52	493.76	1,751.74
9461-9624 Remodel 2nd Floor Diehl Hall						
- George Chase Christian Fund	8,658.04-		532.10-	9,190.14-		
9648- - Gift Funds	9,452.20		557.29-	8,894.91		
9646-9625 Masonic Hospital Basement Remodeling - Gift Funds . . .	8,176.02	208.16		5,516.34	785.65	2,082.19
9647-9626 Lyon's Laboratory, Basement Remodeling - Gift Funds . . .	156.15		156.15-			

PLANT FUNDS
Operating Accounts
July 1, 1964 to June 30, 1965

SCHEDULE E-2

Dept. and Fund	Balance				Balance June 30, 1965	
	July 1, 1964	Income	Transfers	Expenditures	Obligated	Unobligated
9100-9627 Economics and Statistical Research Laboratory						
- Support Funds	\$ 61,280.00	\$	\$ 56,135.00	\$ 36,963.62	\$ 80,451.38	\$
9201- - NSF Grant	99,309.73		9,350.00	118,605.33	31,124.83	2,479.23
9303- - 1961 State Appropriation . .			4,100.00	4,100.00		
9398- - Temporary Investment Income	12,450.00			12,450.00		
9100-9628 Ion Accelerator Building						
- Support Funds			75,639.00		75,639.00	
9201- - NSF Grant	267,958.00			267,958.00		
9303- - 1961 State Appropriation . .	374,609.13			270,951.42	103,657.71	
9304-9629 Library - West Campus						
- 1963 Appropriation	4,123,124.90			132,681.87	528,873.31	3,461,569.72
9304-9630 Complete Social Science Building						
- 1963 State Appropriation . .	47,252.43			18,511.04	4,339.81	24,401.58
9304-9631 Heat Plant Boiler						
- 1963 State Appropriation . .	856,099.89			380,885.11	267,161.13	208,053.65
9100-9632 Land Acquisition - West Campus - Support Funds . . .	14,250.00			10,650.00	3,600.00	
9304- - 1963 State Appropriation . .	109,733.74			81,326.23		28,407.51
9305- - 1965 State Appropriation . .			200,000.00	200,000.00		
9304-9633 Street Relocation - West Campus						
- 1963 State Appropriation . .	125,217.93			44,521.96	78,776.49	1,919.48
9304-9634 South Classroom Building						
- West Campus - Planning						
- 1963 State Appropriation . .	15,012.00			5,200.00	9,812.00	
9100-9635 Connecting Office Link between Main and Electrical Engineering						
- Support Funds			5,500.00	5,500.00		
9304- - 1963 State Appropriation . .	124,137.75			117,480.32	5,076.33	1,581.10
9304-9637 Hospitals Rehabilitation						
- 1963 State Appropriation . .	131,727.85			116,600.90	12,773.80	2,353.15
9318- - Special State Funds	38,131.00			38,131.00		
9500- - University Services Funds	45,075.02		655.91	45,075.02		655.91
9100-9638 Remodel 5th Floor Owre Hall						
- Support Funds	95,905.52			95,805.47	100.05	
9100-9640 Cytotaxonomic Research Laboratory - Support Funds .	2,500.00		78.48	2,421.52		
9201- - NSF Grant			63.63	63.63		
9304-9641 Complete Business Administration Tower						
- 1963 Appropriation	11,088.16			2,456.92	995.61	7,635.63
9318-9642 Laboratory Medicine Laboratory						
- SW Court - Hospital						
- Special State Funds	340,555.00		10,998.15	47,595.55	303,957.60	
9500- - University Services Funds	32,309.71		1,410.45			33,720.16
9600- - Gift Funds	151,742.14	6,624.08				158,366.22
9100-9643 1620 Computer - Support Funds				29,964.28	29,964.28	
9903- - Other Funds				29,964.28	29,964.28	
9500-9644 Washington Avenue Parking Ramp Addition						
- University Services Funds	6,300.12		259,998.00	244,225.13	5,389.39	4,083.36
9100-9645 Remodel Area behind Station 62						
- Support Funds	14,200.00			14,579.46	379.46	
9600-9646 Data Processing - Medical School - Gift Funds	690.38		681.58	8.80		
9100-9647 Parking Ramp South of Coffman Memorial Union						
- Support Funds			26,000.00		26,000.00	
9500- - University Services Funds	29,500.00			13,646.88	8,050.39	7,802.73
9523- - Other Funds			3,195,033.12	138,080.00	3.12	3,056,950.00
9500-9648 Sanford Hall Addition						
- University Services Funds	603,670.43		911,517.98	45,792.93	1,337,385.61	132,009.87
9500-9649 Book Store - West Campus						
- University Services Funds	700.00		86,397.47	9,482.18	3,717.82	73,897.47
9318-9650 Remodel Pediatrics Station						
- Eustis Wing						
- Special State Funds	325,000.00				325,000.00	
9100-9651 Remodel Language Laboratory						
- Folwell Hall						
- Support Funds	55,430.00		2,500.00	49,675.20	8,254.80	
9500-9652 Bookstore - West Campus						
- University Services Funds	82,610.95		47,718.96			34,891.99

PLANT FUNDS
Operating Accounts

July 1, 1964 to June 30, 1965

SCHEDULE E-2

Dept. and Fund	Balance				Balance June 30, 1965	
	July 1, 1964	Income	Transfers	Expenditures	Obligated	Unobligated
9100-9653 Theatre Scene Shop						
- Support Funds	\$ 45,000.00	\$	\$	\$ 34,739.39	\$ 10,260.61	\$
9100-9654 General Outdoor Advertising						
Building Remodeling						
- Support Funds			1,000.00	1,000.00		
9699- - Temporary Investment Income	58,000.00	1,876.48		43,112.89	14,887.11	1,876.48
9100-9655 Extension and Renovation of						
Heat Transfer Laboratory						
- Support Funds			68,800.00	521.85	68,278.15	
9201- - NSF Grant			68,800.00			68,800.00
9699-9656 Remodel University Attorney's						
Office - Temporary Invest-						
ment Income	7,650.00	188.66		6,838.34	524.71	475.61
9699-9657 Admissions and Records						
- Planning New Facility						
- Temporary Investment Income	4,000.00					4,000.00
9601-9658 Library Art Gallery Complex						
- West Bank - Gift Funds ..		1,000.00				1,000.00
9201-9660 Inorganic Chemistry Renovation						
- Graduate Research						
Laboratory - NSF Grant			21,950.00		22,209.66	259.66-
9303- - 1961 State Appropriation ..			21,970.00	4,710.05	17,259.95	
9318-9662 Admissions and Bookkeeping						
- SW Court - Hospital						
- Special State Funds			396,800.14		396,800.14	
9463-9663 Theatre Building - Minnesota						
Theatre Arts						
- Building Fund			2,500.00		2,500.00	
9500-9664 Development of Dormitory Complex						
- West Bank - Long Range Plans						
- University Services Funds			10,000.00	6,387.33	3,612.67	
9100-9665 Purchase of Scientific Computer						
- Support Funds			100,000.00		100,000.00	
9318-9666 Remodel Stations 58 and 59						
- North Wing - Hospital						
- Special State Funds			307,690.00		307,690.00	
9399-9668 NASA Building - Investment						
Income			35,625.00		35,625.00	
9100-9669 Eddy Hall Addition						
- Support Funds			125,000.00		125,000.00	
9500-9670 Golf Club House Furnace						
- University Services Funds					3,500.00	3,500.00-
9699-9672 Expansion of Business						
Administration Space						
- Temporary Investment Income			100,000.00			100,000.00
9100-9673 Remodel 4th Floor Owre Hall						
- Support Funds			50,000.00		50,000.00	
9100-9681 Purchase of Clay School						
- Support Funds			70,000.00		70,000.00	
- Temporary Investment Income			25,000.00		25,000.00	
9635-5500 Unassigned	6.30-				6.30-	
Total - Minneapolis						
Campus	\$17,448,827.42	\$ 459,702.64	\$ 8,255,185.93	\$ 7,537,715.92	\$ 8,692,330.80	\$ 9,933,669.27
9100-9700 Purchase of Land - Department						
of Agriculture						
- Support Funds	\$ 1,083.60	\$	\$	\$	\$ 1,083.60	\$
9316- - Special State Funds	1,000.00				1,000.00	
9100-9701 Agricultural Biochemistry						
Research Laboratory						
- Support Funds			114.31	114.31		
9200- - USPHS Grant			105.69-	105.69-		
9100-9702 Veterinary Medicine Research						
Laboratory - Support Funds ..			836.44-	836.44-		
9301- - 1957 State Appropriation ..	836.44			836.44		
9302-9703 Dining Facilities - St. Paul						
Campus						
- 1959 State Appropriation ..	2,510.82			2,350.32	160.50	
9100-9704 Soils Building - Support Funds			2.41	2.41		
9100-9706 Veterinary Medicine Basic						
Science Building Addition						
- Support Funds			836.44	836.44		
9200- - USPHS Grant	294,343.00					294,343.00
9303- - 1961 State Appropriation ..	606,682.27			426.08-	607,108.35	

PLANT FUNDS
Operating Accounts
July 1, 1964 to June 30, 1965

SCHEDULE E-2

Dept. and Fund	Balance				Balance June 30, 1965	
	July 1, 1964	Income	Transfers	Expenditures	Obligated	Unobligated
9100-9707 Forest Products Building						
- Support Funds	\$ 32,000.00	\$	\$	\$ 32,000.00	\$	\$
9303- - 1961 State Appropriation ..	76,944.34			74,596.56	2,347.78	
9301-9709 Plant Science - Field Building						
- 1957 State Appropriation ..	326.49				326.49	
9301-9711 Coffey Hall Rehabilitation						
- 1957 State Appropriation ..	2,105.37			904.31	1,201.06	
9100-9712 Haecker Hall Rehabilitation						
- Support Funds			337.68	337.68		
9302- - 1959 State Appropriation ..	506.04-			506.04-		
9301-9713 Green Hall Rehabilitation						
- 1957 State Appropriation ..	578.84			578.84		
9303- - 1961 State Appropriation ..	44,619.35			7,831.80	36,787.55	
9302-9714 Crop Research Laboratory						
- 1959 State Appropriation ..	2,972.88			103.35-	3,076.23	
9302-9717 Agricultural Engineering Building						
- 1959 State Appropriation ..	39,911.78			2,103.43	37,808.35	
9302-9718 Home Economics Rehabilitation						
- 1959 State Appropriation ..	1,793.57			80.60	1,712.97	
9303- - 1961 State Appropriation ..	103,136.63			24,002.64	79,133.99	
9500-9721 Bailey Hall - University						
Services Funds	3,256.47			2,741.59		514.88
9500-9722 Equipment Replacement						
- Agricultural Cafeteria and Dining Hall - University Services Funds	22,949.39	6,245.17		1,253.46	2,551.50	25,389.60
9500-9723 Married Student Housing - Phase III - University Services Funds	35,889.76		3,579.58	18,086.21	20,464.99	918.14
9621-9725 Earle Brown Short Course Building - Earle Brown Fund	169,692.88	205,153.42		72,391.75	30.00	302,424.55
9100-9726 Utility Sewers and Water Mains						
- Support Funds			27.37	27.37		
9303- - 1961 State Appropriation ..	27.37-			27.37-		
9632-9727 Minnesota Turkey Growers Research Building						
- Gift Funds	324.68				296.24	28.44
9500-9729 Married Student Apartments						
- Rose Lawn Area - Phase I - University Services Funds	204.35					204.35
9100-9730 Radiation Genetics Research Laboratory - Agronomy						
- Support Funds			58.06	58.06		
9201- - NSF Grant	6.71			6.71		
9100-9731 Snyder Hall Addition						
- Support Funds			160,000.00		160,000.00	
9304- - 1963 State Appropriation ..	1,436,942.81			57,320.14	10,270.40	1,369,352.27
9304-9732 Crop Research Building						
- Phase II - 1963 State Appropriation ..	1,199,649.60				50,000.00	1,149,649.60
9304-9733 Green Hall Remodeling						
- 1963 State Appropriation ..	244,069.76		82,278.00-	38,477.35	108,758.30	14,556.11
9304-9734 Elevators - Agronomy and Pathology						
- 1963 State Appropriation ..	59,001.39			51,472.44	1,383.67	6,145.28
9100-9735 Snyder Hall Rehabilitation						
- Support Funds			14,904.00	14,904.00		
9201- - NSF Grant	100,900.00			75,527.41	21,454.71	3,917.88
9304- - 1963 State Appropriation ..	71,701.34			8,642.80	63,058.54	
9901- - NSF - Transferred from Current Funds	17,000.00	217.91		17,000.00		217.91
9304-9736 Rehabilitation of NW Greenhouses						
- 1963 State Appropriation ..	94,490.98			69,467.40	24,336.02	687.56
9304-9737 Heating Tunnels						
- 1963 State Appropriation ..	149,957.80		15,000.00	157,139.73	583.74	7,234.33
9304-9738 Sanitary Sewers						
- 1963 State Appropriation ..	103,500.00		15,000.00-	59,463.43	27,262.75	1,773.82
9304-9739 Complete North Road from Cleveland Avenue						
- 1963 State Appropriation ..	56,599.13			39,620.98	8,113.15	8,865.00
9500-9740 Commonwealth Terrace - Phase IV - University Services Funds .	677,084.03		31,559.74			708,643.77
9303-9741 Veterinary Science Building						
- Basement - 1961 State Appropriation ..	75,000.00			250.00	74,750.00	

PLANT FUNDS
Operating Accounts

July 1, 1964 to June 30, 1965

SCHEDULE E-2

Dept. and Fund	Balance				Balance June 30, 1965	
	July 1, 1964	Income	Transfers	Expenditures	Obligated	Unobligated
9100-9742 Sheep Barn - Construction						
- Support Funds	\$ 19,891.70	\$	\$	\$ 15,106.73	\$ 4,784.97	\$
9201-9743 Basic Research in Forest Biology Facility						
- NSF Grant			62,575.00	310.50		62,264.50
9304- - 1963 State Appropriation ..			82,278.00	1,609.90	3,500.00	77,168.10
Total - St. Paul Campus ..	\$ 5,748,424.75	\$ 211,616.50	\$ 273,052.46	\$ 845,448.77	\$ 1,353,345.85	\$ 4,034,299.09
9302-9800 Pedestrian and Utilities tunnels						
- 1959 State Appropriation ..	\$ 153.09	\$	\$	\$ 153.09	\$	\$
9303-9802 Humanities Building Addition						
- 1961 State Appropriation ..	67,316.63			57,241.54	10,075.09	
9100-9803 Health Service Building						
- Support Funds	4,437.89				4,437.89	
9500- - University Services	70,749.91		28,880.40			99,630.31
9100-9804 Purchase of Real Estate						
- Support Funds	29,435.24			4,680.71	24,754.53	
9302-9807 Humanities and Science Building						
- 1959 State Appropriation ..	5,402.07				5,402.07	
9302-9812 Industrial Engineering Building						
- 1959 State Appropriation ..	29,155.23			16,841.00	12,314.23	
9623-9817 Stadium Project - Gifts	17,807.69	906.53				18,714.22
9301-9819 Purchase of Land						
- 1957 State Appropriation ..	515.00			7.00	508.00	
9303-9820 Home Economics Building						
- 1961 State Appropriation ..	200,852.40			139,811.50	61,040.90	
9100-9821 Landscape and Campus Improvements - Support Funds	12,000.00		12,500.00		24,500.00	
9303- - 1961 State Appropriation ..	60,000.00			10,967.83	49,032.17	
9303-9822 Garage at Superintendent's Residence - 1961 State Appropriation40	.40		
9504-9823 Kirby Student Center Addition						
- University Services Funds	144,905.48		32,473.62	174,233.37	588.45	2,557.28
9201-9824 Faculty Club - NSF Grant	404.80			404.80		
9639- - Gift Funds	60,533.36	1,164.82	6,439.00	66,137.90	100.12	1,899.16
9304-9825 Library Addition						
- 1963 State Appropriation ..	948,168.25			519,518.57	207,987.34	220,662.34
9304-9826 Student Housing						
- 1963 State Appropriation ..	166,722.39			41,404.98	52,503.70	72,813.71
9504- - University Services Funds			73,965.00		44,150.00	29,815.00
9521- - FH & HA Funds			670,000.00	643,828.38	93,967.62	67,796.00-
9100-9827 Complete Education Building						
- Support Funds			6,641.66	6,641.66		
9304- - 1963 State Appropriation ..	141,344.16			120,571.38	20,772.78	
9630- - Gift Funds	71,247.62	5,000.00	5,000.00-	71,247.62		
9304-9828 Industrial Education Building Equipment - 1963 State Appropriation	100,000.00			13,959.89	28,913.59	57,126.52
9600-9829 Observatory Planetarium						
- Gift Funds		122.82	11,503.62	9,190.46	134.54	2,301.44
9201-9830 Undergraduate Research Equipment Program - NSF Grant ..	641.01			641.01		
Total - Duluth Campus ..	\$ 2,131,792.22	\$ 7,194.17	\$ 837,403.70	\$ 1,897,483.09	\$ 641,183.02	\$ 437,723.98
9100-9854 Spooner Hall Rehabilitation						
- Support Funds	\$ 24,245.78	\$	\$	\$ 22,548.10	\$ 1,697.68	\$
9100-9855 Junior Hall Rehabilitation						
- Support Funds			36.83	36.83		
9302- - 1959 State Appropriation ..	36.83-			36.83-		
9302-9856 Improve Electrical System						
- 1959 State Appropriation ..	2,850.42				2,850.42	
9100-9857 Stabilize Existing Structures						
- Support Funds			119.43	119.43		
9302- - 1959 State Appropriation ..	540.35			540.35		
9100-9858 Alterations for Collegiate Level Training - Student Funds ..	4,493.74		322.96	4,816.70		
9100-9859 Purchase of Land						
- Support Funds			27,924.95	24,499.00	3,425.95	
9624- - Gift Funds	500.00			500.00		
9303-9860 Rehabilitate Street Lighting						
- 1961 State Appropriation ..	5,879.00				5,879.00	

PLANT FUNDS
Operating Accounts
July 1, 1964 to June 30, 1965

SCHEDULE E-2

Dept. and Fund	Balance				Balance June 30, 1965	
	July 1, 1964	Income	Transfers	Expenditures	Obligated	Unobligated
9100-9861 Rehabilitate Gymnasium						
- Support Funds	\$	\$	\$	653.00	\$	\$
9303- - 1961 State Appropriation ..	653.00-			653.00-		
9303-9862 Repair Pavement and Curbs						
- 1961 State Appropriation ..	101.46-			103.26-	1.80	
9304-9863 Science Building						
- 1963 State Appropriation ..	648,000.00			25,120.51	3,111.01	619,768.48
9304-9864 Construct and Reconstruct Tunnels						
- 1963 State Appropriation ..	68,991.37			42,537.75	26,262.52	191.10
9100-9865 Storage Building for Fertilizer						
- Support Funds	7,600.61		35.96-	6,433.66	1,130.99	
9100-9866 Morris Dormitory						
- Support Funds			40,000.00		40,000.00	
9500- - University Services Funds	14,417.01		1,000.00-	2,961.21-	900.00	15,478.22
9522- - HHFA Funds		2,957.40	480,000.00	155,132.58	324,867.82	2,957.00
9100-9867 Morris Experiment Station						
- Capital Improvements						
- Support Funds	12,000.00		12,000.00-			
Total -- Morris Campus ...	\$ 788,726.99	\$ 2,957.40	\$ 536,021.21	\$ 279,183.61	\$ 410,127.19	\$ 638,394.80
9100-9901 Research Laboratory -- Itasca						
- Support Funds	\$ 251.36	\$	\$ 251.36-		\$	\$
9601-9905 Minnesota Arboretum Land Acquisition -- Southways						
- Foundation -- Gift Funds ..		16,850.00		16,850.00		
9100-9906 Miscellaneous Farm Buildings						
- Rosemount						
- Support Funds	21,676.70			2,314.02	19,362.68	
9100-9908 Superintendent's Residence						
- Waseca -- Support Funds ..	15,494.15				15,494.15	
9625-9910 Poultry House -- Rosemount						
- Gift Funds	255.89			255.89		
9302-9911 Stabilize Existing Structures						
- Crookston						
- 1959 State Appropriation ..	4,319.32				4,319.32	
9301-9912 Fire and Water System -- Rosemount						
- 1957 State Appropriation ..	2,139.53				2,139.53	
9301-9913 Sanitary Sewer -- Grand Rapids						
- 1957 State Appropriation ..	53,985.31			1,873.50	52,111.81	
9301-9921 Improve Electrical System						
- Rosemount -- 1957 State Appropriation	129.03				129.03	
9301-9923 Physical Education Building						
- Waseca -- 1957 State Appropriation	192.54				192.54	
9302-9926 Owens Hall Rehabilitation						
- Crookston -- 1959 State Appropriation	459.14			24.06	435.08	
9302-9929 Dairy Pole Barn -- Crookston						
- 1959 State Appropriation ..			44.85	44.85		
9302-9930 Main Building Rehabilitation						
- Grand Rapids -- 1959 State Appropriation	502.89			501.30	1.59	
9302-9935 Barn Remodeling -- Cloquet						
- 1959 State Appropriation ..			22.90	22.90		
9500-9940 University Outing Center Camp						
- University Services Funds	5,807.01					5,807.01
9626- - Gift Funds	1,032.53					1,032.53
9451-9941 Land Purchase -- Cedar Creek Forest						
- Fleischmann Foundation ..	21,833.76		522.70	320.25		22,036.21
9100-9942 Landscape Arboretum -- Excelsior						
- Support Funds	9,500.00			2,036.77	7,463.23	
9451-9948 Project Garage -- Cedar Creek Forest						
- Fleischmann Foundation ..	436.97		522.70-	85.73-		
9100-9949 Remodel Dairy Barns -- Crookston						
- Support Funds			4.79	4.79		
9303- - 1961 State Appropriation ..	10,869.38			10,869.38		
9100-9950 Land Acquisition -- Crookston						
- Support Funds			55,000.00	55,000.00		
- 1961 State Appropriation ..	35,000.00			32,864.56	2,135.44	
9316- - Special State Funds	5,000.00				5,000.00	
9303-9951 Addition to Pure Seed Building						
- Crookston -- 1961 State Appropriation	625.21			625.21		

PLANT FUNDS
Operating Accounts

July 1, 1964 to June 30, 1965

SCHEDULE E-2

Dept. and Fund	Balance				Balance June 30, 1965	
	July 1, 1964	Income	Transfers	Expenditures	Obligated	Unobligated
9303-9953 Bunker Type Silo - Rosemount - 1961 State Appropriation..	\$ 872.57	\$	\$	\$ 706.70	\$ 165.87	\$
9303-9954 Laundry Facilities for Family Units - Itasca - 1961 State Appropriation	475.04			207.82	267.22	
9303-9958 Remodel Classroom and Science Building - Waseca - 1961 State Appropriation.....	322.00			322.00		
9100-9959 Machinery Storage Facility - Excelsior - Support Funds	397.73			397.73		
9100-9961 Turkey Research Building - Rosemount - Support Funds			47.85	47.85		
9632- - Gift Funds	47.85-			47.85-		
9628-9965 Hormel Institute Research Laboratory Addition - Austin - Gift Funds			7,300.00	5,075.00	2,025.00	200.00
9304-9966 Rehabilitate Dairy Barn - Crookston - 1963 State Appropriation..	31,440.65	25.00		29,477.67	1,935.25	52.73
9304-9967 Dormitory Wing - Waseca - 1963 State Appropriation..	386,825.16			257,059.21	96,882.82	32,883.13
9100-9968 Cottage - Rosemount - Support Funds			13.23	13.23		
9304- - 1963 State Appropriation..	163.55			163.55		
9304-9969 Wood Processing Plant - Cloquet - 1963 State Appropriation..	10,000.00			2,714.53		7,285.47
9304-9970 Research Laboratory Addition - Itasca - 1963 State Appropriation	1,236.64			627.30		609.34
9304-9971 Rehabilitate Sheep Barn - Crookston - 1963 State Appropriation	6,000.00			6,000.00		
9304-9972 Pole Barn - Crookston - 1963 State Appropriation..	5,273.61			4,967.13	184.08	122.40
9100-9973 Beef Feeding Shed Addition - Crookston - Support Funds .			60.00	60.00		
9304- - 1963 State Appropriation..	6,715.51			6,715.51		
9100-9974 Cabin - Itasca - Support Funds	1,156.29			1,156.29		
9304- - 1963 State Appropriation..	5,074.51			3,817.88	957.96	298.67
9304-9975 Remodel Cottage - Cloquet - 1963 State Appropriation..	5,000.00					5,000.00
9100-9976 Year Around Research Laboratory - Itasca - Support Funds			5,500.00		5,500.00	
9201- - NSF Grant			102,800.00	1,077.97	4,910.63	96,811.40
9100-9977 Sanitary Sewer - Itasca - Support Funds			1,500.00		1,500.00	
9100-9978 Seed Building Addition - Waseca - Support Funds			15,000.00		15,000.00	
9100-9979 Garage Addition to Shops Building - Grand Rapids - Support Funds			4,751.00		4,751.00	
9100-9980 Land Acquisition - Grand Rapids - Support Funds			5,500.00		5,500.00	
Total - Branch Stations ..	\$ 650,416.13	\$ 16,875.00	\$ 197,293.26	\$ 444,081.27	\$ 248,364.23	\$ 172,138.89

Summary of Operating Accounts

Minneapolis Campus	\$17,448,827.42	\$ 459,702.64	\$ 8,255,185.93	\$ 7,537,715.92	\$ 8,692,330.80	\$ 9,933,669.27
St. Paul Campus	5,748,424.75	211,616.50	273,052.46	845,448.77	1,353,345.85	4,034,299.09
Duluth Campus	2,131,792.22	7,194.17	837,403.70	1,897,483.09	641,183.02	437,723.98
Morris Campus	788,726.99	2,957.40	536,021.21	279,183.61	410,127.19	638,394.80
Branch Stations	650,416.13	16,875.00	197,293.26	444,081.27	248,364.23	172,138.89
Total - Operating Accounts	\$26,768,187.51	\$ 698,345.71	\$10,098,956.56	\$11,003,912.66	\$11,345,351.09	\$15,216,226.03

PLANT FUNDS
Anticipated Income
July 1, 1964 to June 30, 1965

SCHEDULE E-3

Dept. and Fund	Balance			Balance June 30, 1965	
	July 1, 1964	Income	Transfers	Expenditures	Obligated Unobligated
9100-9307-00	1620 Computer	\$	\$	\$ 21,620.15-	\$ 21,620.15-
9100-	Purchase of Land - Crookston			55,000.00-	55,000.00-
9305-	Purchase of Outdoor Advertising Building			200,000.00-	200,000.00-
9500-	Parking Lots Loan - Oak and Beacon	195,447.37-		24,705.61	170,741.76-
9506-	St. Paul Campus Housing Projects	1,825,000.00-		35,000.00	1,790,000.00-
9507-	New Residence Hall for Men - Minneapolis	2,790,000.00-		55,000.00	2,735,000.00-
9508-	St. Paul Student Union	270,361.42-		25,539.97	244,821.45-
9509-	Coffman Memorial Union - 4th Floor Addition	161,044.44-		16,162.59	144,881.85-
9511-	University Health Service Addition	312,782.25-		35,840.76	276,941.49-
9512-	Parking Lots Loan	147,644.91-		48,343.98	99,300.93-
9513-	Duluth Dormitory	324,000.00-		6,000.00	318,000.00-
9515-	St. Paul Apartments and Minneapolis Dormitories	2,625,000.00-		45,000.00	2,580,000.00-
9516-	Campus Club Improvements - Air Conditioning	43,024.77-		2,925.84	40,098.93-
9517-	Married Student Housing - Phase III	1,235,000.00-		15,000.00	1,220,000.00-
9520-	Parking Ramp - Washington Avenue			259,998.00-	259,998.00-
9521-	Duluth Dormitory 1964			670,000.00-	670,000.00-
9522-	Morris Dormitory			480,000.00-	480,000.00-
9523-	Parking Ramp - South of CMU			3,150,000.00-	3,150,000.00-
9611-	Variety Club Heart Hospital			315,000.00-	315,000.00-
9618-	Medical Student Center	34,998.00-			34,998.00-
9630-	Mrs. Alice Tweed Tuohy - Art Gallery and Music Room Fund	70,000.00-		5,000.00	65,000.00-
9900-	Northrup Auditorium Air Conditioning	150,000.00-			150,000.00-
9903-	1620 Computer	32,683.75-		32,683.75	
9300-9308-00	Northern Pacific Viaduct (Building Program 1920-30)	104,300.00-			104,300.00-
9509-9400-03	Coffman Union - 4th Floor Addition		16,162.59	16,162.59-	
9516-	Campus Club Improvements - Air Conditioning		2,925.84	2,925.84-	
	Temporary Investment Income:				
9100-9410-03	Support		39,618.00	39,618.00-	
9399-	Special State		267,705.26	267,705.26-	
9451-	Cedar Creek Forest		960.52	960.52-	
9459-	Children's Rehabilitation Center		5,493.52	5,493.52-	
9461-	George Chase Christian Fund		5,819.81	5,819.81-	
9500-	University Services		239,754.34	239,754.34-	
9501-	Athletic Fund		24,045.05	24,045.05-	
9502-	Union Expansion		17,484.90	17,484.90-	
9504-	Duluth Center and Dormitories		1,473.62	1,473.62-	
9506-	Married Student Housing - I		8,240.00	8,240.00-	
9507-	Residence Hall for Men - Minneapolis		4,199.65	4,199.65-	
9513-	Duluth Dormitory		1,425.00	1,425.00-	
9515-	St. Paul Apartments and Minneapolis Dormitories		10,470.00	10,470.00-	
9517-	Commonwealth Terrace - Phase III		3,497.14	3,497.14-	
9501-9513-03	Purchase of Real Estate			196.97	196.97
9303-9522-03	Mayo Memorial Project	100,000.00-	100,000.00		
9200-9528-03	Jackson Owre Building - USPHS	53,881.00-	53,881.00		
9303-9540-03	Chemical and Electrical Building Rehabilitation - 1961 State Funds	50,000.00-	50,000.00		
9201-9552-03	Museum of Natural History Addition - NSF	50,000.00-	50,000.00		
9304-	- Building Fund 1963	100,000.00-	100,000.00		
9608-	- Addition Gifts	190,067.64	11,906.25	203,067.64-	1,093.75-
9501-9567-03	Athletic Plant Expansion			23,848.08	23,848.08
9200-9575-03	Diehl Hall - 6th Floor USPHS	67,917.00-	46,013.00		21,904.00-
9613-	- 4th-5th Floors - Gifts	92,185.00-	20,060.00		72,125.00-
9614-	- 6th Floor - Gifts	49,166.00-	25,666.00		23,500.00-
9201-9587-03	Physics North Wing Addition - NSF	332,242.00-	191,500.00		140,742.00-
9303-	- 1961 State Funds	217,958.00-	300,000.00	82,042.00-	
9201-9588-03	Electrical Engineering - 4th Floor - NSF	70,000.00-	70,000.00		
9202-9598-03	Variety Heart Hospital Addition - USPHS Funds			406,467.00-	406,467.00-
9611-	- Gift Funds		50,000.00	50,000.00-	

PLANT FUNDS
Anticipated Income

July 1, 1964 to June 30, 1965

SCHEDULE E-3

Dept. and Fund	Balance		Transfers	Expenditures	Balance June 30, 1965	
	July 1, 1964	Income			Obligated	Unobligated
9202-9603-03 Children's Rehabilitation Center - USPHS	\$ 251,522.12-		\$	\$	\$	\$ 251,522.12-
9203-9606-03 South Wing Addition - Physics - NASA Funds	179,000.00-	17,029.28	161,970.72			
9502-9607-03 Union Capital Expansion		45,069.79	45,069.79-			
9200-9611-03 Environmental Health Center USPHS Funds	7,042.00-	1,688.00				5,354.00-
9900-9614-03 Northrup Auditorium Air Conditioning Project	16,353.00	30,635.00	46,988.00-			
9200-9620-03 Lyon's Laboratory - 3rd Floor - USPHS	125,000.00-					125,000.00-
9609-9621-03 Masonic Hospital Addition - Gift Funds			1,000,000.00-			1,000,000.00-
9201-9627-03 Economics and Statistical Laboratory - NSF Funds	75,000.00-	65,650.00	9,350.00			
9201-9628-03 Ion Accelerator Building - NSF Funds	267,958.00-	267,958.00				
9303- - 1961 State Funds	282,042.00-	200,000.00	82,042.00			
9304-9629-03 Library West Campus	4,000,000.00-	100,000.00				3,900,000.00-
9304-9631-03 Boiler	400,000.00-	400,000.00				
9304-9632-03 Land - West Campus	100,000.00	100,000.00-				
9304-9635-03 Connecting Office Link between Main and Electrical Engineering	75,000.00-	75,000.00				
9201-9640-03 Cytotaxonomic Research Laboratory - NSF Funds	2,500.00-	2,436.37	63.63			
9201-9655-03 Remodel Heat Transfer Laboratory - NSF Funds			68,800.00-			68,800.00-
9201-9660-03 Inorganic Chemistry Renovation - Graduate Research Laboratory - NSF Funds			21,950.00-			21,950.00-
9200-9701-03 Biochemistry Research Laboratory - USPHS	527.71-	422.02	105.69			
9200-9702-03 Veterinary Medicine Research Laboratory - USPHS	16,475.00-	16,475.00				
9200-9706-03 Veterinary Science Addition - USPHS	294,343.00-					294,343.00-
9303- - 1961 State Funds	350,000.00-	66,000.00-				416,000.00-
9303-9718-03 Rehabilitate Home Economics Building	66,000.00-	66,000.00				
9304-9731-03 Addition to Snyder Hall	1,390,000.00-	150,000.00				1,240,000.00-
9304-9732-03 Crop Research Building Phase II .	1,100,000.00-	50,000.00				1,050,000.00-
9304-9733-03 Green Hall Remodeling	75,000.00-	75,000.00				
9304-9734-03 Elevators Agronomy and Pathology	20,000.00-	20,000.00				
9201-9735-03 Rehabilitation of Snyder Hall - NSF	100,900.00-	75,900.00				25,000.00-
9304-9736-03 Rehabilitate Northwest Greenhouses	70,000.00-	70,000.00				
9304-9737-03 Heating Tunnels	120,000.00-	120,000.00				
9304-9738-03 Sanitary Sewers	50,000.00-	50,000.00				
9304-9739-03 Complete North Road from Cleveland Avenue	40,000.00-	40,000.00				
9303-9741-03 Veterinary Science Building Basement	60,000.00-					60,000.00-
9201-9743-03 Facility for Basic Research in Forest Biology - NSF Funds ...		310.50	62,575.00-			62,264.50-
9303-9821-03 Landscape and Campus Improve- ments - 1961 State Funds	45,000.00-	15,000.00				30,000.00-
9639-9824-03 Faculty Club Duluth	29,076.01-	15,714.31	21,453.81			8,092.11
9304-9825-03 Library Addition	800,000.00-	800,000.00				
9304-9826-03 Student Housing	130,000.00-	130,000.00				
9304-9828-03 Equipment Industrial Education Building	50,000.00-	50,000.00				
9303-9860-03 Rehabilitation of Street Lighting System - Morris - 1961 State Funds	5,000.00-					5,000.00-
9304-9863-03 Science Building	600,000.00-	50,000.00				550,000.00-
9304-9864-03 Construct and Reconstruct Tunnels	50,000.00-	50,000.00				
9304-9967-03 Dormitory Wing - Waseca	300,000.00-	300,000.00				
9304-9969-03 Wood Processing Plant - Cloquet .	9,000.00-	9,000.00				
9304-9975-03 Cottage Remodeling - Cloquet ...	3,000.00-	3,000.00				
9201-9976-03 Laboratory for Year Around Research - Itasca - NSF		2,000.00	102,800.00-			100,800.00-
Totals	\$22,637,601.11-	\$ 4,916,589.76	\$ 7,244,419.42-			\$24,965,430.77-

PLANT FUNDS
Sinking Fund and Reserve Accounts
July 1, 1964 to June 30, 1965

SCHEDULE E-4

Dept. and Fund	Balance			Balance June 30, 1965		
	July 1, 1964	Income	Transfers	Expenditures	Obligated	Unobligated
Sinking Funds						
9506-9353-00	St. Paul Apartments and Dormitory Revenue Bonds of 1956	\$ 238,832.75		\$ 115.51		\$ 238,948.26
9507-	Minneapolis Dormitory Revenue Bonds of 1956	156,213.98		42,590.22		198,804.20
9513-	Addition to Duluth Dormitory Revenue Bonds	44,874.49		377.49-		44,497.00
9515-	Minneapolis Dormitory and St. Paul Apartment Revenue Bonds of 1957	342,819.40		.71		342,820.11
9517-	Commonwealth Terrace - III Revenue Bonds	120,214.94		14,309.43		134,524.37
9522-	Morris Dormitory Revenue Bonds			30.00		30.00
9506-9356-00	Married Student Apartments - St. Paul Dormitory Revenue Bonds - Equipment	11,997.68		12,531.25		24,528.93
9513-	Duluth Dormitory Construction Revenue Bonds of 1958 - Equipment	3,995.63		4,093.33		8,088.96
9515-	Minneapolis Dormitory and St. Paul Apartment Revenue Bonds - Equipment	10,000.00		10,840.00		20,840.00
9517-	Commonwealth Terrace - III - Equipment			2,000.00		2,000.00
9506-9358-00	Married Student Apartments - St. Paul Dormitory Revenue Bonds - Repairs	20,000.00		20,318.75		40,318.75
9513-	Duluth Dormitory Construction Revenue Bonds of 1958 - Repairs	3,500.00		3,606.67		7,106.67
9515-	Minneapolis Dormitory and St. Paul Apartment Revenue Bonds - Repairs	20,110.00		20,440.00		40,550.00
9517-	Commonwealth Terrace - III - Repairs			22,000.00		22,000.00
Reserves For Certificates						
9100-9354-00	1410 Computer	1,271.48		11,032.52		12,304.00
9512-	University Parking Lots	733.62-		733.62		
9599-	Debt Service - Parking Lots	100,000.00				100,000.00
9611-	Variety Club Heart Hospital			50,000.00		50,000.00
9618-	Medical Student Center	8,273.14		20,000.00		28,273.14
9630-	Mrs. Tuohy Art Gallery	9,833.05-				9,833.05-
9699-	1410 Computer			100,000.00		100,000.00
9900-	Northrup Auditorium Air Conditioning	3,532.16		48,295.06		51,827.22
9903-	1620 Computer	2,719.47		2,719.47-		
Other Reserves						
9399-9357-00	Plant Fund Reserve Temporary Investment			513.26		513.26
9502-9359-00	Coffman Union Expansion Reserve	355,016.07		62,554.69		417,570.76
Total		\$ 1,432,804.52		\$ 442,908.06 (1)		\$ 1,875,712.58

(1) Includes \$30.00 in accrued interest deposited to the Morris Dormitory Sinking Fund.

STATEMENT OF INVESTMENT IN PLANT
July 1, 1964 to June 30, 1965

EXHIBIT F

	Total July 1, 1964	Expenditures		Adjustments	Total June 30, 1965
		Current Funds	Plant Funds		
Land	\$ 12,057,100.90	\$ 37,610.26	\$ 745,591.14	\$	\$ 12,840,302.30
Buildings	135,062,587.40	446,722.63	8,374,412.12	6,388.40	143,890,110.55
Other Permanent Improvements	7,474,950.51	176,326.15	328,555.19	2,228.08-	7,977,603.77
Equipment	45,791,926.78	4,528,318.96	371,693.06	677,021.39-	50,014,917.41
Specimens and Collections	2,114,380.79	91,963.80	696.60	13,712.14	2,220,753.33
Library and Reference Books	10,766,204.15	814,616.50		321,321.87-	11,259,498.78
Livestock	364,782.91	40,467.59		46,984.11-	358,266.39
Total	\$213,631,933.44	\$6,136,025.89	\$9,820,948.11	\$1,027,454.91-	\$228,561,452.53

SUMMARY OF INVENTORY OF LAND
July 1, 1964 to June 30, 1965

SCHEDULE F-1

	Acres	Book Value July 1, 1964	Additions 1964-65	Adjustments 1964-65	Book Value June 30, 1965
Instruction and Research:					
Minneapolis Campus	259.188	\$10,292,592.86	\$582,994.22	\$	\$10,875,587.08
St. Paul Campus (1)	704.600	794,755.89	922.21		795,678.10
U of M - Duluth	202.813	79,855.79	4,546.75		84,402.54
U of M - Morris	1,244.990	62,517.80	29,999.00		92,516.80
Univ. Airport Site	330.760	16,800.00			16,800.00
Cedar Creek Natural History Area	4,114.900	148,796.61	320.25		149,116.86
Schools and Experiment Stations:					
Crookston	1,277.870	146,715.97	87,864.56		234,580.53
Grand Rapids	564.900	34,095.00	150.00		34,245.00
Excelsior	403.060	39,235.52	17,263.75		56,499.27
Maple Plain634	6,048.01			6,048.01
Waseca	599.101	81,974.94			81,974.94
Lamberton	240.000	45,102.50			45,102.50
Duluth	282.740	41,739.97			41,739.97
Cloquet	3,702.090	69,258.89			69,258.89
Rosemount	8,011.420	92,388.04			92,388.04
Potato Research Farm	50.200	2,997.79			2,997.79
Total Instruction and Research	21,989.266	\$11,954,875.58	\$724,060.74		\$12,678,936.32
Other Lands:					
Federal Land Grant		\$ 70,495.25	\$	\$	\$ 70,495.25
Salt Springs Land		28,778.00			28,778.00
Intercampus Right of Way		2,952.07			2,952.07
Earle Brown Farm			59,140.66		59,140.66
Total Other Lands		\$ 102,225.32	\$ 59,140.66		\$ 161,365.98
Total Instruction, Research and Other Lands		\$12,057,100.90	\$783,201.40	\$	\$12,840,302.30
Land and Buildings in Trust:					
(Included in Assets of Endowment Funds and Plant Funds): (2)					
Minnesota Hospital and Home for Crippled Children					\$ 25,000.00
Ludden Real Estate Fund					1,800.00
Pioneer Fund					155.00
Merriam Trust Fund					200,000.00
Rishmiller Fund					3,740.00
Minnesota Academy of Science					1.00
Minnesota Horticulture Society					35,000.00
Charles H. Smith Trust Fund					2,000.00
Earle Brown Farm					1.00
E. A. Everett Estate					15,000.00
Marshall and Margaret Alworth Endowment					220,000.00
Total Land and Buildings in Trust					\$ 502,697.00

(1) Includes University Grove and University Field.
(2) Depreciation on buildings not deducted.

SUMMARY OF ASSETS – BUILDINGS

July 1, 1964 to June 30, 1965

SCHEDULE F-2

Location	Value July 1, 1964	Additions 1964-65	Adjustments 1964-65	Value June 30, 1965
Minneapolis Campus	\$ 85,142,712.42	\$ 5,802,082.68	\$ 43,560.69	\$ 90,988,355.79
Minneapolis Campus – West Bank	6,280,483.49	298,154.18	25,851.23–	6,552,786.44
Off Campus	804,029.16	44,648.03	195.00	848,872.19
St. Paul Campus	21,940,095.18	444,017.33	24,772.00–	22,359,340.51
University of Minnesota – Duluth	12,077,650.22	1,725,242.59		13,802,892.81
University of Minnesota – Morris	1,774,722.42	194,256.20		1,968,978.62
Schools and Experiment Stations:				
Crookston	1,758,480.94	24,613.80	9,565.00	1,792,659.74
Duluth	215,479.44	.40		215,479.84
Grand Rapids	516,531.38	276.88		516,808.26
Itasca Park	128,987.06	7,574.00	2,832.00	139,393.06
Morris	280,861.85	7,649.49	11,050.00	299,561.34
Waseca	2,511,093.70	258,945.93	1,200.00	2,771,239.63
Excelsior Arboretum	44,975.43	49.10	3,500.00	48,524.53
Excelsior Fruit Breeding Farm	94,871.95	1,908.46		96,780.41
Cloquet	102,750.77	671.70		103,422.47
Lamberton	36,074.76	2,247.30	150.00–	38,172.06
Rosemount Research Center	777,245.09	293.86	15,429.98–	762,108.97
Rosemount Agricultural Experiment Station	575,542.14	8,502.82	688.92	584,733.88
Total Buildings	\$135,062,587.40	\$ 8,821,134.75	\$ 6,388.40	\$143,890,110.55

SUMMARY OF ASSETS – OTHER PERMANENT IMPROVEMENTS

July 1, 1964 to June 30, 1965

SCHEDULE F-3

Location	Value July 1, 1964	Additions 1964-65	Adjustments 1964-65	Value June 30, 1965
Minneapolis Campus	\$ 2,357,977.44	\$ 137,114.62	\$ 23,081.94–	\$ 2,472,010.12
Minneapolis Campus – West Bank	400,511.67	105,375.75		505,887.42
St. Paul Campus	1,636,632.68	162,117.25	13,344.45	1,812,094.38
University of Minnesota – Duluth	1,074,662.90	23,327.48		1,097,990.38
University of Minnesota – Morris	161.19	11,101.66		11,262.85
Rosemount Research Center	117,077.29	23.38		117,100.67
Agricultural Experiment Stations	653,175.69	21,543.68	5,415.57	680,134.94
Miscellaneous:				
Campus Survey	106,927.97	1,279.34		108,207.31
West Campus Survey	33,747.14			33,747.14
Dorr Fountain	2,500.00			2,500.00
Fence and Wall Around Athletic Field	900.00	3,173.90		4,073.90
Old Home Memorial, St. Paul Campus	3,400.00			3,400.00
Pillsbury Statue	15,000.00			15,000.00
Greycelon DuLuht Statue	172.67	3,873.98		4,046.65
Plaque of the Old Main	665.51			665.51
Soldiers Monument	7,000.00			7,000.00
Drill Core	43.29			43.29
James Ford Bell Fountain	4,202.62			4,202.62
Footbridges over Washington Ave. S.E.	13,645.08			13,645.08
Footbridges over Great Northern Tract to Athletic Field	48,525.28			48,525.28
Gas Tank at University Airport	2,070.10			2,070.10
Grounds at University Airport	7,467.36	5,285.61		12,752.97
Grounds at University Village	276,751.70	324.65		277,076.35
Grounds at University Grove	27,421.84	2,479.42–		24,942.42
Cedar Creek Natural History Area	7,444.91	8,326.19		15,771.10
Cedar Creek Radar Towers	6,411.92	719.31		7,131.23
Earl Brown Estate	35.00			35.00
Parking Lots – Minneapolis Campus	575,360.23	15,072.31	2,093.84	592,526.38
Parking Lots – West Bank	72,283.59	6,680.70		78,964.29
Parking Lots – St. Paul Campus	5,497.10			5,497.10
Grounds at All University Camp Projects	1,192.99			1,192.99
Arboretum at Excelsior	14,581.58	1,704.15		16,285.73
Other	1,503.77	316.80		1,820.57
Total	\$ 7,474,950.51	\$ 504,881.34	\$ 2,228.08–	\$ 7,977,603.77

SUMMARY OF ASSETS – EQUIPMENT

July 1, 1964 to June 30, 1965

SCHEDULE F-4

College or Activity	Value July 1, 1964	Additions 1964-65	Transfers and Adjustments	Value June 30, 1965
General Administration	\$ 766,650.26	\$ 68,557.54	\$ 101,396.27-	\$ 733,811.53
General Expense	1,210,810.24	235,919.08	17,736.38	1,464,465.70
Instruction and Departmental Research:				
College of Liberal Arts	1,109,297.09	136,161.51	6,575.79-	1,238,882.81
Institute of Technology	3,148,617.28	138,584.46	295,036.98	3,582,238.72
Institute of Agriculture	1,533,012.57	90,062.71	46,648.75	1,669,724.03
College of Medical Sciences	1,469,646.13	109,397.06	101,643.88	1,680,687.07
College of Veterinary Medicine	511,236.60	3,654.36	4,747.83-	510,143.13
School of Dentistry	620,251.23	98,876.23	27,604.52-	691,522.94
Law School	93,280.97	1,711.60	793.88	95,786.45
College of Pharmacy	161,458.21	2,588.81	6,208.69	170,255.71
College of Education	260,331.69	30,454.70	124,679.48	415,465.87
Summer Session	28,755.28	1,616.55	57.66-	30,314.17
Graduate School	71,267.04	4,915.38	459.73	76,642.15
School of Business Administration	146,281.60	10,014.60	2,406.33-	153,889.87
University of Minnesota – Morris	110,916.67	21,987.20	3,057.79	135,961.66
University College	237.79	481.95	69.25	788.99
General College	64,265.17	8,485.74	527.61	73,278.52
University of Minnesota – Duluth	897,631.83	90,640.52	17,010.34	1,005,282.69
Military Departments	15,682.91	442.20	365.00-	15,760.11
Unassigned Departments	123,561.90	483.29	124,045.19-	— 0 —
Hospitals	3,171,387.47	340,561.40	28,084.10-	3,483,864.77
Organized Activities Relating To Instructional Departments	251,916.87	8,801.04	5,680.30-	255,037.61
Extension and Public Service	1,216,251.26	202,635.89	170,415.27	1,589,302.42
Libraries	581,134.84	67,955.72	118,390.93	767,481.49
Budgeted Research – Experiment Stations	2,086,242.94	243,888.07	50,452.18-	2,279,678.83
Other Budgeted Research	1,770,348.26	116,688.96	156,311.92-	1,730,725.30
Plant Services:				
Minneapolis	1,168,221.35	119,986.50	143,478.15-	1,144,729.70
St. Paul	284,799.42	21,967.92	4,182.19-	302,585.15
Duluth	154,709.88	3,988.55	706.81	159,405.24
Morris	6,195.22	9,006.32	428.00	15,629.54
Rosemount	191,220.76	26,433.60	10,965.94-	206,688.42
Other	120,983.15	2,061.50	26,545.59-	96,499.06
Auxiliary Services:				
Minneapolis				
Dormitories and Dining Halls	1,679,743.94	33,097.20	10,216.97-	1,702,624.17
Student Services	1,397,779.87	82,163.41	2,947.44-	1,476,995.84
General Services	2,589,788.02	229,975.00	58,411.33-	2,761,351.69
Intercollegiate Athletics	118,755.28	1,550.33	117.58-	120,188.03
Other Auxiliary Services	29,755.71	— 0 —	1,941.74-	27,813.97
St. Paul				
Dormitories and Dining Halls	457,445.98	16,493.15	12,981.08-	460,958.05
Student Services	174,109.27	243.00	261.00-	174,091.27
General Services	83,947.76	9,518.72	2,455.65-	91,010.83
Other Auxiliary Services	551.00	— 0 —	— 0 —	551.00
Duluth				
Dormitories and Dining Halls	126,990.96	1,571.70	632.34-	127,930.32
Student Services	170,808.82	69,820.88	1,193.00-	239,436.70
General Services	11,369.46	76.50	— 0 —	11,445.96
Athletics	7,288.11	413.95	— 0 —	7,702.06
Morris	88,174.45	4,734.47	1.00	92,909.92
Crookston	77,730.28	3,364.19	850.00	81,944.47
Grand Rapids	16,095.76	208.50	— 0 —	16,304.26
Waseca	105,072.17	327.30	— 0 —	105,399.47
Hormel Institute	4,574.79	3,297.59	444.60-	7,427.78
Organized Research:				
College of Liberal Arts	283,058.86	82,765.39	40,912.46-	324,911.79
Institute of Technology	4,056,344.17	471,051.42	488,759.29-	4,038,636.30
Institute of Agriculture	551,578.05	134,474.60	11,696.54-	674,356.11
College of Medical Sciences	4,743,628.85	755,916.10	115,050.21-	5,384,494.74
Veterinary Medicine	232,435.37	23,810.93	12,486.82-	243,759.48
Dentistry	17,965.83	58,460.91	174.97-	76,251.77
Law School	627.36	— 0 —	— 0 —	627.36
College of Pharmacy	21,818.59	4,197.91	5,948.18-	20,068.32
College of Education	23,372.96	4,204.90	368.50-	27,209.36
Graduate School	508,217.85	216,027.64	45,652.45-	678,593.04
School of Business Administration	4.10	640.00	— 0 —	644.10
University of Minnesota – Duluth	48,625.49	24,447.92	1,241.79-	71,831.62
Dean of Students	— 0 —	3,504.45	2.00	3,506.45

SUMMARY OF ASSETS – EQUIPMENT
July 1, 1964 to June 30, 1965

SCHEDULE F-4

College or Activity	Value July 1, 1964	Additions 1964-65	Transfers and Adjustments	Value June 30, 1965
Health Service	\$ 9,183.36	\$ — 0 —	\$ 742.96—	\$ 8,440.40
Mortuary Science	49.50	— 0 —	— 0 —	49.50
Museum of Natural History	50,526.75	5,430.32—	271.26	45,367.69
University of Minnesota — Morris	— 0 —	823.86	1,151.12	1,974.98
Research — Other	1,520,983.43	— 0 —	211,422.46	1,732,405.89
Gifts and Grants — Student Aid	158,652.77	36,475.72	308.81—	194,819.68
Gifts and Grants — Other Purposes	2,588,057.51	400,117.32	154,442.17—	2,833,732.66
Plant Funds	490,210.47	12,656.42	132,246.16—	370,620.73
Totals	\$45,791,926.78	\$ 4,900,012.02	\$ 677,021.39—	\$50,014,917.41

SUMMARY OF ASSETS – MUSEUMS AND COLLECTIONS
July 1, 1964 to June 30, 1965

SCHEDULE F-5

Department	Value July 1, 1964	Purchases	Gifts	Collections	Transfers and Adjustments	Value June 30, 1965
Museum of Natural History	\$ 205,461.58	\$ —	\$ 1,709.00	\$ 3,662.75	\$ —	\$ 210,833.33
University Gallery	383,796.28	625.83	22,003.95		50,078.27—	356,347.79
Anthropology	20,793.17	102.00	1,403.00	4.00		22,302.17
Botany	312,746.00	13.44	271.00	1,668.00		314,698.44
Art	55,322.96	709.86		2,178.00	15.44	58,226.26
Geography	204.44	20.00			79.44—	145.00
Geology and Geophysics	56,770.46	24.00				56,794.46
Zoology	7,599.72					7,599.72
Chemistry	272.06	6.00			6.00—	272.06
Mineral and Metallurgical Engineering ...	4,176.27					4,176.27
Agricultural Biochemistry	725.00				450.00—	275.00
Entomology and Economic Zoology	100,732.51			4,120.00		104,852.51
Plant Pathology and Physiology	87,377.90					87,377.90
Agricultural Extension	33,294.62	1,132.70	2,517.00		323.49	37,267.81
Pharmacy	3,533.63		255.00			3,788.63
Audio Visual Extension Service	758,073.45	73,051.69			4,463.09—	826,662.05
Audio Visual Education Service	72,539.16	4,494.22			1,179.07	78,212.45
Vance Memorial Fund	1,550.00					1,550.00
Sub-totals	\$2,104,969.21	\$ 80,179.74	\$ 28,158.95	\$ 11,632.75	\$ 53,558.80—	\$2,171,381.85
Other Departments						
Minneapolis Campus	492.70	11,187.95			11,287.95—	392.70
St. Paul Campus	259.75	611.31			513.69	1,384.75
Duluth	7,550.32	321.40			38,253.50	46,125.22
U of M — Morris	933.01	360.00				1,293.01
Cloquet	18.50					18.50
Crookston	61.78					61.78
Waseca	95.52					95.52
Totals	\$2,114,380.79	\$ 92,660.40	\$ 28,158.95	\$ 11,632.75	\$ 26,079.56—	\$2,220,753.33

SUMMARY OF ASSETS – LIBRARY AND REFERENCE BOOKS

July 1, 1964 to June 30, 1965

SCHEDULE F-6

Department or Campus	Value	Additions		Transfers & Adjustments	Value	Number of Volumes
	July 1, 1964	Purchases	Gifts		June 30, 1965	
Minneapolis Campus:						
Walter Library	\$ 7,002,595.81	\$444,021.76	\$ 16,072.00	\$232,380.02-	\$ 7,230,309.55	1,740,026
Law School	2,689,364.00	61,166.33	9,627.50	35,469.17	2,795,627.00	287,052
University High School	28,353.00	5,950.71	300.00	3,010.71-	31,593.00	10,315
Library – St. Paul Campus	483,549.12	50,106.26	1,206.00	27,067.06-	507,794.32	112,067
University of Minnesota – Duluth	462,754.27	61,996.49	2,673.00	13,502.46	540,926.22	99,344
University of Minnesota – Morris and Experiment Station	73,738.84	48,905.42	963.00	2,949.74	126,557.00	22,958
Schools and Experiment Stations:						
Crookston	11,727.84	2,579.86	- 0 -	2,446.16-	11,861.54	5,485
Grand Rapids	3,698.27	217.17	30.00	86.29-	3,859.15	2,063
Waseca	10,423.00	1,423.04		875.04-	10,971.00	3,539
Miscellaneous – Minneapolis Campus		132,014.84		132,014.84-		
Miscellaneous – St. Paul Campus		6,234.62		6,234.62-		
Total	\$10,766,204.15	\$814,616.50	\$ 30,871.50	\$352,193.37-	\$11,259,498.78	2,282,849

SUMMARY OF ASSETS – LIVESTOCK

July 1, 1964 to June 30, 1965

SCHEDULE F-7

Department or Station	Value	Purchases	Sales	Adjustments	Value
	July 1, 1964				June 30, 1965
Animal Husbandry	\$ 68,046.47	\$ 7,517.09	\$ 76,789.95	\$ 56,070.22	\$ 54,843.83
Dairy Husbandry	60,228.20	6,584.92	18,643.09	13,111.97	61,282.00
Poultry Husbandry	9,162.80			79.00-	9,083.80
College of Veterinary Medicine	11,570.00	10,077.07	7,900.43	3,904.05-	9,842.59
Crookston	18,863.92	1,414.93	26,298.05	23,743.37	17,724.17
Morris	57,883.00	4,772.40	43,103.06	44,866.66	64,419.00
Grand Rapids	26,986.00	930.00	31,082.11	30,809.11	27,643.00
Duluth	30,555.00	425.00	16,867.61	10,022.61	24,135.00
Waseca	23,075.52	5,705.52	56,666.45	60,497.91	32,612.50
Rosemount	58,412.00	3,165.50	83,495.12	78,598.12	56,680.50
Miscellaneous		124.84-	988.05	1,112.89	
Total	\$ 364,782.91	\$ 40,467.59	\$ 361,833.92	\$ 314,849.81	\$ 358,266.39

STATEMENT OF AGENCY FUNDS
July 1, 1964 to June 30, 1965

EXHIBIT G

	8500	8579	8775	8793	
	E. A. Van Steenwyk Memorial Fund	James F. Bell Book Trust	General Deposit Account- Agency	Student Organizations Group Investment Trust Fund	Total Agency Funds
Balance July 1, 1964	\$ 36,892.40	\$ 10,475.00	\$ 708.30	\$133,159.07	\$181,234.77
Additions:					
Principal	2,428.33			12,409.52	14,837.85
Earnings	775.00			5,693.73	6,468.73
Total	<u>\$ 40,095.73</u>	<u>\$ 10,475.00</u>	<u>\$ 708.30</u>	<u>\$151,262.32</u>	<u>\$202,541.35</u>
Deductions:					
Principal	\$ 40,095.73			\$ 5,700.00	\$ 45,795.73
Earnings				5,690.36	5,690.36
Total	<u>\$ 40,095.73</u>			<u>\$ 11,390.36</u>	<u>\$ 51,486.09</u>
Balance June 30, 1965	<u>\$ - 0 -</u>	<u>\$ 10,475.00</u>	<u>\$ 708.30</u>	<u>\$139,871.96</u>	<u>\$151,055.26</u>
Assets:					
Cash			\$ 708.30	\$ 798.59	\$ 1,506.89
Investments		\$ 10,475.00 (1)		139,073.37	149,548.37
Total		<u>\$ 10,475.00</u>	<u>\$ 708.30</u>	<u>\$139,871.96</u>	<u>\$151,055.26</u>

(1) Value of Book Collection

CASH AND BANK RECONCILEMENT

June 30, 1965

EXHIBIT H

	General Account Northwestern Bank	Payroll Account First National Bank	Miscellaneous Accounts*	Total
Balances, Per Bank June 30, 1965	\$ 4,795,376.88	\$ 3,134,926.57	\$ 709,988.82	\$ 8,640,292.27
Less Outstanding Checks	1,884,105.77	2,134,926.57		4,019,032.34
 Treasurers Office Bank Balance	 \$ 2,911,271.11	 \$ 1,000,000.00	 \$ 709,988.82	 \$ 4,621,259.93
 Add Items in Transit				
Cash on Hand and in Transit			\$ 338,968.84	
Debit Items not charged on University Records until July:				
Returned Items per Bank		\$ 2,435.46		
Direct Debit Cash CRV nos. 20725-26		88.07	2,523.53	
				341,492.37
				\$ 4,962,752.30
 Less June 30, Mechanics-Miscellaneous Payroll in Transit				936,858.00
 Cash Balances, Per University Records June 30, 1965				 \$ 4,025,894.30
 *Miscellaneous Accounts consisting of the following:				
Midland National Bank (Navy Pool Account)			\$ 59,988.82	
First National Bank, Mpls., St. Anthony Falls Office			100,000.00	
University National Bank, Mpls.			200,000.00	
First National Bank, St. Paul			200,000.00	
First American National Bank, Duluth			50,000.00	
Northern City National Bank, Duluth			75,000.00	
First National Bank, Austin			25,000.00	
 Total Miscellaneous Accounts			 \$ 709,988.82	
 Cash Balances, Per University Records, June 30, 1965 (See Balance Sheet, Schedule A)				
Current Funds				
General Maintenance and Operations Fund			\$ 7,893,673.90	
Federal Funds			256,576.66	
Special State Funds			969,966.37	
University Services Funds			3,157,241.84	
Other Current Funds			10,437,001.76	
				\$22,714,460.53
Plant Funds				
General Maintenance and Operations Fund			\$ 1,280,542.61	
Federal Funds			305,664.25	
Special State Funds			5,830,225.26	
University Services Funds			8,863,939.84	
Other Plant Funds			1,699,189.78	
				17,368,233.24
Loan Funds				860,368.41
Endowment Funds				1,286,542.64
Agency Funds				1,506.89
 Total Cash and Investments				\$42,231,111.71
Less Temporary Investments				38,205,217.41
 Cash Balances, per University Records, June 30, 1965				 \$ 4,025,894.30

NOTES AND BONDS PAYABLE – OUTSTANDING
June 30, 1965

EXHIBIT I

	Rate	Interest Paid 1964-65	Original Principal	Principal Paid 1964-65	Principal Paid To Date	Principal Outstanding June 30, 1965
PLANT FUNDS						
Parking Facilities	2 3/8%	\$ 3,315.21	\$ 600,000.00	\$ 48,343.98	\$ 500,699.07	\$ 99,300.93
Notes dated October 1, 1956. Quarterly payments totaling \$16,896.00 (annual \$67,584.00) includes principal and interest. Payments quarterly over a 10-year period. Payment dates: January 1, April 1, July 1, and October 1.						
Campus Club – Improvements	2 1/2%	3,875.37	250,000.00	16,162.59	105,118.15	144,881.85
Notes dated June 2, 1958. Quarterly payments totaling \$5,009.49 (annual \$20,037.96) includes principal and interest. Payments quarterly over a 10-year period with a balloon payment of \$93,905.46 on June 2, 1968. Payment dates: March 2, June 2, September 2, and December 2.						
St. Paul Campus Union Building	2 1/2%	6,520.80	399,999.99	25,539.96	155,178.54	244,821.45
Notes dated December 30, 1958. Quarterly payments totaling \$8,015.19 (annual \$32,060.76) includes principal and interest. Payments quarterly over a 10-year period with a balloon payment of \$158,263.71 on December 30, 1968. Payment dates: March 30, June 30, September 30, and December 30.						
Health Service Addition	2 7/8%	8,608.32	540,000.00	35,840.76	263,058.51	276,941.49
Notes dated September 30, 1959. Quarterly payment of principal and interest totaling \$11,112.27. Payment dates: June 30, September 30, December 31, and March 31.						
Minneapolis Dormitory Revenue Bonds of 1956	2 3/4%	75,968.75	3,029,000.00	55,000.00	294,000.00	2,735,000.00
Bonds dated September 1, 1956 (registered). Due: Annual installments 1959-1996. Bond Holder: United States of America Housing and Home Finance Administration. Type: Callable, all or portion, on any interest date without premium while held by this agency. Interest Payment Dates: March 1, and September 1. Principal payment date: September 1.						
St. Paul Apartment and Dormitory Revenue Bonds of 1956	2 3/4%	49,706.25	1,985,000.00	35,000.00	195,000.00	1,790,000.00
Bonds dated September 1, 1956 (registered). Due: Annual installments 1959-1996. Bond Holder: United States of America Housing and Home Finance Administration. Type: Callable, all or portion, on any interest date without premium while held by this agency. Interest payment dates: March 1, and September 1. Principal payment date: September 1.						
St. Paul Apartment and Minneapolis Dormitory Revenue Bonds of 1957	2 7/8%	74,821.83	2,803,000.00	45,000.00	223,000.00	2,580,000.00
Bonds dated October 1, 1957 (registered). Due: Annual installments 1960-1997. Bond Holder: United States of America Housing and Home Finance Administration. Type: Callable, all or portion, on any interest date without premium while held by this agency. Interest payment dates: April 1 and October 1. Principal payment date: October 1.						

NOTES AND BONDS PAYABLE – OUTSTANDING

June 30, 1965

EXHIBIT I

	Rate	Interest Paid 1964-65	Original Principal	Principal Paid 1964-65	Principal Paid To Date	Principal Outstanding June 30, 1965
Duluth Dormitory Bonds of 1958 (Series A)	2 7/8%	\$ 3,536.25	\$ 131,000.00	\$ 2,000.00	\$ 10,000.00	\$ 121,000.00
Bonds dated January 1, 1958 (registered). Due: Annual installments 1961-1998. Bond Holder: United States of America Housing and Home Finance Administration. Type: Callable, all or portions on any interest date without premium while held by this agency. Interest payment date: January 1.						
Duluth Dormitory Bonds of 1958 (Series B)	2 3/4%	5,527.50	214,000.00	4,000.00	17,000.00	197,000.00
Bonds dated January 1, 1958 (registered). Due: Annual installments 1961-1998. Bond Holder: United States of America Housing and Home Finance Administration. Type: Callable, all or any portion, on any interest date without premium while held by this agency. Interest payment dates: January 1 and July 1. Principal payment date: January 1.						
Parking Lots Loan	2 3/4%	5,121.48	259,998.00	24,705.60	89,256.24	170,741.76
Notes dated October 2, 1961. Quarterly payments of \$7,456.77 (annual \$29,827.08) includes principal and interest. Payments quarterly over a 10-year period. Payment dates: December 31, March 31, June 30, and September 30.						
Campus Club Improvements (Air Conditioning)	2 3/4%	1,153.20	49,998.00	2,925.84	9,899.07	40,098.93
Notes dated November 2, 1961. Quarterly payments of \$1,019.76 (annual \$4,079.04) including principal and interest. Payments quarterly over a 10-year period. Payment dates: February 2, May 2, August 2, and November 2.						
St. Paul Apartment Revenue Bonds of 1961	3 1/2%	38,675.00	1,105,000.00			1,105,000.00
Bonds dated April 1, 1961 (registered). Due: Annual installments 1972-2001. Bond Holder: United States of America Housing and Home Finance Administration. Type: Callable all or portion on any interest date without premium while held by this agency. Interest payment dates: October 1 and April 1. Principal payment date: April 1.						
St. Paul Apartment Revenue Bonds of 1961	2.85%	3,705.00	145,000.00	15,000.00	30,000.00	115,000.00
Bonds dated April 1, 1961 (coupon). Due: Annual installments 1963-1971. Bond Holder: First National Bank of Minneapolis. Type: Negotiable, serial, coupon bonds payable to bearer. Interest payment dates: April 1 and October 1. Principal payment date: April 1.						
1620 Computer	4 1/2%	1,244.44	38,911.89	11,063.60	17,291.74	21,620.15
Note dated November 7, 1963 with International Business Machines Corporation. Monthly payments of \$1,025.67 for 41 months starting December 7, 1963.						
Medical Student Center	2 3/4%	962.40	34,998.00			34,998.00
Notes dated January 31, 1964 to be repaid in eight annual installments beginning September 1, 1965.						

NOTES AND BONDS PAYABLE – OUTSTANDING
June 30, 1965

EXHIBIT I

	Rate	Interest Paid 1964-65	Original Principal	Principal Paid 1964-65	Principal Paid To Date	Principal Outstanding June 30, 1965
Tweed Art Gallery	2 1/2%	\$	\$ 70,000.00	\$ 5,000.00	\$ 5,000.00	\$ 65,000.00
Notes dated December 16, 1963 with Mrs. Alice Tweed Touhy to be repaid in eight annual installments, 2 @ \$5,000.00 and 6 @ \$10,000.00.						
Northrup Air Conditioning	2 3/4%	1,031.25	150,000.00			150,000.00
Notes dated January 31, 1964 to be repaid in eight annual installments beginning September 1, 1965.						
1964 Parking Ramp Loan	2 7/8%	45,033.12	3,150,000.00			3,150,000.00
Notes dated November 2, 1964. Interest payable quarterly. Annual payments of \$210,000.00 on principal beginning November 1, 1965 with a final balloon payment of \$1,260,000.00 due on November 1, 1974.						
Variety Club Heart Hospital Addition	2 3/4%	7,778.25	315,000.00			315,000.00
Notes dated July 8, 1964. Interest payable quarterly. Ten annual payments of \$31,500.00 on principal beginning September 1, 1965.						
Morris Dormitory Revenue Bonds of 1964	3 5/8%		480,000.00			480,000.00
Bonds dated April 1, 1964. Due: Annual installments 1967-2004. Bond Holder: United States of America Housing and Home Finance Administration. Interest payment dates: October 1, and April 1. Principal payment date: April 1.						
Duluth Dormitory Revenue Bonds of 1964	3 5/8%		670,000.00			670,000.00
Bonds dated January 1, 1964. Due: Annual installments 1967-2004. Bond Holder: United States of America Housing and Home Finance Administration. Interest payment dates: July 1 and January 1. Principal payment date: January 1.						
Land Purchase at Crookston	5%	2,864.56	55,000.00			55,000.00
Contract for Deed – Henry Borgman. Annual installments to be paid on January 15, 1966 thru 1979.						
Parking Ramp Addition	2 3/4%	6,420.24	259,998.00			259,998.00
Notes dated July 8, 1965. Quarterly interest payments. Principal repaid in ten installments beginning September 1, 1965.						
Purchase of Outdoor Advertising Building	3 1/2%		200,000.00			200,000.00
Note dated August 1, 1964. Maturity date August 1, 1965 with optional plan of \$25,000.00 August 1, 1965 and 1966 with balance on August 1, 1967.						
Total – Plant Funds		<u>\$345,869.22</u>	<u>\$16,935,903.88</u>	<u>\$325,582.33</u>	<u>\$1,914,501.32</u>	<u>\$15,021,402.56</u>

LOAN FUNDS

Metropolitan Bank Student Loan Fund	2 3/4%	\$ 3,196.86	\$ 300,000.00	\$ 45,000.00	\$ 210,000.00	\$ 90,000.00
Note dated October 15, 1959. Interest payable quarterly. Annual principal payments of \$15,000.00 due October 15, 1967 with balloon payment of \$180,000.00 October 15, 1968. Special payments of \$15,000.00 each made July 15, 1964, and April 15, 1965.						

NOTES AND BONDS PAYABLE – OUTSTANDING

June 30, 1965

EXHIBIT I

	Rate	Interest Paid 1964-65	Original Principal	Principal Paid 1964-65	Principal Paid To Date	Principal Outstanding June 30, 1965
Twin City Banks Student Loan Fund I	2 3/4%	\$ 1,539.99	\$ 99,999.00	\$ 17,000.01	\$ 57,000.03	\$ 42,998.97
Notes dated October 16, 1961.						
Interest payable quarterly.						
Annual principal payments of \$5,000.01						
due October 15, 1962 to October 15,						
1970, with balance of \$54,998.91 due						
October 15, 1971.						
Prepayment privileges in multiples of						
\$2,000 on each interest date.						
Twin City Banks Student Loan Fund II	2 5/8%	1,798.11	99,999.00	23,000.01	46,000.02	53,998.98
Notes dated October 15, 1962.						
Interest payable quarterly.						
Annual principal payments of \$4,999.95						
due October 15, 1963 to October 15,						
1971 with balance of \$54,999.45 due						
October 15, 1972.						
Prepayment privileges in multiples of						
\$2,000 on each interest date.						
Total – Loan Funds		\$ 6,534.96	\$ 499,998.00	\$ 85,000.02	\$ 313,000.05	\$ 186,997.95
Grand Total		<u>\$352,404.18</u>	<u>\$17,435,901.88</u>	<u>\$410,582.35</u>	<u>\$2,227,501.37</u>	<u>\$15,208,400.51</u>