


1011



# UNIVERSITY OF MINNESOTA

**FINANCIAL REPORT • JUNE 30, 1961**



***Founded in the faith that men are ennobled by understanding,  
Dedicated to the advancement of learning and the search for truth,  
Devoted to the instruction of youth and the welfare of the state.***

UNIVERSITY OF MINNESOTA

**FINANCIAL REPORT**

for the  
**Year ended June 30, 1961**

**LAURENCE R. LUNDEN**  
**Vice President, Business Administration**



**PUBLISHED BY THE UNIVERSITY OF MINNESOTA**  
**MINNEAPOLIS, MINNESOTA**  
**March, 1962**

## THE BOARD OF REGENTS

	<i>Date of First Appointment</i>	<i>Date Term Expires</i>
James F. Bell, Minneapolis	1939	*
Daniel C. Gainey, Owatonna	1939	1967
Richard L. Griggs, Duluth	1939	1963
Bjarne E. Grottum, Jackson	1961	1967
Robert E. Hess, White Bear Lake	1959	1967
Marjorie J. Howard, Excelsior	1953	1965
A. I. Johnson, Benson	1959	1965
L. A. Malkerson, Minneapolis	1951	1965
Charles W. Mayo, Rochester	1951	1965
A. J. Olson, Renville	1929	1967
Ray J. Quinlivan, St. Cloud	1935	1963
Otto A. Silha, Edina	1961	1963
Herman F. Skyberg, Fisher	1949	1967

\* Deceased May 7, 1961

### OFFICERS OF THE BOARD

O. Meredith Wilson	President
Ray J. Quinlivan	First Vice President
Charles W. Mayo	Second Vice President
Laurence R. Lunden	Secretary
Clinton T. Johnson	Treasurer
Sterling B. Garrison	Assistant Secretary



### BUSINESS ADMINISTRATION

Laurence R. Lunden	Vice President
Clinton T. Johnson	Assistant Vice President
Roy V. Lund	Assistant Vice President and Director of Plant Services
Sterling B. Garrison	Assistant to the Vice President
Clifford S. Plank	Controller
Alfred H. Cheese	Chief Accountant
Hedwin C. Anderson	Director of Civil Service Personnel
Ray F. Archer	Director of Insurance and Retirement
C. Luverne Carlson	Director of University Services
Clarence A. Smith	Purchasing Agent
Harold D. Smith	Director of Bookstores

## TABLE OF CONTENTS

Letter of Transmittal .....	vi
The Year in Review .....	vii
Sources of Funds .....	x
Uses of Funds .....	xi
Services to the State .....	xii
Research .....	xiv
Services to Students .....	xvi
Student Aid .....	xvii
University Hospitals .....	xviii
Building Programs .....	xix
Endowment .....	xx
Index of Schedules .....	1
Exhibits and Schedules .....	2-74

UNIVERSITY OF *Minnesota*

---

BUSINESS ADMINISTRATION  
OFFICE OF THE VICE PRESIDENT • MINNEAPOLIS 14

Dr. O. Meredith Wilson  
President  
University of Minnesota

Dear Mr. Wilson:

I am pleased to submit herewith the "Financial Report" of the University of Minnesota for the year ending June 30, 1961.

The records and accounts of the University from which this Report is made and with which it is reconciled are maintained in accordance with the general principles recommended in College and University Business Administration.

The accounts of the University are audited on a regular basis by the Public Examiner of the State of Minnesota whose report is transmitted to the Regents, the administration, and to appropriate state officials.

Respectfully submitted,

*Laurene R. Lunden*  
Vice President

L. R. Lunden:db

**THE  
YEAR  
IN  
REVIEW**

**D**URING the year ended June 30, 1961, the University of Minnesota served an increasing number of undergraduate and graduate students. In its primary role as a State University its doors are open to all qualified high school graduates of the state. Its undergraduate instructional program is directed to meet the needs of these students.

The opening of the Morris Campus with a freshman class of 238 made it possible to offer undergraduate instruction in this West Central facility for the first time. This new venture together with the already established and growing campuses in Minneapolis, St. Paul, and Duluth provided maximum opportunities throughout the state to meet the ever increasing needs of our high school graduates.

Every county of the state is represented in the 1960 enrollment of 28,277. The following chart demonstrates the emphasis and importance that the University places on serving the resident students.

	<i>Resident</i>	<i>%</i>	<i>Non Resident</i>	<i>%</i>	<i>Total</i>
<b>Undergraduate</b>	<b>22,546</b>	<b>94</b>	<b>1,428</b>	<b>6</b>	<b>23,974</b>
<b>Graduate</b>	<b>2,062</b>	<b>48</b>	<b>2,241</b>	<b>52</b>	<b>4,303</b>
<b>Total</b>	<b>24,608</b>	<b>87</b>	<b>3,669</b>	<b>13</b>	<b>28,277</b>

The University of Minnesota serves these students by providing strong curriculums in its several colleges. The distribution of the enrollment among the colleges is shown in tabular form based on the registrations for fall quarter 1960.

Science, Literature, and the Arts	8,096
Institute of Technology	3,391
General College	2,429
Education	2,503
Agriculture, Forestry, and Home Economics	1,753
Duluth	2,640
Business Administration	652
Medicine	490
Medical Sciences	344
Law	301
Nursing	313
Morris	238
Dentistry	362
Dental Hygiene	90
Veterinary Medicine	166
Pharmacy	163
University College	43
Graduate School	4,303
<b>Total</b>	<b>28,277</b>

In addition the two-term summer session which was conducted on all campuses had an enrollment of 12,221 students, both resident and nonresident.

The stature of a University and the influence that it has on the minds of youth and the state it serves depends on the excellence of its teaching or academic staff.



An analysis of expenditure by object shows that 60.9 per cent of all current expenditures was for salaries. The total salaries paid to the academic staff for all activities and functions and from all funds were \$28,988,408.00 which compensated the equivalent of 3,988 full-time academic staff members.

To assist the academic staff and students in order that they may use their time most effectively, the University of Minnesota has a strong Civil Service staff who function in hundreds of individual job classifications. Specifications and salary ranges of the various classes are closely coordinated with the State Civil Service so that comparability of like tasks is maintained.

The chart distributes by broad general categories the various jobs of these supporting staff members.

	<b>Amount</b>	<b>Equivalent Full Time</b>	<b>Average Salary</b>
Clerical, Administrative, and Fiscal	\$6,875,764	1,808	\$3,802
Medical, Dental, and Hospital	4,144,653	957	4,331
Scientific	3,433,015	681	5,040
Engineering and Mechanical	2,968,819	561	5,288
Custodial and Food Service	4,512,041	1,276	3,537
Farm and Forest	705,216	161	4,370
Educational and Recreational	1,093,233	188	5,827
Student Personnel Service	384,971	66	5,855

# SOURCES OF FUNDS

	<i>General University Fund</i>	<i>Restricted Funds</i>	<i>Auxiliary Enterprise Fund</i>
<b>FROM THE STATE</b>			
State Appropriation For the general support of instructional, research, and administrative departments, and maintenance of buildings and grounds.	\$25,368,689.64		
Indigent Patients Cost of indigent patients at the University of Minnesota Hospitals—cost shared by counties.		\$3,424,462.98	
Special Projects and Research Includes Agricultural Extension, Beneficiation of Manganiferous Ores, General Agricultural Research, Medical Research, Psychopathic and Child Psychiatric Hospital Maintenance, Hospital Rehabilitation Center, Livestock Sanitary Board and other programs.		3,334,849.30	
<b>STUDENT FEES</b>	<b>7,921,106.90</b>		
<b>SALES AND SERVICES</b> Includes hospital receipts, dental infirmary, sale of bulletins, agricultural products, and other receipts.	<b>4,932,262.81</b>	<b>4,318,466.45</b>	
<b>AUXILIARY ENTERPRISES</b> Includes income from Dormitories, Dining Halls, Married Student Housing, Printing, Laundry, University Press, Concerts and Lectures, University Theater, and Health Service.			<b>\$15,954,705.17</b>
<b>FEDERAL GOVERNMENT</b> For Instruction, Agricultural Research and Extension.		<b>2,463,951.38</b>	
<b>TRUST FUNDS</b> Gifts, Grants, Income from Endowment and Research Contracts.		<b>22,014,979.66</b>	
<b>INTERCOLLEGIATE ATHLETICS</b>			<b>1,642,152.76</b>
<b>Totals</b>	<b>\$38,222,059.35</b>	<b>\$35,556,709.77</b>	<b>\$17,596,857.93</b>

# USES OF FUNDS


	General University Fund	Restricted Funds	Auxiliary Enterprise Fund
<b>ADMINISTRATION</b>	<b>\$2,236,839.83</b>		
The expenses of the offices of the President, the Vice Presidents, the Dean of Students, the Business Office, Office of Admissions and Records, Office of Civil Service Personnel and other general administrative offices.			
<b>GENERAL UNIVERSITY</b>	4,086,419.87	\$50,827.07	
The expenses of the library, general bulletins and publications, lectures and convocations, the storehouses, truck service, inter-campus bus, employer's share of retirement costs, and other services of an all-University character.			
<b>INSTRUCTION, DEPARTMENTAL RESEARCH, AND OTHER INSTRUCTIONAL RELATED ACTIVITIES</b>	26,027,809.84	14,310,539.74	
The expenses of college instruction and research including Agricultural Schools and Experiment Stations, the University of Minnesota Hospitals, Summer Sessions, Agricultural Extension and General Instruction.			
<b>PHYSICAL PLANT OPERATIONS</b>	4,717,670.07	1,562.98	
The expenses of maintaining and operating the buildings and other improvements—Minneapolis and St. Paul campuses.			
<b>INTERCOLLEGIATE ATHLETICS</b>			\$1,642,214.69
Includes Duluth.			
<b>RESEARCH GRANTS, CONTRACTS AND ENDOWED</b>		14,590,776.23	
<b>AUXILIARY ENTERPRISES</b>			14,355,435.64
Includes expenditures for Dormitories, Dining Halls, Married Student Housing, Printing, Laundry, University Press, Concerts and Lectures, University Theater, Health Service.			
<b>STUDENT AID</b>		1,096,733.39	
Includes Scholarships and Prizes.			
<b>EDUCATIONAL SERVICES</b>		4,039,056.03	
Training Programs, Lectureships, International Programs and other General Educational Programs.			
<b>ANNUITY</b>		1,491.17	
Totals	<u>\$37,068,739.61</u>	<u>\$34,090,986.61</u>	<u>\$15,997,650.33</u>

## SERVICES TO THE STATE

In addition to the programs offered in the regular and summer session on its four campuses, the University also maintains extension centers in downtown Duluth and St. Paul and in Minneapolis, both on the campus and downtown. These centers provide an opportunity for students, particularly those with daytime employment, to take a wide range of courses in evening school for full college credit. These centers are operated as a part of the General Extension Division which also serves students for course credit through the correspondence study program and conducts numerous short courses both in the Center for Continuation Study on the Minneapolis Campus and throughout the state.

### GENERAL EXTENSION DIVISION

Evening Classes	15,101
Correspondence Study	8,740
Center for Continuation Study	9,914
Short Courses	3,138
	<hr/>
Total enrollees	36,893



The University also offers sub-collegiate instruction through its Nursery School, Kindergarten, Elementary and High School on the Minneapolis Campus, the Laboratory School on the Duluth Campus and the Agricultural Schools (with full high school curriculum) at Morris, Crookston, Grand Rapids, and Waseca.

To further serve the State's needs in agriculture, an extensive agricultural short course program is conducted at Crookston, Morris, Grand Rapids, and Waseca as well as on the St. Paul Campus. The total participants in this program for the 1960-61 year were 16,522.

**B**UT the University's service to the state was not limited to the instruction of students in either formal courses for credit or short courses. Throughout the state the County and Home Demonstration Agents of the Agricultural Extension Service carried the latest developments and techniques in agriculture and home economics into each local area and recommended their application as best suited that local need.

To support the services of the County Agents and the Home Demonstration Agents, the University publishes an extensive series of agricultural bulletins. For the convenience of farmers and nursery men, it offers a soil testing service and recommends specific soil improvement programs based on these tests.

The College of Veterinary Medicine, as a part of its teaching program, operates a hospital on the St. Paul Campus for both large and small animals. Additional service is offered through a clinic at Maple Plain, through an ambulatory clinic operating from the St. Paul Campus and Maple Plain. These outlets give the animal owners of the state the benefit of the latest research information developed in the many projects carried on in the College of Veterinary Medicine.

To be sure that its agricultural research is geared to meet the problems of all areas, the University through its Institute of Agriculture carried on an active research program at Duluth, Grand Rapids, Crookston, Morris, Lamberton, and Waseca with intensive work in horticulture being conducted at the Excelsior Fruit Breeding Farm and Arboretum and in forestry at the experiment stations at Cloquet and Itasca.

Through its General Extension Division, the public and private schools throughout the state are offered a broad selection of cultural programs for local presentation. Such schools are also assisted through the Audio-Visual Extension Service that maintains a library of 5,000 films carefully selected to fit present-day instructional programs at all age levels.

In the interest of the cultural development of the student body and the community, the University sponsors a series by the Minneapolis Symphony Orchestra, a varied program of dramatics by its University Theater and Showboat, an appearance of the Metropolitan Opera on its campus and a daily program of news, music, and lectures over its Radio Station KUOM, and the sponsorship of educational television programs.



## RESEARCH

**D**URING the fiscal year 1960-61, there were 1,216 separate research projects involving almost every college and department. The total expenditures for these efforts were \$15,230,176.63. Although a significant part of funds for these projects comes directly from the State through special legislative appropriation, the greatest support is through grants and contracts with the Federal Government and private agencies. It is the continued support by all of these agencies as well as earnings from restricted endowments that allows the University to have a strong research program to undergird and in many instances be an integral part of the teaching program, particularly in the scientific and graduate fields.

It is impossible in limited space to itemize each project, but the breakdown by college or units shows the following:

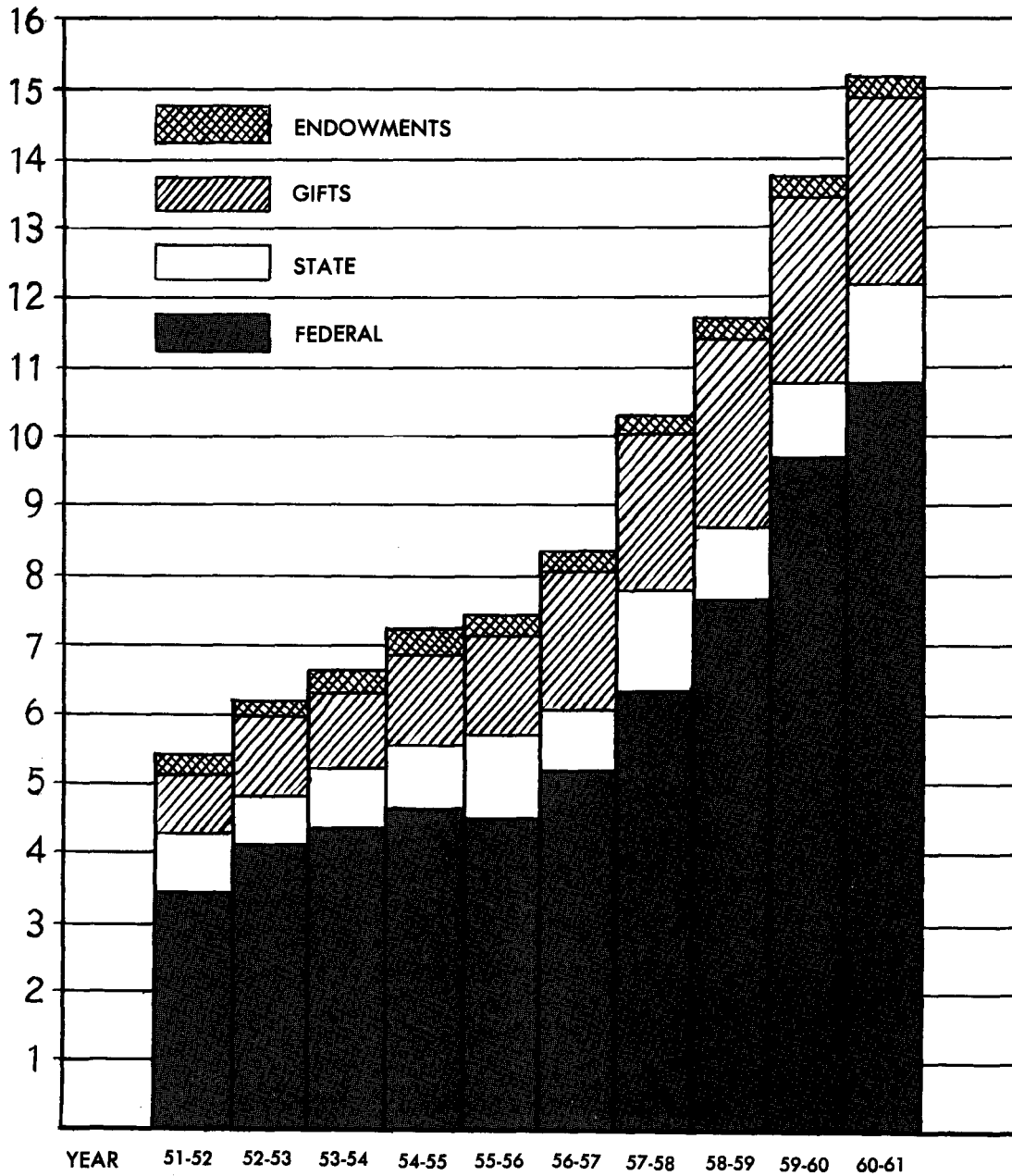
<i>College</i>	<i>No. of Projects</i>	<i>Expenditure</i>
Science, Literature, and the Arts	109	\$ 649,995.38
Institute of Technology	256	4,956,267.46
Institute of Agriculture	154	2,247,868.09
Medical School	526	4,931,050.78
Veterinary Medicine	41	520,755.89
Dentistry	8	44,140.12
Law School	4	23,646.34
Pharmacy	4	4,249.26
Education	28	321,748.15
Graduate School	49	980,857.17
School of Business Administration	17	374,641.15
Duluth	7	24,350.91
Other Units	13	150,605.93

It is interesting to see also the increasing support given to research by all agencies over the past ten years. The table indicates the growth of the dollar support from the four major agencies since 1951-52.

# UNIVERSITY OF MINNESOTA

## SUMMARY OF RESEARCH EXPENDITURES FROM ENDOWMENTS, INCOME, GIFTS AND THE STATE AND FEDERAL GOVERNMENTS

MILLIONS OF DOLLARS



## SERVICES TO STUDENTS

**A**LTHOUGH the campuses are located in heavily populated metropolitan areas giving the University the name of a "commuters" school, there continues to be an ever-increasing demand for living space on and near the campuses. To serve the students living away from home, the University's residence halls are keeping pace with the demand.

In its several types of student housing the University has the following space available.

	<i>Mpls. and</i>			
	<i>St. Paul</i>	<i>Duluth</i>	<i>Morris</i>	<i>Total</i>
Men's Residence Halls	2,760	154	82	2,996
Women's Residence Halls	1,027	117	64	1,208
Temporary Married Student Housing	300			300
Permanent Married Student Housing	220			220
Graduate Student Family Apartments	38			38

An interesting note is that in addition to the Graduate Student Family Apartments, 64 per cent of the Permanent Married Student Housing was assigned to students who had already earned at least a Bachelor's degree.

A full board plan is available at each dormitory and the family units are equipped to meet the necessities of family living.

Food Service units are operated on the various campuses to serve the commuters, the rooming house students, the staff and campus visitors.

The University operates seven bookstores on its campuses to serve the book and supply needs of the students and staff.

The dormitories, food services, bookstores and other student services are expected to be self-supporting, paying all costs including utilities, depreciation, space use and meet contingencies and emergencies which will arise. The charges for such services to students also include a factor for replacement of the dormitory, dining hall or other unit because, with minor exceptions, no state-appropriated money is available for this type of facility.

Also operated on a self-supporting basis for the convenience of other University departments are such central services as Laundry, Printing, Mimeograph, Audio Visual, Food Stores, Milk and Cream, Photographic Laboratory and the Bindery.





## STUDENT AID

THE University believes that worthy and needy students should be assisted in every way possible to complete their education. Many private benefactors have helped them accomplish this end by the donation of scholarship and loan funds. In each case the fund is held in the name designated by the donor and used in accordance with the donor's instruction. A fund with no restrictions will usually have wider demand and greater turnover.

Such funds may be given in two ways—either as an endowment to be invested with the interest earned to be used for scholarships or loans to students or as a periodic contribution, the total donation to be used for student aid.

## SCHOLARSHIPS

As of June 30, 1961, the University of Minnesota had approximately 140 scholarship endowment funds in the total principal amount of \$3,136,853.00. In addition there were 465 funds supported by periodic contributions on which gifts of \$957,971.00 were received during the year. These combined sources made possible student scholarship assistance in the amount of \$1,096,733.00.

## LOANS

This form of aid is granted to any student making satisfactory progress toward a degree on the basis of his need for financial assistance. Co-signatures are not required, but a check is made of personal references and the student is counseled on the obligation he is undertaking. If a student meets the qualifications specified by some of the donors, he is granted a loan from one of those funds. If, however, a student does not meet the qualifications, he is granted a loan from one of the unrestricted funds. Interest paid by the student is sometimes designated by the donor although the usual interest rate on most funds is 3% per year while enrolled in school and 5% after leaving the University.

As of June 30, 1961, there were 168 separate loan funds in the total principal amount of \$2,364,572.00 which made possible the granting of 4,102 loans in the amount of \$815,385.00.

Over the past ten years the assistance to students through loans has increased steadily and was given great impetus and recognition of its importance in 1959 through the establishment of the National Defense Student Loan Fund. Prior to this the Regents had recognized the critical need for additional loan funds and had authorized borrowing from local banks to meet the emergency situation.

## STUDENT EMPLOYMENT

On the principle of "equal pay for equal work" the University aids students wherever possible by providing many part-time and a few full-time jobs. Some of these jobs are assigned to needy freshman scholars who do not qualify for the very limited freshman scholarships available. All jobs, however, are given on the basis of application, test and interview with full performance expected for the wages paid. The Office of Student Employment actively seeks jobs for students both on and off the campuses. In the fiscal year 6,795 jobs were filled by students on and off the campuses with estimated annual earnings of \$8,448,287.00.

## UNIVERSITY HOSPITALS

**T**HE University of Minnesota Hospitals is a complete medical center established to provide clinical facilities for the College of Medical Sciences, and together they are recognized as among the outstanding in the world.

The faculty of the Medical School is responsible for the training of students and the care of the patients. An extensive and aggressive medical research program is conducted through the Medical School and the Hospitals to assure that students have the benefit of being instructed in the latest developments and patients in turn have these developments readily available for their treatment.

Affiliated with the Medical School and the Graduate School is the Mayo Foundation, Rochester, which provides the opportunity for medical students on the graduate level to do specialized work in patient care and research.

The Hospitals serve the State by treating patients referred to its various clinics by private physicians. It has a bed capacity of 788 and in 1960-61 admitted 15,561 cases as inpatients. In addition to the inpatient service there were 121,830 patient visits made to the outpatient clinic during 1960-61. Although the persons treated are primarily residents of the State of Minnesota, a significant number come from other states and foreign countries to benefit from the completeness and competence of this medical center.

The University of Minnesota Hospitals serves as the general hospital of the state, accepting indigent patients certified by the various county welfare boards as qualifying for financial assistance. In these cases, the state pays one-half and the county one-half of the basic hospital care costs with professional staff services being provided free.

The generosity and confidence of people of the state and several private groups have been demonstrated by gifts that made possible the recent construction of the Mayo Memorial, the Variety Club Heart Hospital, The Masonic Memorial Hospital and the Veterans of Foreign Wars Hospital as integral units in this medical complex. Other supporting units are the Psychopathic Hospital, The Rehabilitation Center, The Multiple Sclerosis Clinic, and the Cancer Detection Center. All of these units are supported by the Hospital service units such as the Laboratories, X-Ray, Pharmacy, X-Ray Therapy and Social Service. In addition the University Health Service is a part of the Hospital Group and although it is primarily a self-contained unit, its patients have access to hospital services not otherwise provided.

## THE BUILDING PROGRAM

**T**HE 1960-61 fiscal year has been a period of dramatic change in the physical plant of the University of Minnesota. The much discussed "move to the west side of the Mississippi River" is becoming a reality with the construction of three buildings in the west bank area. These structures, financed completely by legislative appropriation, are the School of Business Administration Building and the Humanities-Social Science Building joined by a


four-story classroom building. The Duluth Campus has also seen additions to its plant during this period with the Social Science Building and the Heating Plant as the major ones.

With the adoption of a college curriculum at Morris, some changes were necessary to provide college laboratories and college dormitory facilities.

The income for Physical Plant extension was received from the following sources: State appropriations, \$5,524,952.00; Federal grants, \$1,837,319.75; Auxiliary Enterprises including intercollegiate athletics, \$232,796.42; trust funds, \$766,999.94; and other sources, \$177,432.54. The expenditures were made for land, buildings, rehabilitation of buildings, equipment and permanent improvements.

### PLANT FUND EXPENDITURE BY CAMPUS

Minneapolis	\$4,062,113.00
St. Paul	1,298,903.93
Duluth	1,162,565.10
Morris	198,788.56
Other	348,917.79
<b>Total</b>	<b>\$7,071,288.38</b>



## ENDOWMENT

**T**HE endowment of the University increased by \$958,179.00 to \$64,141,796.00 during the year which ended June 30, 1961. The largest portion of this endowment is the Permanent University Fund which is held in trust by the State of Minnesota. The income from the Permanent University Fund is included in the appropriation which the University receives from the state. The Permanent University Fund had a book value of \$46,174,355.00 on June 30, 1961.

Also included in the endowment are numerous gifts to the University by foundations, individuals, and groups, the income of which is to be used to support a variety of research projects, student aid, and other educational purposes. The two largest endowments are the Mayo Foundation, which totals \$3,287,810.00 and is used for graduate medical instruction and research, and the Minnesota Hospital and Home for Crippled Children Fund, which totals \$3,533,799.00 and is used to help support indigent children at the University of Minnesota Hospitals.

These two funds are invested together with 261 other funds in a single Group Investment Fund. The Group Investment Fund is operated on a market value basis. New funds entering the Group Investment Fund or additions to the old funds are assigned units of participation which is determined by dividing the amount received by the unit (market) value, which is computed at the end of each quarter. The unit value at the inception of the Group Investment Fund on July 1, 1954, was \$10.00. The value of each of the 1,364,019 participating units as of June 30, 1961, was \$16.44. Benefits from the appreciation of the investment portfolio accrue to the participating funds. Although most funds are invested in perpetuity, if any fund is withdrawn in part or in total, a proportionate amount of appreciation is credited to the fund.

After principal and interest reserves of approximately 8% of the book value is maintained, income from the Group Investment Fund is distributed to the participating funds each June 30th, on the basis of the weighted units of participation.

The general investment policy is determined by the Board of Regents. The Board delegates approval for sales and purchases of specific bonds and stocks to the investment committee of the Board of Regents.

In addition to the funds which are included in the Group Investment Fund, the Board of Regents controls 18 additional funds which are directly invested. Four other funds are held in trust for the University.

## INDEX OF SCHEDULES

	Page
<b>Exhibit A—Balance Sheet</b> .....	2
<b>Exhibit B—Summary of Current Funds</b> .....	6
Schedule B-1—Summary of Income .....	7
Schedule B-2—Summary of Expenditures .....	8
Schedule B-3—Summary of Expenditures (by object) .....	9
Schedule B-4—Statement of Expenditures—Current Funds .....	9
Schedule B-5—Statement of Income and Expenditures—Auxiliary Enterprises .....	20
Schedule B-6—Statement of Intercollegiate Athletics Fund .....	22
Schedule B-7—Current Expenditures—Salary and Wages .....	24
Schedule B-8—Summary Statement of Current Funds—Federal Appropriations .....	26
Schedule B-9—Summary Statement of Current Funds—Special State Appropriations .....	26
<b>Exhibit C—Statement of Loan Funds</b> .....	28
<b>Exhibit D—Statement of Endowment Funds</b> .....	34
Schedule D-1—Summary of Endowment Funds .....	48
Schedule D-2—Summary of Assets—Permanent University Fund .....	48
<b>Exhibit E—Summary Statement of Plant Funds</b> .....	49
Schedule E-1—Summary of Plant Fund Accounts .....	49
Schedule E-2—Plant Funds—Operating Accounts .....	50
Schedule E-3—Plant Funds—Anticipated Income Accounts .....	59
Schedule E-4—Plant Funds—Sinking Funds and Reserves .....	64
Schedule E-5—Notes and Bonds Payable Outstanding .....	65
<b>Exhibit F—Statement of Investment in Plant</b> .....	67
Schedule F-1—Summary of Assets—Land .....	67
Schedule F-2—Summary of Assets—Buildings .....	68
Schedule F-3—Summary of Assets—Other Permanent Improvements .....	68
Schedule F-4—Summary of Assets—Equipment .....	69
Schedule F-5—Summary of Assets—Museum and Collections .....	70
Schedule F-6—Summary of Assets—Library and Reference Books .....	70
Schedule F-7—Summary of Assets—Livestock .....	71
<b>Exhibit G—Statement of Agency Funds</b> .....	72
<b>Exhibit H—Cash and Bank Reconciliation</b> .....	74

# BALANCE SHEET

## ASSETS

June 30, 1961

Exhibit A

Current Funds	
<b>General University Fund</b>	
Cash .....	\$ 689,890.53
Contingent Fund .....	80,000.00
Temporary Investments .....	4,305,024.03
Stores and Postage Inventories .....	168,000.00
	<hr/>
	\$ 5,242,914.56
 <b>Restricted Funds</b>	
Cash .....	\$ 1,250,923.39
Temporary Investments .....	7,642,975.34
Accounts Receivable—Hospital Reimbursements .....	926,693.19
	<hr/>
	9,820,591.92
 <b>Auxiliary Enterprise Funds</b>	
Cash .....	\$ 130,704.77
Contingent Fund .....	25,000.00
Temporary Investments .....	3,977,187.93
Accounts Receivable	
General .....	\$ 77,504.11
Student Activities .....	3,140.78
	<hr/>
	80,644.89
Stores and Postage Inventories .....	572,003.81
Jobs in Process .....	980.93
Insurance Premium Deposits .....	608,930.44
	<hr/>
	5,395,452.77
 Total Current Funds .....	 <u>\$20,458,959.25</u>
 <b>Loan Funds</b>	
Cash .....	\$ 188,152.30
Notes Receivable .....	2,101,607.63
Temporary Investments .....	74,812.50
	<hr/>
Total Loan Funds .....	<u>\$ 2,364,572.43</u>

**BALANCE SHEET**  
**LIABILITIES AND FUNDS**  
**June 30, 1961**

**Exhibit A**

<b>Current Funds</b>		
<b>General University Fund</b>		
Deferred Income .....		\$ 459,650.40
Reserves .....		
Encumbrances .....	\$ 4,290,669.99	
Stores and Contingent Fund .....	248,000.00	
Merit Increases .....	122,882.96	
Contingent Liability—Research Contracts .....	37,598.61	
Fee Refunds .....	5,380.01	
		4,704,531.57
Unobligated Allotments .....		75,705.88
Unallotted .....		3,026.71
		\$ 5,242,914.56
 <b>Restricted Funds</b>		
Reserves .....		
Encumbrances .....	\$ 1,951,289.04	
Navy Special Pool Bank Account .....	118,526.81	
		\$ 2,069,815.85
Unobligated Allotments .....		7,733,343.11
Unallotted .....		17,432.96
		9,820,591.92
 <b>Auxiliary Enterprise Funds</b>		
Deferred Income .....		\$ 199,754.27
Accounts Payable .....		11,464.93
Reserves .....		
Encumbrances .....	\$ 753,795.81	
Stores and Contingent Fund .....	488,787.28	
Federal Taxes .....	374,679.93	
Insurance Premium and OASI Deposits .....	854,897.82	
Student Deposits .....	45,842.06	
		2,518,002.90
Unobligated Allotments .....		2,300,510.57
Unallotted .....		365,720.10
		5,395,452.77
 Total Current Funds .....		 <b>\$20,458,959.25</b>
 <b>Loan Funds</b>		
Notes Payable—Bank Loans .....		\$ 285,000.00
Loan Funds .....		2,077,072.43
Loan Fund Reserve .....		2,500.00
		\$ 2,364,572.43

# BALANCE SHEET

## ASSETS

June 30, 1961

Exhibit A

Endowment Funds		
Cash .....		\$ 170,084.29
Investments .....		
Securities .....	\$17,281,109.07	
Real Estate .....	365,446.00	
Funds in Trust .....		17,646,555.07
Permanent University Fund .....	\$46,174,354.60	
Other .....	124,537.97	
		46,298,892.57
Unamortized Premiums .....		26,263.77
Total Endowment Funds .....		<u>\$64,141,795.70</u>
Agency Funds		
Cash .....		\$ 4,245.04
Investments .....		
Securities .....	\$ 121,720.58	
Equipment .....	10,475.00	
		132,195.58
Total Agency Funds .....		<u>\$ 136,440.62</u>
Plant Funds		
Unexpended		
Cash .....		\$ 1,539,739.26
Temporary Investments .....		6,375,767.13
Accounts Receivable .....		26,267.00
Anticipated Income .....		
University .....	\$10,727,493.73	
Tax Collections .....	104,300.00	
Endowments and Gifts .....	610,626.70	
Public Agencies .....	8,031,583.00	
		19,474,003.43
Sinking Funds .....		324,872.81
Total Plant Funds .....		<u>\$27,740,649.63</u>
Invested in Plant		
Land .....		\$10,606,019.59
Buildings .....		115,323,853.59
Improvements Other Than Buildings .....		5,890,381.42
Equipment .....		34,253,830.27
Museum Collections .....		1,853,489.45
Library and Reference Books .....		9,927,671.19
Livestock .....		365,652.24
Total Invested in Plant .....		<u>\$178,220,897.75</u>



**BALANCE SHEET**  
**LIABILITIES AND FUNDS**  
**June 30, 1961**

**Exhibit A**

<b>Endowment Funds</b>		
For General Purposes .....		\$46,174,354.60
For Educational Purposes .....		8,337,672.60
Subject to Annuity .....		334,742.54
For Student Aid		
Scholarships and Prizes .....	\$ 3,136,888.57	
Loans .....	211,086.65	
		3,347,975.22
For Other Purposes .....		3,039,371.73
Unassigned Funds .....		1,469,039.51
Reserves		
Group Investment .....	\$ 1,428,639.50	
Contingent Tax Liability .....	10,000.00	
		1,438,639.50
<b>Total Endowment Funds</b> .....		<b>\$64,141,795.70</b>
<b>Agency Funds</b>		
Agency Funds .....		\$ 136,440.62
<b>Total Agency Funds</b> .....		<b>\$ 136,440.62</b>
<b>Plant Funds</b>		
<b>Unexpended</b>		
Bonds Payable .....		\$ 7,965,000.00
Certificates of Indebtedness .....		1,581,493.76
Reserves		
Encumbrances .....	\$12,058,941.26	
For Certificates .....	63,607.95	
For Sinking Fund .....	325,137.12	
Plant Funds .....	207,443.48	
		12,655,129.81
Unobligated Allotments .....		5,539,026.06
<b>Total Plant Funds</b> .....		<b>\$27,740,649.63</b>
<b>Invested in Plant</b>		
Net Plant Investment .....		\$178,220,897.75
<b>Total Invested in Plant</b> .....		<b>\$178,220,897.75</b>

## SUMMARY OF CURRENT FUNDS

July 1, 1960 to June 30, 1961

Exhibit B

	Total	General University Fund	Restricted Funds	Auxiliary Enterprise Fund
<b>Balance at Beginning of Year</b>				
Reserves				
Encumbrances .....	\$ 6,216,953.52	\$ 3,430,416.23	\$ 2,026,244.83	\$ 760,292.46
Repairs to Compressors—Rosemount .....	8,955.39			8,955.39
Food Stores .....	230,000.00			230,000.00
Contingent Liabilities—Research Contracts and Grants .....	30,000.00	30,000.00		
Merit Increases .....	33,936.36	33,936.36		
Unobligated Allotments .....	8,356,588.84	44,367.34	6,286,803.49	2,025,418.01
Unallotted .....	272,695.17	3,698.56	16,516.80	252,479.81
Balance .....	\$15,149,129.28	\$ 3,542,418.49	\$ 8,329,565.12	\$ 3,277,145.67
<b>Add Income</b>				
General, Educational, and Research per Schedule B-1, Section 1 .....	69,861,445.41	38,222,059.35	29,997,233.30	1,642,152.76
Auxiliary Enterprises per Schedule B-1, Section 2 .....	15,954,705.17			15,954,705.17
Other Educational Services per Schedule B-1, Section 3 .....	5,559,476.47		5,559,476.47	
Total .....	\$ 91,375,627.05	\$38,222,059.35	\$35,556,709.77	\$17,596,857.93
Balance .....	\$106,524,756.33	\$41,764,477.84	\$43,886,274.89	\$20,874,003.60
<b>Deduct Expenditures</b>				
General, Educational, and Research per Schedule B-2, Section 1 .....	67,664,660.32	37,068,739.61	28,953,706.02	1,642,214.69
Auxiliary Enterprises per Schedule B-2, Section 2 .....	14,355,435.64			14,355,435.64
Other Educational Services per Schedule B-2, Section 3 .....	5,137,280.59		5,137,280.59	
Total .....	\$ 87,157,376.55	\$37,068,739.61	\$34,090,986.61	\$15,997,650.33
Balance .....	\$ 19,367,379.78	\$ 4,695,738.23	\$ 9,795,288.28	\$ 4,876,353.27
<b>Transfers</b>				
Within Current Funds				
To Plant Funds .....	\$ 1,259,158.05	\$ 17,779.64	\$ 123,325.63	\$ 105,545.99
To Endowment Funds .....	102,208.90	140,715.52	9,661.73	1,108,780.80
To Loan Funds .....	104,678.17		102,208.90	
To General Deposits .....	12,000.00		104,678.17	
To Fee Refund Reserve .....	7,358.92	7,358.92		12,000.00
Total .....	\$ 1,485,404.04	\$ 165,854.08	\$ 93,223.17	\$ 1,226,326.79
Balance June 30, 1961 .....	\$17,881,975.74	\$ 4,529,884.15	\$ 9,702,065.11	\$ 3,650,026.48
<b>Detail of Balance at End of Year</b>				
Reserves				
Encumbrances .....	6,995,754.84	4,290,669.99	1,951,289.04	753,795.81
Food Stores .....	230,000.00			230,000.00
Contingent Liability—Research Contracts and Grants .....	37,598.61	37,598.61		
Merit Increases .....	122,882.96	122,882.96		
Unobligated Allotments .....	10,109,559.56	75,705.88	7,733,343.11	2,300,510.57
Unobligated Funds .....	386,179.77	3,026.71	17,432.96	365,720.10
Total .....	\$17,881,975.74	\$ 4,529,884.15	\$ 9,702,065.11	\$ 3,650,026.48

**SUMMARY OF INCOME**  
**July 1, 1960 to June 30, 1961**

Schedule B-1

	Total	General University Fund	Restricted Funds	Auxiliary Enterprise Fund
<b>1. For General, Educational and Research Purposes</b>				
Student Fees—Tuition .....	\$ 7,888,110.90	\$ 7,888,110.90		
Student Course Fees .....	32,996.00	32,996.00		
Public Appropriations and Tax Levies				
Federal per Schedule B-8 .....	2,463,951.38		\$ 2,463,951.38	
State—Maintenance and Equipment .....	25,368,689.64	25,368,689.64		
State Special Appropriations per Schedule B-9 .....	6,759,312.28		6,759,312.28	
Endowments				
Earnings and Miscellaneous Income .....	439,207.87		439,207.87	
Contracts, Gifts and Grants .....	16,016,295.32		16,016,295.32	
Sales and Services .....	9,250,729.26	4,932,262.81	4,318,466.45	
Intercollegiate Athletics .....	1,584,222.57			1,584,222.57
Athletics—Duluth .....	57,930.19			57,930.19
Total (To Exhibit B) .....	\$69,861,445.41	\$38,222,059.35	\$29,997,233.30	\$ 1,642,152.76
<b>2. For Auxiliary Enterprises and Revolving Funds</b>				
Auxiliary Enterprises—Dormitories and Dining Halls .....	4,600,970.42			4,600,970.42
Auxiliary Enterprises—Student .....	4,283,159.70			4,283,159.70
Auxiliary Enterprises—General .....	4,178,275.79			4,178,275.79
Revolving Funds .....	2,892,299.26			2,892,299.26
Total (To Exhibit B) .....	\$15,954,705.17			\$15,954,705.17
<b>3. For Other Purposes</b>				
Educational Services .....	4,437,920.48		4,437,920.48	
Student Aid .....	1,116,811.10		1,116,811.10	
Subject to Annuity .....	4,744.89		4,744.89	
Total (To Exhibit B) .....	\$ 5,559,476.47		\$ 5,559,476.47	
<b>Total Current Fund Income</b> .....	\$91,375,627.05	\$38,222,059.35	\$35,556,709.77	\$17,596,857.93
<b>Total Plant Fund Income</b> .....	8,539,500.65	109,140.26	8,197,563.97	232,796.42
<b>Grand Total</b> .....	\$99,915,127.70	\$38,331,199.61	\$43,754,273.74	\$17,829,654.35

## SUMMARY OF EXPENDITURES

July 1, 1960 to June 30, 1961

Schedule B-2

	Total	General University Fund	Restricted Funds	Auxiliary Enterprise Fund
<b>1. For General, Educational and Research Purposes</b>				
Administration .....	\$ 2,236,839.83	\$ 2,236,839.83		
General University .....	4,137,246.94	4,086,419.87	\$ 50,827.07	
Instruction and Departmental Research				
College of Science, Literature, and the Arts .....	4,320,729.07	4,268,077.59	52,651.48	
Institute of Technology .....	3,866,196.31	3,652,283.39	213,912.92	
Institute of Agriculture .....	8,466,282.92	4,806,682.18	3,659,600.74	
Medical School .....	2,489,553.19	2,399,658.00	89,895.19	
University of Minnesota Hospitals .....	9,591,923.63	543,653.29	9,048,270.34	
College of Veterinary Medicine .....	834,672.07	764,098.77	70,573.30	
School of Dentistry .....	702,754.31	702,754.31		
Law School .....	378,562.49	368,846.35	9,716.14	
College of Pharmacy .....	232,672.67	232,672.67		
College of Education .....	1,884,669.06	1,693,161.73	191,507.33	
Summer Session .....	837,478.52	837,478.52		
Graduate School .....	1,081,649.88	245,862.54	835,787.34	
School of Business Administration .....	814,583.75	752,680.05	61,903.70	
University of Minnesota, Morris .....	156,961.70	124,598.28	32,363.42	
University College .....	3,508.87	3,508.87		
General College .....	499,319.76	499,319.76		
University of Minnesota, Duluth .....	2,193,612.96	2,128,551.11	6,704.00	\$ 58,357.85
Military Departments .....	20,630.47	20,630.47		
Physical Education .....	1,375,846.58	61,914.74		1,313,931.84
Extension Instruction (does not include Agricultural Extension) .....	1,722,388.65	1,722,388.65		
For Other Purposes				
Auxiliary Enterprises .....	191,004.01	191,004.01		
Trust Funds .....	45,638.40	7,984.56	37,653.84	
Plant Services—Operation and Maintenance				
Minneapolis Campus .....	3,559,626.42	3,288,138.44	1,562.98	269,925.00
St. Paul Campus .....	1,055,040.10	1,055,040.10		
Other .....	374,491.53	374,491.53		
Research—Endowed .....	216,547.16		216,547.16	
Research—Contracts, Gifts and Grants .....	14,374,229.07		14,374,229.07	
Total (to Exhibit B) .....	\$67,664,660.32	\$37,068,739.61	\$28,953,706.02	\$ 1,642,214.69
<b>2. Total Auxiliary Enterprises</b>				
.....	14,355,435.64			14,355,435.64
Total (to Exhibit B) .....	\$14,355,435.64			\$14,355,435.64
<b>3. For Other Purposes</b>				
Student Aid—Endowed .....	177,502.83		177,502.83	
Student Aid—Gifts .....	919,230.56		919,230.56	
Educational Services—Endowed .....	138,680.08		138,680.08	
Educational Services—Gifts .....	3,900,375.95		3,900,375.95	
Subject to Annuity .....	1,491.17		1,491.17	
Total (to Exhibit B) .....	\$ 5,137,280.59		\$ 5,137,280.59	
Total Current Fund Expenditures .....	\$87,157,376.55	\$37,068,739.61	\$34,090,986.61	\$15,997,650.33
Total Plant Fund Expenditures .....	7,071,288.38	266,146.68	6,158,585.70	646,556.00
Grand Total .....	\$94,228,664.93	\$37,334,886.29	\$40,249,572.31	\$16,644,206.33

# SUMMARY OF EXPENDITURES

## By Object

July 1, 1960 to June 30, 1961

Schedule B-3

	Total	General University Fund	Restricted Funds	Auxiliary Enterprise Fund
<b>Current Funds</b>				
Salaries and Wages .....	\$53,106,118.93	\$27,644,702.15	\$20,298,331.76	\$ 5,163,085.02
Supplies and Expense .....	30,283,731.73	7,874,273.56	12,006,963.14	10,402,495.03
Equipment .....	3,335,108.34	1,277,695.32	1,776,040.08	281,372.94
Buildings .....	172,227.34	137,983.29	9,491.25	24,752.80
Improvements .....	223,815.92	114,082.79	60.38	109,672.75
Land .....	36,374.29	20,002.50	100.00	16,271.79
<b>Total Current Funds .....</b>	<b>\$87,157,376.55</b>	<b>\$37,068,739.61</b>	<b>\$34,090,986.61</b>	<b>\$15,997,650.33</b>
<b>Plant Funds (Schedule E-1)</b>				
Supplies and Expense .....	416,516.42	18,467.62	336,355.58	61,693.22
Equipment .....	542,735.98	19,424.17	421,059.82	102,251.99
Buildings .....	5,703,003.13	119,914.87	5,216,770.49	366,317.77
Improvements .....	278,999.31	16,035.00	184,165.08	78,799.23
Land .....	130,033.54	92,305.02	234.73	37,493.79
<b>Total Plant Funds .....</b>	<b>\$ 7,071,288.38</b>	<b>\$ 266,146.68</b>	<b>\$ 6,158,585.70</b>	<b>\$ 646,556.00</b>
<b>Grand Total .....</b>	<b>\$94,228,664.93</b>	<b>\$37,334,886.29</b>	<b>\$40,249,572.31</b>	<b>\$16,644,206.33</b>

**STATEMENT OF EXPENDITURES—CURRENT FUNDS**

July 1, 1960 to June 30, 1961

Schedule B-4

Dept. No.	Total	Salaries and Wages	Supplies and Expense	Equipment	Buildings and Improvements
<b>Administration</b>					
1001	Office of the President .....	\$ 130,478.32	\$ 116,694.69	\$ 7,761.99	\$ 6,021.64
	Office of the Vice President .....				
1002	Academic Administration .....	33,504.70	32,922.00	582.70	
1003	Business Administration .....	48,736.41	46,339.71	798.34	1,598.36
1004	Business Office .....	442,816.29	352,739.43	79,561.10	10,515.76
1005	Office of the Dean of Students .....	751,697.93	684,482.46	61,640.12	5,575.35
1006	Office of Admissions and Records .....	491,519.28	432,846.72	49,770.70	8,901.86
1007	Board of Regents .....	27,230.66	12,605.61	14,552.01	73.04
1009	Office of Civil Service Personnel .....	183,286.07	164,813.33	16,917.80	1,554.94
1010	Office of the Treasurer .....	13,022.44	10,692.15	427.29	1,903.00
1011	Office of the Field Auditor .....	19,399.08	19,948.30	549.22—	
1012	Office of the Attorney and Real Estate Manager .....	31,846.40	24,418.99	7,261.85	163.06
1013	Purchasing .....	63,302.25	56,639.64	5,369.74	1,292.87
	<b>Total .....</b>	<b>\$ 2,236,839.83</b>	<b>\$ 1,955,143.03</b>	<b>\$ 244,094.42</b>	<b>\$ 37,599.88</b>
					<b>\$ 2.50</b>
<b>General University</b>					
1100	Department of Alumni Relations .....	74,442.40	33,837.03	39,614.69	990.68
1102	General Storehouse .....	83,810.10	79,065.17	4,553.68	191.25
1103	Chemical Storehouse .....	55,838.75	53,624.15	2,050.85	163.75
1104	Department of University Relations .....	159,493.29	85,313.15	71,779.08	2,401.06
1105	Inter-campus Bus .....	85,380.42		85,380.42	
1106	University Services .....	15,675.48	14,257.33	1,049.96	368.19
1107	Library .....	1,084,132.22	702,360.25	88,123.63	293,648.34
1111	Glassblowing Shop .....	39,054.41	19,033.70	19,599.52	421.19
1112	Scientific Apparatus Repair Shop .....	62,309.70	49,897.05	10,904.89	1,507.76
1113	Truck Service .....	102,600.29	38,145.07	30,263.73	34,191.49
1114	Museum of Natural History .....	71,522.59	66,180.19	4,423.05	919.35
1115	Convocations .....	20,305.53	6,302.57	13,936.26	66.70
1116	Placement Inquiries Clearance Office .....	4,502.15	3,933.92	568.23	
1117	Staff Insurance and Retirement .....	1,511,662.70		1,511,662.70	
	Consolidated Hatch Fund .....	1,813.48		1,813.48	
	Morrill-Nelson Fund .....	1,827.45		1,827.45	
	Bankhead-Jones Instruction Fund .....	1,841.58		1,841.58	
1118	Bulletins and Annual Reports .....	119,536.21		119,536.21	
1119	Army and Navy Storeroom .....	10,313.90	10,042.61	264.70	6.59
1120	Committee on Institutional Relationships .....	12,063.64	10,415.75	1,585.25	62.64
1121	Bureau of Institutional Research .....	82,429.63	79,265.56	1,060.58	2,103.49
1128	University Address Book .....	17,084.27		17,084.27	
1129	Post Office and Campus Mail—Minneapolis .....	25,174.10	24,251.13	922.97	
1130	Workmen's Compensation Claims .....	10,128.34		10,128.34	
1134	Unemployment Compensation Claims .....	51,285.36		51,285.36	
1135	Motor Vehicle Insurance .....	3,011.62		3,011.62	
1145	University Publications .....	67,177.00		67,177.00	
1149	Friends of the University of Minnesota Library Fund .....	807.06		82.50	724.56
1154	Department of Protection and Safety .....	146,718.46	139,204.12	5,085.71	2,428.63
1155	Staff Housing Bureau .....	4,580.89	4,026.00	554.89	
1156	Department of Insurance and Retirement .....	36,659.96	35,316.22	1,143.34	200.40
1157	Greater University Fund .....	72,393.00	22,210.77	49,926.73	255.50
1160	State Aid—School of Agriculture Students .....	44,537.50		44,537.50	
1199	General Expense .....	57,133.46	940.93	54,424.96	660.93
	<b>Total .....</b>	<b>\$ 4,137,246.94</b>	<b>\$ 1,477,622.67</b>	<b>\$ 2,317,205.13</b>	<b>\$ 341,312.50</b>
					<b>\$ 1,106.64</b>
<b>Resident Instruction</b>					
<b>Science, Literature, and the Arts</b>					
2000	Administration .....	217,198.13	199,035.38	13,928.48	4,234.27
2001	Anthropology .....	68,547.20	63,366.50	5,147.83	32.87
2002	Astronomy .....	20,964.42	20,712.02	252.40	
2003	Botany .....	195,158.15	178,751.84	10,636.41	5,769.90
2004	Classics .....	55,225.67	54,750.96	344.35	130.36

**STATEMENT OF EXPENDITURES—CURRENT FUNDS**

July 1, 1960 to June 30, 1961

Schedule B-4

Dept. No.	Total	Salaries and Wages	Supplies and Expense	Equipment	Buildings and Improvements
2006 English	496,927.06	496,351.01	957.50—	1,533.55	
Morrill-Nelson Fund	3,300.63	3,300.63			
Bankhead-Jones Instruction Fund	3,186.04	3,186.04			
2007 Art	236,622.71	211,390.45	22,606.34	2,625.92	
2008 Geography	81,449.62	76,895.07	4,461.51	93.04	
2009 Geology and Mineralogy	125,268.44	115,077.01	5,769.58	4,421.85	
2010 Geological Survey	28,385.36	14,091.42	12,171.80	2,122.14	
2011 German	89,480.69	85,871.85	3,008.59	600.25	
2013 History	252,471.51	248,718.77	3,131.77	620.97	
2014 School of Journalism	151,568.33	141,715.89	9,422.43	430.01	
Wm. J. Murphy Endowment Fund	37,482.69	36,507.69	975.00		
2015 School of Social Work	134,209.36	132,242.38	1,909.01	57.97	
2016 Mathematics	236,552.19	230,776.61	3,521.80	2,253.78	
Morrill-Nelson Fund	5,577.12	5,577.12			
Bankhead-Jones Instruction Fund	3,105.00	3,105.00			
2017 Music	221,069.76	176,419.61	41,965.72	2,684.43	
2018 Interdisciplinary Studies in General Education	223,728.63	219,194.94	3,474.82	1,058.87	
2019 Philosophy	88,710.21	86,926.24	1,783.97		
2021 Political Science	175,733.27	170,858.32	4,072.89	802.06	
2023 Psychology	221,570.98	210,156.19	10,510.57	904.22	
2024 Romance Languages	170,733.70	168,159.05	1,942.46	632.19	
2025 Scandinavian Languages	21,943.54	21,674.54	118.12	150.88	
2026 Sociology	131,373.29	127,471.53	2,687.86	1,213.90	
2027 Speech	198,006.10	186,531.09	9,521.44	1,953.57	
2028 Zoology	213,804.67	190,433.33	22,760.23	611.11	
2029 Slavic and Oriental Languages	45,522.66	44,781.58	751.08	10.00—	
2030 American Studies	4,163.70	3,478.45	441.27	243.98	
2031 International Relations and Area Studies	8,415.19	6,638.15	1,711.93	65.11	
2032 Laboratory for Research in Social Relations	35,633.88	34,407.78	1,226.10		
2033 Library School	64,210.08	62,808.70	1,114.83	286.55	
2034 Statistics	22,353.00	19,980.64	705.06	1,667.30	
2035 Family Study Center	19,131.79	18,009.65	989.60	132.54	
2036 Minnesota Center for Philosophy of Science	11,944.30	11,750.04	190.06	4.20	
<b>Total</b>	<b>\$ 4,320,729.07</b>	<b>\$ 4,081,103.47</b>	<b>\$ 202,297.81</b>	<b>\$ 37,327.79</b>	
<b>Institute of Technology</b>					
2100 Administration	86,016.47	78,338.03	6,565.24	1,113.20	
2101 Aeronautical Engineering	247,793.54	228,731.06	15,490.93	3,269.65	301.90
Morrill-Nelson Fund	2,799.90	2,799.90			
2102 School of Architecture	146,008.50	135,285.69	9,128.75	1,594.06	
2103 Civil Engineering and Hydraulics	389,923.86	303,562.44	52,240.75	27,719.12	6,401.55
2105 Electrical Engineering	359,233.07	328,313.61	15,850.63	15,068.83	
Bankhead-Jones Instruction Fund	6,738.44	6,738.44			
2107 Mathematics	313,245.03	309,250.13	2,908.30	1,086.60	
Morrill-Nelson Fund	3,872.47	3,872.47			
2108 Mechanical Engineering	514,366.68	487,882.80	19,947.49	6,536.39	
Morrill-Nelson Fund	3,100.14	3,100.14			
Bankhead-Jones Instruction Fund	11,800.08	11,800.08			
2120 School of Chemistry	678,872.00	619,010.85	45,807.46	13,666.34	387.35
Replacement, Supplies, Expense and Equip- ment	21,721.03		3,785.37	17,935.66	
2121 School of Chemistry—Chemical Engineering	178,853.25	161,150.13	8,728.21	8,974.91	
2122 School of Chemistry—Metallurgy	58,636.47	55,167.54	2,515.85	953.08	
2130 School of Mines and Metallurgy	134,242.57	119,421.83	7,279.25	7,541.49	
2131 School of Mines and Metallurgy—Mines Experi- ment Station	82,678.67	78,667.95	3,739.94	270.78	
Beneficiation of Manganiferous Ores Fund	49,274.01	38,194.36	8,647.16	2,432.49	
Beneficiation of Manganiferous and Low Grade Ores—Cayuna Range	112,106.85	63,885.74	21,986.06	26,235.05	
Temporary Investment Fund (Special State)	2,500.00		773.18	1,726.82	

**STATEMENT OF EXPENDITURES—CURRENT FUNDS**

**July 1, 1960 to June 30, 1961**

Schedule B-4

Dept. No.	Total	Salaries and Wages	Supplies and Expense	Equipment	Buildings and Improvements
2132 Mines Tax Commission .....	18,693.07	15,887.57	1,663.86	1,141.64	
2140 School of Physics .....	422,284.64	387,415.04	23,040.07	11,693.83	135.70
2150 Rosemount Aeronautical Laboratories Capital Expenditures .....	18,534.77	14,263.40	965.27	3,306.10	
2151 Rosemount Aeronautical Laboratories Miscellaneous .....	2,900.80	180.00	2,720.80		
<b>Total .....</b>	<b>\$ 3,866,196.31</b>	<b>\$ 3,452,919.20</b>	<b>\$ 253,784.57</b>	<b>\$ 152,266.04</b>	<b>\$ 7,226.50</b>
<b>Institute of Agriculture</b>					
<b>General</b>					
2200 Administration, Business Office, and Information Service .....	128,881.67	99,061.77	28,537.07	1,282.83	
2201 Office of Admissions and Records .....	39,115.15	35,068.12	3,115.29	931.74	
2202 Library .....	126,830.50	82,177.15	4,438.33	40,215.02	
2210 College of Agriculture, Forestry, and Home Economics—Administration .....	86,921.79	80,754.58	5,653.46	513.75	
2211 Agricultural Economics .....	175,614.39	171,009.18	2,756.97	1,848.24	
Bankhead-Jones Instruction Fund .....	3,558.72	3,558.72			
2212 Agricultural Engineering .....	186,155.23	175,130.07	9,703.67	1,321.49	
Morrill-Nelson Fund .....	6,572.16	6,572.16			
Bankhead-Jones Instruction Fund .....	2,705.04	2,705.04			
2213 Agronomy and Plant Genetics .....	152,863.84	146,079.75	5,425.99	1,358.10	
Hybrid Corn Maturity Tests .....	12,975.56	9,766.18	3,209.38		
Temporary Investment Fund (Special State).....	2,069.00		180.00	1,889.00	
2214 Animal Husbandry .....	165,456.36	160,708.33	4,623.30	124.73	
Morrill-Nelson Fund .....	3,949.92	3,949.92			
2215 Agricultural Biochemistry .....	157,127.17	139,426.86	15,256.57	2,443.74	
2216 Dairy Husbandry .....	116,052.75	97,979.66	16,007.39	2,065.70	
Bankhead-Jones Instruction Fund .....	1,420.08	1,420.08			
2217 Entomology and Economic Zoology .....	142,816.40	132,119.96	9,774.74	921.70	
Morrill-Nelson Fund .....	10,103.23	10,103.23			
Temporary Investment Fund (Special State).....	519.17		223.45	295.72	
2218 Dairy Industries .....	81,765.47	69,145.85	11,500.40	1,119.22	
2219 School of Forestry .....	178,050.83	171,456.07	5,747.80	846.76	
Bankhead-Jones Instruction Fund .....	3,934.80	3,934.80			
Temporary Investment Fund (Special State).....	90.00		10.50	79.50	
2220 School of Home Economics .....	233,789.91	221,369.07	10,917.95	1,502.89	
Bankhead-Jones Instruction Fund .....	11,461.02	11,461.02			
2221 Horticulture .....	158,981.06	152,174.87	6,659.93	146.26	
2222 Plant Pathology and Botany .....	168,049.94	160,260.12	6,192.60	1,597.22	
2223 Poultry Husbandry .....	82,884.34	80,060.67	2,461.55	362.12	
Temporary Investment Fund (Special State).....	60.66		6.66	54.00	
2224 Rhetoric .....	103,928.06	99,761.38	1,340.35	2,826.33	
Morrill-Nelson Fund .....	4,924.98	4,924.98			
2225 Soils .....	89,533.84	85,359.31	4,022.20	152.33	
Consolidated Hatch Fund .....	4,505.00	4,505.00			
2227 Physical Training .....	12.42		12.42		
<b>Extension</b>					
2230 Agricultural Extension .....	46,482.24	46,482.24			
Smith-Lever Fund Amended .....	1,445,528.65	1,269,925.30	161,666.93	13,936.42	
Agricultural Marketing Fund .....	26,963.16	23,066.08	3,895.08	2.00	
Agricultural Extension Fund .....	689,229.10	584,261.59	94,138.75	10,828.76	
<b>Schools and Experiment Stations</b>					
2240 School of Agriculture—St. Paul Campus .....	1,489.64		248.30	1,241.34	
2242 Northwest School and Experiment Station—Crookston .....	450,711.27	322,323.58	111,270.39	10,529.27	6,588.03
2243 West Central School and Experiment Station—Morris .....	434,326.68	298,285.39	118,947.15	17,094.14	
2244 North Central School and Experiment Station—Grand Rapids .....	244,393.60	176,347.43	57,461.65	10,318.95	265.57
2245 Southern School of Agriculture—Waseca .....	185,519.02	145,360.38	34,357.30	5,801.34	



**STATEMENT OF EXPENDITURES—CURRENT FUNDS**

July 1, 1960 to June 30, 1961

Schedule B-4

Dept. No.	Total	Salaries and Wages	Supplies and Expense	Equipment	Buildings and Improvements
2250 Central Experiment Station .....	300,274.24	130,634.10	123,515.19	37,624.85	8,500.10
Consolidated Hatch Fund .....	611,977.45	487,454.32	92,456.30	32,066.83	
Bankhead-Jones—Section 9(b)3 Fund .....	152,942.66	122,112.88	25,243.92	5,585.86	
General Agricultural Research Fund .....	458,645.35	344,910.36	75,243.53	37,794.02	697.44
Agricultural Research—Rosemount .....	105,334.18	74,025.74	24,536.45	6,771.99	
Hardwood Timber Species Research Fund .....	5,741.54	4,157.53	1,384.01	200.00	
Legume Seed Research Fund .....	32,119.64	22,338.04	7,594.39	2,187.21	
Temporary Investment Fund (Special State).....	5,038.00				5,038.00
2251 Northeast Experiment Station—Duluth .....	132,815.51	73,027.39	48,990.46	8,982.96	1,814.70
2252 Southern Experiment Station—Waseca .....	135,684.25	84,156.49	42,749.12	8,153.15	625.49
2253 Fruit Breeding Farm—Excelsior .....	69,252.68	52,768.24	15,704.44	780.00	
2254 Agricultural Research Center—Rosemount .....	166,092.65	109,049.37	50,384.59	6,658.69	
Temporary Investment Fund (Special State).....	1,605.00			1,605.00	
2255 Lake Itasca Forestry and Biological Station .....	21,446.67	12,375.08	7,154.67	1,318.09	598.83
2256 Cloquet Forest Research Center .....	41,763.57	26,440.14	8,931.30	6,392.13	
Morrill-Nelson Fund .....	3,972.00	3,972.00			
2257 Southwestern Experiment Station—Lamberton.....	1,599.24	1,217.47	.25	33.29	348.23
Special State Appropriation .....	51,090.57	24,445.48	21,241.27	5,128.70	275.12
Temporary Investment Fund (Special State).....	564.10		286.00	278.10	
Total .....	\$ 8,466,282.92	\$ 6,861,140.52	\$ 1,285,179.41	\$ 295,211.48	\$ 24,751.51
<b>Medical Sciences</b>					
2300 Administration .....	66,858.15	62,374.77	4,135.24	348.14	
Temporary Investment Fund (Special State).....	256.93		256.93		
2301 Anatomy .....	169,885.48	158,758.05	8,915.49	2,211.94	
2302 Bacteriology .....	144,762.85	123,283.88	15,356.42	6,122.55	
2303 Medicine .....	208,098.74	197,254.95	9,402.62	1,441.17	
General Agricultural Research Fund .....	14,875.30	12,698.71	2,168.99	7.60	
2304 Obstetrics and Gynecology .....	71,503.65	68,843.99	2,646.16	13.50	
2305 Otolaryngology .....	41,919.02	41,314.45	604.57		
2306 Pathology .....	95,846.73	93,238.15	2,608.58		
2307 Pediatrics .....	124,643.77	119,779.75	4,824.29	39.73	
2308 Pharmacology .....	58,893.58	54,289.26	4,131.74	472.58	
2309 Physiology .....	140,618.86	131,981.72	6,775.82	1,861.32	
2310 School of Public Health .....	290,982.11	263,347.67	26,118.83	1,515.61	
Mayo Public Health Fund .....	6,250.14	6,250.14			
2311 Surgery .....	213,508.50	199,632.04	11,296.55	2,579.91	
2312 School of Nursing .....	198,863.17	192,042.74	5,236.77	1,583.66	
2313 Medical Technology .....	85,768.20	83,403.65	1,333.71	1,030.84	
Training of Laboratory Aides Fund .....	11,801.49	8,201.91	3,132.68	466.90	
Temporary Investment Fund (Special State).....	171.39		36.83	134.56	
2314 Radiology .....	90,404.97	87,359.58	1,979.71	1,065.68	
2315 Psychiatry and Neurology .....	133,917.65	129,430.03	4,399.12	88.50	
Psychiatric Research Fund .....	39,505.49	38,719.38	786.11		
Temporary Investment Fund (Special State).....	11,080.29		2,456.14	8,624.15	
2316 Continuation Medical Education .....	5,658.74	5,132.88	512.72	13.14	
2317 Physiological Chemistry .....	93,344.43	86,115.07	5,720.00	1,509.36	
2318 Physical Medicine and Rehabilitation .....	86,242.30	82,164.12	3,806.51	271.67	
Temporary Investment Fund (Special State) .....	5,954.16		427.87	5,526.29	
2319 Ophthalmology .....	32,310.65	30,433.35	1,843.95	33.35	
2320 Anesthesiology .....	45,626.45	44,841.93	652.25	132.27	
Total .....	\$ 2,489,533.19	\$ 2,320,892.17	\$ 131,566.60	\$ 37,094.42	
<b>University of Minnesota Hospitals</b>					
2400 Administration .....					
Minnesota General Hospital Fund .....	516,281.28	367,323.76	136,544.87	12,412.65	
2401 Professional Care of Patients .....					
Minnesota General Hospital Fund .....	2,930,526.42	2,144,208.66	754,890.87	31,426.89	
2402 X-Ray Diagnosis and Therapy .....					
Minnesota General Hospital Fund .....	403,298.01	204,662.25	170,931.95	27,703.81	

**STATEMENT OF EXPENDITURES—CURRENT FUNDS**

July 1, 1960 to June 30, 1961

Schedule B-4

Dept. No.		Total	Salaries and Wages	Supplies and Expense	Equipment	Buildings and Improvements
2403	Outpatient Department .....	543,653.29	389,744.93	136,838.69	17,069.67	
2404	Social Service					
	Minnesota General Hospital Fund .....	40,072.81	37,583.79	2,489.02		
2405	Hospital Laboratories					
	Minnesota General Hospital Fund .....	654,029.65	376,902.23	265,804.41	11,323.01	
2406	Powell Hall (Nurses' Home)					
	Minnesota General Hospital Fund .....	144,066.64	85,480.01	58,193.48	393.15	
2407	Central Services and Supply					
	Minnesota General Hospital Fund .....	149,749.38	138,234.77	11,514.61		
2408	Pharmacy					
	Minnesota General Hospital Fund .....	487,771.83	69,642.94	417,591.65	537.24	
2409	Food Service					
	Minnesota General Hospital Fund .....	775,936.99	431,311.19	342,429.86	2,195.94	
2410	Electroencephalography					
	Minnesota General Hospital Fund .....	19,757.91	16,748.79	1,755.99	1,253.13	
2411	Maintenance and Operation					
	Minnesota General Hospital Fund .....	728,889.41	289,522.94	433,368.04	5,998.43	
2412	Utilities					
	Minnesota General Hospital Fund .....	58,028.49		58,028.49		
2413	Maintenance and Operation—Mayo Memorial Building					
	Minnesota General Hospital Fund .....	227,811.28	189,220.64	38,309.99	280.65	
2414	Utilities—Mayo Memorial Building					
	Minnesota General Hospital Fund .....	68,163.12		68,163.12		
2415	Minnesota Hospitals—Maintenance and Opera- tion					
	Minnesota General Hospital Fund .....	134,542.96	64,048.82	65,450.95	1,795.01	3,248.18
2418	Bulletins					
	Minnesota General Hospital Fund .....	10,964.97		10,964.97		
2419	Special Medical Services					
	Minnesota General Hospital Fund .....	98,459.75	97,501.24	866.35	92.16	
2420	Psychopathic Hospital					
	Psychopathic Hospital Maintenance Fund .....	612,863.77	483,914.76	125,967.73	2,981.28	
2425	Child Psychiatric Hospital					
	Child Psychiatric Hospital Fund .....	242,004.47	181,413.83	59,703.94	886.70	
2450	University Hospitals—Rehabilitation Center					
	Hospitals Rehabilitation Center Fund .....	390,495.74	302,399.76	84,627.02	3,468.96	
2460	University Hospitals—Multiple Sclerosis Clinic					
	Multiple Sclerosis Fund .....	34,143.00	29,320.54	4,822.46		
2470	Masonic Memorial Hospital					
	Minnesota General Hospital Fund .....	320,412.46	255,548.19	62,827.17	2,037.10	
	<b>Total .....</b>	<b>\$ 9,591,923.63</b>	<b>\$ 6,154,734.04</b>	<b>\$ 3,312,085.63</b>	<b>\$ 121,855.78</b>	<b>\$ 3,248.18</b>
2600	College of Veterinary Medicine .....	764,098.77	592,255.54	132,369.22	36,413.45	3,060.56
	Livestock Sanitary Board Fund .....	68,459.73	64,213.50	4,246.23		
	Temporary Investment Fund (Special State).....	2,113.57		1,737.22	376.35	
	<b>Total .....</b>	<b>\$ 834,672.07</b>	<b>\$ 656,469.04</b>	<b>\$ 138,352.67</b>	<b>\$ 36,789.80</b>	<b>\$ 3,060.56</b>
2700	School of Dentistry .....	\$ 702,754.31	\$ 525,397.22	\$ 108,707.89	\$ 68,649.20	
2800	Law School .....	368,846.35	308,511.19	7,801.29	52,533.87	
	Delinquency Control Fund .....	9,716.14	8,896.34	527.00	292.80	
	<b>Total .....</b>	<b>\$ 378,562.49</b>	<b>\$ 317,407.53</b>	<b>\$ 8,328.29</b>	<b>\$ 52,826.67</b>	
2900	College of Pharmacy .....	\$ 232,672.67	\$ 207,836.24	\$ 16,688.33	\$ 8,148.10	

**STATEMENT OF EXPENDITURES—CURRENT FUNDS**

July 1, 1960 to June 30, 1961

Schedule B-4

Dept. No.	Total	Salaries and Wages	Supplies and Expense	Equipment	Buildings and Improvements
<b>College of Education</b>					
3000 Administration .....	133,392.97	121,298.15	10,253.35	1,647.02	194.45
3001 Agricultural Education .....	40,179.99	35,436.33	4,262.77	480.89	
Smith-Hughes Fund .....	6,627.00	6,627.00			
George-Barden Fund .....	22,368.58	22,368.58			
3002 Art Education .....	54,622.87	49,699.13	4,580.86	342.88	
3003 General Education .....	451,219.12	422,445.91	24,810.89	3,962.32	
George-Barden Fund .....	20,766.00	20,766.00			
3004 Home Economics Education .....	29,831.98	27,789.91	1,995.77	46.30	
Smith-Hughes Fund .....	6,627.00	6,627.00			
George-Barden Fund .....	20,536.00	20,536.00			
3005 Physical Education for Women .....	124,467.18	118,344.19	5,904.54	218.45	
3006 Trade and Industrial Education .....	55,224.91	49,170.73	5,895.75	158.43	
Smith-Hughes Fund .....	6,626.00	6,626.00			
George-Barden Fund .....	12,307.00	12,307.00			
3007 Bureau of Educational Research .....	33,139.62	30,479.02	2,070.36	590.24	
3008 Music Education .....	36,476.09	33,052.86	2,998.56	424.67	
3009 Physical Education for Men .....	53,099.10	53,099.10			
3010 University Elementary School .....	69,670.32	60,384.07	7,604.67	1,681.58	
3011 Psycho-Educational Clinic .....	25,449.87	23,439.08	1,517.25	493.54	
Special Education Training and Research Fund .....	41,730.41	38,919.21	1,311.64	1,499.56	
Temporary Investment Fund (Special State) .....	1,198.82		26.96	1,171.86	
3012 Student Personnel Office .....	70,274.99	69,196.95	1,078.04		
3013 Student Teaching .....	124,415.90	91,651.20	29,991.48	2,773.22	
3020 University High School .....	267,634.15	249,722.14	14,333.23	3,578.78	
3030 Institute of Child Development and Welfare .....	124,062.67	108,958.88	13,004.32	2,099.47	
Institute of Child Development and Welfare Fund .....	36,115.73	34,917.64	1,134.59	63.50	
Parents' Publication Association Fund .....	16,604.79	16,303.40	301.39		
Total .....	\$ 1,884,669.06	\$ 1,730,165.48	\$ 133,076.42	\$ 21,232.71	\$ 194.45
<b>Summer Session</b>					
3100 Summer Session .....	824,557.68	779,000.92	42,023.86	3,532.90	
3101 Summer Research Program .....	12,920.84	12,920.84			
Total .....	\$ 837,478.52	\$ 791,921.76	\$ 42,023.86	\$ 3,532.90	
<b>Graduate School</b>					
3200 Graduate School .....	118,480.85	103,585.90	10,799.47	4,095.48	
3201 Research Grants .....	114,916.54	44,805.75	29,945.34	40,165.45	
Medical Research Fund .....	82,924.08	23,943.95	35,005.97	23,974.16	
General Research Fund .....	100,524.25	73,061.36	15,420.62	12,042.27	
Temporary Investment Fund (Special State) .....	3,511.93		838.53	2,673.40	
3204 Social Science Research Center .....	12,465.15	9,491.66	2,790.81	182.68	
Total .....	\$ 432,822.80	\$ 254,888.62	\$ 94,800.74	\$ 83,133.44	
<b>Mayo Foundation Funds</b>					
3210 Administration .....	7,215.75	7,200.00	15.75		
3211 Bacteriology .....	5,400.00	5,400.00			
3212 Physiological Chemistry .....	22,800.00	22,800.00			
3213 Biophysics .....	16,800.00	16,800.00			
3214 Physiology .....	46,800.00	46,800.00			
3216 Pathology .....	21,600.00	21,600.00			
3217 Surgery .....	4,800.00	4,800.00			
3218 Public Health .....	10,000.08	10,000.08			
3219 Anatomy .....	4,800.00	4,800.00			
3220 Fellowship Grants—Mayo .....	508,611.25	508,611.25			
Total .....	\$ 648,827.08	\$ 648,811.33	\$ 15.75		

**STATEMENT OF EXPENDITURES—CURRENT FUNDS**

July 1, 1960 to June 30, 1961

**Schedule B-4**

Dept. No.	Total	Salaries and Wages	Supplies and Expense	Equipment	Buildings and Improvements
<b>School of Business Administration</b>					
3300 Administration .....	123,354.79	93,392.94	23,759.96	6,201.89	
Business and Economic Research Fund .....	17,561.26	8,945.20	7,207.71	1,408.35	
3302 Business Administration .....	326,634.31	325,357.72	1,269.18	7.41	
3303 Economics .....	207,915.23	205,373.50	2,476.73	65.00	
Business and Economic Research Fund .....	5,915.16	5,915.16			
3304 Industrial Relations Center .....	94,775.72	83,095.75	10,448.98	1,230.99	
Industrial Relations Education Fund .....	38,427.28	29,971.98	8,052.23	403.07	
Total .....	\$ 814,583.75	\$ 752,052.25	\$ 53,214.79	\$ 9,316.71	
3400 University of Minnesota, Morris .....	124,598.28	105,323.87	12,920.17	6,354.24	
Gift Funds .....	32,363.42		12,907.26	19,456.16	
Total .....	\$ 156,961.70	\$ 105,323.87	\$ 25,827.43	\$ 25,810.40	
3500 University College .....	\$ 3,508.87	\$ 3,418.79	\$ 90.08		
3600 General College of the University .....	\$ 499,319.76	\$ 475,510.37	\$ 17,478.74	\$ 6,330.65	
<b>University of Minnesota, Duluth</b>					
3700 Administration .....	119,549.29	104,092.93	11,899.71	3,556.65	
3701 Library .....	94,132.93	58,764.32	3,823.37	31,545.24	
3702 Office of Student Personnel Services .....	115,806.29	102,913.95	9,628.44	3,263.90	
3703 Division of Education and Psychology .....	391,117.91	344,285.20	34,368.61	12,464.10	
George-Barden Fund .....	6,704.00	6,704.00			
3704 Science and Mathematics .....	294,960.31	275,191.60	14,903.40	4,865.31	
3705 Athletics .....					
Physical Education Fund—Duluth .....	58,357.85	11,553.59	46,743.61	60.65	
3706 Humanities Division .....	326,639.33	310,836.48	12,480.13	3,322.72	
3707 Social Studies .....	202,031.93	195,528.56	5,940.08	563.29	
3710 Military Service .....	937.44	157.44	634.33	145.67	
3711 News Service .....	20,485.13	20,069.05	376.08	40.00	
<b>Physical Plant</b>					
3770 Administration .....	21,535.49	19,288.61	2,035.28	211.60	
3780 Repairs and Maintenance .....	138,094.78	58,600.93	46,846.77	9,581.04	23,066.04
3781 Custodial .....	118,682.62	109,732.80	8,949.82		
3782 Utilities .....	44,230.28		44,230.28		
3783 Heat .....	123,191.13	72,284.69	50,032.42	874.02	
3784 Telephones and Telegraph .....	15,701.78	5,191.05	10,510.73		
3785 Transportation .....	3,600.00		3,600.00		
3790 Duluth Campus Maintenance .....	97,854.47	37,258.82	17,581.06	130.46	42,884.13
Total .....	\$ 2,193,612.96	\$ 1,732,454.02	\$ 324,584.12	\$ 70,624.65	\$ 65,950.17
<b>Military and Naval Departments</b>					
3800 Military Science (Army) .....	7,419.81	6,402.00	1,008.26	9.55	
3801 Naval Science .....	5,021.68	3,378.85	1,032.64	610.19	
3802 Air Science .....	8,188.98	6,472.57	1,703.82	12.59	
Total .....	\$ 20,630.47	\$ 16,253.42	\$ 3,744.72	\$ 632.33	
<b>Physical Education</b>					
3900 Physical Education for Men .....	32,931.50	25,416.78	5,340.95	2,173.77	
Intercollegiate Athletics Fund .....	492,630.86	402,060.69	86,023.19	1,328.86	3,218.12
3901 Football .....	56,267.35		56,267.35		
3902 Basketball .....	33,064.66		33,064.66		
3903 Track and Cross Country .....	11,212.64		11,212.64		
3904 Baseball .....	14,723.05		14,723.05		
3905 Swimming .....	10,288.92		10,288.92		

**STATEMENT OF EXPENDITURES—CURRENT FUNDS**

July 1, 1960 to June 30, 1961

Schedule B-4

Dept. No.	Total	Salaries and Wages	Supplies and Expense	Equipment	Buildings and Improvements
3906 Hockey	27,024.68		27,024.68		
3907 Wrestling	6,850.68		6,850.68		
3908 Gymnastics	4,430.58		4,430.58		
3909 Tennis	3,575.70		3,575.70		
3910 Golf	3,418.88		3,418.88		
3911 Intercollegiate Athletics	107,090.17		101,873.85	5,216.32	
3912 State Employees Retirement Costs	12,744.39		12,744.39		
3913 Public Relations—Athletics	21,288.13		21,288.13		
3914 Athletic Publicity	7,515.45	1,499.94	6,001.81	13.70	
3915 Radio and Television	4,665.26		4,665.26		
3916 Athletic Programs	22,396.49	640.58	21,755.91		
3917 Ice Rink	25,010.72	18,123.73	6,886.99		
3919 Student Aid—Athletics	109,500.87	6,931.50	102,569.37		
3920 Intramural	3,984.64		3,935.82	48.82	
Intercollegiate Athletics Fund	1,473.85		1,279.25	194.60	
3921 Physical Education—St. Paul	24,998.60	23,608.22	1,355.99	34.39	
7236 Tennis Courts	4,134.48	1,818.77	2,315.71		
7414 Men's Gym Towel Fund	12,869.63	9,354.01	3,515.62		
7419 Gym Towel Fund—St. Paul	664.16		664.16		
7430 University Recreation Field	77,712.94	43,896.00	33,148.66	668.28	
7492 Athletic Department Revolving Fund	243,377.30	11,821.80	231,155.50	400.00	
<b>Total</b>	<b>\$ 1,375,846.58</b>	<b>\$ 545,172.02</b>	<b>\$ 817,377.70</b>	<b>\$ 10,078.74</b>	<b>\$ 3,218.12</b>
<b>Extension Instruction</b>					
<b>Extension Division</b>					
4000 Administration	52,173.03	48,237.67	2,579.50	1,355.86	
4001 Extension Classes	739,914.85	603,923.35	124,888.73	11,102.77	
4002 Correspondence Study Instruction	137,687.25	112,992.85	22,145.26	2,549.14	
4003 Drama Advisory Service	15,764.70	12,860.26	2,663.04	241.40	
4004 Radio Broadcasting	281,075.95	178,712.95	79,646.59	22,716.41	
4005 Municipal Reference Bureau	20,430.25	20,430.25			
4006 Center for Continuation Study	234,727.57	97,188.81	135,252.12	2,286.64	
4007 Audio-Visual Extension Service	158,809.18	65,768.95	23,041.17	69,999.06	
4008 State Organization Service	57,236.11	40,242.20	16,962.96	30.95	
4009 Continuation Medical Education—Support	12,920.44	10,425.92	1,951.77	542.75	
4011 Extension—X-Ray Technician Instruction	11,649.32	11,609.42	14.90	25.00	
<b>Total</b>	<b>\$ 1,722,388.65</b>	<b>\$ 1,202,392.63</b>	<b>\$ 409,146.04</b>	<b>\$ 110,849.98</b>	
<b>Physical Plant Operation and Maintenance</b>					
<b>Minneapolis Campus</b>					
6000 Administration	174,976.53	170,419.52	4,422.24	134.77	
6001 Telephones and Telegraph	179,333.36	44,683.55	134,640.67	9.14	
<b>Total</b>	<b>\$ 354,309.89</b>	<b>\$ 215,103.07</b>	<b>\$ 139,062.91</b>	<b>\$ 143.91</b>	
6100 Repairs and Maintenance	1,006,661.35	57,266.76	817,184.35	38,495.18	93,715.06
Temporary Investment Fund (Special State)	1,562.98		1,562.98		
6101 Custodial	673,819.85	638,673.43	31,270.07	3,876.35	
Intercollegiate Athletics Fund	1,129.89	1,129.89			
6102 Utilities	308,184.46		308,184.46		
6103 Heat	324,384.19	122,022.46	201,324.23	997.90	39.60
6104 Repairs and Maintenance—Tunnels	32,175.81	28,804.03	3,371.78		
6105 General Expense	48,892.36		46,742.65	2,149.71	
6106 Heating Plant—Dock Facilities	6,694.09		1,438.60		5,255.49
<b>Mayo Memorial Building</b>					
6110 Repairs and Maintenance	66,470.75	24,790.98	40,334.29	1,345.48	
6111 Custodial	65,204.61	55,804.61	9,400.00		
6112 Utilities	48,586.31		48,586.31		
6113 Heat	42,089.72		40,808.42	164.00	1,117.30
6114 Telephones and Telegraph	17,728.11	5,384.77	12,343.34		

**STATEMENT OF EXPENDITURES—CURRENT FUNDS**

July 1, 1960 to June 30, 1961

Schedule B-4

Dept. No.		Total	Salaries and Wages	Supplies and Expense	Equipment	Buildings and Improvements
6120	Repairs and Maintenance—Variety Club Heart Hospital, 4th Floor .....	18,755.10		18,679.58	75.52	
6121	Custodial—Variety Club Heart Hospital, 4th Floor .....	7,152.00	6,948.00	204.00		
6140	Repairs and Maintenance—Medical School Space—Hospital .....	4,910.64		4,893.51	17.13	
6141	Custodial—Medical School Space—Hospital .....	1,613.00	1,350.00	263.00		
6160	Repairs and Maintenance—Animal Research Laboratories .....	37,810.02		36,168.28	1,641.74	
6161	Custodial—Animal Research Laboratories .....	3,025.62	3,025.62			
6700	1005 5th St. S.E. ....	7,358.73	5,785.81	1,572.92		
6707	President's Residence—Eastcliff .....	52,154.57	5,653.31	19,082.79	15,722.87	11,695.60
	<b>Total</b> .....	<b>\$ 2,776,364.16</b>	<b>\$ 956,639.67</b>	<b>\$ 1,643,415.56</b>	<b>\$ 64,485.88</b>	<b>\$ 111,823.05</b>
6200	Minneapolis Campus Maintenance .....	160,157.26	10,925.04	125,195.66	17,175.23	6,861.33
6200	Athletic Field .....	70,152.94		68,971.24	472.95	708.75
6100	Williams Arena .....	70,320.09		70,303.09	17.00	
6100	Cooke Hall .....	12,429.88		12,190.30	239.58	
6100	Stadium .....	48,428.05		48,218.20	209.85	
6100	Indoor Practice Building .....	11,603.20		11,603.20		
6100	Delta Field Locker Building .....	340.33		340.33		
6102	Williams Arena .....	24,133.95		24,133.95		
6102	Cooke Hall .....	13,742.33		13,742.33		
6102	Stadium .....	2,017.41		2,017.41		
6102	Indoor Practice Building .....	8,525.33		8,525.33		
6102	Delta Field Athletic Building .....	604.70		604.70		
6102	Athletic Fields .....	6,496.90		6,496.90		
	<b>Total</b> .....	<b>\$ 428,952.37</b>	<b>\$ 10,925.04</b>	<b>\$ 392,342.64</b>	<b>\$ 18,114.61</b>	<b>\$ 7,570.08</b>
	<b>Grand Total—Minneapolis Campus</b> .....	<b>\$ 3,559,626.42</b>	<b>\$ 1,182,667.78</b>	<b>\$ 2,174,821.11</b>	<b>\$ 82,744.40</b>	<b>\$ 119,393.13</b>
<b>St. Paul Campus</b>						
6400	Administration .....	13,273.26	13,187.99	85.27		
6401	Telephones and Telegraph .....	43,371.72	7,554.85	35,816.87		
	<b>Total</b> .....	<b>\$ 56,644.98</b>	<b>\$ 20,742.84</b>	<b>\$ 35,902.14</b>		
6500	Repairs and Maintenance .....	316,127.76	15,588.00	278,192.25	2,199.77	20,147.74
6501	Custodial .....	198,527.57	187,885.47	9,001.24	1,640.86	
6502	Utilities .....	81,683.99		81,683.99		
6503	Heat .....	235,140.62	105,066.45	126,555.19	3,518.98	
6504	General Expense .....	12,157.44		11,257.40	900.04	
	<b>Total</b> .....	<b>\$ 843,637.38</b>	<b>\$ 308,539.92</b>	<b>\$ 506,690.07</b>	<b>\$ 8,259.65</b>	<b>\$ 20,147.74</b>
6600	St. Paul Campus Maintenance .....	90,882.17		74,548.88	12.63	16,320.66
6701	University Farm General Service and Maintenance .....	63,875.57	48,500.40	14,546.86	828.31	
	<b>Total</b> .....	<b>\$ 154,757.74</b>	<b>\$ 48,500.40</b>	<b>\$ 89,095.74</b>	<b>\$ 840.94</b>	<b>\$ 16,320.66</b>
	<b>Grand Total—St. Paul Campus</b> .....	<b>\$ 1,055,040.10</b>	<b>\$ 377,783.16</b>	<b>\$ 631,687.95</b>	<b>\$ 9,100.59</b>	<b>\$ 36,468.40</b>
<b>Other</b>						
<b>Rosemount Research Center—</b>						
6750	Administration .....	53,102.37	50,681.58	2,420.79		
6751	Telephones and Telegraph .....	11,494.01	4,104.82	7,389.19		
6752	Maintenance and Operation .....	185,299.01	161,253.57	22,787.08	1,258.36	
6753	Land and Housing .....	23,505.12		22,831.19	39.90	634.03
6754	Land Reclamation Projects .....	12,833.50		12,833.50		
6755	Unabrogated Lands and Buildings .....	12,818.67		12,818.67		
6756	Steam Plant and Residual Government Interest .....	23,663.92	3,136.12	527.80		20,000.00
6765	University Flight Activities .....	51,774.93	33,637.89	15,047.94	3,089.10	
	<b>Total</b> .....	<b>\$ 374,491.53</b>	<b>\$ 252,813.98</b>	<b>\$ 96,656.16</b>	<b>\$ 4,387.36</b>	<b>\$ 20,634.03</b>

**STATEMENT OF EXPENDITURES—CURRENT FUNDS**

July 1, 1960 to June 30, 1961

Schedule B-4

Dept. No.	Total	Salaries and Wages	Supplies and Expense	Equipment	Buildings and Improvements
<b>For Other Purposes</b>					
<b>University Services</b>					
7002 Coffman Union Food Service .....	342.41		342.41		
7207 University Health Service—Medical .....	48,862.90	43,414.08	4,933.34	515.48	
7302 Photographic Laboratory—St. Paul Campus .....	6,370.80	6,370.80			
7305 University Press .....	1,500.00		1,500.00		
7319 Audio-Visual Education Service .....	76,963.09	64,572.04	4,608.12	7,782.93	
7408 Military Uniforms Salvage .....	593.22		593.22		
7478 Numerical Analysis Center .....	16,639.55	13,500.00	3,139.55		
7506 Poultry and Feed Revolving Fund .....	1,920.96			1,920.96	
7508 Agricultural Short Courses .....	37,811.08	31,983.08	5,828.00		
<b>Total</b> .....	<b>\$ 191,004.01</b>	<b>\$ 159,840.00</b>	<b>\$ 20,944.64</b>	<b>\$ 10,219.37</b>	
<b>Trust Funds</b>					
9214 Minnesota Institute of Research .....	37,653.84	18,074.41	5,278.03	14,301.40	
9279 Max C. Fleischmann Foundation—Cedar Creek Natural History Area .....	4,462.00	4,356.00		106.00	
9999 Research Contract Service Costs .....	3,522.56		3,522.56		
<b>Total</b> .....	<b>\$ 45,638.40</b>	<b>\$ 22,430.41</b>	<b>\$ 8,800.59</b>	<b>\$ 14,407.40</b>	
<b>Research—Endowed</b>					
Science, Literature, and the Arts .....	2,676.00	827.46	1,749.54	99.00	
Institute of Technology .....	3,683.83	1,692.32	1,991.51		
Institute of Agriculture .....	3,833.44	1,819.88	1,671.56	342.00	
College of Medical Sciences .....	191,400.52	117,219.42	37,275.45	36,905.65	
College of Pharmacy .....	986.00		986.00		
Graduate School .....	12,460.55	6,020.89	6,091.23	130.58	217.85
Unassigned .....	1,506.82	196.56	1,310.26		
<b>Total</b> .....	<b>\$ 216,547.16</b>	<b>\$ 127,776.53</b>	<b>\$ 51,075.55</b>	<b>\$ 37,477.23</b>	<b>\$ 217.85</b>
<b>Research—Gifts</b>					
Science, Literature, and the Arts .....	670,780.80	401,354.82	230,627.56	38,798.42	
Institute of Technology .....	4,839,290.24	2,603,598.47	1,871,365.70	364,326.07	
Institute of Agriculture .....	1,260,483.87	743,248.91	371,490.40	146,413.84	669.28
College of Medical Sciences .....	5,910,955.69	3,250,525.68	2,122,496.01	537,934.00	
School of Dentistry .....	94,249.64	63,196.44	23,762.44	7,290.76	
College of Pharmacy .....	52.97		52.97		
College of Education .....	291,156.41	179,313.39	110,545.91	1,297.11	
School of Business Administration .....	354,109.73	242,333.64	106,099.80	5,676.29	
Graduate School .....	605,365.70	341,012.98	218,665.45	45,022.27	665.00
Unassigned .....	347,784.02	195,123.91	116,014.66	36,645.45	
<b>Total</b> .....	<b>\$14,374,229.07</b>	<b>\$ 8,019,708.24</b>	<b>\$ 5,171,120.90</b>	<b>\$1,183,404.21</b>	<b>\$ 4.28</b>
<b>Student Aid—Endowed</b>					
Fellowships, Scholarships, and Prizes .....	177,502.83	25,339.49	151,501.70	661.64	
<b>Student Aid—Gifts</b>					
Fellowships, Scholarships, and Prizes .....	919,230.56	422,166.45	483,557.20	13,506.91	
<b>Other Trust Funds</b>					
Educational Services—Endowed .....	140,171.25	23.99	137,368.45	2,678.81	100.00
Educational Services—Gifts .....	3,900,375.95	1,592,284.69	2,134,666.84	173,345.10	79.32
<b>Total</b> .....	<b>\$ 5,137,280.59</b>	<b>\$ 2,039,814.62</b>	<b>\$ 2,907,094.19</b>	<b>\$ 190,192.46</b>	<b>\$ 179.32</b>
<b>Auxiliary Enterprises and Revolving Funds</b>					
<b>Total Current Expenditures</b> .....	<b>\$87,157,376.55</b>	<b>\$53,106,118.93</b>	<b>\$30,283,731.73</b>	<b>\$3,335,108.34</b>	<b>\$ 432,417.55</b>
<b>Total Plant Fund Expenditures</b> .....	<b>7,071,288.38</b>		<b>416,516.42</b>	<b>542,735.98</b>	<b>6,112,035.98*</b>
<b>Total</b> .....	<b>\$94,228,664.93</b>	<b>\$53,106,118.93</b>	<b>\$30,700,248.15</b>	<b>\$3,877,844.32</b>	<b>\$6,544,453.53</b>

\* Includes Expenditures for Land of \$130,033.54.

**STATEMENT OF INCOME AND EXPENDITURES**  
**AUXILIARY ENTERPRISES**  
**July 1, 1960 to June 30, 1961**

Schedule B-5

Summary	Balance July 1, 1960	Income	Expenditures	Transfers
Auxiliary Enterprises—Dormitories and Dining Halls .....	\$ 498,940.95	\$ 3,022,234.00	\$ 2,910,335.12	\$ 132,927.93—
Auxiliary Enterprises—Student .....	490,948.34	4,283,159.70	3,915,030.88	217,066.13—
Auxiliary Enterprises—General .....	658,977.35	4,178,275.79	3,969,362.52	217,650.14—
Revolving Funds .....	869,203.70	2,892,299.26	2,216,448.40	682,740.66—
<b>Project Revenue Fund Accounts</b>				
Commonwealth Terrace—Phase I				
Project Revenue Fund Account .....	59,062.48	90,502.49	29,653.67	78,814.30—
Interest Account .....			26,141.50	26,141.50
Bailey Hall and Food Services—St. Paul				
Project Revenue Fund Account .....	37,614.46	412,873.80	375,549.64	9,668.31—
Interest Account .....			27,208.50	27,208.50
Territorial Hall				
Project Revenue Fund Account .....	26,485.50	324,643.38	237,373.77	33,058.58—
Interest Account .....			52,954.69	52,954.69
Addition to Comstock Hall				
Project Revenue Fund Account .....	39,436.75	254,042.76	187,561.84	117,073.56—
Interest Account .....			28,514.06	28,514.06
Addition—Duluth Dormitory				
Project Revenue Fund Account .....	2,192.35	37,145.79	16,631.41	21,561.51—
Interest Account .....			9,651.25	9,651.25
Frontier Hall				
Project Revenue Fund Account .....	17,574.95	353,270.71	239,624.17	91,762.46—
Interest Account .....			49,100.43	49,100.43
Commonwealth Terrace—Phase II				
Project Revenue Fund Account .....	31,583.79	106,257.49	33,426.09	113,762.08—
Interest Account .....			30,867.70	30,867.70
Total .....	\$2,732,020.62	\$15,954,705.17	\$14,355,435.64	\$1,491,647.53—
Athletics—Minneapolis .....	73,021.88	1,584,222.57	1,583,856.84	140,479.59
Athletics—Duluth .....	2,569.02	57,930.19	58,357.85	
Total .....	\$2,807,611.52	\$17,596,857.93	\$15,997,650.33	\$1,351,167.94—



**STATEMENT OF INCOME AND EXPENDITURES**  
**AUXILIARY ENTERPRISES**  
**July 1, 1960 to June 30, 1961**

Schedule B-5

Balance June 30, 1961 Obligated	Unobligated	Expenditures				
		Total	Salaries and Wages	Supplies and Other Expense	Equipment	Buildings and Improvements
\$ 80,746.57	\$ 397,165.33	\$ 2,910,335.12	\$1,071,282.49	\$ 1,816,046.95	\$ 18,893.85	\$ 4,111.83
118,745.78	523,265.25	3,915,030.88	1,434,128.25	2,374,834.12	89,876.68	16,191.83
201,453.53	448,786.95	3,969,362.52	1,329,425.47	2,437,335.63	77,576.00	125,025.42
140,055.96	722,257.94	2,216,448.40	607,031.43	1,533,873.53	74,399.67	1,143.77
326.50	40,770.50	29,653.67 26,141.50	10,547.27	18,873.06 26,141.50	64.28—	297.62
649.26	64,621.05	375,549.64 27,208.50	141,118.12	222,802.24 27,208.50	11,629.28	
997.88	79,698.65	237,373.77 52,954.69	28,855.83	208,497.77 52,954.69	20.17	
	11,155.89—	187,561.84 28,514.06		187,561.84 28,514.06		
	1,145.22	16,631.41 9,651.25	7,234.67	9,396.74 9,651.25		
142.10	39,316.93	239,624.17 49,100.43	24,630.99	214,842.63 49,100.43	150.55	
	9,346.89—	33,426.09 30,867.70		33,356.86 30,867.70	69.23	
<b>\$543,117.58</b>	<b>\$2,296,525.04</b>	<b>\$14,355,435.64</b>	<b>\$4,654,254.52</b>	<b>\$ 9,281,859.50</b>	<b>\$272,551.15</b>	<b>\$146,770.47</b>
209,881.67	3,985.53	1,583,856.84	497,276.91	1,073,891.92	8,761.14	3,926.87
796.56	1,344.80	58,357.85	11,553.59	46,743.61	60.65	
<b>\$753,795.81</b>	<b>\$2,301,855.37</b>	<b>\$15,997,650.33</b>	<b>\$5,163,085.02</b>	<b>\$10,402,495.03</b>	<b>\$281,372.94</b>	<b>\$150,697.34</b>

**STATEMENT OF THE INTERCOLLEGIATE ATHLETICS FUND**

July 1, 1960 to June 30, 1961

Schedule B-6

<b>Balance at Beginning of Year:</b>		
Reserved for Open Requisitions .....	\$ 24,273.58	
Reserved for Authorizations in Process .....	28,748.30	
Unallotted Funds .....	20,000.00	
<b>Balance .....</b>		<b>\$ 73,021.88</b>
<b>Income</b>		
Student-Staff Privilege Books .....	129,981.50	
Football .....	688,487.38	
Basketball .....	105,209.71	
Hockey .....	57,533.46	
Baseball .....	3,637.35	
Other Sports .....	2,983.44	
Ice Rink .....	42,073.35	
Tennis Court .....	4,499.68	
University Recreation Field .....	68,056.57	
Athletic Programs .....	46,374.68	
Radio and Television .....	133,781.76	
Rent .....	16,664.98	
Interest on Temporary Investments .....	22,194.45	
Mailing Fees .....	5,321.52	
Gym Towels .....	10,044.15	
Rose Bowl Receipts .....	137,067.76	
Rose Bowl Band Trip Donations .....	29,722.00	
Revolving Fund Receipts .....	75,793.46	
Other Miscellaneous Income .....	4,795.37	
<b>Total Income .....</b>		<b>1,584,222.57</b>
		<b>\$1,657,244.45</b>
<b>Expenditures:</b>		
Salaries .....	497,276.91	
Supplies and Materials .....	125,639.67	
Communication Service .....	23,625.03	
Travel .....	191,069.09	
Transportation .....	949.68	
Utilities .....	56,917.55	
Rent .....	4,071.16	
Repairs .....	240,016.49	
Other Current Expense .....	431,484.22	
Equipment .....	8,761.14	
Land and Buildings .....	3,926.87	
Publications .....	119.03	
<b>Total Expense .....</b>		<b>1,583,856.84</b>
		<b>\$ 73,387.61</b>
<b>Transfers .....</b>		<b>140,479.59</b>
<b>Ending Balance .....</b>		<b>\$ 213,867.20</b>
<b>Ending Balance:</b>		
Reserved for Open Requisitions .....	\$ 41,040.55	
Reserved for Open Authorizations .....	168,841.12	
Unencumbered Allotments .....	3,985.53	
<b>Ending Balance .....</b>		<b>\$ 213,867.20</b>

## CURRENT EXPENDITURES—SALARIES AND WAGES

June 30, 1960 to July 1, 1961

Schedule B-7

	Grand Total	Civil Service	Total Academic	Administration Deans and Directors
Administration .....	\$ 1,955,143.03	\$ 1,484,844.72	\$ 470,298.31	\$164,378.12
General University .....	1,477,622.67	1,227,904.40	249,718.27	50,250.24
Science, Literature, and the Arts .....	4,044,595.78	362,622.85	3,681,972.93	21,700.08
Institute of Technology .....	3,452,919.20	663,558.74	2,789,360.46	26,848.20
Institute of Agriculture .....	2,422,003.90	477,536.83	1,944,467.07	22,250.16
Agricultural Extension .....	1,923,735.21	153,115.34	1,770,619.87	
Crookston .....	322,323.58	178,288.64	144,034.94	
Morris .....	298,285.39	174,787.15	123,498.24	
Grand Rapids .....	176,347.43	99,525.53	76,821.90	
Waseca—School of Agriculture .....	145,360.38	44,429.46	100,930.92	
Central Experiment Station .....	1,185,632.97	440,084.32	745,548.65	
Duluth—Experiment Station .....	73,027.39	52,117.39	20,910.00	
Waseca—Experiment Station .....	84,156.49	75,776.41	8,380.08	
Excelsior .....	52,768.24	45,268.24	7,500.00	
Rosemount Research Center .....	109,049.37	89,131.29	19,918.08	
Lake Itasca .....	12,375.08	9,765.19	2,609.89	
Cloquet Forest Research Center .....	30,412.14	15,723.27	14,688.87	
Lamberton .....	25,662.95	15,995.20	9,667.75	
Medical School .....	2,320,892.17	369,909.95	1,950,982.22	22,625.28
University of Minnesota Hospitals .....	6,154,734.04	5,673,601.21	481,132.83	37,000.08
Veterinary Medicine .....	656,469.04	184,490.77	471,978.27	20,000.16
Dentistry .....	525,397.22	135,162.98	390,234.24	19,500.00
Law .....	317,407.53	68,001.64	249,405.89	24,893.28
Pharmacy .....	207,836.24	41,463.27	166,372.97	20,296.08
Education .....	1,464,139.94	173,811.57	1,290,328.37	20,000.16
University High School .....	249,722.14	15,751.76	233,970.38	
Summer Session .....	791,921.76	25,227.98	766,693.78	16,050.00
Graduate School .....	903,699.95	102,330.17	801,369.78	18,625.00
Business Administration .....	752,052.25	91,170.23	660,882.02	20,854.17
University College .....	3,418.79	3,418.79		
General College .....	475,510.37	30,293.70	445,216.67	18,000.00
Duluth .....	1,732,454.02	630,744.48	1,101,709.54	18,000.00
Morris .....	105,323.87	22,656.77	82,667.10	
Military Science .....	16,253.42	16,253.42		
Physical Education .....	478,281.44	207,142.84	271,138.60	
Other Departments .....	249,160.99	166,796.50	82,364.49	
Total Residence Instruction and Research .....	\$35,196,096.38	\$13,568,703.00	\$21,627,393.38	\$541,271.01
Extension Instruction .....	\$ 1,202,392.63	\$ 427,099.18	\$ 775,293.45	\$ 17,375.00
Physical Plant				
Minneapolis Campus .....	1,178,456.63	1,154,170.98	24,285.65	22,178.16
St. Paul Campus .....	381,994.31	376,494.47	5,499.84	5,499.84
Rosemount Research Center .....	219,176.09	219,176.09		
Other Non-Campus Properties .....	33,637.89	33,637.89		
Total Physical Plant .....	\$ 1,813,264.92	\$ 1,783,479.43	\$ 29,785.49	\$ 27,678.00
Subtotal .....	\$38,211,753.93	\$15,779,281.61	\$22,432,472.32	\$586,324.01
University Services .....	4,654,254.52	4,365,044.78	289,209.74	17,624.88
Endowments .....	205,951.10	56,943.59	149,007.51	
Gifts .....	10,034,159.38	3,916,440.99	6,117,718.39	2,691.03
Grand Total .....	\$53,106,118.93	\$24,117,710.97	\$28,988,407.96	\$606,639.92
Equivalent Full-time Number .....	9,686	5,698	3,988	32
Average Salary .....	\$ 5,483	\$ 4,233	\$ 7,269	\$ 19,242

**CURRENT EXPENDITURES—SALARIES AND WAGES**

June 30, 1960 to July 1, 1961

Schedule B-7

Professors	Associate Professors	Assistant Professors	Instructors	Assistants	Agriculture Extension Assistants	Medical Fellows	Miscellaneous
\$ 47,116.11	\$ 92,956.65	\$ 105,984.62	\$ 30,607.15	\$ 29,255.66			
12,900.00	31,585.20	100,209.62	40,884.73	13,888.48			
1,323,596.46	630,140.73	486,850.01	458,700.17	692,914.59			\$ 68,070.89
917,778.81	525,133.43	430,190.45	229,322.14	543,723.05			116,364.38
900,839.61	399,439.39	297,983.53	215,863.24	99,973.01	\$ 3,118.09		5,000.04
97,310.64	251,292.06	160,585.31	119,592.04	1,821.25	1,140,018.57		
12,199.20	14,320.32	71,995.68	45,189.74				330.00
11,600.16	10,600.08	68,737.48	31,960.52	600.00			
	11,500.08	16,150.08	49,171.74				
	3,850.08	35,216.08	61,864.76				
95,253.83	69,041.92	63,637.87	145,403.30	371,561.73	650.00		
13,260.00		7,650.00					
1,230.00	7,150.08						
	7,500.00						
13,200.00			6,718.08				
2,609.89							
974.16		12,912.29		802.42			
	9,600.00			67.75			
758,939.58	293,018.98	371,254.00	240,430.78	62,626.32		\$ 192,070.13	10,017.15
64,616.57	37,244.52	125,048.01	95,714.00	2,318.67		64,300.13	54,890.85
189,644.76	86,934.24	43,521.04	127,562.10	4,315.97			
187,073.00	43,300.92	67,971.72	53,609.30	5,499.56		2,242.62	11,037.12
178,382.77	10,283.35	19,000.29	2,179.50	5,492.66			9,174.04
93,145.05	11,250.00	20,493.18		20,188.64			1,000.02
411,930.27	222,454.06	168,700.28	310,033.74	133,715.07			23,494.79
19,847.09	11,348.10	8,600.00	192,209.87	1,965.32			
189,202.62	141,904.38	155,600.00	115,925.76	97,769.28			50,241.74
108,615.37	22,134.00	19,891.60	18,916.74	104,575.82		508,611.25	
218,410.84	137,742.18	47,477.69	71,475.25	91,771.09			73,150.80
40,775.40	52,080.54	121,617.84	148,336.06	57,606.79			6,800.04
294,634.80	236,444.11	270,382.62	257,791.58	8,547.91			15,908.52
		16,020.18	52,847.50	199.40			13,600.02
66,383.52	44,219.28	36,329.38	55,031.32	7,543.08			61,632.02
18,373.02	19,023.12		32,530.78	12,437.57			
<b>\$6,289,843.53</b>	<b>\$3,433,491.80</b>	<b>\$3,350,010.85</b>	<b>\$3,209,871.89</b>	<b>\$2,371,181.09</b>	<b>\$1,143,786.66</b>	<b>\$ 767,224.13</b>	<b>\$ 520,712.42</b>
<b>\$ 167,566.52</b>	<b>\$ 135,553.02</b>	<b>\$ 154,917.44</b>	<b>\$ 164,744.30</b>	<b>\$ 25,448.90</b>			<b>\$ 109,688.27</b>
		1,442.16		665.33			
		\$ 1,442.16		\$ 665.33			
<b>\$6,457,410.05</b>	<b>\$3,569,044.82</b>	<b>\$3,506,370.45</b>	<b>\$3,374,616.19</b>	<b>\$2,397,295.32</b>	<b>\$1,143,786.66</b>	<b>\$ 767,224.13</b>	<b>\$ 630,400.69</b>
22,175.99	57,553.14	44,787.78	98,611.95	27,286.80	5,834.92	14,322.20	1,012.08
95,840.70	499.68	14,028.00	10,332.47	6,521.07		1,039.54	20,746.05
872,764.64	561,121.02	885,724.04	1,397,102.30	1,238,985.08	25,180.24	684,857.98	449,292.06
<b>\$7,448,191.38</b>	<b>\$4,188,218.66</b>	<b>\$4,450,910.27</b>	<b>\$4,880,662.91</b>	<b>\$3,670,088.27</b>	<b>\$1,174,801.82</b>	<b>\$1,467,443.85</b>	<b>\$1,101,450.88</b>
575	438	560	751	868	184	436	144
<b>\$ 12,950</b>	<b>\$ 9,552</b>	<b>\$ 7,942</b>	<b>\$ 6,497</b>	<b>\$ 4,230</b>	<b>\$ 6,389</b>	<b>\$ 3,364</b>	<b>\$ 7,645</b>

**SUMMARY STATEMENT OF CURRENT FUNDS**

**FEDERAL APPROPRIATIONS**

**July 1, 1960 to June 30, 1961**

Schedule B-8

Fund No.	Balance at Beginning of Year	Schedule B-1 Income	
		Appropriations	Other
202 Smith-Lever Fund Amended	\$ 3,732.49	\$1,469,532.00	\$21.04—
203 Consolidated Hatch Fund	23,367.12	604,782.00	
207 Morrill-Nelson Act		50,000.00	
210 Bankhead-Jones Instruction		49,750.80	
216 Bankhead-Jones, Section 9(b) 3 Act	1,396.30	159,175.00	
217 Research and Marketing Act—Extension	329.40	28,150.00	
100 Smith-Hughes Act		19,880.00	
100 George-Barden Act		75,977.58	
100 George-Barden Act—Duluth		6,704.00	
<b>Total</b>	<b>\$28,825.31</b>	<b>\$2,463,951.38</b>	<b>\$21.04—</b>

\* Includes \$71.31 expended in Special State Funds (Transfer of Funds No. 9296)

\*\* Includes \$2,551.43 expended in Plant Funds (Transfer of Funds No. 4193 and 9786)

**SUMMARY STATEMENT OF CURRENT FUNDS**

**SPECIAL STATE APPROPRIATIONS**

**July 1, 1960 to June 30, 1961**

Schedule B-9

Fund No.	Balance at Beginning of Year	Schedule B-1 Income	
		Appropriations	Other
399 Temporary Investments—Plant			\$ 51,921.34 <sup>1</sup>
400 Agricultural Extension	\$ 37,213.71	\$ 670,554.00	13,291.12
402 Beneficiation of Manganiferous Ores	7,141.80	50,000.00	
403 General Agricultural Research	39,346.39	470,000.00	
409 Medical Research	13,843.75	83,000.00	
413 Live Stock Sanitary Board	177.30	68,000.00	
419 Institute of Child Development and Welfare	86.32	36,000.00	
420 Psychopathic Hospital Maintenance	8,432.56	614,137.00	
429 General Research	8,697.62	104,600.00	330.00—
430 Child Psychiatric Hospital	1,629.96	241,984.00	
431 Minnesota Institute of Research	5,394.24	34,000.00	
433 University of Minnesota Hospitals	287,481.64	3,424,462.98	4,233,824.30
438 Agricultural Research—Rosemount	8,353.33	105,000.00	
439 Hybrid Corn Maturity Tests	335.22	12,500.00	
442 School of Agriculture—Student Aid Fund	12,275.00	52,725.00	
445 Business and Economic Research	5,615.81	35,000.00	
450 Hospital Rehabilitation Center	4,336.97	399,706.30	
460 Multiple Sclerosis Clinic		34,143.00	
461 Delinquency Control	273.33	9,500.00	
462 Hardwood Timber Species Research	303.57	6,000.00	
463 Psychiatric Research	72.18	40,000.00	
464 Training of Laboratory Aides	563.64	11,000.00	
465 Special Education Training and Research	1,706.58	40,000.00	
467 Legume Seed Research	3,153.72	37,000.00	
468 Industrial Relations Education Fund	240.77	40,000.00	
470 Beneficiation of Manganiferous and Low Grade Ores—Cuyuna Range	30,158.50	100,000.00	
472 Southwest Agricultural Experiment Station—Lamberton	9,500.07	40,000.00	8,786.79
473 Replacement—Supplies, Expense and Equipment—Chemistry	27,203.38		
499 Temporary Investments—Current	51,717.01		62,915.28
<b>Total</b>	<b>\$565,254.37</b>	<b>\$6,759,312.28</b>	<b>\$4,370,408.83</b>

<sup>1</sup> Includes Transfer of Funds No's. 9188 for \$57,535.00 and 10550 for \$5,613.66

<sup>2</sup> Includes Transfer of Funds No. 9296 for \$71.31

<sup>3</sup> Includes Transfer of Funds No. 462 for \$19,870.20

<sup>4</sup> Includes Transfer of Funds No. 4192 for \$3,000.00

**SUMMARY STATEMENT OF CURRENT FUNDS**

**FEDERAL APPROPRIATIONS**

July 1, 1960 to June 30, 1961

Schedule B-8

Expenditures to Schedule B-2	Analysis of Expenditures					Buildings and Improvements
	Balance at End of Year		Salaries and Wages	Supplies and Expense	Equipment	
	Obligated	Unobligated				
\$1,445,528.65	\$27,714.80		\$1,269,925.30	\$161,666.93	\$13,936.42	
618,367.24 <sup>a</sup>	7,725.82	\$2,056.06	491,959.32	94,269.78	32,066.83	
50,000.00			48,172.55	1,827.45		
49,750.80			47,909.22	1,841.58		
155,494.09 <sup>b</sup>	4,287.10	790.11	122,112.88	25,243.92	5,585.86	
26,963.16	1,516.24		23,066.08	3,895.08	2.00	
19,880.00			19,880.00			
75,977.58			75,977.58			
6,704.00			6,704.00			
<b>\$2,448,665.52</b>	<b>\$41,243.96</b>	<b>\$2,846.17</b>	<b>\$2,105,706.93</b>	<b>\$288,744.74</b>	<b>\$51,591.11</b>	

**SUMMARY STATEMENT OF CURRENT FUNDS**

**SPECIAL STATE APPROPRIATIONS**

July 1, 1960 to June 30, 1961

Schedule B-9

Expenditures to Schedule B-2	Analysis of Expenditures					Buildings and Improvements
	Balance at End of Year		Salaries and Wages	Supplies and Expense	Equipment	
	Obligated	Unobligated				
	\$ 51,921.34					
\$ 689,229.10	33,410.26	\$ 1,580.53—	\$ 584,261.59	\$ 94,138.75	\$ 10,828.76	
49,274.01	8,011.48	143.69—	38,194.36	8,647.16	2,432.49	
473,449.34 <sup>a</sup>	35,969.54	72.49—	357,609.07	77,412.52	37,801.62	\$ 697.44
82,924.08	14,458.70	539.03—	23,943.95	35,005.97	23,974.16	
68,459.73	28.90	311.33—	64,213.50	4,246.23		
36,115.73	11.55	40.96—	34,917.64	1,134.59	63.50	
612,863.77	3,464.17	6,241.62	483,914.76	125,967.73	2,981.28	
100,524.25	12,515.21	71.84—	73,061.36	15,420.62	12,042.27	
242,004.47	525.49	1,084.00	181,413.83	59,703.94	886.70	
37,653.84	1,774.02	33.62—	18,074.41	5,278.03	14,301.40	
7,748,893.16 <sup>b</sup>	198,391.59	1,515.83—	4,767,940.22	2,900,125.79	97,449.17	3,248.18
108,334.18 <sup>c</sup>	5,023.52	4.37—	74,025.74	24,536.45	6,771.99	
12,975.56		140.34—	9,766.18	3,209.38		
44,537.50		20,462.50		44,537.50		
23,476.42	17,139.69	.30—	14,860.36	7,207.71	1,408.35	
393,995.74 <sup>d</sup>	7,324.63	2,722.90	302,399.76	84,627.02	3,468.96	
34,143.00			29,320.54	4,822.46		
9,716.14	64.20	7.01—	8,896.34	527.00	292.80	
5,741.54	575.86	13.83—	4,157.53	1,384.01	200.00	
39,505.49	596.12	29.43—	38,719.38	786.11		
11,801.49		237.85—	8,201.91	3,132.68	466.90	
41,730.41	6.62	30.45—	38,919.21	1,311.64	1,499.56	
32,119.64	8,038.12	4.04—	22,338.04	7,594.39	2,187.21	
38,427.28	1,880.30	66.81—	29,971.98	8,052.23	403.07	
112,106.85	18,137.17	85.52—	63,885.74	21,986.06	26,235.05	
53,890.57 <sup>e</sup>	4,402.84	6.55—	24,445.48	21,241.27	5,128.70	275.12
21,721.03	5,482.35			3,785.37	17,935.66	
56,796.00 <sup>f</sup>	57,277.41	558.88		8,823.25	24,434.75	5,038.00
<b>\$11,182,410.32</b>	<b>\$486,431.08</b>	<b>\$26,134.08</b>	<b>\$7,297,452.88</b>	<b>\$3,574,645.86</b>	<b>\$293,194.35</b>	<b>\$9,258.74</b>

<sup>a</sup> Includes Transfer of Funds No. 6398 for \$3,500.00

<sup>b</sup> Includes Transfer of Funds No's. 10156 for \$2,000.00 and 10157 for \$800.00

<sup>c</sup> Includes Transfer of Funds No's. 10550 for \$10,000.00, 10628 for \$2,500.00, and 10638 for \$6,000.00

# STATEMENT OF LOAN FUNDS

July 1, 1960 to June 30, 1961

Exhibit C

Fund No.	Loan Funds	Loan Funds July 1, 1960	Additions	
			Gifts	Interest on Loans
501	Intercollegiate Athletic Student Loan Fund	\$ 12,518.18		\$ 380.43
523	J. Marshall Hanks Student Loan Fund	167.65		3.90
525	Minnesota Medical Foundation Hospital Administration Loan Fund	1,052.77		7.10
530	College of Education Loan Fund	804.85	\$ 199.00	10.90
533	Staff and Employees Loan Fund—Duluth	1,034.36		
535	Augustus L. Searle Fund	625.70		16.40
539	Roy Rowell Ireland Trust Fund	25,148.81		590.95
544	Daniel C. Dvoracek Memorial Student Loan Fund	250.65		10.00
548	William A. Peters Student Loan Fund	219.25		3.00
549	Duluth District Dental Auxiliary Loan Fund	312.17		100.00
552	Duluth Engineers Club Emergency Loan Fund	708.38		17.24
553	Southern School of Agriculture Student Loan Fund	344.49		
558	Robert (Tsai-Hsing) Chen Memorial Loan Fund	128.00		
559	Jacob G. Cohen Loan Fund	2,951.42	100.00	66.20
565	John Deere Student Loan Fund	2,096.62		13.20
566	Student Loan Fund—Grand Rapids	2,992.56		27.41
568	Stanil Toncheff Student Loan Fund	32,522.40		777.02
575	Physicians and Hospital Supply Company and Ulmer Pharmacal Co. Fund	600.00	600.00	
577	Vernon W. Olson, Junior, Memorial Aid Fund	1,105.85		29.75
580	Bothilda Uglum Student Loan Memorial Fund	16,347.31		448.65
581	Student Emergency Loan Fund, Duluth	2,238.73	1,078.78	36.40
582	Henry J. Fletcher Memorial Aid Fund	6,207.06	1,000.00	82.43
584	Duluth Student Loan Fund	5,457.04		83.68
589	Ronald P. Nelson Loan Fund	1,956.92		28.30
590	Dr. Willard L. Burnap Loan Fund	316.20		15.75
603	Caleb Dorr Loan Fund	580.95		38.80
604	General Student Loan Fund	34,579.37	733.57	832.93
605	H. P. Bend Loan Fund	92.05		
606	Cosmopolitan Club Loan Fund	1,691.62		72.90
607	Elliot Trust Fund	11,026.53		5.00
608	Engineers Bookstore Loan Fund	6,224.91		241.05
609	Gilfillan Trust Fund	207,307.07		5,466.74
610	Edward M. and Effie R. Johnson Loan Fund	10,166.15		239.85
611	Law Alumni Loan Fund	24,647.01	136.87	434.69
612	Ramsey County Medical Auxiliary Loan Fund	793.40		57.30
613	John Lind Fund	10,406.43		232.95
614	F. D. Lindquist Loan Fund	1,347.88		51.11
615	Ludden Estate Fund	31,574.27		754.54
616	Ludden Real Estate Fund	153,314.90		3,731.06
617	Ludden Trust Fund	26,657.87		808.93
618	First National Bank of St. Paul Loan Fund	1,404.07		49.30
619	Minnesota State Organization for Public Health Nurses Loan Fund	812.66		
620	Professional Sorority Council Loan Fund	144.98		
621	Juniata Sheppard Loan Fund	397.07		
622	Women's Auxiliary of Minneapolis Dental Society Loan Fund	2,578.92		34.35
623	W.T.C.U. (Eighth Ward) Loan Fund	137.48		1.50
624	Mary Dwight Akers Loan Fund	5,921.34		117.14
625	"The Dads" Association of the University of Minnesota Loan Fund	1,516.14		63.34
626	Argosy Club Loan Fund	317.08		16.70
627	Class of 1902 Loan Fund	22.97		
628	Agriculture Faculty Women's Club Loan Fund (Home Economics)	875.81		22.35
629	Dr. Nellie W. Nelson Home Economics Loan Fund	3,927.38		105.65
630	Minnesota G.A.R. and Women's Relief Corps Loan Fund	603.66		26.49
631	Earle Brown Loan Fund	496.62		
632	Helen Dwan Loan Fund	129.29		4.90
633	Lambda Alpha Psi Graduate Loan Fund	745.67		7.50
634	Delta Sigma Delta Loan Fund	1,267.04		19.95
635	Anna R. Goldberg Loan Fund	354.50		2.40
636	Central School of Agriculture Loan Fund	2,196.41		77.30
637	Dorothy M. Winter Memorial Loan Fund	613.41		7.35

# STATEMENT OF LOAN FUNDS

July 1, 1960 to June 30, 1961

Exhibit C

Interest Transferred to Principal	Transfers from Other Funds	Deductions		Loan Funds June 30, 1961	Assets	
		Canceled Notes	Expense		Cash	Notes Receivable
	\$ 190.22—			\$ 12,708.39	\$ 940.94	\$ 11,767.45
	1.95—			169.60	6.00	163.60
	3.55—			1,056.32	356.32	700.00
	5.45—			1,009.30	37.05	972.25
				1,034.36	1,034.36	
	8.20—			633.90	228.05	405.85
3,109.47	146,422.94			175,272.17	9,849.72	165,422.45
	1.50—			260.65	83.65	177.00
				220.75	55.75	165.00
	8.62—			412.17	162.17	250.00
				717.00	315.52	401.48
				344.49	344.49	
				128.00	128.00	
	33.10—			3,084.52	706.62	2,377.90
	6.60—			2,103.22	1,612.62	490.60
				3,006.26	2,025.14	981.12
	13.71—			32,910.91	590.41	32,320.50
	388.51—			1,800.00	685.00	1,115.00
	600.00			1,120.72	465.32	655.40
	14.88—			16,571.63	1,277.03	15,294.60
	224.33—					
	31.80			3,385.71	446.99	2,938.72
	1,958.78			9,248.27	182.58—	9,430.85
	41.84—			5,498.88	1,312.86	4,186.02
	14.15—			1,971.07	90.03—	2,061.10
	7.88—			324.07	228.32	95.75
	19.40—			600.35	343.40	256.95
	416.47—			35,729.40	36.96	35,692.44
				92.05	17.05	75.00
10.20	36.45—			1,738.27	352.32	1,385.95
266.22	2.50			11,290.25	4,831.70	6,458.55
				6,345.43	368.68	5,976.75
2,550.00	2,733.37—			212,590.44	5,492.70	207,097.74
255.00	119.93—			10,541.07	899.72	9,641.35
801.72	2,782.95			28,803.24	380.89	28,422.35
	28.65—			822.05	107.55	714.50
				10,860.01	477.26	10,382.75
337.11	116.48—			1,373.43	346.18	1,027.25
	25.56—			32,344.75	1,537.46	30,807.29
393.21	377.27—			157,086.26	2,374.35—	159,460.61
2,005.83	1,965.53—			28,081.31	2,005.11	26,076.20
1,018.98	404.47—					
	24.65—			1,428.72	213.57	1,215.15
27.03				839.69	839.69	
				144.98	144.98	
				397.07	367.07	30.00
	17.18—			2,596.09	188.54	2,407.55
				138.23	38.23	100.00
	.75—			5,979.91	257.01	5,722.90
	58.57—			1,547.81	77.36	1,470.45
	31.67—			325.43	4.57—	330.00
	8.35—			22.97	2.03—	25.00
				886.98	187.08	699.90
	11.18—			3,980.20	308.25	3,671.95
	52.83—			616.90	199.00	417.90
	13.25—			496.62	12.62	484.00
				131.74	6.74	125.00
	2.45—					
	3.75—			749.42	499.42	250.00
	9.98—			1,277.01	102.01	1,175.00
	1.20—			355.70	10.70	345.00
	38.65—			2,235.06	1,665.57	569.49
	3.68—			617.08	544.78	72.30



# STATEMENT OF LOAN FUNDS

July 1, 1960 to June 30, 1961

Exhibit C

Fund No.	Loan Funds	Loan Funds July 1, 1960	Additions	
			Gifts	Interest on Loans
638	St. Paul Housewives League Loan Fund .....	745.89		14.91
639	West Central School of Agriculture Class of 1950 Loan Fund .....	600.57		
640	Delta Phi Delta Loan Fund .....	143.91		
657	Eitel Loan Fund .....	30,149.84		701.18
672	William Arthur Lawhead Loan Fund .....	3,330.10		73.35
676	St. Anthony Park Women's Association Loan Fund .....	513.83		1.77
677	Minneapolis Women's Advertising Club Loan Fund .....	371.70		4.15
678	Agriculture Faculty Women's Club Loan Fund (Agriculture) .....	1,129.73		28.60
683	Wayne E. Butterbaugh Memorial Loan Fund .....	196.22		1.20
684	Class of 1901 Loan Fund .....	539.21		1.40
686	Women's Auxiliary of Hennepin County Medical Society Student Loan Fund .....	1,275.31		35.50
687	Minnesota Home Economics Association Loan Fund .....	262.06		
688	Pi Upsilon Omicron Loan Fund .....	150.49		
690	Twin City Panhellenic Loan Fund .....	70.16		
691	Phi Lambda Theta Loan Fund .....	205.60		
692	Edward E. Nicholson Student Loan Fund .....	9,990.44		289.85
693	John Buckhout Johnston Loan Fund .....	6,208.20		190.05
694	West Central School of Agriculture Seventh District Federation of Women's Clubs Loan Fund .....	1,440.61		24.35
697	Staff and Employee Student Loan Fund .....	15,390.70		379.79
698	Ladies Drug Auxiliary of Minneapolis Loan Fund .....	132.11		
699	Minnesota Union Loan Fund .....	101.87		3.60
701	Staff and Employees Loan Fund .....	14,516.50		147.78
702	Gopher 4-H Club Loan Fund .....	69.73		
703	Staff and Employees Extension Student Loan Fund .....	1,623.07	5.00	44.55
704	Staff and Employees Schools of Agriculture, Loan Fund .....	439.28		
705	Child Psychology Study Circle, St. Paul, Loan Fund .....	252.52		4.55
709	Richard Olding Beard Loan Fund .....	162.24		
713	Minnesota Bookstore Student Loan Fund .....	235.79		4.95
716	Max Toltz Loan Fund in Engineering .....	121.33		5.30
722	General Student Loan Fund—Special .....	4.52		
732	Minnesota League of Nursing Education Loan Fund .....	519.65		
734	Minnesota Bookstore Loan Fund .....	273.48		1.10
742	Josephine Louise Harper Loan Fund .....	120.58		6.85
745	Sigma Delta Gamma Graduate Students' Loan Fund .....	283.91		
749	Frank B. Kellogg Loan Fund .....	23,785.84		593.45
750	Robert W. Murchie Graduate Loan Fund .....	241.32		3.70
765	Minnesota Medical Foundation Fund .....	553.57		60.25
776	W. K. Kellogg Foundation Student Aid—Medicine (Loan Fund) .....	15,112.40		332.84
777	W. K. Kellogg Foundation Student Aid—Dentistry (Loan Fund) .....	17,410.77		268.20
778	W. K. Kellogg Foundation Student Aid—Public Health (Loan Fund) .....	4,252.05		36.80
779	Faculty Women's Club Emergency Loan Fund .....	1,500.32		.15
780	Foreign Students Loan Fund .....	212.86		
782	W. K. Kellogg Foundation Student Aid—Nursing (Loan Fund) .....	2,243.00		28.20
783	Student War Loans Fund .....	8.75		
784	Householders Loan Fund .....	1,016.58	50.00	22.95
785	A. E. Adams Student Loan Fund .....	2,344.89		63.07
786	Pioneer Hall Notes .....	316.11		
789	W. K. Kellogg Student Aid—Medical Technicians (Loan Fund) .....	3,116.19		38.95
790	Minnesota Student Foundation Loan and Scholarship Fund .....	2,783.83		55.70
792	Frank E. Burch Research Fund in Ophthalmology .....	100.00	100.00—	
797	Rice County Student Loan Fund .....	1,089.99		28.80
812	National Defense Student Loans—University Contribution .....			
813	Twin City Banks Student Loan Fund .....		15,000.00 <sup>1</sup>	1.10
819	Winchell Cottages Emergency Loan Fund .....		7,592.04	
822	Wm. S. Lindsley—Dental Students Loan Fund .....		7,116.80	
823	National Association for Retarded Children Loan Fund .....		500.00	
824	Ford Foundation Loan Fund for Doctoral Engineering Students .....		50,000.00	
836	Robert M. Hedrick Memorial Loan Fund .....	226.75		2.25
840	Archie D. and Bertha H. Walker Foundation Loan Fund .....	7,204.50	1,000.00	251.95
841	Minnesota Federation of Women's Club Loan Fund .....	7,163.21	500.00	163.78
845	Robert A. Good Student, Intern, Resident and Fellowship Loan Fund .....	3,000.00		

<sup>1</sup> Indicates Receipts from Bank Loan

# STATEMENT OF LOAN FUNDS

July 1, 1960 to June 30, 1961

Exhibit C

Interest Transferred to Principal	Transfers from Other Funds	Deductions		Loan Funds June 30, 1961	Assets	
		Canceled Notes	Expense		Cash	Notes Receivable
	7.46—			753.14	8.14	745.00
				600.57	600.57	
				143.91	143.91	
2,881.31	350.59—			33,381.74	3,180.29	30,201.45
102.00	36.68—			3,468.77	142.52	3,326.25
	.89—			514.71	152.29—	667.00
	2.08—			373.77	104.62	269.15
	14.30—			1,144.03	59.98	1,084.05
	.60—			196.82	196.82	
	.70—			539.91	539.91	
	17.75—			1,293.06	101.26	1,191.80
				262.06	257.06	5.00
				150.49	50.49	100.00
				70.16	70.16	
				205.60	205.60	
	144.93—			10,135.36	192.86	9,942.50
	95.03—			6,303.22	15.68—	6,318.90
	12.18—			1,452.78	131.83	1,320.95
441.66	189.90—			15,580.59	1,171.69	14,408.90
				573.77	449.77	124.00
	1.80—			103.67	70.07	33.60
	73.89—			14,590.39	11,390.26	3,200.13
				69.73	69.73	
	22.28—			1,650.34	869.69	780.65
				439.28	439.28	
	2.28—			254.79	17.79	237.00
				162.24	162.24	
	2.48—			238.26	.24—	238.50
	2.65—			123.98	123.98	
				4.52	4.52	
				519.65	519.65	
	.55—			274.03	124.03	150.00
	3.43—			124.00	74.00	50.00
				283.91	283.91	
	296.73—			24,082.56	96.99—	24,179.55
	1.85—			243.17	243.17	
	30.13—			583.69	242.69	341.00
	166.42—			15,278.82	482.47	14,796.35
	134.10—			17,544.87	738.22	16,806.65
	18.40—			4,270.45	3,308.40	962.05
	.08—			1,500.39	863.49	636.90
				212.86	12.86	200.00
	14.10—			2,257.10	1,287.65	969.45
				8.75	8.75	
	11.48—			1,078.05	222.30	855.75
	31.54—			2,376.42	385.52	1,990.90
				316.11	173.61	142.50
	19.48—			3,135.66	1,028.96	2,106.70
	27.85—			2,811.68	115.27—	2,926.95
	14.40—			1,104.39	521.39	583.00
	60,000.00			60,000.00	60,000.00	
	.55—			15,000.55	8,302.55	6,698.00
				7,592.04	6,486.04	1,106.00
			\$ 250.00	6,866.80	6,866.80	
				500.00	500.00	
				50,000.00	50,000.00	
				227.87	227.87	
	1.13—			8,330.47	1,717.42	6,613.05
	125.98—			7,745.09	793.29	6,951.80
	81.90—			3,000.00	100.00	2,900.00

# STATEMENT OF LOAN FUNDS

July 1, 1960 to June 30, 1961

Exhibit C

Fund No.	Loan Funds	Loan Funds July 1, 1960	Additions	
			Gifts	Interest on Loans
847	Southeastern District Dental Society Loan Fund .....	301.80		7.50
854	Alpha Alpha Gamma Loan Fund .....	1,130.32		28.80
855	Mortuary Science Students Emergency Loan Fund .....	700.00	17.00	
856	North Minneapolis Pharmacists Club Loan Fund .....	500.00		
857	Hally J. Fisher Memorial Loan Fund .....	509.50		.80
865	W. K. Kellogg Foundation—Hospital Administration Loan Fund .....	10,080.77		200.30
866	Metropolitan Bank Student Loan Fund .....	296,678.16		6,424.16
867	Dr. Eric Kent Clarke Loan Fund .....	5,489.00		155.00
868	Pathfinder Club Loan Fund .....	213.62	36.38	
870	Gustavus Loevinger Memorial Loan Fund .....	3,659.70	35.00	47.85
872	National Defense Student Loan Fund—Minneapolis .....	453,693.77	222,570.00 <sup>2</sup>	71.01
873	National Defense Student Loan Fund—Duluth .....	36,994.11	24,730.00 <sup>2</sup>	
878	Minnesota Alumnae Club Loan Fund .....	5,000.00		89.56
879	John B. Thompson Memorial Loan Fund .....	1,499.52	1,499.48	
885	Celia K. Applebaum Memorial Loan Fund .....	6,941.10		114.20
889	Korsland Student Loan Fund—School of Architecture .....	2,000.00		8.00
893	North Central Electrical Manufacturers Club Student Loan Fund .....	3,000.00		11.19
898	Law Firm Loan Fund .....		250.00	
899	National Defense Student Loan Fund—Morris .....		2,700.00	
901	The Roy and Gladys Blakey Fund .....			2.65
907	Jessie Smith Noyes Foundation, Inc. Loan Fund .....		3,400.00	20.50
914	Minnesota State Pharmaceutical Association—Loan Fund .....	1,460.48		41.54
919	Fred W. Reed Loan Fund .....	3,739.01		69.05
920	Minnesota Athletes Memorial Emergency Aid Fund .....	2,441.95		66.05
922	Charles Joel Winton Memorial Fund .....	1,219.46		38.15
928	John P. Coughlin Journalism Scholarship Fund .....	3,401.24		112.00
932	Frank J. Percival Loan Fund—Romance Languages .....	12,422.76		276.40
933	Frank J. Percival Loan Fund—Physical Education .....	12,968.26		311.24
934	Mortar Board Emergency Fund .....	340.90		
936	Public Administration Alumni Student Loan Fund .....	173.15		2.00
939	Harold B. Schuck Memorial Fund .....	1,000.02		
942	Woman's Auxiliary of the St. Paul Dental Society Loan Fund .....	1,161.61		25.25
947	Alice M. Child Loan Fund .....	537.17		2.15
954	Minneapolis Advertising Club Loan Fund .....	1,192.40		14.55
957	Sally Richards Memorial Fund .....	2,246.97		13.15
958	Student Loan Reserve Fund .....	2,500.00		4,812.50
965	Frances M. Money Loan Fund .....	1,038.97		15.00
968	Greater University Loan Fund .....	994.00	601.26	16.30
969	Staff and Employees Student Loan Fund—Duluth .....	6,488.42		119.85
974	Robert A. Schmitt Loan Fund .....	1,007.80		.35
975	Chinese Students Emergency Aid Fund .....	1,070.88		9.95
976	Carlotta M. Brown Fund .....	101.85		
983	Minneapolis Association of Sales Managers Loan Fund .....	1,147.33		15.55
984	Cosmopolitan Club—International Club of Minneapolis—Loan Fund .....	638.73		42.42
991	Carman Student Revolving Loan Fund .....	9,790.21		207.65
993	Nellie Gorgas Loan Fund .....	2,060.92	500.00	50.85
996	Anne Dudley Blitz Loan Fund .....	259.97		8.20
Total Assets .....		\$1,753,029.99		
Temporary Investments on Loan Funds .....				
Grand Totals .....		\$1,753,029.99	\$341,851.18	\$33,631.37

<sup>2</sup> Includes Repayment of Bank Loan—\$15,000.00

<sup>3</sup> Indicates Receipts from Federal Loans

<sup>4</sup> Repayment of Principal

# STATEMENT OF LOAN FUNDS

July 1, 1960 to June 30, 1961

Exhibit C

Interest Transferred to Principal	Transfers from Other Funds	Deductions		Loan Funds June 30, 1961	Assets	
		Canceled Notes	Expense		Cash	Notes Receivable
	3.75—			305.55	55.55	250.00
	14.40—			1,144.72	94.72	1,050.00
				717.00	622.00	95.00
				500.00	75.00	425.00
	.40—			509.90	59.90	450.00
	100.15—			10,180.92	1,397.57	8,783.35
	4.15		23,043.78 <sup>2</sup>	280,062.69	2,287.25	277,775.44
				5,644.00	346.80	5,297.20
				250.00	50.00	200.00
	23.93—			3,718.62	187.88—	3,906.50
	24,730.00		763.20 <sup>1</sup>	700,301.58	35,708.03	664,593.55
	2,768.00			64,492.11	147.11	64,345.00
	44.78—			5,044.78	725.13	4,319.65
				2,999.00	20.00	2,979.00
	57.10—			6,998.20	125.20	6,873.00
	4.00—			2,004.00	57.00—	2,061.00
	5.60—			8,005.59	279.56—	8,285.15
				250.00	250.00	
	300.00			3,000.00		3,000.00
	20,912.07			20,914.72	1,738.67	19,176.05
	10.25—			3,410.25	100.25	3,310.00
	20.77—			1,481.25	108.60	1,372.65
	34.53—			3,773.53	153.93	3,619.60
	33.03—			2,474.97	183.32	2,291.65
	19.08—			1,238.53	4.48	1,234.05
	56.00—			3,457.24	379.14	3,078.10
	138.20—			12,560.96	523.66	12,037.30
	155.62—			13,123.88	565.25	12,558.63
				340.90	136.90	204.00
	1.00—			174.15	174.15	
				1,000.02	893.02	107.00
	12.63—			1,174.23	24.23	1,150.00
	1.08—			538.24	63.24	475.00
	7.28—			1,199.67	80.67	1,119.00
	6.58—			2,253.54	1,365.04	888.50
1,475.00	3,798.15—	\$ 1,908.16	581.19	2,500.00	2,500.00	
	7.50—			1,046.47	246.47	800.00
	8.15—			1,603.41	42.41	1,561.00
	59.93—			6,548.34	286.32	6,262.02
	.18—	500.00		507.97	507.97	
	4.98—			1,075.85	45.85	1,030.00
				101.85	26.85	75.00
	7.78—			1,155.10	531.20	623.90
	21.21—			659.94	72.49	587.45
1,275.00	103.83—			11,169.03	1,249.23	9,919.80
	25.43—			2,586.34	447.84	2,138.50
	4.10—			264.07	85.82	178.25
				\$ 2,364,572.43	\$262,964.80	\$2,101,607.63
					74,812.50	
<b>\$ 16,949.74</b>	<b>\$246,156.48</b>	<b>\$ 2,408.16</b>	<b>\$24,638.17</b>	<b>\$ 2,364,572.43</b>	<b>\$188,152.30</b>	<b>\$2,101,607.63</b>

**STATEMENT OF ENDOWMENT FUNDS**

July 1, 1960 to June 30, 1961

Exhibit D

Fund No.	Name	Principal July 1, 1960	Endowment Gifts	Endowment
				Transfers
<b>For General Purposes</b>				
100	Permanent University Fund .....	\$45,701,377.23	\$472,977.37	
	Total for General Purposes .....	\$45,701,377.23	\$472,977.37	
<b>For Educational Purposes</b>				
529	Stanley Buchman Fund .....			
534	Robert Best Medical School Fund .....	30,784.18		\$ 28,845.17—
536	Hormel Institute Endowment Fund .....			
543	Elvin Charles Stakman Endowment Fund .....	5,505.85	110.00	
550	Max C. Fleischmann Foundation Cedar Creek Forest .....			
562	General Research—Pharmaceutical Chemistry and Allied Fields .....	6,852.06		
570	Owen H. Wangensteen Surgical Education Fund .....	7,319.88		
571	Henrietta Zaun Fund for Cancer Research .....	36,500.49		
576	Wallace H. Cole Fund .....	89,534.03	100.00	
578	Earle Marsh Barrows Memorial Fund for Cancer Research .....	15,898.58		
583	Neurology Research Fund .....	44,620.51	1,448.84	1,948.71
585	George S. Clark Trust Fund .....	320,019.71		
585	George S. Clark Trust Fund—Reserve for Tax Liability .....	10,000.00		
594	Helen Bunn Fund for Research in Human Genetics .....	12,500.00		1,000.00
596	G. Nelson Dayton Fund for Cancer Research .....	500.00		
599	Orendorff Fund .....	18,839.64		
600	Mayo Foundation .....	3,287,809.91		14,577.61
601	William J. Murphy Endowment .....	832,871.10		4,336.80
663	Howard Baker Fellowship .....	10,708.65		
666	Reyerson Research Fund .....	967.45		46.41
667	James E. Moore Trust Fund .....	46,162.72		
674	General Research Endowment .....	179,244.80		8,581.26
681	Parents Publishing Association Fund .....	258,923.47		
719	School of Nursing Endowment .....	7,810.98		
723	Diehl Copavin Fund .....	54,692.65		8,491.56—
727	Elias Potter Lyon Medical Lectureship Fund .....	4,575.32		
733	Sigma Xi Research Fund .....	4,015.00		
736	Mayo Foundation Fellows .....			
737	Floyd B. Olson Cancer Memorial Fund .....	25,000.00		
746	Augustus L. Searle Fund for Research .....	150.00		
752	Institute of Technology Research Fund .....	464.04		
756	Chapman Memorial Fund .....	1,272.50		
759	Charles Fremont Dight Eugenics Research .....	157,611.30		
762	Merck and Co. Research Fund .....	44,441.10		
763	Lee Irvin Smith Fund .....	14,996.27		
769	Guy Stanton Ford Lectureship Fund .....	15,000.00		
791	Land O' Lakes Patronage Fund .....	1,581.37		34.17
792	Frank E. Burch Research Fund in Ophthalmology .....	293,487.28	7,160.00	43,089.00—
796	Mayo Public Health Fund .....	115,125.05		6,591.09
846	Minnesota State Horticultural Society—Landscape Arboretum Fund .....			
858	John A. Clark Research in Diseases of Heart and Cancer .....			
869	Donald J. Cowling Medical Research Fund .....	193,170.40	29,500.00	10,000.00—
881	Marlow Bergstrom Memorial Fund .....	186,872.07	2,068.44	
896	George T. Walker Fund .....		5,562.55	
897	Ernest H. Conary Memorial Cancer Research Fund .....		10,000.00	
905	J. B. Johnston Lectureship in Neurology .....	8,000.00		
906	Leo G. Rigler Lectureship in Radiology .....	12,005.00		1,000.00
909	William S. Pattee Memorial Lectureship Fund .....	1,684.06		
910	Frederick B. Wells, Jr., Trust Fund .....	80,000.00		
911	Horace Newhart Research Fund in Otolaryngology .....	7,735.00		
916	Owen H. Wangensteen Fund for Surgical Research .....	10,421.38		476.34
918	Friends of the University of Minnesota Library Fund .....	1,718.50		
921	Harriet Walker Fund .....	22,816.30		
924	Clarence C. Bausman Memorial Fund Pathology .....	20,000.00		
926	Mary N. Fisk Cancer and Heart Research Fund .....		10,591.70	

**STATEMENT OF ENDOWMENT FUNDS**

July 1, 1960 to June 30, 1961

Exhibit D

Adjustments	Current Restricted Funds						Balance June 30, 1961
	Balance June 30, 1961	Balance July 1, 1960	Gifts	Other Income	Expenditures	Transfers	
	\$46,174,354.60						
	\$46,174,354.60						
				\$ 151.98		\$ 151.98—	
	1,939.01			32.13		32.13—	
	5,615.85			2,034.90		2,034.90—	
		\$ 9,929.60	\$ 15.00	2,061.07	\$ 4,624.19	3,626.29—	\$ 3,755.19
	6,852.06	14,176.45		4,365.82	986.00	3,438.00—	14,118.27
	7,319.88	1,000.00		490.11	583.50		906.61
	36,500.49	6,043.53		1,861.50	232.71—		8,137.74
	89,634.03	15,614.89		4,028.49			19,643.38
	15,898.58	1,542.30		810.90			2,353.20
	48,018.06	12,726.19		1,948.71	12,692.28	1,948.71—	33.91
	320,019.71	27,848.11		16,641.30	15,400.08		29,089.33
	10,000.00						
	13,500.00	1,234.90		618.63		1,000.00—	853.53
	500.00	4,228.99	1,475.00—	25.50	1,030.44—		3,809.93
	18,839.64						
	3,302,387.52			154,793.44	140,215.83	14,577.61—	
	837,207.90			41,819.49	37,482.69	4,336.80—	
	10,708.65	1,695.77		546.21			2,241.98
	1,013.86			46.41		46.41—	
	46,162.72	5,418.88		2,354.16			7,773.04
	187,826.06			8,581.26		8,581.26—	
	258,923.47	6,715.83		12,894.84	16,604.79		3,005.88
	7,810.98	1,044.45		414.12			1,458.57
3,898.94	50,100.03			420.96—	70.60	491.56	
	4,575.32	651.45		214.20			865.65
	4,015.00						
		621,045.00	467,310.00		508,611.25		579,743.75
	25,000.00	2,764.26		1,555.45	2,089.73		2,229.98
	150.00	1,082.83		7.65	6.62		1,083.86
	464.04	334.16		23.46			357.62
	1,272.50	312.59		64.77			377.36
	157,611.30	7,678.04	413.00	7,973.34	6,927.86		9,136.52
	44,441.10	4,212.30		2,266.44	52.36		6,426.38
	14,996.27	3,178.34		765.00	1,692.32		2,251.02
	15,000.00	845.95		732.36	600.00		978.31
2,187.65	3,803.19			34.17		34.17—	
10,112.18	267,670.46	21,102.20		12,210.90	2,938.79		30,374.31
	121,716.14	8,551.62		4,289.61	6,250.14	6,591.09—	
		559.95	3,000.00		3,491.44		68.51
		3,123.67		1,592.22			4,715.89
332.20	213,002.60	13,379.56		7,422.54	12,832.25	10,000.00	17,969.85
	188,940.51	7,925.23		6,561.15			14,486.38
	5,562.55			146.88			146.88
	10,000.00			263.67			263.67
	8,000.00	764.43		317.73	213.02		869.14
	13,005.00	2,210.57		639.54	300.00	1,000.00—	1,550.11
	1,684.06	608.14		85.68			693.82
	80,000.00	9,566.03	940.00	2,819.00	852.73		12,472.30
	7,735.00	10,997.71	4,682.00	4,891.34	1,209.96		19,361.09
	10,897.72		130.00	476.34		476.34—	130.00
	1,718.50	1,179.15	1,151.00	596.22	807.06		2,119.31
	22,816.30	5,667.14		1,163.82	3,854.72		2,976.24
	20,000.00	5,004.06		1,020.00	342.00		5,682.06
	10,591.70			83.13			83.13

## STATEMENT OF ENDOWMENT FUNDS

July 1, 1960 to June 30, 1961

Exhibit D

Fund No.	Name	Principal July 1, 1960	Endowment Gifts	Endowment
				Transfers
935	Malignant Disease Research Fund	140,325.64		31,200.00
937	Sarah H. Folwell and William R. Memorial Fund	23,471.07		
944	William L. McKnight Research Fund	11,600.00		13,000.00
945	Margaret McGregor Nursing Library Fund	200.00		
949	George Christian Memorial for Cancer Research	45,383.73		6,800.00—
955	Greater University Fund			
959	John H. Darling Trust Fund	19,081.25		
960	American Legion Memorial Heart Research Professorship	517,325.60	65.00	
964	Cephas D. Allin Research Fund	3,000.00		
966	Heart Hospital Equipment Fund			
971	Luthard N. Bergh Memorial Fund	3,388.00	110.00	
973	Dr. John J. Bittner Cancer Research Endowment Fund	45,000.00		10,000.00
980	Mary Anderson Fund for Cancer Research	31,000.00		
985	Silas McClure Medical Research Fund	429,884.37		5,000.00—
986	Junior F. Hayden Estate Fund	28,426.15		
987	Department of Physics Research—Royalties Fund	40,000.00		
989	Gretchen Field Pillsbury Memorial Fund	21,539.83		
990	George E. Fahr Lectureship in Cardiology	9,307.26		
992	George C. Dittman Memorial Fund	358,644.52		
995	Social Science Research—Duluth	1,850.00	374.00	
997	Elsa U. Pardee Foundation—Professorship in Cancer Biology	27,238.47	5,000.00	2,989.13
Total for Educational Purposes		\$ 8,256,874.49	\$ 72,090.53	\$ 6,444.21—
<b>For Student Aid—Scholarships and Prizes</b>				
516	William Reynolds Vance Scholarship Fund	24,901.09	5.00	
517	Norwegian-American Graduate Fellowship Fund	10,167.55		
518	Gordon Foundation Inc. Scholarship	8,716.18	4,000.00	159.25—
519	Irene Fraser Jackson Memorial Scholarship in Library Science	14,400.00		
521	Theodore Christianson, Jr. Memorial Scholarship	3,459.46	50.00	134.64
522	Clara A. Helwig Scholarship Fund	25,760.08		
524	Class of 1906 Scholarship Fund	2,052.00	595.00	
526	Thomas F. Barnhart Memorial Fund	7,299.45	180.00	
527	Tres F. Goetting Memorial Scholarship Fund	1,647.22		
528	Edmund J. Longyear Scholarship Fund	1,769.23		
529	Stanley Buckman Fund	4,000.00		
531	Dr. J. Anna Norris Scholarship Fund	11,272.06		
532	Thomas Murdock Partridge Memorial Fund	5,000.00		
535	Augustus L. Searle Fund	121,532.59		9,032.59—
537	Stephen T. Somsen Scholarship Fund	1,000.00		
538	Walter D. Boutell Memorial Fund	45,000.00		
540	Francis A. DeGroat Memorial Award Fund	1,500.00		
541	Claude A. Mather Memorial Scholarship Fund	10,000.00		
542	Hoo Hoo Immortals Scholarship Fund	5,000.00		
545	Frank H. Peavey Freshman-Sophomore Debate Fund	4,000.00		
551	J. L. Washburn Memorial Fund	3,567.96		
554	Frederick Klaeber Scholarship Fund	51,878.12		
555	Margaret Houlton Kendall Education Aid Fund	45,123.66		
556	Belle Bonsteel Sorensen Music Fund	29,772.67		
560	Marion W. Selvig Award Fund	1,000.00		
561	Elliot M. Baron Memorial Award Fund	1,255.00	45.00	
564	Martin William Case and George Leland Case Medical Scholarship Fund	10,300.00		
567	Caroline M. Crosby Memorial Fellowship in Botany	26,400.00		
569	Walter B. Cline Memorial Scholarship	2,867.17		
570	Owen H. Wangensteen Surgical Education Fund	4,495.00		
572	Herman J. Lange Scholarship Fund	9,000.00	2,000.00	
573	Edward Everett Davidson Memorial Fund	44,229.12		
574	Anna Von Helmholtz-Phelan Scholarship in Creative Writing			600.00—
575	Physicians and Hospitals Supply Co. and Ulmer Pharmacol Co. Fund	2,950.00	400.00	2,000.00—
582	Henry J. Fletcher Memorial Aid Fund	9,716.63	281.50	

STATEMENT OF ENDOWMENT FUNDS

July 1, 1960 to June 30, 1961

Exhibit D

Current Restricted Funds							
Adjustments	Balance June 30, 1961	Balance July 1, 1960	Gifts	Other Income	Expenditures	Transfers	Balance June 30, 1961
	171,525.64	36,669.14	18,118.88	13,249.67	6,043.25	27,028.63—	34,965.81
	23,471.07	4,513.91		1,055.19	165.92		5,403.18
	24,600.00	13,806.21		2,880.00	120.00	13,000.00—	3,566.21
	200.00						
2,125.95	40,709.68	1,607.25		8,714.37	16,600.08	6,800.00	521.54
		308.50			308.50		
	19,081.25						
	517,390.60	3,214.09		26,280.30	27,495.52		1,998.87
	3,000.00	1,342.50		153.00			1,495.50
		47,750.93	21,289.61		28,240.45		40,800.09
	3,498.00	1,235.48		166.26		500.00—	901.74
	55,000.00	13,957.79	4,324.75	21,088.70	18,509.74	10,000.00—	10,861.50
	31,000.00	3,007.00		1,581.00			4,588.00
1,720.00	426,604.37	16,320.93		21,840.24	24,199.32		13,961.85
	28,426.15	5,358.68		1,529.08	2,676.00		4,211.76
	40,000.00	5,520.10		2,040.00	1,939.15		5,620.95
	21,539.83	4,220.95		1,098.54	2,017.91		3,301.58
	9,307.26	1,062.32		454.41			1,516.73
4,000.00	362,644.52	53,697.73		20,380.24	5,134.16	25,722.00—	43,221.81
	2,224.00	452.40	1,249.00	1,166.96	1,506.82	1,000.00	2,361.54
774.87	36,002.47	7,868.88	5,000.00	1,213.29	11,093.04	2,989.13—	
\$ 25,151.79	\$ 8,347,672.60	\$1,063,879.06	\$526,148.24	\$439,207.87	\$ 926,518.92	\$108,823.89—	\$ 993,892.36
	24,906.09	1,025.76	21.00	971.55	930.00		1,088.31
	10,167.55	2,052.96	1,972.00	403.92	1,500.00		2,928.88
43.54	12,600.47	2,290.00		420.75	580.00	2,130.75—	
	14,400.00			1,000.00	1,000.00	2,290.00	2,290.00
	3,644.10			134.64		134.64—	
	25,760.08	1,031.84		1,023.57	1,000.85		1,054.56
	2,647.00	176.90		80.07			256.97
	7,479.45	299.73		282.03	91.00		490.76
	1,647.22	512.03		63.24	583.33		8.06—
	1,769.23	633.86	500.00	70.38	500.00		704.24
	4,000.00						
	11,272.06	433.96		438.09	600.00		272.05
	5,000.00	646.50		194.31	200.00		640.81
	112,500.00	50.00		7,500.00	8,016.50	9,032.59	8,566.09
	1,000.00	31.80		51.00	50.00		32.80
	45,000.00	1,715.10		1,763.07	1,595.50		1,882.67
	1,500.00	175.10		59.67	50.00		184.77
	10,000.00	996.20		402.90	300.00		1,099.10
	5,000.00	161.44		200.94			362.38
	4,000.00	290.01		161.16	90.00		361.17
	3,567.96	298.63		148.41	75.00		372.04
	51,878.12	2,219.92		2,156.28	2,184.85		2,191.35
	45,123.66	180.79	60.00	1,978.80	1,775.05	1,901.20	2,345.74
	29,772.67	4,362.70		1,400.97	490.00		5,273.67
	1,000.00	77.70		40.29			117.99
	1,300.00	98.43		64.77	138.00		25.20
	10,300.00	412.97		428.91	200.00		641.88
	26,400.00	789.22		1,346.40	2,080.00		55.62
	2,867.17	575.25		146.37	349.99		371.63
	4,495.00						
	11,000.00			454.41		454.41—	
	44,229.12	2,168.95		2,023.17	2,143.55		2,048.57
		104.00	21.00	64.77	100.00		89.77
36.11	2,786.11						
679.76	8,677.89	437.63		392.19			829.82



# STATEMENT OF ENDOWMENT FUNDS

July 1, 1960 to June 30, 1961

Exhibit D

Fund No.	Name	Principal July 1, 1960	Endowment Gifts	Endowment
				Transfers
586	Boothby-Lovelace Travel Fellowship Fund .....	19,363.52		
591	H. W. Wilson Scholarship Fund .....	14,000.00	11,000.00	
592	Wilbur H. Cherry Memorial Fund .....	61,094.87	374.00	
595	Henry J. Williams Memorial Scholarship Fund .....	40,453.62		30,000.00—
598	Harry J. Davis Awards of Merit Fund .....	5,000.00		
599	Orendorff Fund .....			
603	Caleb Dorr—College Fellowships			
	Caleb Dorr—College Scholarships			
	Caleb Dorr—Central School Scholarships			
	Caleb Dorr—Crookston Scholarships			
	Caleb Dorr—Morris Scholarships			
	Caleb Dorr—Grand Rapids Scholarships			
	Caleb Dorr—Waseca Scholarships			
	Caleb Dorr—Endowment	84,470.09	500.00	
627	Class of 1902 Scholarship Fund .....	11,559.14	3,042.81	
641	W. J. Bryan Prize .....	672.15		
642	Le Roy Cady Memorial .....	1,614.53		
643	Nina Morais Cohen Scholarship .....	2,096.00		
644	R. E. Cutts Memorial .....	940.38		
645	Gideon Memorial .....	574.89		
646	Samuel B. Green Scholarship .....	470.97		
647	Horton Art Scholarships .....	1,761.60		
648	Albert Howard Scholarship .....	5,466.79		
649	Edward M. and Effie R. Johnson Scholarship .....	12,777.07		
650	John A. Johnson Memorial .....	22,085.13		
651	Charles Lathrop Pack Forestry Prize .....	2,000.00		
652	Captain D. J. Payne Memorial Scholarship .....	18,307.82		
653	Shevlin Fellowship .....	42,830.23		
654	A. D. Wilson Prize .....	349.95		
655	Fellowship Association of the University of Minnesota .....	5,689.88		
656	Clara Ueland Fellowship .....	13,321.83	50.00	
658	Coffman Educational Scholarship .....	5,366.01		
660	Mary L. Bull Scholarship .....	847.69		
661	Thomas F. Andrews Fellowship .....	4,566.11		
662	E. M. Freeman Medal for Student Leadership .....	100.00		
664	Clarissa Walton Marsh Memorial Scholarship Fund .....	5,000.00		
673	Class of 1889 Memorial Prize .....	2,000.00		
675	St. Paul Central University of Minnesota Scholarship Fund .....	10,221.06		
679	Thomas F. Andrews Endowment for Research Prize (Sigma Xi) .....	2,501.45		
680	Lena V. Phillips Scholarship Fund .....			
685	Ruedlinger Memorial Fund .....	140.81		
700	Thomas F. Wallace Scholarship Fund .....			50,589.32
706	N. W. School—O. W. Peterson Memorial .....	205.95		
707	Josiah and Sarah E. Lathrop Scholarships .....	7,540.70		
708	Pioneer Fund .....			
712	Josephine L. Merriam Scholarship Fund .....	471,266.30		704.57
	Kewanis Court			
	Northwestern Bank Lease			
717	Henry Schmitz Student Leadership Fund .....			
720	Charles P. Sigerfoos Fellowship in Zoology .....	6,619.39		173.85
721	Margaret Smith Hunt Scholarship .....	8,112.96		387.60
724	John H. Rishmiller Scholarship and Loan Fund .....	44,169.20		1,842.69
725	Alexander P. Anderson and Lydia Anderson Fellowship Fund .....	25,216.67		
728	Appreciation Day Band Fund .....	5,719.39		
729	Maroon and Gold Loyalty Fund .....	677.50		32.64
733	Sigma Xi Scholarship Fund .....			
735	Emil Oberhoffer Fund .....	10,000.00		
738	Kappa Epsilon Award .....	425.00		
739	Carl Schlenker Memorial Scholarship .....	12,799.73		

**STATEMENT OF ENDOWMENT FUNDS**

July 1, 1960 to June 30, 1961

Exhibit D

Adjustments	Current Restricted Funds						Balance June 30, 1961
	Balance June 30, 1961	Balance July 1, 1960	Gifts	Other Income	Expenditures	Transfers	
	19,363.52	1,271.86		970.53			2,242.39
	25,000.00	756.45		660.45	567.00		849.90
	61,468.87	5,064.50	2,310.50	3,063.06	2,908.00		7,530.06
12,797.27	23,250.89	2,899.13	20,420.50	1,059.58	41,117.21	30,454.41	13,716.41
	5,000.00	1,487.50		255.00	300.00		1,442.50
		1,043.27		844.56	775.00		1,112.83
		3,295.89			1,500.09	1,145.40	2,941.20
		1,930.12			3,183.76	2,639.00	1,385.36
		21.89				21.89	
		338.62			1.75	300.00	636.87
		5.00			154.00	161.00	2.00
					100.00	100.00	
					221.89	221.89	
	84,970.09						
	14,601.95			511.53		511.53	
	672.15	164.59		34.17			198.76
	1,614.53	627.54		82.11			709.65
	2,096.00	483.00	100.00	107.10	200.00		490.10
	940.38	399.68		47.94	36.15		411.47
	574.89	170.10		29.07			199.17
	470.97	110.75		23.97	10.00		124.72
	1,761.60	391.90		89.76	200.00		281.66
	5,466.79	858.98		278.97	400.00		737.95
	12,777.07	649.45		651.78	600.00		701.23
	22,085.13	947.60		868.02	809.00		1,006.62
	2,000.00	574.06		102.00	105.00		571.06
	18,307.82	927.52		933.81	600.00		1,261.33
	42,830.23	2,228.64		1,645.77	1,200.06		2,674.35
	349.95	264.13		17.85	100.00		181.98
	5,689.88	626.51		290.19	75.00		841.70
	13,371.83	1,269.21		675.24	600.12		1,344.33
	5,366.01	619.30		273.87			893.17
	847.69	76.18		43.35	75.00		44.53
	4,566.11	501.80		339.86			841.66
	100.00	4.90		5.10			10.00
	5,000.00						
	2,000.00	367.12		102.00			469.12
	10,221.06	603.24		513.02	546.00		570.26
	2,501.45	97.40		121.38	100.00		118.78
		9.59					9.59
	140.81	45.77		7.14			52.91
	50,589.32			2,313.87		492.01	2,805.88
	205.95	59.58		10.71	9.17		61.12
	7,540.70	312.35		313.14	400.00		225.49
		2,481.74		7,704.57	20,940.65	425.88	2,907.62
471,970.87		23,125.53		21,723.70		12,295.43	22,184.88
				10,500.00		21,723.70	
		397.81			225.00	10,500.00	
						151.98	324.79
	6,793.24			323.85	150.00	173.85	
	8,500.56			387.60		387.60	
	46,011.89	300.00		2,079.77	500.00	1,879.77	
	25,216.67	241.80		1,286.22	1,050.00		478.02
	5,719.39	280.28		291.72	280.28		291.72
	710.14			32.64		32.64	
	10,000.00	419.40	400.00	192.78	150.00		862.18
	425.00	1,016.67		510.00	1,025.00		501.67
		101.42		21.93			123.35
365.09	13,164.82	1,020.80		621.69	400.00		1,242.49

# STATEMENT OF ENDOWMENT FUNDS

July 1, 1960 to June 30, 1961

Exhibit D

Fund No.	Name	Principal July 1, 1960	Endowment Gifts	Endowment
				Transfers
740	Dr. James W. and Alice B. O'Neil Fund	5,000.00		
741	LaVerne Noyes Foundation	90,844.76		
742	Josephine Louise Harper Memorial Fund	5,001.55		
743	Class of 1890 Fellowship	3,050.37		
748	Haydn S. and Mary M. Cole Fellowship	40,409.37		
753	William A. O'Brien Scholarship Fund	2,798.15	290.00	
755	American Legion Musical Scholarship and Loan Fund	1,000.00		
757	Weed Munro Law Scholarship	1,000.00		
770	Curtis Lloyd Jensen Scholarship Fund	10,000.00		
771	Samuel W. Melendy Memorial Lectureship	184,796.35		
781	Dean E. E. Nicholson Scholarship Fund for Returning Military Service Students	515.28		126.03—
794	Edgar W. Morrill Scholarship Fund	3,204.41		
795	William Hodson Memorial Fund	10,517.69		
815	Michael T. Swifka Memorial Scholarship Fund		3,000.00	
827	Wm. A. Schaper Memorial Fund	10,000.00		
837	Walter C. Coffey Scholarship Fund	1,000.00		
842	Erhard A. Anderson Horticultural Award Fund	10,000.00		
848	Minnesota Surveyors and Engineers Society—Highway Engineering Scholarship Fund	7,000.00		7,666.56—
849	Harlow C. Richardson Scholarship Fund	47,292.97		
850	Carroll Binder Memorial Awards in Journalism	15,550.07	50.00	
851	Elvira C. Larson Scholarship Fund	18,515.53		
852	Nellie S. Trufant Memorial Scholarship in Engineering	4,966.63		
853	John Y. Breckenridge Memorial Book Fund	500.00		
859	Allan T. H. Bluhm Memorial Award	9,000.00		
861	Marcia M. Enbody Fund	42,800.00		800.00—
862	Cecil A. Krelitz Memorial Fund	5,446.00	80.00	61.27—
863	Harriet Stoll Memorial Scholarship	30,090.48		
864	Mildred Hunter Evans Scholarship	16,960.54		
871	Eleventh District Bar Association Scholarship	200.00		
874	John P. Fridley Foundation Fund	416,895.07		
876	LaVerne Wegener Memorial Fund			
877	Jennie Hildeen Memorial Scholarship Fund			
880	John Torrance Tate Memorial Fund	12,000.00		
882	James E. Dorsey Scholarship	6,163.90	155.00	1,250.00
883	William W. Stout Memorial Fund	157,500.00	31,500.00	
884	The Carl Schottbauer Memorial Surgery Award	556.05		
888	Paul Goldsborough Fund		5,000.00	
890	Allen W. Edson Award	547.51		
891	Charles J. Brand, Class of 1902 Scholarship in Botany	40,000.00		
895	Mary L. Edwards Scholarship Fund	12,500.00	3,269.30	
896	George T. Walker Fund		5,562.55	
900	Dean E. M. Freeman Scholarship Fund	339.50		
901	The Roy and Gladys Blakey Fund	31,313.16		20,785.39—
902	Charles B. Merrill Service Men's Rehabilitation Fund	5,185.90		
903	Harold C. Wieman Scholarship Fund	2,574.58		
904	William Harvey Emmons Fund	9,519.25	17.00	
913	Lura C. Hutchinson Scholarship Fund	4,142.82		193.80
915	John Miller Memorial Fund	510.00		
917	John Corrin Hutchinson Scholarship Fund	11,009.63		122.80
923	Sophie Dufresne Memorial Scholarship Fund		86,482.91	
929	Oscar Mather Scholarship Fund	250.00		
930	Conway MacMillan Memorial Research Fellowship in Botany	5,643.36		753.45—
931	Charles Washburn Nichols Award	200.00		
943	Maurice L. Rothschild Scholarship Fund	61,009.29	2,481.65	
946	Louise C. Ball Fund	5,500.00		
950	Dr. Harry Oerting Scholarship Fund		10,084.65	
951	Florence Munson Wilson Memorial Funds	1,100.00		
952	Alice Pomeroy Scholarship Fund	4,176.00		
953	Ray V. Arnold Scholarship Fund	4,176.00		
955	Greater University Fund			

STATEMENT OF ENDOWMENT FUNDS

July 1, 1960 to June 30, 1961

Exhibit D

Current Restricted Funds							
Adjustments	Balance June 30, 1961	Balance July 1, 1960	Gifts	Other Income	Expenditures	Transfers	Balance June 30, 1961
	5,000.00	3,662.50		255.00			3,917.50
	90,844.76	3,401.32		3,491.97	3,254.80		3,638.49
	5,001.55	183.53			180.00		3.53
	3,050.37	198.58		155.55			354.13
	40,409.37	6,981.83		2,015.52			8,997.35
	3,088.15	124.08		123.93	114.00		134.01
	1,000.00	49.00		51.00	49.00		51.00
	1,000.00	49.00		51.00	40.00		60.00
	10,000.00	689.84		510.00			1,199.84
	184,796.35	3,306.20			9,900.00	22,053.83	15,460.03
55.36	444.61			23.97	150.00	126.03	
	3,204.41	226.74		163.20			389.94
	10,517.69	1,299.69		536.52			1,836.21
	3,000.00						
	10,000.00	321.46		413.10			734.56
	1,000.00	96.40		40.80	100.00		37.20
	10,000.00	445.62		406.47	400.00		452.09
666.56		7,099.38	8,071.21—	66.81	2,750.00	7,666.56	4,011.54
	47,292.97	1,819.71		1,872.72	1,816.15		1,876.28
	15,600.07	682.31		609.96	200.00		1,092.27
	18,515.53	733.37		706.35	600.00		839.72
	4,966.63	202.77		189.72	200.00		192.49
	500.00	18.05		18.87	17.84		19.08
1,056.68	10,056.68	1,199.29	446.96		677.39		968.86
	42,000.00	1,574.88	600.00	1,477.98	2,291.10	800.00	2,161.76
	5,464.73	188.73		193.80	250.00	61.27	193.80
	30,090.48	1,877.77		1,126.59	100.00		2,904.36
	16,960.54	126.03		588.54			714.57
	200.00	58.78		7.14			65.92
	416,895.07	18,989.72		14,668.62	12,969.11		20,689.23
		224.10					224.10
		350.00			350.00		
	12,000.00	573.25	35.00	419.22	600.00	1,000.00	1,427.47
	7,568.90	1,301.94		251.94		1,250.00—	303.88
	189,000.00	1,331.82		6,038.91			7,370.73
	556.05	4.90		19.38			24.28
	5,000.00			83.64			83.64
	547.51			18.87			18.87
549.00	40,000.00			1,386.18			1,386.18
	16,318.30			427.65		221.37—	206.28
	5,562.55			146.88			146.88
	339.50	34.61		17.34	6.10		45.85
5,989.70	16,517.47			128.01		128.01—	
	5,185.90	1,327.34		264.69			1,592.03
	2,574.58	628.41		131.07	348.85		410.63
	9,536.25	444.62		469.71	100.00		814.33
	4,336.62			193.80		193.80—	
	510.00	334.22		26.01	206.00		154.23
	11,132.43	768.66		564.57	288.00	122.80—	922.43
	86,482.91			4,581.84		4,581.84—	
118.11	250.00	1.94		12.75	15.00		.31—
	5,008.02	446.55		205.02	1,200.06	753.45	204.96
	200.00						
	63,490.94	3,390.74		2,880.48	3,128.70		3,142.52
	5,500.00	690.31		280.50	200.00		770.81
	10,084.65			79.05			79.05
	1,100.00	69.33		48.96	50.00		68.29
	4,176.00	636.24		213.18	200.00		649.42
	4,176.00	207.60		213.18	200.00		220.78
		11,429.64	6,611.50		23,524.51	21,023.99	15,540.62

## STATEMENT OF ENDOWMENT FUNDS

July 1, 1960 to June 30, 1961

Exhibit D

Fund No.	Name	Endowment		
		Principal July 1, 1960	Endowment Gifts	Transfers
956	Class of 1916—Bernie Bierman Fund .....	3,912.71	1,980.62	142.59
961	Robert V. Cram Memorial Scholarship .....	1,562.87		
962	Minnesota Masquers Scholarship Fund .....	48.27		
967	Faith Thompson Scholarship Fund .....		30,362.65	
975	Chinese Students Emergency Aid Fund .....			
977	O. A. Storvick Memorial Fund .....	1,785.00		
978	The Sabra M. Hamilton Award in Hospital Administration .....	1,500.00		
979	James A. Hamilton Achievement Award in Hospital Administration .....	2,000.00		
982	Tollof Thompson Scholarship Fund .....	5,592.15		
<b>Transferred from Loans</b>				
539	Roy Rowell Ireland Loan Fund .....	120,000.00		146,718.42—
606	Cosmopolitan Club Loan Fund .....	200.00		
607	Elliot Trust Fund .....	5,000.00		
609	Gilfillan Trust Fund .....	40,770.00		
610	Edward M. and Effie R. Johnson Loan Fund .....	5,000.00		
611	Law Alumni Loan Fund .....			
613	Lind Fund for the Aid of Deserving Crippled Students .....	6,613.07		
615	Ludden Estate Loan Fund .....	6,207.00		
616	Ludden Real Estate Prize Fund .....	1,331.35		
617	Ludden Trust Fund .....	10,000.00		
619	Minnesota State Organization for Public Health Nursing Loan Fund .....	534.37		
632	Helen Dwan Loan Fund .....	2,058.75		
657	Eitel Loan Fund .....	78,418.75		
659	Law Faculty Scholarship and Loan Fund .....	19,190.88		
664	Clarissa Walton Marsh Memorial Scholarship Fund .....			
672	W. A. Lawhead Scholarship Fund .....	2,000.00		
693	John Buckhout Johnston Educational Fund .....	8,657.90		
714	Bertha Weiskopf Loan Fund .....	104.58		
749	Frank B. Kellogg Loan Fund .....			
931	Charles Washburn Nichols Service Award .....			
958	Temporary Investments Loan Fund .....			
991	Carmen Student Revolving Loan Fund .....	25,000.00		
998	Flour City Architectural Education Fund .....			
Total for Student Aid .....		\$ 3,259,188.44	\$202,839.64	\$163,128.46—
<b>For Other Purposes</b>				
520	Mary Elizabeth Head Charity Fund .....	2,000.00		
543	Elvin Charles Stakman Endowment Fund .....			
557	University Theater and Fine Arts Building Fund .....			
563	Lectureship Fund in Cancer Biology and/or Physiology .....	10,000.00		
575	Physicians and Hospital Supply Co. and Ulmer Pharmacal Co. Fund .....			
593	Henry Anton and Winifred Boynton Erikson Lectureship in Physics .....	2,956.80		
597	Metropolitan Opera Guarantee Fund .....	25,572.61		1,223.49
602	Minnesota Hospital and Home for Crippled Children .....	2,000,000.00		
	Endowment			
	Hospitalization for Crippled Children			
	Income from Investments			
	Land Rentals			
603	Caleb Dorr Fund .....			
670	Frederick J. Wulling Fund .....	2,026.00		
671	Herschel V. Jones Journalism Fund .....	24,423.33		
682	Adolph Erickson Fund for Social Welfare .....	2,581.85		
689	Reynold Johnson Memorial Fund .....	176.76		
695	John Charles Frizzell Estate Fund .....	5,667.57		
696	Earle Conklin Bailie Fund .....	1,499.80		
711	University of Minnesota Hospitals Bed Endowment Fund .....	2,195.92		105.57
712	Kewanis Court—600 West Franklin .....			
715	Twin City Milk Producers Association Equity Fund .....			

STATEMENT OF ENDOWMENT FUNDS

July 1, 1960 to June 30, 1961

Exhibit D

Current Restricted Funds							
Adjustments	Balance June 30, 1961	Balance July 1, 1960	Gifts	Other Income	Expenditures	Transfers	Balance June 30, 1961
	6,035.92	242.59		199.92	100.00	142.59—	199.92
	1,582.87	13.98	50.00	79.05	125.00		18.03
	48.27	303.24		2.55	300.00		5.79
	30,362.65	600.00	600.00		1,200.00		
		170.75					170.75
	1,785.00	365.96		91.29	28.40		428.85
	1,500.00	296.85		76.50	46.54		326.81
	2,000.00	422.27		102.00	25.17		499.10
	5,592.15	396.73		285.09	225.00		456.82
26,718.42				3,109.47		3,109.47—	
	200.00			10.20		10.20—	
	5,000.00			266.22		266.22—	
	40,770.00			2,550.00		2,550.00—	
	5,000.00			255.00		255.00—	
				801.72		801.72—	
	6,613.07			337.11		337.11—	
	6,207.00			393.21		393.21—	
	1,331.35			2,005.83	100.00	1,905.83—	
	10,000.00			1,018.98		1,018.98—	
	534.37			27.03		27.03—	
	2,058.75	207.22		105.06	105.00		207.28
	78,418.75			2,881.31		2,881.31—	
	19,190.88	943.45		977.67			1,921.12
		203.17		198.90	200.00		202.07
	2,000.00			102.00		102.00—	
	8,657.90			441.66		441.66—	
	104.58	389.90		5.10	100.00		295.00
		26.08		532.95		532.95—	
				8.16	19.86		14.38
	25,000.00			1,475.43		1,475.43—	
		1,191.90	1,000.00	1,275.00		1,275.00—	
				230.52	212.50		2,209.92
\$ 49,075.60	\$ 3,347,975.22	\$ 170,706.84	\$ 27,077.25	\$ 157,542.29	\$ 177,502.83	\$ 53,121.61	\$ 230,945.16
	2,000.00	258.96		79.56			338.52
		161.65		222.87	206.95		177.57
				17.34		17.34—	
	10,000.00	931.25		510.00	525.00		916.25
		570.28		108.63	248.32		430.59
	2,956.80	423.37		165.06			588.43
551,500.00	26,796.10			1,223.49		1,223.49—	
	2,551,500.00				225.00	225.00	
					100,000.00	100,000.00	
				156,056.34		156,056.34—	
				2,700.00		2,700.00—	
		3,416.79		4,620.09		4,545.40—	3,491.48
	2,026.00	685.04		103.53	13.40		775.17
5,056.41	29,479.74	2,829.65		987.50			3,817.15
	2,581.85	1,671.31		131.58	30.20		1,772.69
	176.76	162.56		9.18			171.74
	5,667.57	1,222.88		289.17	51.80		1,460.25
	1,499.80	296.95		76.50	33.50		339.95
	2,301.49			105.57		105.57	
		19,461.66		8,645.56	18,725.07	19,223.70	28,605.85
				8.16		8.16—	

**STATEMENT OF ENDOWMENT FUNDS**

July 1, 1960 to June 30, 1961

Exhibit D

Fund No.	Name	Principal July 1, 1960	Endowment Gifts	Endowment
				Transfers
718	Wilder Memorial .....			
724	John H. Rishmiller Scholarship and Loan Fund .....			
726	Julia Chaffin Upson Fund .....	226.35		
730	E. W. D. Holway Herbarium Fund .....	1,349.78		
758	Fine Arts Fund .....			
760	Wilbur C. Hadden Memorial Fund .....	538.00		
766	University Theater Building Fund .....			
767	S. G. Comstock Book Fund .....	1,500.00		
768	Thomas S. Roberts Fund .....	34,006.27		
771	Samuel W. Melendy Memorial Fund Plant Gardens .....			
	Investments .....			
788	Minnesota Academy of Science—Cedar Creek Forest Fund .....	79.80		3.06
798	Staff Welfare Fund .....	30,091.81		1,430.55
834	Museum of Natural History Addition .....			
835	Joseph Warren Beach Memorial Lectureship Fund .....	15,058.60	69.00	
838	Adrian E. Buttz Fund .....	149,088.98	7,712.64	
839	The Dalton Le Masurier Memorial Lectureship and Scholarship Fund .....	12,000.00		
844	Albert Justice Chesley M. D. Memorial Lectureship in Public Health .....	4,339.22	125.20	
846	Minnesota State Horticultural Society—Landscape Arboretum Fund .....	35,000.00		
860	Class of 1928 Henry Rottschaefer Fund .....	25.00		25.00—
875	Oscar W. Firkins Memorial Fund .....	17,816.36		
886	Class of 1913 Fiftieth Anniversary Fund .....			
887	Professor Willis B. Combs Memorial Library Fund .....	3,784.50	10.00	
895	Mary L. Edwards Scholarship Fund .....			
908	Edward F. Waite Publication Fund .....			
938	William B. Folwell (Captain U. S. Army, Retired) Military Collection .....	19,218.97		
945	Margaret McGregor Nursing Library Fund .....			
955	Greater University Fund .....	16,355.59		
959	John H. Darling Trust Fund .....			
963	Greater University—Fred B. Snyder Fund .....	5.00		
970	Charles H. Smith Trust Fund .....	37,275.94		
972	Frances Miller Brown Endowment Fund .....	11,500.00		
988	Forrest H. Immer Memorial Library Fund .....	800.00		
992	George C. Dittman Fund .....			
994	Ruth S. Morand Fund—Arthur Upson Room .....	3,000.00		
	Total for Other Purposes .....	\$ 2,472,160.81	\$ 7,916.64	\$ 2,737.67
<b>Funds Subject to Annuity</b>				
588	Albert E. Grapp Trust Annuity Fund I .....	165,430.93		
700	Staff Endowment Fund .....	50,589.32		50,589.32—
708	Pioneer Fund .....	2,168.65		
892	Samuel Kroesch Scholarship Fund .....	8,000.00		
894	Louise T. Dosdall Scholarship Fund .....		147,156.82	
996	Anne Dudley Blitz Loan Fund .....	12,346.39		
	Total Subject to Annuity .....	\$ 238,535.29	\$ 147,156.82	\$ 50,589.32—
<b>Group Investments Reserve</b>				
547	Group Investments Principal Reserve .....	698,269.87		
999	Group Investments Income Stabilization Reserve .....	612,322.82		
	Total Reserve .....	\$ 1,310,592.69		
<b>Operating Temporarily As An Endowment</b>				
536	Hormel Institute Endowment Fund .....	52,079.67		2,000.00—
557	University Theater and Fine Arts Building Fund .....	435.38		17.34
574	Anna Von Helmholtz-Phelan Scholarship in Creative Writing .....	1,417.08		
602	Minneapolis Hospital and Home for Crippled Children .....	1,533,798.76		58,531.34
603	Caleb Dorr Fund .....	6,231.33		

# STATEMENT OF ENDOWMENT FUNDS

July 1, 1960 to June 30, 1961

Exhibit D

		Current Restricted Funds					
Adjustments	Balance June 30, 1961	Balance July 1, 1960	Gifts	Other Income	Expenditures	Transfers	Balance June 30, 1961
	5,000.00	3,662.50		255.00			3,917.50
	90,844.76	3,401.32		3,491.97	3,254.80		3,638.49
	5,001.55	183.53			180.00		3.53
	3,050.37	198.58		155.55			354.13
	40,409.37	6,981.83		2,015.52			8,997.35
	3,088.15	124.08		123.93	114.00		134.01
	1,000.00	49.00		51.00	49.00		51.00
	1,000.00	49.00		51.00	40.00		60.00
	10,000.00	689.84		510.00			1,199.84
	184,796.35	3,306.20			9,900.00	22,053.83	15,460.03
55.36	444.61			23.97	150.00	126.03	
	3,204.41	226.74		163.20			389.94
	10,517.69	1,299.69		536.52			1,836.21
	3,000.00						
	10,000.00	321.46		413.10			734.56
	1,000.00	96.40		40.80	100.00		37.20
666.56	10,000.00	445.62		406.47	400.00		452.09
	47,292.97	7,099.38	8,071.21—	66.81	2,750.00	7,666.56	4,011.54
	15,600.07	1,819.71		1,872.72	1,816.15		1,876.28
		682.31		609.96	200.00		1,092.27
	18,515.53	733.37		706.35	600.00		839.72
	4,966.63	202.77		189.72	200.00		192.49
	500.00	18.05		18.87	17.84		19.08
1,056.68	10,056.68	1,199.29	446.96		677.39		968.86
	42,000.00	1,574.88	600.00	1,477.98	2,291.10	800.00	2,161.76
	5,464.73	188.73		193.80	250.00	61.27	193.80
	30,090.48	1,877.77		1,126.59	100.00		2,904.36
	16,960.54	126.03		588.54			714.57
	200.00	58.78		7.14			65.92
	416,895.07	18,989.72		14,668.62	12,969.11		20,689.23
		224.10					224.10
		350.00			350.00		
	12,000.00	573.25	35.00	419.22	600.00	1,000.00	1,427.47
	7,568.90	1,301.94		251.94		1,250.00—	303.88
	189,000.00	1,331.82		6,038.91			7,370.73
	556.05	4.90		19.38			24.28
	5,000.00			83.64			83.64
	547.51			18.87			18.87
549.00	40,000.00			1,386.18			1,386.18
	16,318.30			427.65		221.37—	206.28
	5,562.55			146.88			146.88
	339.50	34.61		17.34	6.10		45.85
5,989.70	16,517.47			128.01		128.01—	
	5,185.90	1,327.34		264.69			1,592.03
	2,574.58	628.41		131.07	348.85		410.63
	9,536.25	444.62		469.71	100.00		814.33
	4,336.62			193.80		193.80—	
	510.00	334.22		26.01	206.00		154.23
	11,132.43	768.66		564.57	288.00	122.80—	922.43
	86,482.91			4,581.84		4,581.84—	
	250.00	1.94		12.75	15.00		.31—
118.11	5,008.02	446.55		205.02	1,200.06	753.45	204.96
	200.00						
	63,490.94	3,390.74		2,880.48	3,128.70		3,142.52
	5,500.00	690.31		280.50	200.00		770.81
	10,084.65			79.05			79.05
	1,100.00	69.33		48.96	50.00		68.29
	4,176.00	636.24		213.18	200.00		649.42
	4,176.00	207.60		213.18	200.00		220.78
		11,429.64	6,611.50		23,524.51	21,023.99	15,540.62



**STATEMENT OF ENDOWMENT FUNDS**

July 1, 1960 to June 30, 1961

Exhibit D

Fund No.	Name	Principal July 1, 1960	Endowment Gifts	Endowment
				Transfers
956	Class of 1916—Bernie Bierman Fund .....	3,912.71	1,980.62	142.59
961	Robert V. Cram Memorial Scholarship .....	1,562.87		
962	Minnesota Masquers Scholarship Fund .....	48.27		
967	Faith Thompson Scholarship Fund .....		30,362.65	
975	Chinese Students Emergency Aid Fund .....			
977	O. A. Storvick Memorial Fund .....	1,785.00		
978	The Sabra M. Hamilton Award in Hospital Administration .....	1,500.00		
979	James A. Hamilton Achievement Award in Hospital Administration .....	2,000.00		
982	Tollof Thompson Scholarship Fund .....	5,592.15		
<b>Transferred from Loans</b>				
539	Roy Rowell Ireland Loan Fund .....	120,000.00		146,718.42—
606	Cosmopolitan Club Loan Fund .....	200.00		
607	Elliot Trust Fund .....	5,000.00		
609	Gilfillan Trust Fund .....	40,770.00		
610	Edward M. and Effie R. Johnson Loan Fund .....	5,000.00		
611	Law Alumni Loan Fund .....			
613	Lind Fund for the Aid of Deserving Crippled Students .....	6,613.07		
615	Ludden Estate Loan Fund .....	6,207.00		
616	Ludden Real Estate Prize Fund .....	1,331.35		
617	Ludden Trust Fund .....	10,000.00		
619	Minnesota State Organization for Public Health Nursing Loan Fund .....	534.37		
632	Helen Dwan Loan Fund .....	2,058.75		
657	Eitel Loan Fund .....	78,418.75		
659	Law Faculty Scholarship and Loan Fund .....	19,190.88		
664	Clarissa Walton Marsh Memorial Scholarship Fund .....			
672	W. A. Lawhead Scholarship Fund .....	2,000.00		
693	John Buckhout Johnston Educational Fund .....	8,657.90		
714	Bertha Weiskopf Loan Fund .....	104.58		
749	Frank B. Kellogg Loan Fund .....			
931	Charles Washburn Nichols Service Award .....			
958	Temporary Investments Loan Fund .....			
991	Carmen Student Revolving Loan Fund .....	25,000.00		
998	Flour City Architectural Education Fund .....			
Total for Student Aid .....		\$ 3,259,188.44	\$202,839.64	\$163,128.46—
<b>For Other Purposes</b>				
520	Mary Elizabeth Head Charity Fund .....	2,000.00		
543	Elvin Charles Stakman Endowment Fund .....			
557	University Theater and Fine Arts Building Fund .....			
563	Lectureship Fund in Cancer Biology and/or Physiology .....	10,000.00		
575	Physicians and Hospital Supply Co. and Ulmer Pharmacal Co. Fund .....			
593	Henry Anton and Winifred Boynton Erikson Lectureship in Physics .....	2,956.80		
597	Metropolitan Opera Guarantee Fund .....	25,572.61		1,223.49
602	Minnesota Hospital and Home for Crippled Children .....	2,000,000.00		
	Endowment			
	Hospitalization for Crippled Children			
	Income from Investments			
	Land Rentals			
603	Caleb Dorr Fund .....			
670	Frederick J. Wulling Fund .....	2,026.00		
671	Herschel V. Jones Journalism Fund .....	24,423.33		
682	Adolph Erickson Fund for Social Welfare .....	2,581.85		
689	Reynold Johnson Memorial Fund .....	176.76		
695	John Charles Frizzell Estate Fund .....	5,667.57		
696	Earle Conklin Bailie Fund .....	1,499.80		
711	University of Minnesota Hospitals Bed Endowment Fund .....	2,195.92		105.57
712	Kewanis Court—600 West Franklin .....			
715	Twin City Milk Producers Association Equity Fund .....			

**STATEMENT OF ENDOWMENT FUNDS**

July 1, 1960 to June 30, 1961

Exhibit D

Adjustments	Current Restricted Funds						Balance June 30, 1961
	Balance June 30, 1961	Balance July 1, 1960	Gifts	Other Income	Expenditures	Transfers	
		3.46			3.95		.49—
					37.08	37.08	
	226.35	18.19		11.73			29.92
	1,349.78	925.26		68.85	174.08		820.03
		517.89	185.00	324.87	512.00		515.76
	538.00	31.99		27.54	9.10		50.43
				492.66		492.66—	
	1,500.00	670.05		76.50			746.55
	34,006.27	15,846.05		8,538.13	9,065.45		15,318.73
		171.23				171.23—	
		12,756.66		9,125.94		21,882.60—	
	82.86			3.06		3.06—	
	31,522.36			1,430.55		1,430.55—	
				219.30		219.30—	
	15,127.60	564.48		590.07	500.00		654.55
	156,801.62	5,749.08		6,072.06		5,612.46—	6,208.68
	12,000.00	750.78		450.84	1,000.00		201.62
	4,464.42	404.49		176.46			580.95
	35,000.00						
		531.46			556.46	25.00	
	17,816.36	608.40		622.20	525.00		705.60
				51.51		51.51—	
	3,794.50	1,531.85		133.11	1,390.54		274.42
				511.20	304.92	221.37	427.65
		2,000.00					2,000.00
	19,218.97	1,369.95		910.86	86.56		2,194.25
		97.75		10.20			107.95
	16,355.59	20,594.61	26,326.33	622.20	101.25	14,973.50—	32,468.39
		5,751.66		728.28	184.25		6,295.69
	5.00	355.32	3,720.00	.51	1,328.08		2,747.75
	37,275.94	9,960.34		1,676.73			11,637.07
	11,500.00	2,861.56	1,000.00	533.97	2,614.68		1,780.85
	800.00	430.80		40.80	27.44		444.16
		1,053.00			200.00	853.00—	
	3,000.00	393.03		153.00			546.03
<b>\$556,556.41</b>	<b>\$ 3,039,371.73</b>	<b>\$ 118,041.69</b>	<b>\$ 31,231.33</b>	<b>\$209,663.26</b>	<b>\$ 138,680.08</b>	<b>\$ 90,614.02—</b>	<b>\$ 129,642.18</b>
	360.25—	165,070.68		446.91—			3,922.60
		4,369.51					
		492.01				492.01—	
	2,168.65	2,786.16		1,853.51	877.42	425.88—	3,336.37
	8,000.00			277.44			277.44
	147,156.82			2,431.00			2,431.00
	12,346.39	308.75		629.85	613.75		324.85
<b>\$ 360.25—</b>	<b>\$ 334,742.54</b>	<b>\$ 7,956.43</b>	<b>\$</b>	<b>\$ 4,744.89</b>	<b>\$ 1,491.17</b>	<b>\$ 917.89—</b>	<b>\$ 10,292.26</b>
	55,718.41	753,988.28					
	62,328.40	674,651.22					
<b>\$118,046.81</b>	<b>\$ 1,428,639.50</b>						
	406.92	50,486.59					
		452.72					
		1,417.08					
551,546.75—	1,040,783.35						
	6,231.33						

**STATEMENT OF ENDOWMENT FUNDS**

July 1, 1960 to June 30, 1961

Exhibit D

Fund No.	Name	Endowment		
		Principal July 1, 1960	Endowment Gifts	Transfers
607	Elliot Trust Fund .....	217.36		
609	Gilfillan Trust Fund .....	9,230.00		
611	Law Alumni Scholarship and Loan Fund .....	18,928.13		3,000.00—
615	Ludden Estate Fund .....	1,500.00		
616	Ludden Real Estate Fund .....	41,091.85		
617	Ludden Trust Fund .....	9,984.72		
715	Twin City Milk Producers Association Equity Fund .....	4,963.18	2,182.74	2,212.22—
719	Endowment Fund of the School of Nursing .....	500.00		
749	Frank B. Kellogg Loan Fund .....	15,009.56		532.95
758	Fine Arts Fund .....	6,625.52		
766	University Theater Building Fund .....	11,088.37	222.98	492.66
834	Museum of Natural History Addition .....	1,309.94	14,437.37	393.08—
858	John A. Clark—Research in Diseases of Heart and Cancer .....	50,127.84		16,958.00—
886	Class of 1913 Fiftieth Anniversary Fund .....	935.39	995.00	51.51
923	Sophie DuFresne Memorial Scholarship Fund .....			4,581.84
949	George H. Christian Memorial Cancer Fund .....	132,160.58		
958	Student Loan Reserve Fund .....	42,503.14		14,803.77
998	Flour City Architectural Education Fund .....	4,750.00		
	Total Operating Temporarily As An Endowment .....	\$ 1,944,887.80	\$ 17,838.09	\$ 54,448.11
<b>SUMMARY</b>				
	General Purposes .....	\$45,701,377.23	\$472,977.37	
	Educational Purposes .....	8,256,874.49	72,090.53	\$ 6,444.21—
	Student Aid .....	3,259,188.44	202,839.64	163,128.46—
	Other .....	2,472,160.81	7,916.84	2,737.67
	Funds Subject to Annuity .....	238,535.29	147,156.82	50,589.32—
	Group Investments Reserve .....	1,310,592.69		
	Operating Temporarily As An Endowment .....	1,944,887.80	17,838.09	54,448.11
	Grand Total .....	\$63,183,616.75	\$920,819.29	\$162,976.21—

# STATEMENT OF ENDOWMENT FUNDS

July 1, 1960 to June 30, 1961

Exhibit D

Adjustments	Current Restricted Funds						Balance June 30, 1961
	Balance June 30, 1961	Balance July 1, 1960	Gifts	Other Income	Expenditures	Transfers	
	217.36						
	9,230.00						
1,210.43	17,138.56						
	1,500.00						
	41,091.85						
	9,984.72						
15.60	4,949.30						
	500.00						
	15,542.51						
	6,625.52						
	11,804.01						
	15,354.23						
1,779.31	34,949.15						
	1,981.90						
	4,581.84						
	132,160.58						
	57,308.91						
	4,750.00						
\$548,134.49—	\$ 1,469,039.51						
	\$46,174,354.60						
\$ 25,151.79	8,347,672.60	\$1,063,879.06	\$526,148.24	\$439,207.87	\$ 926,518.92	\$108,823.89—	\$ 993,892.36
49,075.60	3,347,975.22	170,706.84	27,077.25	157,542.29	177,502.83	53,121.61	230,945.16
556,556.41	3,039,371.73	118,041.69	31,231.33	209,663.26	138,680.08	90,614.02—	129,642.18
360.25—	334,742.54	7,956.43		4,744.89	1,491.17	917.89—	10,292.26
118,046.81	1,428,639.50						
548,134.49—	1,469,039.51						
\$200,335.87	\$64,141,795.70	\$1,360,584.02	\$584,456.82	\$811,158.31	\$1,244,193.00	\$147,234.19—	\$1,364,771.96

## SUMMARY OF ENDOWMENT FUNDS

June 30, 1961

Schedule D-1

	June 30, 1961		June 30, 1960	
	Amount	Per Cent	Amount	Per Cent
<b>Held by the Board of Regents (Book Value)</b>				
Cash .....	\$ 170,084.29	.9	\$ 281,787.71	1.6
Bonds:				
U. S. Government and Agencies .....	1,932,730.53	10.8	1,549,376.51	8.9
Public Utility .....	1,116,343.54	6.3	2,483,293.54	14.3
Industrial .....	2,606,625.00	14.6	2,887,218.75	16.6
Railroads, Including Equipment Trust Certificates .....	1,120,763.21	6.3	893,305.86	5.2
Finance .....	1,316,781.25	7.4		
Other .....	15,083.32	.1	456,052.12	2.6
Unamortized Premium .....	26,263.77	.1	52,850.07	.3
Mortgages .....	546,497.04	3.1	552,174.78	3.2
Preferred Stocks .....	743,581.50	4.2	1,003,846.41	5.8
Common Stocks .....	7,882,703.68	44.2	6,825,737.89	39.3
Real Estate .....	365,446.00	2.0	378,171.00	2.2
<b>Total Endowment Fund Securities Managed by the Regents .....</b>	<b>\$17,842,903.13</b>	<b>100.0</b>	<b>\$17,363,814.64</b>	<b>100.0</b>
<b>Held in Trust</b>				
Permanent University Fund .....	46,174,354.60		45,701,377.23	
Other Funds Held in Trust .....	124,537.97		118,424.88	
<b>Total Endowment Funds .....</b>	<b>\$64,141,795.70</b>		<b>\$63,183,616.75</b>	

## SUMMARY OF ASSETS PERMANENT UNIVERSITY FUND

Schedule D-2

	June 30, 1961	June 30, 1960	June 30, 1959
<b>Sources of Principal</b>			
Sales of Land .....	\$ 1,021,597.61	\$ 1,019,857.59	\$ 1,011,521.75
Sales of Timber .....	548,364.07	545,899.51	541,985.76
Mineral Permits .....	84,653.00	84,653.00	84,653.00
Royalties on Iron Ore .....	17,932,196.68	17,480,418.68	17,113,517.20
Occupational Tax .....	26,314,878.73	26,314,878.73	26,314,878.73
Profit on Sale of Bonds .....	272,664.51	255,669.72	192,601.35
<b>Total Funds Available .....</b>	<b>\$46,174,354.60</b>	<b>\$45,701,377.23</b>	<b>\$45,259,157.79</b>
<b>Investments of Principal</b>			
Cash .....	2,489.89	1,293.23	54,044.79
Land Contracts .....	5,293.27	5,580.31	4,789.56
Unamortized Bond Premiums .....	74,634.00	76,721.25	84,041.00
Bonds:			
U. S. Government .....	39,280,000.00	38,624,000.00	37,919,000.00
State of Minnesota .....	6,105,962.44	6,170,962.44	6,277,862.44
Trust Fund Loans .....	386,975.00	503,820.00	600,420.00
Minnesota Counties .....	200,000.00	200,000.00	200,000.00
Other States and Municipalities .....	119,000.00	119,000.00	119,000.00
<b>Total Assets .....</b>	<b>\$46,174,354.60</b>	<b>\$45,701,377.23</b>	<b>\$45,259,157.79</b>

## SUMMARY STATEMENT OF PLANT FUNDS

July 1, 1960 to June 30, 1961

Exhibit E

	Total	General University Fund	Restricted Funds	Auxiliary Enterprise Fund
Balance July 1, 1960	\$ 5,784,072.70	\$354,504.71	\$ 1,862,594.47	\$ 3,566,973.52
<b>Income</b>				
Income	594,308.32	90,329.59	376,518.07	127,460.66
Anticipated Income	7,945,192.33	18,810.67	7,821,045.90	105,335.76
<b>Transfers</b>				
From Current Funds	1,259,158.05	140,715.52	9,661.73	1,108,780.80
From Endowment Funds	106,757.06		106,757.06	
<b>Total Available</b>	<b>\$15,689,488.46</b>	<b>\$604,360.49</b>	<b>\$10,176,577.23</b>	<b>\$ 4,908,550.74</b>
<b>Expenditures</b>	<b>7,071,288.38</b>	<b>266,146.68</b>	<b>6,158,585.70</b>	<b>646,556.00</b>
Notes Payable Redeemed	254,820.88	29,000.00	59,999.99	165,820.89
Bonds Redeemed	123,000.00			123,000.00
Cash Balance, June 30, 1961	<b>\$ 8,240,379.20</b>	<b>\$309,213.81</b>	<b>\$ 3,957,991.54</b>	<b>\$ 3,973,173.85</b>
<b>Liabilities and Reserves (Exhibit A)</b>	<b>\$27,740,649.63</b>	<b>\$392,213.81</b>	<b>\$12,704,501.24</b>	<b>\$14,643,934.58</b>
Less: Anticipated Income	19,500,270.43	83,000.00	8,746,509.70	10,670,760.73
Cash Balance, June 30, 1961	<b>\$ 8,240,379.20</b>	<b>\$309,213.81</b>	<b>\$ 3,957,991.54</b>	<b>\$ 3,973,173.85</b>

## SUMMARY OF PLANT FUND ACCOUNTS

July 1, 1960 to June 30, 1961

Schedule E-1

	Balance July 1, 1960	Income	Transfers	Expenditures	Notes and Bonds		Balance June 30, 1961	
					Issues	Payments	Obligated	Unobligated
<b>Anticipated Income</b>								
Accounts	\$26,127,514.51	\$7,945,192.33	\$1,317,948.25					\$19,500,270.43
<b>Operating Accounts</b>	21,528,197.02	594,308.32	2,546,750.36	\$7,071,288.38			\$12,058,941.26	5,539,026.06
<b>Sinking Funds and Reserves</b>	459,075.55		137,113.00					596,188.55
<b>Notes and Bonds Payable</b>	9,924,314.64					\$377,820.88		9,546,493.76
<b>Total</b>	<b>\$ 5,784,072.70</b>	<b>\$8,539,500.65</b>	<b>\$1,365,915.11</b>	<b>\$7,071,288.38</b>	<b>\$377,820.88</b>		<b>\$12,058,941.26</b>	<b>\$ 3,818,562.06</b>

**PLANT FUNDS**  
**OPERATING ACCOUNTS**  
**July 1, 1960 to June 30, 1961**

Schedule E-2

Dept. and Fund	Balance July 1, 1960	Income	Transfers	Expenditures	Balance June 30, 1961	
					Obligated	Unobligated
6800—100 Supervising Architect .....	\$ 1,722.15		\$ 14,656.28	\$ 14,656.28	\$ 1,722.15	
6801—100 Crookston Animal Products Building Addition .....	48.73				48.73	
—357 1957 Appropriation .....	942.92				942.92	
6802—800 Cardiovascular Laboratory— 305 Union St. ....	1,278.23			1,263.53		\$ 14.70
6803—301 Remodeling Owre and Millard Hall—Phase III—1957 Ap- propriation .....	21,247.57			20,708.02	539.55	
—302 1959 Appropriation .....	291,019.18			176,794.45	58,614.52	55,610.21
—800 Phase II—Gifts—U. S. Public Health Service .....	2,000.00					2,000.00
6804—100 Shevlin Hall—Support .....			11,538.00		11,538.00	
—302 1959 Appropriation .....	119,029.86			91,155.92	27,687.05	186.89
—500 University Services Funds .....			77,900.00	7,176.69	70,056.31	667.00
6806—100 Itasca—Research Laboratory .....	559.01		1,294.67	36.19	1,817.49	
—100 Botany Laboratory .....	773.24		333.87—	439.37		
6807—301 Crookston—Stabilization of Building Structures .....	2,673.18			2,673.18		
—302 1959 Appropriations .....	49,862.92			41,755.93	7,991.45	115.54
6808—500 Dormitory Expansion .....	711,441.11		130,664.82—			580,776.29
6810—302 Wulling Hall Rehabilitation Phase I—1959 Appropriation .....	220,000.00			2,659.53	1,340.47	216,000.00
6811—301 St. Paul Dining Facilities .....	38,822.03			32,679.66	6,142.37	
—302 1959 Appropriation .....	197,248.39			92,589.76	96,861.45	7,797.18
—500 University Services Funds .....	3,452.20	\$ 4,724.38				8,176.58
6812—302 Zoology Rehabilitation—1959 Appropriation .....	188,254.66			32,540.58	98,586.30	57,127.78
6813—302 Owre Hall Rehabilitation—1959 Appropriation .....	275,763.86			82,402.93	92,648.63	100,712.30
6814—216 Pole Type Barn—Rosemount .....		370.94	2,551.43	2,922.37		
—800 Gifts .....		500.00		270.00	230.00	
6815—500 Men's Dormitory—East of Cen- tennial—Building .....	99,958.34		3,358.65	6,774.41	18,986.15	77,556.43
—500 Equipment .....	14,339.17			1,363.72		12,975.45
6816—100 Storage Library .....	3,000.00			3,000.00		
6817—500 Comstock Addition Building .....	9,842.82				4,500.00	5,342.82
6818—302 University Press Rehabilitation —1959 Appropriation .....	134,930.18			35,349.08	19,581.10	80,000.00
6819—302 Heating Lines and Tunnels to West Campus—1959 Appro- priation .....	535,000.00		100,522.00	22,786.50	77,112.50	535,623.00
6820—301 Duluth Science Building .....	1,265.90			1,265.90		
6821—100 Pediatrics Research Facilities .....	16,000.00		4,000.00—	47.00	11,953.00	
—499 Special State Funds .....			6,000.00		6,000.00	
—800 Gifts .....	56,604.99	4,000.00	8,700.00—	13,353.28	36,374.99	2,176.72
—800 Maintenance .....			2,700.00			2,700.00
—985 McClure Fund .....	15,000.00			15,000.00		
6822—302 Dining Hall Rehabilitation—St. Paul—1959 Appropriation .....	23,865.62			13,906.01	9,959.61	
6823—302 Agricultural Engineering Build- ing Rehabilitation—1959 Ap- propriation .....	125,000.00			569.83	82,030.17	42,400.00
6824—500 Garage Addition—Building 90 .....			22,000.00	21,876.80	123.20	
6825—501 Athletic Plant Expansion .....	1,055,853.80		64,899.27—	1,263.80		989,690.73
6826—100 Balloon Inflation Shelter .....	3,506.57			948.05	2,558.52	
6827—500 University Outing Center Camp —800 Gifts .....	5,807.01 1,032.53					5,807.01 1,032.53
6828—302 Home Economics Building—Re- habilitation—1959 Appropria- tion .....	37,150.00			29,199.99	7,950.01	
6829—302 Industrial Education Building— Duluth—1959 Appropriation .....	941,136.73			473,993.78	369,557.56	97,585.39
6830—817 Earle Brown Short Course Building .....	101,742.02		58,084.22	3,180.00	820.00	155,826.24

**PLANT FUNDS**  
**OPERATING ACCOUNTS**  
**July 1, 1960 to June 30, 1961**

Schedule E-2

Dept. and Fund	Balance July 1, 1960	Income	Transfers	Expenditures	Balance June 30, 1961	
					Obligated	Unobligated
6831—508 St. Paul Student Union Building Construction .....	34,939.63	1,000.00	356.78	19,369.26	2,885.85	14,041.30
—807 Gifts .....	185.00	532.90	15.00	35.00		697.90
6832—500 University Services Equipment Replacement .....	214,845.46	114,112.53	449.93—	62,021.33	25,513.35	240,973.38
6833—800 University of Minnesota, Duluth —Stadium Project .....	8,502.83	3,820.50		456.41		11,866.92
6834—801 Minnesota Medical Foundation —E. T. Bell Fund .....	63,676.12	260.00	1,265.73			65,201.85
6835—100 Hydraulics Lab.—Elevator .....	2,933.47			1,877.40	1,056.07	
—100 Welding Shop .....			6,800.00		6,800.00	
6836—500 Married Students Housing—St. Paul—Building .....	7,905.05		6,938.07—	966.98		
—500 Equipment .....	1,155.58		1,155.58—			
6837—500 St. Paul Campus Residence Halls, Building .....	20,235.18			5,659.38	2,117.24	12,458.56
—500 Equipment .....	2,885.88			2,519.51	12.00	354.37
6838—500 Addition to Duluth Dormitory I —Building .....	5,023.77		1,755.74—	3,268.03		
—500 Equipment .....	2,599.03		2,184.03—	415.00		
6839—302 Classroom Building for Teacher Education—1959 Appropriation .....	841,500.00		20,000.00—	423,005.30	391,360.70	7,134.00
—302 Equipment .....			20,000.00			20,000.00
6840—302 Revising Campus Electrical Sys- tem—Duluth—1959 Approp- riation .....	15,000.00			8,000.00		7,000.00
6841—100 Pedestrian and Utilities Tunnels —Support .....			8,808.00		8,808.00	
—302 1959 Appropriation .....	247,500.00			170,346.41	77,110.67	42.92
6843—302 Stephens Hall Rehabilitation— 1959 Appropriation .....	35,000.00			28,321.69	6,678.31	
6844—302 Owen Hall Rehabilitation— Crookston—1959 Appropria- tion .....	30,000.00			1,091.27	21,724.33	7,184.40
6845—100 Remodel Geochemistry Lab.— Support .....	2,850.00		3,000.00	858.31	4,991.69	
—800 National Science Foundation .....			2,850.00		2,850.00	
6846—302 Greenhouse Replacement— Crookston—1959 Appropria- tion .....	34,650.00			873.03	32,847.17	929.80
6847—302 Physical Education Building Re- habilitation—Crookston— 1959 Appropriation .....	15,000.00			3,276.66	2,477.34	9,246.00
6848—500 Union Equipment Replacement Fund .....	2,567.94			326.02	260.21	1,981.71
6849—509 Coffman Memorial Union—4th Floor Addition .....	12,438.92		6,798.97—	5,639.95		
6850—302 New Dairy Pole Barn—Crook- ston—1959 Appropriation .....	10,000.00			467.49	8,102.51	1,430.00
6851—550 Cedar Creek Laboratory Build- ing—Max C. Fleischmann Foundation .....	547.98				303.86	244.12
6852—500 Agricultural Cafeteria and Din- ing Hall—Equipment Re- placement .....		5,933.27	46.75	46.76		5,933.26
6853—302 Main Building Rehabilitation— Grand Rapids—1959 Approp- riation .....	15,000.00					15,000.00
6854—800 Masonic Hospital—Gifts .....			3,000.00		3,000.00	
—818 Masonic Funds .....	96,191.56		17,717.18—	4,327.48	6,322.32	67,824.58
6855—100 Linear Accelerator Alterations .....	23,891.04		2,571.60—	10.75	21,308.69	
6856—100 Surfacing Roads at Grand Rapids .....			1,536.00		1,536.00	
—302 1959 Appropriation .....	10,000.00			486.78	9,513.22	



**PLANT FUNDS**  
**OPERATING ACCOUNTS**  
**July 1, 1960 to June 30, 1961**

Schedule E-2

Dept. and Fund	Balance July 1, 1960	Income	Transfers	Expenditures	Balance June 30, 1961	
					Obligated	Unobligated
6857—301 Mayo Memorial Building—Re- modeling Existing Hospital Facilities—1957 Appropria- tions	21,199.50			1,600.00	19,599.50	
—351 Special State Appropriation— 1955	8,357.40				8,357.40	
6858—100 Remodeling Organic Geochem- istry Lab.	8,000.00			5,847.61	2,152.39	
—800 National Science Foundation			8,000.00		8,000.00	
6860—302 Music Building Rehabilitation— Morris—1959 Appropriation	5,000.00			404.56	4,210.44	385.00
6861—100 Expansion of Animal Research Quarters	45,000.00			45,000.00		
—399 Temporary Investment Income			3,500.00	3,500.00		
—723 Diehl-Copavin Fund			2,932.80			2,932.80
—800 Gifts	512,531.13	12,000.30	3,500.00	608,951.94	109,152.02	2,769.09
—802 Mayo Memorial Gifts	1,072.19			1,072.19		
—831 U. S. Public Health Service	624,000.00			594,732.25	27,578.42	1,689.33
—985 Silas McClure Fund	65,000.00		2,181.28	65,000.00		2,181.28
6861—992 Diehl Hall—Dittman Fund	2,200.00		2,200.00			
6862—302 Chemistry Building Rehabilita- tion—1959 Appropriation	194,687.65		104,891.44	37,948.73	47,847.48	4,000.00
—302 Rehabilitation of Fire Damaged Area—Chemistry—1959 Ap- propriation	146,209.01			117,837.22	3,371.79	25,000.00
—800 U. S. Public Health Service	202.49					202.49
6863—100 Geology X-Ray Lab. Remodel- ing	6,050.00			6,050.00		
—800 National Science Foundation			6,050.00	846.44	5,203.56	
6864—500 Spooner Hall Rehabilitation— Morris—University Services			4,961.00		4,961.00	
—302 1959 Appropriation	118,786.00			97,830.57	16,561.29	4,394.14
6865—302 Junior Hall Rehabilitation— Morris—1959 Appropriation	34,650.00			34,126.41	264.34	259.25
6866—302 Improvement of Electrical Serv- ice at Morris—1959 Appro- priation	20,000.00			564.04	435.96	19,000.00
6867—100 Alterations for College Level Training—Support Funds			9,900.00	490.61	9,409.39	
—500 Auxiliary Enterprise Funds	22,907.50			18,136.78	696.06	4,074.66
—814 Gifts	16,058.89		7,000.00	7,064.79		1,994.10
6868—500 Storage Building—Como Yard	2,199.64				2,199.64	
6869—302 Stabilize Existing Structures— Morris—1959 Appropriation	60,000.00			39,057.13	1,458.50	19,484.37
6870—302 Sheep Shelter and Calving Yard —Waseca—1959 Appropria- tions	7,000.00			380.13	5,500.00	1,119.87
6871—302 Steer and Calving Yard—Wa- seca—1959 Appropriation	9,000.00			446.83	8,489.00	64.17
6872—302 Farm Shop and Machine Shed —Waseca—1959 Appropria- tion	10,500.00			300.47	299.53	9,900.00
6873—100 Herdsmen's Cottage—Duluth			549.30	549.30		
—302 1959 Appropriation	14,850.00		216.00	14,922.44	143.56	
6874—337 Heating Plant and Tunnels— St. Paul	955.87			490.35	465.52	
6875—301 Medical-Dental-Biological Library—1957 Appropriation	431,500.00			431,500.00		
—349 1955 Appropriation	125,000.00			118,797.97	6,202.03	
—723 Diehl-Copavin Fund			108,000.00	108,000.00		
—800 Gifts	186,441.00		124,958.00	61,483.00		
—858 John A. Clark Fund			16,958.00	16,958.00		
6876—100 School of Mines Engineering Wing	1,849.65			1,081.15	768.50	
—301 1957 Appropriation	7,965.68		21,475.00	12,625.54	16,815.14	

**PLANT FUNDS**  
**OPERATING ACCOUNTS**  
**July 1, 1960 to June 30, 1961**

Schedule E-2

Dept. and Fund	Balance July 1, 1960	Income	Transfers	Expenditures	Balance June 30, 1961	
					Obligated	Unobligated
6877—301 Remodel School of Mines Building for Pharmacy—1957 Appropriation .....	200,472.17			199,252.04	1,220.13	
—346 1955 Appropriation .....	145,718.05			98,180.38	47,537.67	
—399 Special State Funds .....	56,424.97		28.91—	20,338.00	36,058.06	
—562 Endowment .....			3,438.00	255.00	3,232.80	49.80—
—800 Gifts .....	16,472.00		10,473.00	18,945.00	8,533.05	533.05—
—900 Gifts .....	16,472.00—			16,472.00—		
—800 U. S. Public Health Service .....			11,438.00	11,033.66		404.34
6878—500 Remodeling of Building No. 90 .....	64,367.29		110,381.10	170,365.89	2,216.40	2,166.10
6879—504 Duluth Student Center and Dormitory .....	2,959.70			940.75		2,018.95
—814 Gifts .....	922.25		922.25—			
6880—100 Rosemount Utility Shed .....			1,640.00	1,153.00	487.00	
—302 Dairy Nutrition Studies Laboratory—Rosemount—1959 Appropriation .....	25,000.00		4,000.00—	1,000.25		19,999.75
—302 Rosemount Utility Shed .....			4,000.00	4,000.00		
—438 Rosemount Utility Shed .....			3,000.00	3,000.00		
6881—324 Mayo Memorial Building .....	13,750.57			855.15	12,895.42	
—433 Hospital Funds .....	535.07			535.07		
—802 Gifts .....	501.55					501.55
6882—100 Single Family Cottages—Rosemount .....			1,700.00	1,700.00		
—302 1959 Appropriations .....	23,760.00			23,551.00	112.12	96.88
6883—302 Old Barn and Shop—Cloquet—1959 Appropriations .....	5,000.00			1,270.21	256.00	3,473.79
6884—302 Outdoor Lighting Facilities—Cloquet—1959 Appropriations .....	2,500.00				500.00	2,000.00
6885—302 Connecting Heat Plant of Main Building to Classroom—Grand Rapids—1959 Appropriations .....	15,000.00			5,057.36	864.14	9,078.50
—343 Grand Rapids Boiler .....	918.00				918.00	
6886—301 Soils Building .....	3,419.86			15.94—	3,435.80	
—352 1955 Appropriations .....	376.80—			973.56—	596.76	
6887—301 Dairy Building Alterations, Additions and Equipment—Appropriations 1957 .....	105,027.13			81,792.06	23,235.07	
—353 Appropriations—1955 .....	2,445.23			2,445.23		
6888—302 Bridge Across Otter Creek—1959 Appropriation .....	2,000.00				1,200.00	800.00
6889—301 Jackson Hall Remodeling—1957 Appropriation .....	4,904.46			1,672.73	3,231.73	
—302 1959 Appropriation .....	324,639.12			8,034.14	286,544.40	30,060.58
—800 U. S. Public Health Service .....	625.36					625.36
—800 Gifts .....			840.00			840.00
6890—301 Veterinary Medicine Basic Sciences Building Addition—Appropriation .....	2,204.68				2,204.68	
—354 1955 Appropriation .....	1,253.43			1,214.89	38.54	
6891—500 Commonwealth Terrace—Phase III .....			1,666,378.00	130,507.52	1,442,626.28	93,244.20
—500 Equipment .....			35,000.00			35,000.00
6892—100 Additions to Graduate Research Laboratories—Electrical Engineering .....	21,500.00			21,500.00		
—800 National Science Foundation .....			21,500.00	15,295.07	6,204.93	
6893—500 Bookstores Expansion—West River Project .....	40,054.26		6,814.15—			33,240.11
6894—511 Health Service Addition .....	28,980.94		1,066.73	25,826.95	3,582.49	638.23
—723 Diehl-Copavin Funds .....	361.00			214.25—		575.25

**PLANT FUNDS**  
**OPERATING ACCOUNTS**  
**July 1, 1960 to June 30, 1961**

**Schedule E-2**

Dept. and Fund	Balance July 1, 1960	Income	Transfers	Expenditures	Balance June 30, 1961	
					Obligated	Unobligated
6895—100 3rd Stack Level Completion in Fraser Hall .....	27,930.00			23,033.12	4,896.88	
6896—100 Classroom Building—Duluth .....	550.00		800.00	1,350.00		
—301 1957 Appropriations .....	2,845.59			2,845.59		
—356 1955 Appropriations .....	338.64				338.64	
6897—800 Variety Club Heart Hospital .....	8,372.84	6,545.66—			693.00	1,134.18
—832 U. S. Public Health Service .....	660.00					660.00
—927 Variety Club—Gifts .....	12,228.30		1,024.60	1,336.81	1,000.00	10,916.09
6898—100 Health Service—Duluth .....	5,875.65			1,437.76	4,437.89	
—500 University Services Funds .....	15,648.17		13,000.00			28,648.17
6899—500 Parking Facilities Equipment Replacement .....	2,116.23	1,580.48				3,696.71
6901—100 Purchase of Real Estate .....			55,000.00	33,386.92	21,613.08	
—500 University Services Funds .....	44,585.17		116,979.79	34,666.30	2,065.00	124,833.66
—501 Athletic Fund .....			2,985.00	2,985.00		
6902—100 Purchase of Real Estate—Du- luth .....	6,000.00	24,760.61			30,760.61	
6903—469 Southwestern Agricultural Ex- periment Station—Land Ac- quisition and Buildings .....	757.19			757.19		
—500 University Services .....	3,689.45		3,689.45—			
6904—300 Northern Pacific Oak Street Via- duct .....	104,300.00					104,300.00
6905—100 Purchase of Land—West River Expansion .....	14,833.79			12,170.16	2,663.63	
—301 1957 Appropriation .....	792.00				792.00	
6906—301 Purchase of Land—Medical School .....	48,036.82		47,402.09—	634.73		
6907—301 Purchase of Land—Housing .....	68,581.46		68,581.46—			
6908—301 Rosemount—Fire Protection and Water Supply System .....	20,293.27			11,662.18	8,631.09	
6909—301 Grand Rapids—Sanitary Sewers Installation .....	55,000.00			746.38	54,253.62	
6910—301 Excelsior—Oiling Roads .....	378.12			378.12		
6911—800 University of Minnesota Land- scaping Arboretum—Excelsior —Gifts .....	3,000.00			2,959.49		40.51
—846 Land and Road Development .....	1,796.07			1,796.07		
6912—100 Activation of 1809 S.E. 5th Street—Support Funds .....			194.34	194.34		
—399 Temporary Investment Income .....	9,840.61			9,840.61		
—500 University Services .....	10,000.00			10,000.00		
6913—100 Purchase of Land—Agriculture .....	24,833.01	59,568.98	21,000.00—	48,847.94	14,554.05	
6914—800 Obstetrics and Gynecology Re- search Laboratory .....		18,000.00				18,000.00
6915—100 West River Area Planning .....	7,349.00		6,500.00	13,848.20	.80	
—399 Temporary Investment Income .....	14,901.59		11,500.00	20,895.30	4,911.09	595.20
6916—302 Remodeling Chemistry Labora- tory .....			54,891.44	2,404.28	51,689.16	798.00
—800 U. S. Public Health Service .....			41,819.00		39,096.56	2,722.44
6917—301 Duluth Land Purchases—Cam- pus Consolidation .....			45,000.00		45,000.00	
6919—800 Morris Land Acquisition .....		500.00				500.00
6920—800 Diehl Hall—5th Floor Addition .....		301,000.00	1,500.00		3,000.00	299,500.00
—800 5th and 6th Floor Addition .....		39,850.00				39,850.00
6921—100 Agricultural Biochemistry Re- search Laboratory—Support Fund—Matching Funds .....			15,125.00		15,125.00	
6922—800 Otolaryngology Research Labo- ratory—U. S. Public Health Service .....			28,775.00		35,840.00	7,065.00—
—992 Dittman Fund .....			28,775.00	480.75	3,086.45	25,207.80

**PLANT FUNDS  
OPERATING ACCOUNTS  
July 1, 1960 to June 30, 1961**

Schedule E-2

Dept. and Fund	Balance July 1, 1960	Income	Transfers	Expenditures	Balance June 30, 1961	
					Obligated	Unobligated
6923—100 Cedar Creek Forest—Land .....	745.89			647.29	98.60	
—500 University Services .....	10.00	110.00				120.00
—550 Max C. Fleischmann Founda- tion—Cedar Creek Natural History Area—Land Acquisi- tion .....	44,456.00	1,540.00		419.00—	19.00	46,396.00
6924—100 Road Development—Duluth .....	458.97			458.97		
—302 1959 Appropriations .....	34,950.20			13,066.01	1,013.61	20,870.58
—500 University Services Fund .....			15,000.00	13,795.78	1,204.22	
6927—500 Land Acquisition—River Flats Parking Lots .....	112,148.24		59,293.04—			52,855.20
6928—302 Modernization of Physical Chemical Research Laboratory .....			50,000.00	7,588.18	35,476.82	6,935.00
—800 National Science Foundation .....			50,000.00		50,000.00	
6929—500 Printing Facility .....	250,000.00		157,568.07			407,568.07
6930—100 Building for Architecture and Engineering .....			3,125.00	2,225.00	900.00	
—301 1957 Appropriations .....	509,678.38		21,475.00—	426,713.06	61,490.32	
—800 National Science Foundation .....			7,500.00	7,098.71	401.29	
6931—100 Building for College of Medical Sciences and Dentistry (Owre- Jackson) .....			1,500.00		1,500.00	
—301 1957 Appropriation .....	2,619.85			33,240.26—	35,860.11	
—534 Robert Best Medical School Fund .....	28,877.30				28,877.30	
—800 U. S. Public Health Service .....	380,149.50			380,149.50		
—800 Gifts .....	11,036.20				11,036.20	
6932—301 Men's Dormitory—East of Pion- eer—1957 Appropriation—Pion- eer Hall Addition .....	18,169.56			1,500.00	16,669.56	
—500 Building .....	75,719.36		433.99—	35,210.70	272.20	39,802.47
—500 Equipment .....	4,717.45		433.99	2,966.90	262.39	1,922.15
6933—100 Library Rehabilitation—Support —301 Burton Hall Rehabilitation— 1957 Appropriation .....	310.31		2.29	2.29		
				212.17	98.14	
6934—301 Library Rehabilitation .....	43,226.68			36,437.83	6,788.85	
—302 1959 Appropriation .....	176,366.62			125,053.93	50,198.39	1,114.30
6935—301 Cold Storage Plant .....	4,925.46			1,637.79	3,287.67	
6936—450 Rehabilitation Center .....			3,500.00	2,334.19	4,609.18	3,443.37—
6937—301 Lyon Laboratories Rehabilita- tion .....	1,100.20				1,100.20	
6938—301 Veterinary Medicine—Research and Diagnostic Laboratory.....	16,967.15			2,133.55—	19,100.70	
—499 Special State Funds .....			2,500.00		2,500.00	
—800 Gifts .....	1,476.00		1,476.00—			
—800 U. S. Public Health Service .....	142,607.40		1,476.00	144,083.40		
6939—301 Forest Products Building—Ap- propriation .....	32,450.13			24,303.01	8,147.12	
6940—100 Horticultural Greenhouses .....			169.39	169.39		
—301 1957 Appropriations .....	3,137.44			3,137.44		
6941—301 Plant Science Field Building.....	1,457.62			446.47	1,011.15	
6942—301 Heating Tunnels and Piping— St. Paul .....	2,625.11			413.63	2,211.48	
6943—301 Coffey Hall Rehabilitation .....	30,121.63			16,014.57	14,107.06	
6944—301 Haecker Hall Rehabilitation .....	9,180.71			8,357.08	823.63	
—302 1959 Appropriation .....	135,774.59			89,922.40	43,735.67	2,116.52
6945—301 Green Hall Rehabilitation .....	1,417.86			725.70	692.16	
6946—301 Crop Research Laboratory Building .....	10,032.78			10,032.78		
—302 1959 Appropriation .....	1,000,000.00			546,120.38	383,360.33	70,519.29
—800 National Science Foundation .....			80,000.00		80,000.00	

**PLANT FUNDS**  
**OPERATING ACCOUNTS**  
**July 1, 1960 to June 30, 1961**

Schedule E-2

Dept. and Fund	Balance July 1, 1960	Income	Transfers	Expenditures	Balance June 30, 1961	
					Obligated	Unobligated
6947—301 Humanities Building—Duluth— Main Entrance and Three Level Corridor .....	3,200.00			3,112.65	87.35	
—302 Humanities and Science Build- ing—Duluth—1959 Appropriation .....	15,000.00			9,071.93	3,896.83	2,031.24
—820 Mrs. Alice Tweed Tuohy Art Gallery and Music Room Fund	49.40		1,098.00	1,098.00		49.40
—821 Mrs. Bernice Brickson Art Gal- ery and Music Room Fund	2,987.82		2,065.23—	307.00		615.59
6948—301 Social Science Building—Duluth	8,751.61			6,008.29	2,743.32	
6949—301 Heating Plant—Duluth—Phase I .....	50,804.49			28,321.54	22,482.95	
6950—301 Crookston Classroom Building .....	1,550.51			791.49—	2,342.00	
6951—301 Crookston Hog House .....	154.31			154.31		
6953—399 Remodeling and Equipping Graduate Research Labora- tories—Zoology .....	5,025.00			161.44	4,838.56	25.00
—800 National Science Foundation .....			5,000.00		5,000.00	
6956—100 Crookston—Rehabilitation of Dwellings						
—301 1957 Appropriation .....	1,262.18			1,060.27	201.91	
6957—301 Crookston — Horticulture Field Workroom and Storage .....	1,206.81			250.00	956.81	
6958—301 Cloquet—Camp Director's Resi- dence—1957 Appropriation ..	151.06			151.06		
6959—301 Cloquet—Two Student Cabins ..	632.34			632.34		
6960—399 Remodeling and Equipping Graduate Research Labora- tories—Botany .....	4,800.00			520.75	3,294.25	985.00
—800 National Science Foundation .....			4,800.00	1,584.22	3,215.78	
6961—800 Minnesota Alumni Association— Student Medical Center .....		500.00		274.77	225.23	
6962—301 Rosemount—Improving Electri- cal Service .....	737.06				737.06	
6964—301 Excelsior—Lath Propagating House .....	118.10			50.30	67.80	
6965—100 Duluth Experiment Station— Hog House .....			16.30	16.30		
—301 1957 Appropriation .....	341.06			132.24	208.82	
6966—301 Duluth Experiment Station— Hen House—1957 Appropria- tion .....	439.89				439.89	
6967—301 Waseca—Physical Education Building .....	3,444.71			2,774.19	670.52	
6968—100 Waseca—Feed Grinding and Storage Facilities — Support Funds .....			9.66	9.66		
—301 1957 Appropriation .....	1,078.34			9.66—	1,088.00	
6970—100 Morris—Administration Build- ing, Library and Auditorium			3.46	3.46		
—301 1957 Appropriation .....	440.54			440.54		
6971—301 Morris—Agricultural Engineer- ing Shops .....	524.78			524.78		
6972—301 Morris—Machine Shed and Re- pair Shop .....	144.89			144.89		
6973—301 Married Students Housing— Phase II .....	2,571.69			2,508.59	63.10	
—500 University Services .....	79,969.76		626.30—	27,671.90	18,441.73	33,229.83
—500 Equipment .....			2,437.34			2,437.34

**PLANT FUNDS  
OPERATING ACCOUNTS  
July 1, 1960 to June 30, 1961**

Schedule E-2

Dept. and Fund	Balance July 1, 1960	Income	Transfers	Expenditures	Balance June 30, 1961	
					Obligated	Unobligated
6974—399 Museum of Natural History Addition .....	1,000.00		1,000.00	979.00	21.00	1,000.00
—834 Endowment .....			612.38	612.38		
6975—829 Veterans of Foreign Wars Clinical Cancer Research Institute						
—Gifts .....	67,120.71		1,152.70	38,016.29	25,192.52	5,064.60
—830 U. S. Public Health Service .....	36,452.00			18,727.52	7,642.59	10,081.89
6976—550 Cedar Creek Forest Project—Garage .....			3,000.00		2,394.87	605.13
—800 Gifts .....			1,000.00			1,000.00
6977—472 Quonset Machine Shed—Lamberton .....			800.00		800.00	
6978—100 Rosemount—Miscellaneous Farm Buildings .....	19,492.83		16,155.43	15,802.00	19,846.26	
—500 University Services .....	1.18		58.18			59.36
—715 Endowment .....		189.09	2,220.38			2,409.47
—800 Gifts .....			1,000.00	875.24	124.76	
6979—500 Main Engineering Bookstore Alterations .....	5,028.79					5,028.79
6980—100 Crookston Land Budget .....		6,000.00			6,000.00	
6981—472 Drying Building—Lamberton .....			2,000.00		2,000.00	
6982—500 Milk and Cream Wing .....	55,081.36			34,793.90	11,479.65	8,807.81
6983—100 Data Processing System .....	24,585.99				24,585.99	
—500 University Services Fund .....	175,414.01		34,505.89		204,103.46	5,816.44
6984—100 Primary Electric Service—Minneapolis Campus .....	46,109.32		133.80	7,196.47	39,046.65	
6985—536 Hormel Institute Research Laboratory—Endowment Fund .....			2,000.00			2,000.00
—800 U. S. Public Health Service .....	149,225.26			141,124.85	6,998.60	1,101.81
—800 Gifts .....	28,002.00			28,078.58		76.58—
6986—100 Experimental Engineering—Sanitary Engineering Research Laboratory .....	32.54—			32.54—		
—800 U. S. Public Health Service .....	79.03		23.25—	32.54		23.24
6987—100 Maple Plain Veterinary Clinic.....	687.50		687.50—			
6988—792 Ophthalmological Research .....						
—800 U. S. Public Health Service .....	1,041.71			725.00	335.00	18.29—
6989—100 Itasca—Addition to Library and Office Building .....	243.00—		60.80—	303.80—		
6990—800 Health Research Facilities—Bacteriology and Enzyme Research Laboratory .....	743.13		60.00	785.00		18.13
—800 Gifts .....	1,222.00		60.00—	1,127.54		34.46
6991—301 Land Acquisition—South Side Campus Along East River Road .....			70,983.55		70,983.55	
6992—100 Waseca—Corn Crib .....	183.39			178.83—	362.22	
6993—100 Waseca—Superintendent's House .....	28,000.00			133.47	27,866.53	
6994—100 Grand Rapids—Hog House Addition .....	1,461.05		976.96—	484.09		
6995—302 Business Administration and General Purpose Classroom—1959 Appropriation .....	2,122,528.40			63,273.38	2,015,958.02	43,297.00
6996—500 University Services .....			40,054.54		40,054.54	
—302 Social Science and General Purpose Classroom Building—1959 Appropriation .....	2,223,000.00		100,522.00—	88,032.75	2,007,417.70	27,027.55

**PLANT FUNDS**  
**OPERATING ACCOUNTS**  
**July 1, 1960 to June 30, 1961**

Schedule E-2

Dept. and Fund	Balance July 1, 1960	Income	Transfers	Expenditures	Balance June 30, 1961	
					Obligated	Unobligated
6997—302 Foreign Language, English and General Purpose Classroom Building — 1959 Appropria- tion .....	2,232,000.00			62,909.53	2,056,556.43	112,534.04
6998—302 Scientific Apparatus Repair Shop —1959 Appropriation .....	175,000.00			58,242.03	78,257.31	38,500.66
6999—302 Chemical Storehouse Addition— 1959 Appropriation .....	504,000.00			261,971.83	168,882.14	73,146.03
Total .....	\$21,528,197.02	\$ 594,308.32	\$2,546,750.36	\$7,071,288.38	\$12,058,941.26	\$ 5,539,026.06

**PLANT FUNDS**  
**ANTICIPATED INCOME ACCOUNTS**  
**July 1, 1960 to June 30, 1961**

Schedule E-3

Dept. and Fund	Balance July 1, 1960	Income	Transfers	Expenditures	Balance June 30, 1961	
					Obligated	Unobligated
0707—100 Maple Plain Veterinary Clinic.....	\$ 28,000.00—		\$ 8,000.00			\$ 20,000.00—
0707—100 Gibbs-Nelson Property .....	84,000.00—		21,000.00			63,000.00—
0707—500 Dormitory for Men .....	.01—					.01—
0704—500 Married Student Housing .....			1,250,000.00—			1,250,000.00—
0707—504 Student Center and Dormitory Fund—Duluth .....	83,010.40—		39,742.05			43,268.35—
0707—507 New Residence Hall for Men— Minneapolis .....	2,985,000.00—		45,000.00			2,940,000.00—
0707—508 St. Paul Student Union .....	366,387.46—		23,116.65			343,270.81—
0707—509 Coffman Memorial Union— Fourth Floor Addition .....	221,813.25—		14,629.08			207,184.17—
0707—511 University Health Service Build- ing Fund .....	518,150.67—		29,872.41			488,278.26—
0707—512 Parking Lots Bank Loan .....	405,952.83—		58,460.70			347,492.13—
0707—513 Duluth Dormitory .....	345,000.00—		5,000.00			340,000.00—
0707—514 St. Paul Campus Housing Projects .....	1,955,000.00—		30,000.00			1,925,000.00—
0707—515 St. Paul Apartments and Min- neapolis Dormitories .....	2,803,000.00—		43,000.00			2,760,000.00—
0707—820 Mrs. Alice Tweed Tuohy Art Gallery and Music Room Fund .....	59,900.00—		20,000.00			39,900.00—
0707—821 Mrs. Bernice Brickson Art Gal- lery and Music Room Fund .....	19,100.00—		15,000.00			4,100.00—
0707—927 Variety Club Heart Hospital .....	50,000.04—		24,999.99			25,000.05—
0707—985 Silas McClure Medical Research Fund .....	5,000.00—		5,000.00			
0708—300 Northern Pacific Viaduct (Build- ing Program 1920-30) .....	104,300.00—					104,300.00—
0712—500 Accounts Receivable—University Services Equipment Replace- ment .....	76,267.00—		50,000.00			26,267.00—
1810—509 Coffman Memorial Union— Fourth Floor Addition .....		\$ 7,830.11	7,830.11—			
1810—803 Naval Science Building Fund .....		8,724.38—	8,724.38			
1810—807 Gifts—St. Paul Campus Union		15.00	15.00—			
—817 Gifts—Earle Brown Short Course Building .....		53,857.34	53,857.34—			
—820 Gifts—Mrs. Alice Tweed Tuohy Art Gallery and Music Room Fund .....		21,098.00	21,098.00—			
—821 Gifts—Mrs. Bernice Brickson Fund .....		16,303.18	16,303.18—			
—829 Veterans of Foreign Wars Clini- cal Cancer Research Institute .....	7,322.00—	2,000.00				5,322.00—
—927 Gifts—Variety Club Heart Hos- pital .....		75,000.04	50,000.02—			25,000.02
1820—100 Income from Investments—Sup- port Fund .....		10,730.50	10,730.50—			
—399 Special State Appropriations .....		67,921.34	67,921.34—			
—500 University Services Fund .....		55,228.00	55,228.00—			
—501 Athletic Fund .....		29,830.87	29,830.87—			
—502 Union Plant Funds .....		5,940.18	5,940.18—			
—506 Married Student Apartments— St. Paul and Residence Hall for Men and Women—St. Paul .....		2,833.76	2,833.76—			
—507 Residence Hall for Men—Min- neapolis .....		105.90	105.90—			
—508 St. Paul Campus Union Con- struction .....		356.78	356.78—			
—511 Health Service Building—Im- provement .....		1,066.73	1,066.73—			
—512 University Parking Lots Bank Loan .....		470.83	470.83—			



**PLANT FUNDS**  
**ANTICIPATED INCOME ACCOUNTS**  
**July 1, 1960 to June 30, 1961**

Schedule E-3

Dept. and Fund	Balance July 1, 1960	Income	Transfers	Expenditures	Balance June 30, 1961	
					Obligated	Unobligated
—513 Duluth—1958 Dormitory Construction Loan and Sinking Fund .....		1,672.60	1,672.60—			
—550 Max C. Fleischmann Foundation—Cedar Creek Natural History Area .....		1,274.91	1,274.91—			
—723 Diehl-Copavin Fund .....		2,932.80	2,932.80—			
—801 Minn. Medical Foundation—E. T. Bell Fund .....		2,265.73	2,265.73—			
—803 Naval Science Building Fund .....		181.24	181.24—			
—817 Earle Brown Short Course Building Fund .....		4,226.88	4,226.88—			
—818 Masonic Hospital Fund .....		2,153.02	2,153.02—			
—821 Brickson-Touhy Art Gallery .....		731.59	731.59—			
—829 Veterans of Foreign Wars Clinical Cancer Research Institute .....		1,152.70	1,152.70—			
—927 Variety Club Gifts .....		1,024.60	1,024.60—			
—985 McClure Fund .....		2,181.28	2,181.28—			
1830—800 Basic Science Research Facilities Expansion—U.S. Public Health Service .....	892,821.00—	838,940.00				53,881.00—
—811 Health Service Addition—Hill Burton Funds .....	38,270.00—	38,270.00				
—830 Veterans of Foreign Wars Cancer Research Institute—U.S. Public Health Service .....	36,452.00—	26,779.00				9,673.00—
—831 Expansion of Animal Research Quarters—U.S. Public Health Service .....	624,000.00—	579,303.00				44,697.00—
—832 Variety Club Heart Hospital—U.S. Public Health Service .....	11,466.00—	11,466.00				
1840—100 Plant Fund Income—Unassigned .....		8,080.17	8,080.17—			
6803—302 Millard Hall Remodeling—1959 Appropriation .....	80,000.00—	80,000.00				
6804—302 Shevlin Hall Rehabilitation—1959 Appropriation .....	115,000.00—	115,000.00				
6807—302 Stabilizing of Buildings—Crookston—1959 Appropriation .....	45,000.00—	45,000.00				
6810—302 Wulling Hall Rehabilitation—1959 Appropriation .....	220,000.00—	70,000.00				150,000.00—
6811—302 St. Paul Dining Facilities—1959 Appropriation .....	195,000.00—	145,000.00				50,000.00—
6812—302 Zoology Rehabilitation—1959 Appropriation .....	184,000.00—	135,500.00				48,500.00—
6813—302 Owre Hall Rehabilitation—1959 Appropriation .....	272,500.00—	192,500.00				80,000.00—
6818—302 University Press Rehabilitation—1959 Appropriation .....	130,000.00—	80,000.00				50,000.00—
6819—302 Heating Lines and Tunnels to West Campus—1959 Appropriation .....	530,000.00—	130,000.00				400,000.00—
6821—800 Pediatrics Research Laboratory Gifts .....	41,425.00—					41,425.00—
6822—302 Dining Hall Rehabilitation—1959 Appropriation .....	15,000.00—	15,000.00				
6823—302 Agricultural Engineering Building—1959 Appropriation .....	115,000.00—	85,000.00				30,000.00—
6828—302 Home Economics Building Rehabilitation—1959 Appropriation .....	20,000.00—	20,000.00				
6829—302 Industrial Education Building—1959 Appropriation .....	930,000.00—	730,000.00				200,000.00—
6839—302 Classroom Building for Teacher Education—1959 Appropriation .....	830,000.00—	630,000.00				200,000.00—

**PLANT FUNDS**  
**ANTICIPATED INCOME ACCOUNTS**  
**July 1, 1960 to June 30, 1961**

Schedule E-3

Dept. and Fund	Balance July 1, 1960	Income	Transfers	Expenditures	Balance June 30, 1961	
					Obligated	Unobligated
6840—302 Revising of Campus Electrical System—1959 Appropriation	5,000.00—	5,000.00				
6841—302 Pedestrian and Utilities Tunnels—Duluth—1959 Appropriation	245,000.00—	220,000.00				25,000.00—
6843—302 Stevens Hall Rehabilitation—1959 Appropriation	30,000.00—	30,000.00				
6844—302 Owens Hall Rehabilitation—1959 Appropriation	25,000.00—	15,000.00				10,000.00—
6845—800 Remodeling Geochemistry Lab—National Science Foundation		2,850.00	2,850.00—			
6846—302 Greenhouse Replacement—Crookston—1959 Appropriation	30,000.00—					30,000.00—
6847—302 Physical Education Building Rehabilitation—1959 Appropriation	14,000.00—	14,000.00				
6850—302 New Dairy Pole Barn—1959 Appropriation	9,000.00—	9,000.00				
6853—302 Main Building Rehabilitation Grand Rapids—1959 Appropriation	14,000.00—	4,000.00				10,000.00—
6856—302 Surface Roads at Grand Rapids—1959 Appropriation	9,000.00—	9,600.00				
6858—800 Remodeling Organic Chemistry Lab.—N.S.F.			8,000.00—			8,000.00—
6860—302 Music Building Rehabilitation—1959 Appropriation	4,000.00—	4,000.00				
6861—800 Expansion of Animal Research Facilities—Gifts	235,325.05—	131,451.25				103,873.80—
6862—302 Chemistry Building Rehabilitation—1959 Appropriation	175,000.00—	175,000.00				
6862—302 Rehabilitation of Fire Damaged Area of Chemistry—1959 Appropriation	100,000.00—	100,000.00				
6862—800 Chemistry Research Facilities—U.S. Public Health Service	41,150.00—	41,150.00				
6863—800 Remodeling Geology X-Ray Lab.—National Science Foundation			6,050.00—			6,050.00—
6864—302 Spooner Hall Rehabilitation—1959 Appropriation	115,000.00—	115,000.00				
6865—302 Junior Hall Rehabilitation—1959 Appropriation	33,000.00—	33,000.00				
6866—302 Improvement of Electrical Service at Morris—1959 Appropriation	19,000.00—	9,000.00				10,000.00—
6869—302 Stabilize Existing Structures—Morris—1959 Appropriation	55,000.00—	55,000.00				
6870—302 Sheep Shelter and Calving Yard—1959 Appropriation	6,000.00—	6,000.00				
6871—302 Steer and Calving Yard—Waseca—1959 Appropriation	8,000.00—	8,000.00				
6872—302 Farm Shop and Machine Shed—Excelsior—1959 Appropriation	9,500.00—					9,500.00—
6873—302 Herdsmen's Cottage—Duluth Station—1959 Appropriation	14,000.00—	14,000.00				
6875—723 Medical-Dental-Biological Library—Diehl-Copavin Fund	100,000.00		100,000.00—			
—800 Gifts	146,441.00—	8,728.00	137,715.00			
6877—800 Remodeling School of Mines	76,032.00—	77,123.00	11,438.00—			10,347.00—
6880—302 Dairy Nutrition Studies Lab.—1959 Appropriation	24,000.00—	24,000.00				
6882—302 Single Family Cottages—Rosemount—1959 Appropriation	22,000.00—	22,000.00				

**PLANT FUNDS**  
**ANTICIPATED INCOME ACCOUNTS**  
**July 1, 1960 to June 30, 1961**

Schedule E-3

Dept. and Fund	Balance July 1, 1960	Income	Transfers	Expenditures	Balance June 30, 1961	
					Obligated	Unobligated
6883—302 Old Barn and Shop—Cloquet— 1959 Appropriation .....	4,000.00—	4,000.00				
6884—302 Outdoor Lighting Facilities— 1959 Appropriation .....	2,500.00—	2,500.00				
6885—302 Connecting Heating Plant of Main Building to Classroom Building—1959 Appropriation .....	14,000.00—	9,000.00				5,000.00—
6888—302 Bridge Across Otter Creek— 1959 Appropriation .....	2,000.00—					2,000.00—
6889—302 Jackson Hall Remodeling—1959 Appropriation .....	322,000.00—	172,000.00				150,000.00—
6892—800 Electrical Engineering Labora- tories—Gifts .....		7,200.00				7,200.00
6892—800 Electrical Engineering—N.S.F. 6906—301 Purchase of Land—Medical School—1957 Appropriation .....	50,000.00—	2,417.00		21,500.00—		21,500.00—
6909—301 Grand Rapids—Sanitary Sewers Installation—1957 Appropria- tion .....	54,000.00—					54,000.00—
6916—800 Health Service .....			41,819.00—			41,819.00—
6922—800 Otolaryngology Research Lab.— Diehl Hall—U.S. Public Health Service .....			28,775.00—			28,775.00—
6924—302 Road Development and Street Lighting—Duluth—1959 Ap- propriation .....	25,000.00—	15,000.00				10,000.00—
6928—800 Modernization of Physical Chem- ical Instrumental Research Laboratories—N.S.F. ....			50,000.00—			50,000.00—
6930—800 Building for Architecture and Engineering—N.S.F. Funds....		7,500.00	7,500.00—			
6931—534 Building for College of Medical Sciences and Dentistry (Owre- Jackson) Robert Best Medical School Fund .....	28,877.30—		28,877.30			
6934—302 Library Rehabilitation—1959 Appropriation .....	166,500.00—	166,500.00				
6938—800 Veterinary Medicine—Research and Diagnostic Laboratory— U.S. Public Health Service .....	142,422.00—	125,947.00				16,475.00—
6944—302 Haecker Hall Rehabilitation— 1959 Appropriation .....	100,000.00—	100,000.00				
6946—800 Crop Research Laboratory— N.S.F. ....			80,000.00—			80,000.00—
6946—302 Crop Research Laboratory— 1959 Appropriation .....	975,000.00—	875,000.00				100,000.00—
6947—302 Humanities and Science Build- ing—Duluth—1959 Appropria- tion .....	13,000.00—	13,000.00				
6953—800 Remodeling and Equipping Graduate Research Laboratory —Zoology—N.S.F. ....			5,000.00—			5,000.00—
6960—800 Remodeling Laboratories for Paleobotanical Research— Botany—N.S.F. ....			4,800.00—			4,800.00—
6985—800 Hormel Institute Research Labo- ratory—U.S. Public Health Service .....	23,479.00—	10,472.00				13,007.00—
—800 Hormel Institute .....	94,225.50—	65,801.63				28,423.87—
6986—800 Experimental Engineering—San- itary Engineering Research Laboratory—U.S. Public Health Service .....	5,000.00—	4,976.75	23.25			

**PLANT FUNDS**  
**ANTICIPATED INCOME ACCOUNTS**  
**July 1, 1960 to June 30, 1961**

**Schedule E-3**

Dept. and Fund	Balance July 1, 1960	Income	Transfers	Expenditures	Balance June 30, 1961	
					Obligated	Unobligated
6988—792 Ophthalmological Research Laboratory—Frank E. Burch Research Fund .....	43,089.00—		43,089.00			
—800 U.S. Public Health Service .....	58,139.00—	58,139.00				
6990—800 Health Research Facilities—Bacteriology and Enzyme Research Laboratory—U.S. Public Health Service .....	15,162.00—	14,404.00				758.00—
6995—302 Business Administration and General Purpose Classroom Building—1959 Appropriation .....	2,103,000.00—	103,000.00				2,000,000.00—
6996—302 Social Science and General Purpose Classroom Building—1959 Appropriation .....	2,201,835.00—	101,835.00				2,100,000.00—
6997—302 Foreign Languages, English and General Purpose Classroom Building—1959 Appropriation .....	2,210,700.00—	90,700.00				2,120,000.00—
6998—302 Scientific Apparatus Repair Shop—1959 Appropriation .....	172,000.00—	132,000.00				40,000.00—
6999—302 Chemical Storehouse Addition—1959 Appropriation .....	494,000.00—	394,000.00				100,000.00—
<b>Total .....</b>	<b>\$26,127,514.51—</b>	<b>\$7,945,192.33</b>	<b>\$1,317,948.25—</b>			<b>\$19,500,270.43—</b>

**PLANT FUNDS**  
**SINKING FUNDS AND RESERVES**  
**July 1, 1960 to June 30, 1961**

Schedule E-4

Dept. and Fund	Balance July 1, 1960	Income	Transfers	Expenditures	Balance June 30, 1961	
					Obligated	Unobligated
<b>Sinking Funds</b>						
0753—506 St. Paul Apartment and Dormi- tory Revenue Bond of 1956 .....	\$ 97,992.52		\$ 35,393.78			\$ 133,386.30
0753—507 Minneapolis Dormitory Revenue Bond of 1956 .....	39,206.53		7,381.62—			31,824.91
0753—513 Addition to Duluth Dormitory Revenue Bond .....	15,191.49		10,329.62			25,521.11
0753—515 Minneapolis Dormitory and St. Paul Apartment Revenue Bond of 1957 .....	30,139.82		104,264.98			134,404.80
<b>Reserve for Certificates</b>						
0754—100 Maple Plain Veterinary Clinic.....	8,000.00					8,000.00
0754—499 Gibbs-Nelson Property .....			10,000.00			10,000.00
0754—500 Centennial Hall .....	1,036.44		8,000.00			9,036.44
0754—504 Duluth Student Center .....	33,000.00		25,999.37—			7,000.63
0754—512 University Parking Lots .....	58,460.70		58,460.70—			
0754—821 Mrs. Bernice T. Brickson Art Gallery and Music Room .....			4,100.00			4,100.00
0754—927 Variety Club Heart Hospital Fifth Floor Addition .....	.02		25,000.03			25,000.05
<b>Other Reserves</b>						
0757—399 Plant Fund—Special State .....			28.91			28.91
0757—512 Parking Lots .....			470.83			470.83
0759—502 Coffman Memorial Union Plant Funds .....	167,323.65		39,909.68			207,233.33
0759—803 Naval Science .....	8,724.38		8,543.14—			181.24
<b>Total .....</b>	<b>\$ 459,075.55</b>		<b>\$ 137,113.00</b>			<b>\$ 596,188.55</b>

**SUMMARY STATEMENT OF PLANT FUNDS**

**NOTES AND BONDS PAYABLE OUTSTANDING**

**June 30, 1961**

**Schedule E-5**

	Rate	Interest Paid 1960-61	Original Principal	Principal Paid 1960-61	Principal Paid to Date	Principal Outstanding June 30, 1961
<b>Parking Facilities</b> .....	2¾%	\$ 9,123.30	\$ 600,000.00	\$ 58,460.70	\$252,507.87	\$ 347,492.13
Notes dated October 1, 1956.						
Quarterly payments totaling \$16,896.00 (Annual \$67,584.00) includes principal and interest.						
Payments quarterly over a 10 year period.						
Payment dates: January 1, April 1, July 1, and October 1.						
<b>Kirby Student Center—Duluth</b> .....	2¾%	1,344.00	100,000.00	39,742.05	56,731.65	43,268.35
Notes dated June 28, 1957.						
Quarterly payments totaling \$2,021.67 (Annual, \$8,086.68) includes principal and interest.						
Payments quarterly over a 10 year period with a balloon payment of \$39,797.65 due on June 28, 1967.						
Payment dates: March 28, June 28, September 28, and December 28.						
<b>Campus Club—Improvements</b> .....	2½%	5,408.88	250,000.00	14,629.08	42,815.83	207,184.17
Notes dated June 2, 1958.						
Quarterly payments totaling \$5,009.49 (Annual, \$20,037.96) includes principal and interest.						
Payments quarterly over a 10 year period, with a balloon payment of \$93,905.46 on June 2, 1968.						
Payment dates: March 2, June 2, September 2, and December 2.						
<b>Variety Club Heart Hospital</b> .....	2¾%	1,312.50	150,000.00	24,999.99	124,999.95	25,000.05
Notes dated June 2, 1958.						
Annual payments on principal of \$24,999.99.						
Payment date: June 2.						
<b>Mrs. Alice Tweed Tuohy and Mrs. Bernice T. Brickson Art Gallery and Music Room Fund</b> .....	2%	1,405.00	134,000.00	35,000.00	90,000.00	44,000.00
Notes dated June 2, 1958.						
Semi-annual payments on the following dates and in the following principal amounts plus interest:						
December 2, 1959           \$17,400.00						
June 2, 1960               \$17,400.00						
December 2, 1960         \$17,400.00						
June 2, 1961               \$17,400.00						
December 2, 1961         \$12,000.00						
June 2, 1962               \$12,000.00						
December 2, 1962         \$20,400.00						
<b>St. Paul Campus Union Building</b> .....	2½%	8,944.11	399,999.99	23,116.65	58,729.19	343,270.80
Notes dated December 30, 1958.						
Quarterly payments totaling \$8,015.19 (Annual, \$32,060.76) includes principal and interest.						
Payments quarterly over a 10 year period, with a balloon payment of \$158,263.71 on December 30, 1968.						
Payment dates: March 30, June 30, September 30, and December 30.						
<b>Maple Plain Veterinary Clinic</b> .....	2¾%	687.50	40,000.00	8,000.00	20,000.00	20,000.00
Note dated December 15, 1958.						
Quarterly payments consist of \$2,000.00 principal (Annual, \$8,000.00) plus interest charges.						
Payments quarterly over a 5 year period.						
Payment dates: March 15, September 15 and December 15.						

**SUMMARY STATEMENT OF PLANT FUNDS**

**NOTES AND BONDS PAYABLE OUTSTANDING**

**June 30, 1961**

Schedule E-5

	Rate	Interest Paid 1960-61	Original Principal	Principal Paid 1960-61	Principal Paid to Date	Principal Outstanding June 30, 1961
Health Service Addition .....	2%	14,576.67	540,000.00	29,872.41	51,721.74	488,278.26
Notes dated September 30, 1959.						
Quarterly payments of principal and interest totaling \$11,112.27.						
Payment dates: June 30, September 30, December 31, March 31.						
Minneapolis Dormitory Revenue Bonds of 1956 .....	2%	81,468.75	3,029,000.00	45,000.00	89,000.00	2,940,000.00
Bonds dated September 1, 1956 (Registered).						
Due: Annual installments 1959-1996.						
Bond Holder: United States of America—Housing and Home Finance Administration.						
Type: Callable, all or portion, on any interest date without premium while held by this agency.						
Interest payment dates: March 1 and September 1.						
Principal payment date: September 1.						
St. Paul Apartment and Dormitory Revenue Bonds of 1956 .....	2%	53,350.00	1,985,000.00	30,000.00	60,000.00	1,925,000.00
Bonds dated September 1, 1956 (Registered).						
Due: Annual installments 1959-1996.						
Bond Holder: United States of America—Housing and Home Finance Administration.						
Type: Callable, all or portion, on any interest date without premium while held by this agency.						
Interest dates: March 1 and September 1.						
Principal payment date: September 1.						
St. Paul Apartment and Minneapolis Dormitory Revenue Bonds of 1957 .....	2%	79,968.13	2,803,000.00	43,000.00	43,000.00	2,760,000.00
Bonds dated October 1, 1957 (Registered).						
Due: Annual installments 1960-1997.						
Bond Holder: United States of America—Housing and Home Finance Administration.						
Type: Callable, all or portion, on any interest date without premium while held by this agency.						
Interest payment dates: April 1 and October 1.						
Principal payment date: October 1.						
Duluth Dormitory Bonds of 1958 (Series A) .....	2%	3,766.25	131,000.00	2,000.00	2,000.00	129,000.00
Bonds dated January 1, 1958 (Registered).						
Due: Annual installments 1961-1998.						
Bond Holder: United States of America—Housing and Finance Administration.						
Type: Callable, all or portion, on any interest date without premium while held by this agency.						
Interest payment dates: January 1 and July 1.						
Principal payment date: January 1.						
Duluth Dormitory Bonds of 1958 (Series B) .....	2%	5,885.00	214,000.00	3,000.00	3,000.00	211,000.00
Bonds dated January 1, 1958 (Registered).						
Due: Annual installments 1961-1998.						
Bond Holder: United States of America—Housing and Finance Administration.						
Type: Callable, all or portion, on any interest date without premium while held by this agency.						
Interest payment dates: January 1 and July 1.						
Principal payment date: January 1.						
Contract for Deed on Gibbs-Nelson Property .....	2½%	2,100.00	105,000.00	21,000.00	42,000.00	63,000.00
Payment dates: July 1.						
5 payments of \$21,000.00 each.						
<b>Total .....</b>		<b>\$269,340.09</b>	<b>\$10,480,999.99</b>	<b>\$377,820.88</b>	<b>\$934,506.26</b>	<b>\$9,546,493.76</b>

## STATEMENT OF INVESTMENT IN PLANT

July 1, 1960 to June 30, 1961

Exhibit F

	Total June 30, 1960	Expenditures		Adjustments		Total June 30, 1961
		Current Funds	Plant Funds	Additions	Deductions	
Land .....	\$ 10,511,807.87	\$ 36,374.29	\$ 130,033.54	\$ 2,000.00	\$ 74,196.11	\$ 10,606,019.59
Buildings .....	109,456,157.06	172,227.34	5,703,003.13	11,748.20	19,282.14	115,323,853.59
Other Permanent Improvements .....	5,337,817.26	223,815.92	278,999.31	50,025.11	276.18	5,890,381.42
Equipment .....	31,701,630.95	2,654,294.73	542,694.01	230,511.94	875,301.36	34,253,830.27
Specimens and Collections .....	1,725,389.79	117,150.04		38,988.82	28,039.20	1,853,489.45
Library and Reference Books .....	9,294,902.53	478,861.14	41.97	209,093.33	55,227.78	9,927,671.19
Livestock .....	359,995.72	84,802.43		319,647.31	398,793.22	365,652.24
<b>Total .....</b>	<b>\$168,387,701.18</b>	<b>\$3,767,525.89</b>	<b>\$6,654,771.96</b>	<b>\$862,014.71</b>	<b>\$1,451,115.99</b>	<b>\$178,220,897.75</b>

## SUMMARY OF ASSETS—LAND

June 30, 1961

Schedule F-1

	Acres	Book Value July 1, 1960	Additions 1960-61	Adjustments 1960-61	Book Value June 30, 1961
<b>Instruction and Research</b>					
Minneapolis Campus .....	231.554	\$ 8,762,808.88	\$ 92,474.89	\$14,271.79—	\$ 8,841,011.98
St. Paul Campus <sup>1</sup> .....	736.078	835,779.45	39,746.76	52,679.32—	822,846.89
University of Minnesota, Duluth .....	202.524	50,139.29			50,139.29
University Airport Site .....	330.760	16,800.00			16,800.00
Wildlife Range—Cedar Creek Natural History Area .....	3,965.900	124,351.51	400.00—		123,951.51
<b>Schools and Experiment Stations</b>					
Crookston .....	877.830	140,680.97		465.00—	140,215.97
Morris .....	856.830	61,137.53	14,486.18		75,623.71
Grand Rapids .....	454.600	34,095.00			34,095.00
Duluth .....	282.740	41,739.97			41,739.97
Waseca .....	599.101	78,284.94			78,284.94
Cloquet .....	3,702.090	66,446.39			66,446.39
Excelsior .....	383.060	38,235.52			38,235.52
Rosemount .....	8,011.420	72,388.04	20,000.00		92,388.04
Maple Plain .....	.623	6,048.01			6,048.01
Lamberton .....	240.000	45,102.50			45,102.50
<b>Total for Instruction and Research .....</b>	<b>20,875.110</b>	<b>\$10,374,038.00</b>	<b>\$166,307.83</b>	<b>\$67,416.11—</b>	<b>\$10,472,929.72</b>
<b>Other Lands</b>					
Federal Land Grant .....		70,495.25			70,495.25
Regents Addition .....		15,000.00			15,000.00
Salt Spring Land .....		28,778.00			28,778.00
Intercampus Right-of-Way .....		18,816.62			18,816.62
<b>Total Other Lands .....</b>		<b>\$ 133,089.87</b>			<b>\$ 133,089.87</b>
<b>Grand Total—Instruction and Research and Other Lands .....</b>		<b>\$10,507,127.87</b>	<b>\$166,307.83</b>	<b>\$67,416.11—</b>	<b>\$10,606,019.59</b>
<b>Lands and Buildings in Trust</b>					
Earle Brown Trust .....		4,680.00 <sup>2</sup>		4,680.00—	
Ludden Trust .....		1,800.00			1,800.00
Minnesota Hospital and Home for Crippled Children .....		25,000.00 <sup>3</sup>			25,000.00
Josephine L. Merriam Trust .....		320,473.28			320,473.28
John H. Rishmiller Trust .....		3,740.00			3,740.00
Charles H. Smith Trust Fund .....		2,000.00			2,000.00
Mary L. Edwards Estate .....			100.00	100.00—	
<b>Total in Trust .....</b>		<b>\$ 357,693.28</b>	<b>\$ 100.00</b>	<b>\$ 4,780.00—</b>	<b>\$ 353,013.28</b>

<sup>1</sup> Includes University Grove and University Field.

<sup>2</sup> Included in Land Total on Exhibit F.

<sup>3</sup> Depreciation not deducted.



## SUMMARY OF ASSETS—BUILDINGS

June 30, 1961

Schedule F-2

Summary	Value June 30, 1960	Additions 1960-61	Adjustments	Value June 30, 1961
Minneapolis Campus .....	\$ 73,021,378.11	\$3,180,566.83	\$7,493.04—	\$ 76,194,451.90
Off-Campus .....	634,308.25	143,244.36		777,552.61
St. Paul Campus .....	18,826,992.97	1,177,994.74		20,004,987.71
University of Minnesota, Duluth .....	8,740,727.32	1,101,294.98		9,842,022.30
Crookston .....	1,730,804.39	5,814.41	850.00	1,737,468.80
University of Minnesota, Morris .....	1,889,323.70	176,711.24	16.88	2,066,051.82
Duluth .....	205,156.18	15,620.28	560.00	221,336.46
Grand Rapids .....	487,564.27	5,541.45	3,778.05—	489,327.67
Itasca Park .....	115,800.73	770.59	850.00—	115,721.32
Waseca .....	2,445,865.27	2,958.04	854.65—	2,447,968.66
Excelsior .....	101,132.65	300.47		101,433.12
Cloquet .....	97,111.80	1,418.50		98,530.30
Lamberton .....	30,264.45	1,032.31		31,296.76
Rosemount Research Center .....	739,080.15	3,321.56	4,014.92	746,416.63
Rosemount Agricultural Experiment Station .....	390,646.82	58,640.71		449,287.53
<b>Grand Totals .....</b>	<b>\$109,456,157.06</b>	<b>\$5,875,230.47</b>	<b>\$7,533.94—</b>	<b>\$115,323,853.59</b>

## SUMMARY OF ASSETS—OTHER PERMANENT IMPROVEMENTS

BY CAMPUS

June 30, 1961

Schedule F-3

Department	Value July 1, 1960	Additions 1960-61	Adjustments	Value June 30, 1961
Minneapolis Campus .....	\$2,037,943.31	\$144,367.90	\$ 4,567.62	\$2,186,878.83
St. Paul Campus .....	1,068,379.10	75,211.67	3,725.17	1,147,315.94
University of Minnesota, Duluth Campus .....	681,486.22	122,894.94		804,381.16
Rosemount Research Center .....	102,268.82	373.03	5,304.28	107,946.13
Agricultural Experiment Stations .....	487,037.61	18,433.37	20,156.13	525,627.11
Miscellaneous .....	960,702.20	141,534.32	15,995.73	1,118,232.25
<b>Total .....</b>	<b>\$5,337,817.26</b>	<b>\$502,815.23</b>	<b>\$49,748.93</b>	<b>\$5,890,381.42</b>

**SUMMARY OF ASSETS—EQUIPMENT**

**June 30, 1961**

**Schedule F-4**

Department	Inventory of Equipment			Value June 30, 1961
	Value July 1, 1960	Additions 1960-61	Transfers and Adjustments	
Administration .....	\$ 433,797.47	\$ 37,155.54	\$ 3,719.93—	\$ 467,233.08
General University .....	999,028.83	77,947.15	34,232.80—	1,042,743.18
Science, Literature, and the Arts .....	961,915.38	34,577.16	6,020.81—	990,471.73
Institute of Technology .....	3,044,802.47	232,184.71	75,981.60—	3,201,005.58
Institute of Agriculture .....	3,435,984.30	223,114.90	99,444.36—	3,559,654.84
Medical Sciences .....	1,001,442.19	91,876.77	34,357.31—	1,058,961.65
University of Minnesota Hospitals .....	2,673,762.78	120,257.76	45,698.54—	2,748,322.00
College of Veterinary Medicine .....	394,267.67	68,863.05	2,686.65	465,817.37
School of Dentistry .....	417,810.50	70,633.77	225.00—	488,219.27
Law School .....	76,990.97	19,231.09	74.90—	96,147.16
College of Pharmacy .....	116,447.96	19,279.58	385.78—	135,341.76
College of Education .....	492,988.94	20,154.29	1,441.87—	511,701.36
Summer Session .....	17,710.63	3,446.00	120.00—	21,036.63
Graduate School .....	778,762.24	83,039.63	21,584.75—	840,217.12
School of Business Administration .....	125,527.73	8,781.47	144.82—	134,164.38
University of Minnesota, Morris .....	958.45	12,032.86		12,991.31
University College .....	287.97			287.97
General College .....	54,222.41	5,930.44	2,345.84—	57,807.01
Duluth .....	901,590.03	40,252.56	3,881.05—	937,961.54
Military and Naval Departments .....	16,074.14	610.19		16,684.33
Physical Education .....	202,675.17	8,180.48	3,788.28—	207,067.37
General Extension .....	445,860.67	44,434.00	1,545.66—	488,749.01
Physical Plant—Minneapolis Campus .....	1,020,604.35	74,279.95	25,739.89—	1,069,144.41
Physical Plant—St. Paul Campus .....	180,839.01	8,272.28	8,728.99—	180,382.30
Physical Plant—Other Than Campus .....	346,269.79	21,207.79	11,634.88—	355,842.70
University Services—Dormitory and Dining Halls .....	2,515,727.79	78,994.76	55,647.92—	2,539,074.63
University Services—Student .....	1,113,180.80	105,471.98	53,820.61—	1,164,832.17
University Services—General .....	1,414,637.81	131,512.42	48,059.02—	1,498,091.21
Revolving Funds .....	706,687.06	59,520.57	53,562.42—	712,645.21
Trust Funds—Research .....	7,174,063.43	1,349,048.58	53,920.89—	8,469,191.12
U. S. Atomic Energy Commission Contract AT (11-1)-50				
Non-Fund Transfers .....	151,240.45			151,240.45
Other Trust Funds .....	117,354.79	5,626.19	967.16—	122,013.82
Plant Funds .....	368,116.77	141,070.82	400.99—	508,786.60
<b>Total .....</b>	<b>\$31,701,630.95</b>	<b>\$3,196,988.74</b>	<b>\$644,789.42—</b>	<b>\$34,253,830.27</b>

**SUMMARY OF ASSETS—MUSEUM AND COLLECTIONS**

June 30, 1961

Schedule F-5

Department	Value June 30, 1960	Purchases	Gifts	Collections	Transfers and Adjustments	Value June 30, 1961
Museum of Natural History .....	\$ 185,369.80		\$ 772.00	\$1,593.00	\$ 1,989.25	\$ 189,724.05
University Gallery .....	326,550.49	\$ 20.00	25,735.00		1,955.50	354,260.99
Anthropology .....	18,947.00		209.00	11.00	15.00	19,182.00
Botany .....	285,688.00		884.50	265.00	1,213.00	288,050.50
Art .....	42,216.70	251.24			3,065.56	45,533.50
Geography .....	125.00					125.00
Geology and Mineralogy .....	56,430.46					56,430.46
Zoology .....	7,581.72					7,581.72
Chemistry .....	240.00					240.00
School of Mines and Metallurgy .....	4,176.27					4,176.27
Biochemistry .....	1,761.50					1,761.50
Entomology and Economic Zoology .....	91,348.46			191.69		91,540.15
Plant Pathology and Botany .....	87,377.90					87,377.90
Agricultural Extension .....	14,664.48	4,181.45			406.70—	18,439.23
Pharmacy .....	2,068.34					2,068.34
Audio-Visual Extension Service .....	512,264.69	64,965.94			15,340.89—	561,889.74
Audio-Visual Education Service .....	52,521.16	4,344.27	891.00		198.32	57,954.75
Frederick J. Wulling Trust Fund .....	1,265.29					1,265.29
Vance Memorial Fund .....	1,550.00					1,550.00
Miscellaneous Departments						
Minneapolis Campus .....	13,987.98	42,567.07			576.20—	55,978.85
Agricultural Campus .....	16,606.88	369.03			11,696.91—	5,279.00
Duluth .....	2,629.17	451.04				3,080.21
Cloquet Forest Research Center .....	18.50				18.50—	
<b>Total .....</b>	<b>\$1,725,389.79</b>	<b>\$117,150.04</b>	<b>\$28,491.50</b>	<b>\$2,060.69</b>	<b>\$19,602.57—</b>	<b>\$1,853,489.45</b>

**SUMMARY OF ASSETS—LIBRARY AND REFERENCE BOOKS**

June 30, 1961

Schedule F-6

Department	Value June 30, 1960	Additions		Transfers and Adjustments	Value June 30, 1961	Number of Volumes
		Purchases	Gifts			
Library—Minneapolis Campus .....	\$5,890,472.38	\$307,050.63	\$119,272.00	\$50,821.53	\$6,367,616.54	1,556,802
Library—St. Paul Campus .....	418,873.84	39,464.36	330.00	27,172.37—	431,495.83	104,119
University of Minnesota, Duluth .....	289,791.29	31,876.75	4,041.00	963.54—	324,745.50	75,588
University of Minnesota, Morris .....	84.02	13,777.54	1,608.00	1,648.74—	13,820.82	4,234
University of Minnesota—						
Crookston .....	10,840.71	43.64		100.56	10,984.91	5,525
Morris .....	8,502.84			3,000.77—	5,502.07	4,114
Grand Rapids .....	2,844.26	89.88	7.00	35.73—	2,905.41	1,463
Waseca .....	8,530.00			115.00	8,645.00	2,933
Law School .....	2,322,825.00	51,926.72	6,000.00	26,008.28	2,406,760.00	256,987
University High School .....	23,437.00	448.04	600.00	189.96	24,675.00	8,799
Miscellaneous—Minneapolis Campus .....	318,701.19	30,213.56		18,394.64—	330,520.11	
Miscellaneous—St. Paul Campus .....		4,011.99*		4,011.99—*		
<b>Total .....</b>	<b>\$9,294,902.53</b>	<b>\$478,903.11</b>	<b>\$131,858.00</b>	<b>\$22,007.55</b>	<b>\$9,927,671.19</b>	<b>2,020,564</b>

\* Transferred to St. Paul Campus Library.

# SUMMARY OF ASSETS—LIVESTOCK

June 30, 1961

Schedule F-7

Department	Value July 1, 1960	Purchases	Sales	Adjustments	Value June 30, 1961
Animal Husbandry .....	\$ 51,893.00	\$22,113.94	\$ 61,070.86	\$ 52,456.32	\$ 65,392.40
Dairy Husbandry .....	73,491.00	7,284.86	21,993.87	10,945.68	69,727.67
Poultry Husbandry .....	20,077.70			953.30	21,031.00
College of Veterinary Medicine .....	12,039.80	23,823.97	12,156.97	6,471.80—	17,235.00
Crookston .....	23,172.71	720.00	44,003.55	37,050.11	16,939.27
Morris .....	50,492.92	5,519.47	49,049.47	46,454.08	53,417.00
Grand Rapids .....	23,490.00		30,901.64	28,014.64	20,603.00
Duluth .....	19,770.00	524.41	18,685.17	21,510.76	23,120.00
Waseca .....	20,670.99	1,504.00	37,509.26	34,870.17	19,535.90
Rosemount .....	64,897.60	23,271.78	116,910.63	87,392.25	53,651.00
Miscellaneous .....		40.00		40.00—	
<b>Total .....</b>	<b>\$359,995.72</b>	<b>\$84,802.43</b>	<b>\$392,281.42</b>	<b>\$313,135.51</b>	<b>\$365,652.24</b>

**STATEMENT OF AGENCY FUNDS**

July 1, 1960 to June 30, 1961

Exhibit G

Fund No.	Balance July 1, 1960	Additions	
		Principal	Earnings
579 James F. Bell Book Trust .....	\$ 10,475.00		
761 Student Organizations Agency Fund .....	500.00		
775 General Deposit Account—Agency Fund .....	708.30		
793 Student Organizations Group Investment Trust Fund .....	125,147.56		\$5,209.16
<b>Total .....</b>	<b>\$136,830.86</b>		<b>\$5,209.16</b>

\* Denotes Investments in Books and Equipment.

**STATEMENT OF AGENCY FUNDS**

**July 1, 1960 to June 30, 1961**

**Exhibit G**

Deductions				Balance June 30, 1961	Assets	
Principal	Earnings	Other Expense	Transfers		Cash	Investments
				\$ 10,475.00		\$ 10,475.00*
\$500.00				708.30	\$ 708.30	
250.00	\$4,849.40			125,257.32	3,536.74	121,720.58
<b>\$750.00</b>	<b>\$4,849.40</b>			<b>\$136,440.62</b>	<b>\$4,245.04</b>	<b>\$132,195.58</b>

## CASH AND BANK RECONCILEMENT

June 30, 1961

### BANK RECONCILEMENT

Exhibit H

	General Account	Payroll Account	Miscellaneous Accounts	Total
	Northwestern National Bank	First National Bank	•	
Balances from Treasurer's Office June 30, 1961	\$2,739,879.11	\$1,000,000.00	\$568,526.81	\$4,308,405.92
Less Returned Checks	1,814.61			1,814.61
	\$2,738,064.50	\$1,000,000.00	\$568,526.81	\$4,306,591.31
Plus Payroll Transfer Check No. 2088 in Transit	1,514,226.98			1,514,226.98
Plus Outstanding Checks	943,874.08	1,720,421.72		2,664,295.80
<b>Bank Balances June 30, 1961</b>	<b>\$5,196,165.56</b>	<b>\$2,720,421.72</b>	<b>\$568,526.81</b>	<b>\$8,485,114.09</b>
•First National Bank (Navy Special Pool Account)			\$118,526.81	
First National Bank, Minneapolis, St. Anthony Falls Office			100,000.00	
University National Bank, Minneapolis			100,000.00	
First National Bank, St. Paul			100,000.00	
First American National Bank, Duluth			50,000.00	
Northern City National Bank, Duluth			75,000.00	
First National Bank, Austin			25,000.00	
			<u>\$568,526.81</u>	

### CASH RECONCILEMENT TREASURER'S AND BUSINESS OFFICE RECORDS JUNE 30, 1961

Balances, Treasurer's Office			
General Account—Northwestern National Bank, Minneapolis	\$2,739,879.11		
Payroll Account—First National Bank, Minneapolis	1,000,000.00		
Navy Special Pool Account—Midland National Bank, Minneapolis	118,526.81		
Account—First National Bank, Minneapolis, St. Anthony Falls Office	100,000.00		
Account—University National Bank, Minneapolis	100,000.00		
Account—First National Bank, St. Paul	100,000.00		
Account—First American National Bank, Duluth	50,000.00		
Account—Northern City National Bank, Duluth	75,000.00		
Account—First National Bank, Austin	25,000.00		
		<u>\$4,308,405.92</u>	
Plus Cash and Checks on Hand and in Transit		373,177.60	\$4,681,583.52
Less items in transit:			
Payroll Abstracts charged by Business Office in June, but recorded by Treasurer in July			
Mechanics, July 4		\$ 140,661.00	
Miscellaneous, July 5		567,182.94	
			<u>707,843.94</u>
			<u><u>\$3,973,739.58</u></u>
Cash Balances—June 30, 1961 (See Balance Sheet, Exhibit A)			
Current Funds			
General University Fund		\$ 689,890.53	
Federal Funds		44,090.13	
Special State Funds		498,830.11	
Auxiliary Enterprises Funds		130,704.77	
Trust Funds—Endowed and Gifts		1,705,663.37	
			<u>\$2,071,518.69</u>
Agency Funds			4,245.04
Plant Funds			
General University Fund		\$ 8,235.64	
Special State Funds		137,713.16	
Auxiliary Enterprises Funds		1,006,138.51	
Trust Funds—Endowed and Gifts		404,123.23	
			<u>1,539,739.26</u>
Endowment Funds			170,084.29
Loan Funds			188,152.30
			<u><u>\$3,973,739.58</u></u>