

**Bulletin of
The University of Minnesota**

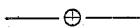
BUSINESS OFFICE



REPORT OF THE COMPTROLLER

FOR THE

YEAR ENDING JUNE 30, 1923



**ALBERT J. LOBB
COMPTROLLER**

Published by the University of Minnesota
Minneapolis, Minnesota
1923

THE BOARD OF REGENTS

MEMBERS EX-OFFICIO

J. A. O. PREUS	-	The Governor of Minnesota	-	-	Minneapolis
J. M. McCONNELL	-	The Commissioner of Education	-	-	St. Paul
LOTUS D. COFFMAN	-	The President of the University	-	-	Minneapolis

APPOINTED MEMBERS

MILTON M. WILLIAMS, Little Falls	-	-	-	-	Term Expires 1st Tues. Mar. 1925
WM. J. MAYO, Rochester	-	-	-	-	1st Tues. Mar. 1925
GEORGE H. PARTRIDGE, Minneapolis	-	-	-	-	1st Tues. Mar. 1926
EGIL BOECKMANN, St. Paul	-	-	-	-	1st Tues. Mar. 1927
ALICE WARREN, Minneapolis	-	-	-	-	1st Tues. Mar. 1927
JOHN G. WILLIAMS, Duluth	-	-	-	-	1st Tues. Mar. 1927
FRED B. SNYDER, Minneapolis	-	-	-	-	1st Tues. Mar. 1928
A. D. WILSON, Guthrie	-	-	-	-	1st Tues. Mar. 1928
PIERCE BUTLER, St. Paul	-	-	-	-	1st Tues. Mar. 1928
J. E. G. SUNDBERG, Kennedy	-	-	-	-	1st Tues. Mar. 1929

OFFICERS OF THE BOARD

FRED B. SNYDER	-	-	-	-	-	President
MILTON M. WILLIAMS	-	-	-	-	-	Vice President
ALBERT J. LOBB	-	-	-	-	-	Secretary

THE BUSINESS OFFICE

ALBERT J. LOBB	-	-	-	-	-	Comptroller
CLAYTON E. GRISWOLD	-	-	-	-	-	Assistant Comptroller
PHILIP P. PHILLIPS	-	-	-	-	-	Chief Accountant
HENRY A. HILDEBRANDT	-	-	-	-	-	Superintendent Buildings and Grounds
ROY S. CALLAWAY	-	-	-	-	-	Purchasing Agent
JOSEPH C. POUCHER	-	-	-	-	-	Inventory Clerk
CONRAD SEITZ	-	-	-	-	-	Bursar

LETTER OF TRANSMITTAL

PRESIDENT L. D. COFFMAN,
University of Minnesota.

Dear Sir:

I have the honor to submit herewith the Annual Report of the Comptroller of the University of Minnesota for the year ending June 30, 1923.

Respectfully submitted,

ALBERT J. LOBB,
Comptroller

TABLE OF CONTENTS

	Page
BOARD AND OFFICERS	3
LETTER OF TRANSMITTAL	4
TABLE OF CONTENTS	5
INCOME SUMMARY	6
DISBURSEMENTS SUMMARY	7
HOW THE UNIVERSITY DOLLAR IS RECEIVED	8
HOW THE UNIVERSITY DOLLAR IS DISBURSED	9
CONSOLIDATED BALANCE SHEET	10, 11
CLASSIFICATION	
Salaries and Wages	12, 13
Supplies and Expenses	14, 15
Capital Outlay	16
DEPARTMENTAL ANALYSIS	
Administration	17
University General	17
College of Science, Literature, and the Arts	17
College of Engineering	18
Department of Agriculture	18
Medical School	19
School of Mines	19
PHYSICAL PLANT ANALYSIS	
Main Campus	20
University Farm	21
PERMANENT IMPROVEMENTS	
Fund Balances	22
Disbursements	23
SERVICE ENTERPRISES AND HEALTH SERVICE	
Receipts	24
Disbursements	25
TRUST FUNDS	
Receipts	26
Disbursements	27
MAYO FOUNDATION	28
TRUST FUND ASSETS	29
ENROLMENT	30
STUDENT FEES	31
GENERAL INVENTORY	32
Buildings	33-35
RECONCILIATION OF SUPPORT FUND WITH STATE AUDITOR	36-37
SUNDRY INCOME	38

INCOME SUMMARY

	1921-1922	Per Cent	1922-1923	Per Cent
FROM INTEREST				
Swamp Land Interest.....	\$ 36,876.27		65,539.50	
Land Grant—Invested Funds.....	91,966.83		85,621.23	
	\$ 128,843.10	2.5	\$ 151,160.73	2.8
FROM FEDERAL FUNDS				
Morrill Fund.....	25,000.00		25,000.00	
Nelson Fund.....	25,000.00		25,000.00	
Adams Fund.....	15,000.00		15,000.00	
Hatch Fund.....	15,000.00		15,000.00	
Smith-Lever Fund.....	142,523.81		150,319.33	
Smith-Hughes Fund.....	18,226.97		19,033.83	
	240,750.78	4.6	249,353.16	4.7
FROM STATE				
23/100 Mill Tax.....	461,674.57		470,308.82	
Maintenance Appropriation.....	3,000,000.00		3,000,000.00	
County Agents.....	84,000.00		84,000.00	
Investigations				
Peat Soil.....	5,000.00		5,000.00	
Sandy Land.....	5,000.00		5,000.00	
Low Lime.....	2,000.00		3,000.00	
Mari.....	5,000.00		5,000.00	
Drainage Tile.....	5,000.00		5,000.00	
Manganiferous Ores.....	5,000.00		5,000.00	
Peat Fuel.....	10,000.00		10,000.00	
Cornstalk Syrup.....	5,000.00		5,000.00	
State Entomologist.....	5,000.00		5,000.00	
Agricultural Extension.....	40,000.00		40,000.00	
	3,632,674.57	69.6	3,642,308.82	68.4
Building Fund not included (see below)	(581,169.70)		(538,558.94)	
FROM STUDENT FEES (Net)				
University Regular (page 31).....	594,861.86		588,061.84	
Summer Session (page 31).....	80,602.44		103,006.11	
Agriculture (page 31).....	55,728.63		55,709.97	
Crookston.....	1,848.18		6,009.53	
Morris.....	2,608.85		5,123.17	
Federal Board Agriculture.....	15,546.15		29,740.77	
Extension Division.....	74,722.67		92,173.56	
Breakage.....	36,564.78		50,957.22	
	862,483.56	16.5	930,782.17	17.5
FROM SALES				
Dental Infirmary.....	61,291.74		53,906.53	
Elliot Hospital and Free Dispensary..	27,449.28		24,444.67	
Agricultural Products.....	76,619.42		78,715.08	
Lyceum Lectures.....	46,823.16		37,126.39	
Advance Registry Testing.....	31,136.96		25,398.06	
Campus Rents and Sales.....	5,299.72		4,845.00	
Sundry Income (page 38).....	104,504.80		129,574.38	
	353,125.08	6.8	354,011.01	6.6
FROM STATE				
Building Fund (page 22).....	5,217,877.09	100.0	5,327,615.89	100.0
Service Enterprises (page 24).....	581,169.70		799,664.94	
Trust Funds (page 26).....	805,512.12		770,312.63	
Trust Funds (page 26).....	62,435.09		78,442.53	
Mayo Foundation (page 28).....	130,849.97		133,935.89	
Mayo Donation.....	291,050.20			
	\$7,088,894.17		\$7,109,971.88	

Note:

The above statement is net.
Refunds totaling \$109,829.98 have been deducted.

DISBURSEMENTS SUMMARY†

	Salaries and Wages	Supplies and Expenses	Plant* Maintenance	Capital Outlay	Totals	Per Cent
Administration	\$ 125,547.83	\$ 14,946.81		\$ 1,278.85	\$ 141,773.49	2.9
General University	135,524.25	55,616.48		41,501.81	232,642.54	4.8
Physical Education	32,745.46	963.68		4,428.68	38,137.82	.8
Science, Literature, and the Arts ..	594,424.96	20,842.62		9,770.88	625,038.46	13.0
College of Engineering	235,013.92	16,926.29		14,177.06	266,117.27	5.5
Department of Agriculture	816,181.27	172,157.74		52,152.68	1,040,491.69	21.6
Medical School	221,921.61	22,583.90		3,988.15	248,493.66	5.2
Medical School—Graduate	78,020.00				78,020.00†	1.6
Elliot Hospital	90,834.92	75,273.52	\$ 24,739.05	3,578.08	194,425.57	4.0
School of Chemistry	103,014.29	20,622.17		3,956.71	127,593.17	2.7
School of Mines	77,584.53	10,472.30		7,016.57	95,073.40	2.0
College of Dentistry	104,755.30	43,939.18		4,000.62	152,695.10	3.2
Law School	50,973.67	1,462.07		7,278.01	59,713.75	1.3
College of Pharmacy	31,091.65	4,416.05		90.45	35,598.15	.7
College of Education	115,327.07	7,802.32		938.41	124,067.80	2.6
High School	30,260.00	1,174.86		1,251.42	32,686.28	.7
Summer Session	82,705.34	7,126.51		171.53	90,003.38	1.9
University Extension	154,110.05	20,940.19		2,987.76	178,038.00	3.7
Graduate School	11,976.39	7,434.02		1,466.52	20,876.93	.4
School of Business	90,634.10	1,266.72		1,586.68	93,487.50	1.9
Physical Plant—						
University (page 20)	100,543.26	28,484.32	297,657.47	42,318.31	469,003.36	9.8
Agriculture (page 21)	44,450.62	2,259.49	132,584.84	12,377.83	191,672.78	4.0
Crookston	62,976.07	19,322.40	12,214.69	8,827.93	103,341.09	2.2
Morris	55,442.96	15,889.63	16,803.94	9,722.76	97,859.29	2.0
Grand Rapids	14,986.35	7,532.17	996.61	1,419.13	24,934.26	.5
Duluth	11,622.77	5,958.80	760.55	1,180.48	19,522.60	.4
Waseca	8,129.03	3,978.45	1,270.24	2,006.43	15,384.15	.3
Zumbra Heights	10,067.23	1,213.02	1,260.12	841.95	13,382.32	.3
Totals	\$3,490,864.90	\$ 590,605.71	\$488,287.51	\$ 240,315.69	\$4,810,073.81	100.0
Building Funds (page 23)				1,095,035.06	1,095,035.06	
Service Enterprises (page 25)	206,361.02	415,947.63	84,548.04	46,705.91	753,562.60	
Trust Funds (page 27).....				69,330.93	69,330.93	
Mayo Investment (page 28)				46,176.21	46,176.21	
Grand Total	\$3,697,225.92	\$1,006,553.34	\$572,835.55	\$1,497,563.80	\$6,774,178.61	

† Supported by Mayo Foundation.

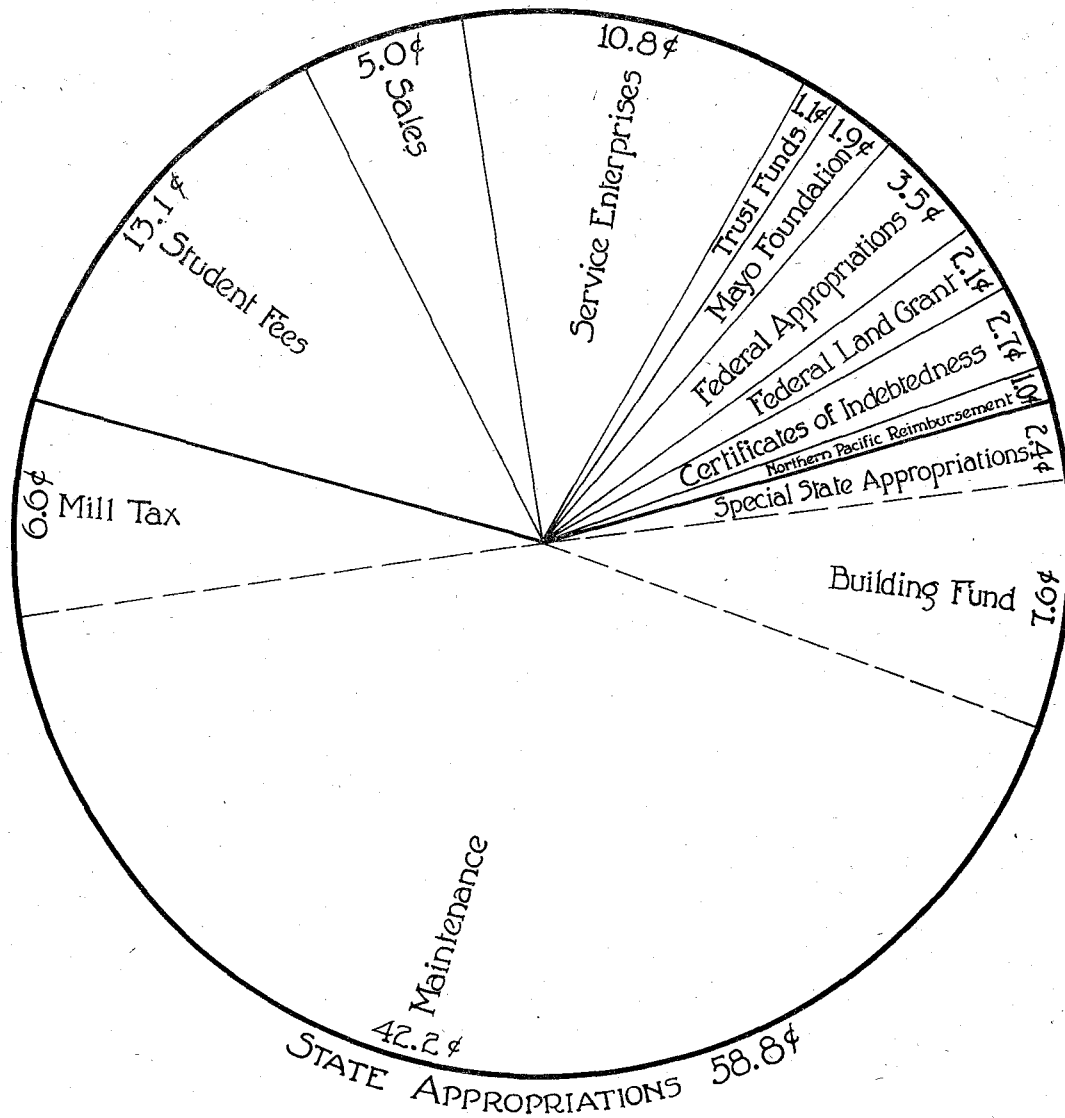
* Includes Gas, Electricity, Water, Ice, Building Repairs, Janitor Supplies, Laundry, Telephone, and Fuel.

‡ Note: Funds allotted but unexpended June 30, 1923 (see page 11) total \$725,986.25.

The above statement is net.

Refunds totaling \$109,829.98 have been deducted.

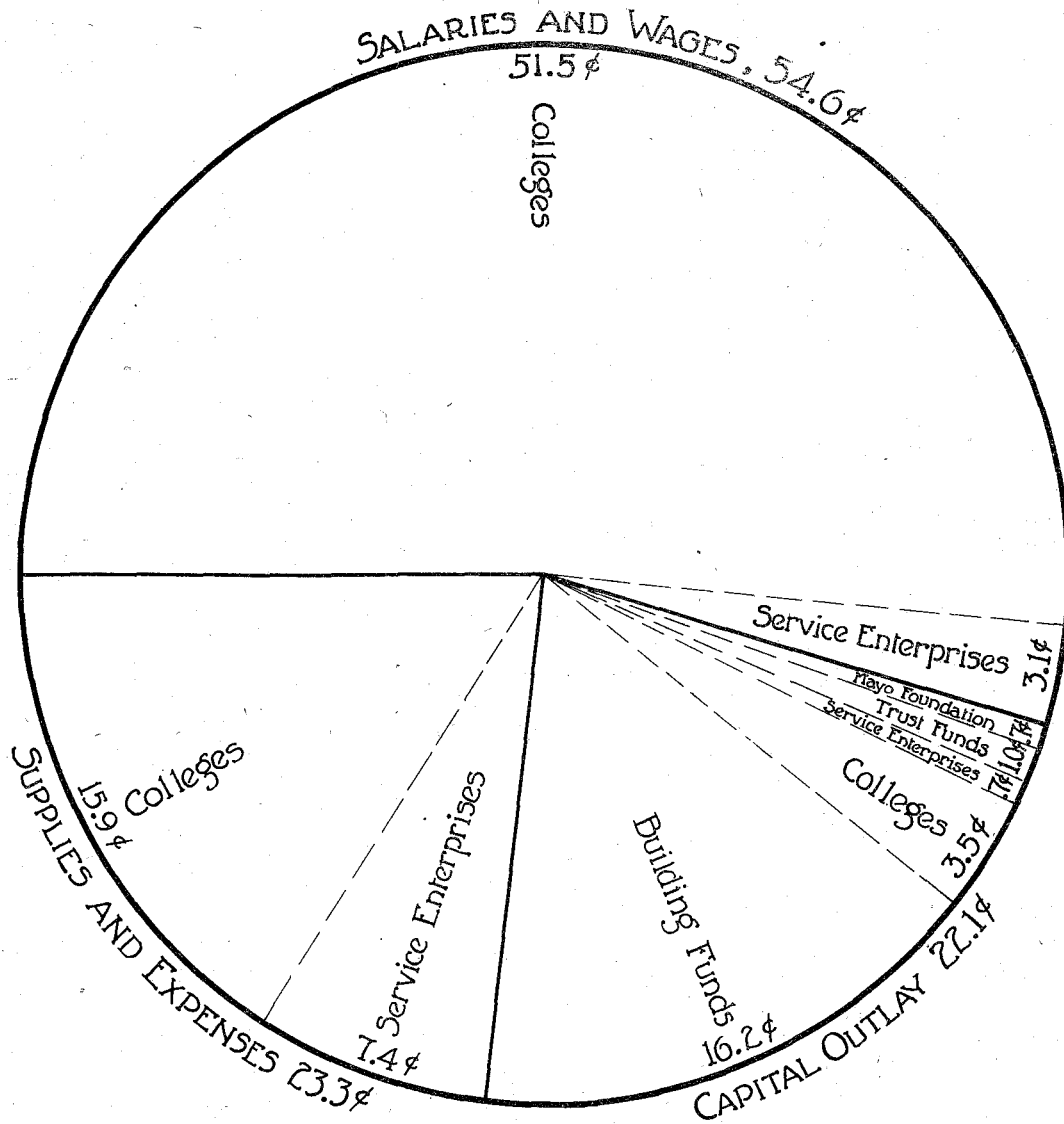
HOW THE UNIVERSITY DOLLAR IS RECEIVED



COMPARATIVE STATEMENT

Source	1921-22	1922-23	
23/100 Mill Tax.....	6.5	6.6	\$470,308.82
Maintenance Appropriation	42.3	42.2	3,000,000.00
Building Fund Appropriation	8.2	7.6	538,558.94
Special State Appropriations	2.4	2.4	172,000.00
Total State Appropriations	59.4	58.8	\$4,180,867.76
Student Fees	12.2	13.1	930,782.17
Land Grant Income	1.8	2.1	151,160.73
Federal Appropriations	3.4	3.5	249,353.16
Sales	5.0	5.0	354,011.01
Service Enterprises	11.4	10.8	770,312.63
Trust Funds9	1.1	78,442.53
Mayo Foundation	1.8	1.9	133,935.89
Mayo Foundation	4.1		
Certificates of Indebtedness		2.7	191,106.00
Northern Pacific Reimbursement		1.0	70,000.00
Totals.....	100.0	100.0	\$7,109,971.88

HOW THE UNIVERSITY DOLLAR IS DISBURSED



DISBURSEMENTS SUMMARY

SALARIES AND WAGES			
Colleges	\$3,490,864.90	51.5	
Service Enterprises	206,361.02	3.1	
	<u>\$3,697,225.92</u>		54.6
SUPPLIES AND EXPENSES			
Colleges	1,078,893.22	15.9	
Service Enterprises	500,495.67	7.4	
	<u>1,579,388.89</u>		23.3
CAPITAL OUTLAY			
Colleges	240,315.69	3.5	
Service Enterprises	46,705.91	.7	
Building Funds	1,095,035.06	16.2	
Trust Funds	69,330.93	1.0	
Mayo Foundation	46,176.21	.7	
	<u>1,497,563.80</u>		22.1
Totals	<u>\$6,774,178.61</u>		100.0

CONSOLIDATED BALANCE SHEET

June 30, 1923

ASSETS AND RESOURCES

CURRENT ASSETS

Cash with State Treasurer (Page 36-37)

Support Fund	\$1,034,757.69	
Fuel Fund	5,338.73	
Revolving Fund	40,000.00	\$1,080,096.42

Fuel on hand.....	15,569.39	
Livestock (Page 32).....	118,510.90	
Storehouse Stock	113,709.18	
Departmental Supplies (Page 32).....	300,591.61	

\$1,628,477.50

ACCOUNTS RECEIVABLE

Federal Government

Smith Hughes Education	14,381.00	
Smith Hughes Agriculture	1,200.00	
Smith Hughes Crookston	1,200.00	
Smith Hughes Morris	1,200.00	17,981.00

BUILDING FUND TAXES (1928).....

190,000.00

SPECIAL FUND BALANCES

University Building Program.....	117,031.28	
Building and Repairs Fund.....	107,213.04	
Mayo Foundation	12,060.24	
Peat Soils Investigation.....	408.83	
Low Lime Land Investigation.....	336.28	
County Agents	13,820.36	
Agricultural Extension	16,414.98	
Peat Fuel Investigation.....	4,104.34	
Sandy Land Investigation.....	738.16	
Marl Soil Investigation	1,476.46	
Manganiferous Ores Investigation.....	5,557.37	
Drainage Tile Investigation.....	462.89	
Cornstalk Syrup Investigation.....	686.60	
State Entomologist	1,962.08	283,172.91

INVESTMENTS

George Chase Christian Memorial Cancer Hospital Fund*.....	250,000.00	
Mayo Foundation	2,069,295.76	
Trust Funds	297,614.46	
Land Grant	2,174,748.63	4,791,658.85

PROPERTY

Land	5,480,274.27	
Buildings	8,420,455.34	
Equipment	3,239,791.49	
Museum	181,822.81	

17,322,343.91

\$24,233,634.17

* Held in trust by the Minneapolis Trust Co.

CONSOLIDATED BALANCE SHEET

June 30, 1923

LIABILITIES AND SURPLUS

CURRENT LIABILITIES (Page 36)		
Maintenance Allotments	\$124,984.12	
Special Allotments	600,677.42	
Agricultural Sub-Stations	85,339.16	
Smith Lever	2,727.31	
Breakage Deposits	67,064.01	
Special Revolving Funds	24,435.62	\$905,227.64
SERVICE ENTERPRISE (Page 25)		56,896.85
TRUST FUNDS (Page 27)		24,371.92
REVOLVING FUND RESERVE		40,000.00
STOREHOUSE STOCK RESERVE		99,591.39
STOREHOUSE AND SHOP RENTALS		4,954.75
NEW ATHLETIC FIELD RENTALS		6,574.40
CERTIFICATES OF INDEBTEDNESS		190,000.00
REGENTS RESERVE		89,739.04
RESERVE FOR SPECIAL FUNDS		283,172.91
RESERVE FOR LIVESTOCK AND DEPARTMENTAL SUPPLIES		419,102.51
SURPLUS—INVESTMENTS AND PROPERTY		22,114,002.76
		\$24,233,634.17

SUMMARY OF EXPENDITURES
1922-23
SALARIES AND WAGES CLASSIFICATION

	Totals	Deans	Professors	Associate Professors	Assistant Professors
Administration	\$ 125,547.83	\$ 8,500.00			
General	135,524.25		\$ 3,100.00		
Physical Education	32,745.46		7,900.00	\$ 2,154.46	\$ 3,100.00
Science, Literature, and the Arts	594,424.96	10,500.00	187,435.68	65,855.51	77,224.82
Engineering	235,013.92	4,000.00	55,500.00	23,650.00	45,850.00
Agriculture	816,181.27	13,500.00	107,606.23	39,250.00	112,967.46
Medical School	221,921.61	7,000.00	59,453.24	36,064.92	35,799.94
Medical School Graduate	78,020.00		28,750.00		
Elliot Hospital	90,834.92			875.00	2,199.90
Chemistry	103,014.29	4,000.00	20,750.00	11,000.00	18,640.00
Mines	77,584.53	5,500.00	17,250.00	7,350.00	4,944.35
Dentistry	104,755.30	5,500.00	22,555.52	19,777.87	16,266.72
Law School	50,973.67	7,000.00	26,000.00		4,000.00
Pharmacy	31,091.65	5,500.00	7,500.00	3,300.00	
Education	115,327.07	6,500.00	28,140.00	3,746.33	21,993.55
High School	30,260.00		2,000.00		
Summer Session	82,705.34				
Extension Division	154,110.05		5,000.00	10,495.00	11,500.00
Graduate School	11,976.39	3,500.00			
School of Business	90,634.10	6,000.00	6,250.00	7,000.00	17,900.00
Physical Plant—University	100,543.26				
Physical Plant—Agriculture	44,450.62				
Crookston	62,976.07		4,500.00		16,600.00
Morris	55,442.96		4,000.00		9,525.00
Grand Rapids	14,986.35				3,300.00
Duluth	11,622.77			2,700.00	
Waseca	8,129.03				
Zumbra	10,067.23				2,050.00
Grand Total	\$3,490,864.90	\$87,000.00	\$593,690.67	\$233,219.09	\$403,861.74
Number		14	129.8	65.9	147
Average		\$6,215.00	\$4,573.00	\$3,538.00	\$2,747.00

SUMMARY OF EXPENDITURES
1922-23
SALARIES AND WAGES CLASSIFICATION

SUMMARY OF EXPENDITURES
1922-23
SALARIES AND WAGES CLASSIFICATION

Instructors	Lecturers	Fellows, Scholars, and Student Assistants	Instruction Service	Executive Heads	Service Men	Clerks, Stenogra- phers, and Telephone Operators	Exten- sion Workers and Directors	Foremen, Mechan- ics, En- gineers, and Firemen	Pharma- cists and Scientific Workers	Dining Room Help	Nurses, and Maids	Janitors and Watchmen	Editors and Assistants	Librarians and Assistants	Lectures and Enter- tainments	Summer Session Salaries	Farm and Miscel- laneous Labor
		\$ 351.69		\$43,377.51		\$ 68,941.68	\$ 2,000.00								\$ 2,075.00		\$ 301.95
	\$ 2,400.00	300.00	\$ 4,800.00	14,420.00		30,591.32	2,500.00	\$ 2,400.00	\$ 1,700.00				\$4,200.00	\$64,960.03	10.00		4,142.90
\$ 12,300.00	110.00		1,915.00			1,266.50					\$ 1,200.00						2,799.50
141,766.69	10,626.00	25,034.47	42,680.71		\$ 7,650.10	18,593.77	866.00	1,600.00									4,591.21
64,374.04	439.98	3,094.60	13,236.40		1,200.00	10,279.40		10,550.00									2,839.50
126,437.87	2,314.64	1,488.50	50,578.54	3,120.00	36,502.76	72,123.05	156,131.07	10,620.00					1,500.00	10,805.62			71,234.12
22,762.50	38.10	18,341.26	16,150.98		9,456.22	11,140.12	3,750.00										1,964.33
			28,080.00		9,325.00	9,055.00	2,800.00										
7,511.60			7,106.50	5,500.00	1,757.66	8,870.41		2,320.00	2,289.52	\$5,182.62	42,566.03	4,214.32					441.36
11,400.00	1,200.00	750.00	20,048.97			11,005.32	2,300.00	1,920.00									
10,400.00			11,127.45	3,500.00		3,534.00		5,952.63	8,026.10								
18,050.19		650.00	2,875.00			9,330.00					9,100.00	600.00					
3,500.00	3,675.00					2,303.67											4,495.00
6,800.00	85.00	1,166.65	2,880.00		2,040.00	1,320.00			500.00								
29,585.00	4,740.00	200.00	8,626.77			10,675.41											1,120.01
24,660.00			2,400.00			1,200.00											
															2,213.50	\$80,491.84	
66,498.95	600.00		32.50	2,134.00		14,704.51	12,970.25				20.00	75.00		1,300.00	28,735.44		44.40
	650.00		5,087.93			2,688.46											50.00
39,863.97	6,450.00	1,492.50	2,000.00			3,677.63											
				5,949.68		11,153.98		18,690.80				62,230.99					2,517.81
				2,856.98		4,253.81		13,581.38				20,858.45					2,600.00
10,949.92			1,302.50		1,450.50	5,410.00	500.00	1,500.00			680.00				25.00		20,058.15
17,914.94			30.25			3,112.87	300.00	4,241.94			650.00	500.00					14,767.06
					1,800.00	1,320.00		1,320.00									7,246.35
						712.50											8,210.27
				2,400.00		502.95		1,200.00									4,026.08
								1,450.00									6,567.23
\$614,785.67	\$33,328.72	\$52,910.07	\$220,059.50	\$83,258.17	\$71,182.24	\$317,776.37	\$184,117.32	\$77,346.75	\$12,515.62	\$5,182.62	\$54,216.03	\$88,878.76	\$5,700.00	\$81,561.65	\$33,058.94	\$80,491.84	\$155,823.13
279.6		96.1	168.6	24.8	60.1	284.2	127.4	447	6.2		62	78.8	4	53.1			
\$1,960.00		\$550.00	\$1,310.00	\$3,357.00	\$1,184.00	\$1,118.00	\$1,445.00	\$1,750.00	\$2,018.00		\$874.00	\$1,126.00	\$1,425.00	\$1,535.00			

Extension Instructors' salaries \$66,498.95 omitted in computing average.

SUMMARY OF EXPENDITURES

1922-1923

SUPPLIES AND EXPENSE CLASSIFICATION

	Grand Totals	Equipment Repairs	Supplies for Instruction	Chemical and Laboratory Supplies
Administration	\$ 14,946.81	\$ 260.98		
General University	55,616.48	360.32		\$ 72.67
Physical Education	963.68	33.48		
Science, Literature, and the Arts	20,842.62	439.95	\$ 1,887.14	3,289.10
College of Engineering	16,926.29	366.37	7,374.03	507.14
Department of Agriculture	172,157.74	806.87	2,632.33	8,923.69
Medical School	22,583.90	205.61		14,442.15
Elliot Hospital	75,273.52	296.22		
School of Chemistry	20,622.17	869.65	30.83	10,968.92
School of Mines	10,472.30	256.16	2,172.21	1,090.79
College of Dentistry	43,939.18	333.31		38,666.00
Law School	1,462.07	8.62		
College of Pharmacy	4,416.05			2,618.91
College of Education	7,802.32	38.40	1,478.06	
High School	1,174.86	3.75	201.20	226.88
Summer Session	7,126.51		12.46	2,263.64
University Extension	20,940.19	48.64		100.00
Graduate School	7,434.02	1.00		935.02
School of Business	1,266.72	43.69		
Physical Plant				
University	28,484.32	2,083.62		
Agriculture	2,259.49	55.63		
Crookston	19,322.40	468.62	256.48	10.46
Morris	15,889.63	236.27	497.81	277.39
Grand Rapids	7,532.17	89.87		146.00
Duluth	5,958.80	200.24		25.44
Waseca	3,978.45	178.59		
Zumbra Heights	1,213.02	32.20		
Totals	\$590,605.71	\$ 7,718.06	\$16,542.55	\$84,564.20

SUMMARY OF EXPENDITURES

1922-1923

SUPPLIES AND EXPENSE CLASSIFICATION

Laboratory Glassware	Advertising, Publications and Bulletins	Freight, Express and Drayage	Feed	Postage	Provisions
	\$ 4.40	\$ 11.50		\$ 238.57	
	23,404.06	70.03	\$ 10.05	5,003.28	
		1.95		34.00	
\$ 193.88	1,021.15	307.95	342.77	694.30	
	925.12	515.96		289.04	
1,498.01	10,579.99	3,636.41	32,732.71	3,952.27	\$ 1,305.40
677.05	458.29	260.91	203.33	532.65	
	172.32	64.59		535.59	36,118.56
5,336.63	3.60	118.84		87.46	
223.59	3.52	939.41		196.50	
4.05	109.00	65.76		361.17	
		.72		79.78	
931.61		113.47		49.75	
	485.74	50.62		789.60	
1.78		.30		64.00	83.81
209.66	2,913.60	16.56	5.26	35.00	82.93
	1,200.20	120.70		2,623.68	
58.14	5,194.40	40.07	2.71	113.50	
		11.71		55.00	
	8.67	80.80	134.22	26.50	778.92
	3.36	64.00		5.75	
	826.05	1,077.51	5,051.21	632.60	
	888.94	1,021.83	4,062.04	619.52	
	2.00	254.15	4,436.99	96.00	
	235.00	107.39	2,525.70	55.50	18.38
	.85	157.39	1,171.52	40.00	
		80.96	99.50	14.19	
\$9,134.40	\$48,440.26	\$9,191.49	\$50,778.01	\$17,225.20	\$38,388.00

SUMMARY OF EXPENDITURES

1922-1923

SUPPLIES AND EXPENSE CLASSIFICATION

Seeds and Plants	Stationery, Printing and Office Supplies	Book- binding	General Supplies	Traveling Expenses	Kitchen Utensils
	\$ 13,167.45		\$ 1,012.65	\$ 251.26	
	12,087.13	\$ 713.38	10,440.19	3,455.37	
	545.49		348.76		
\$ 98.85	5,220.79		2,011.00	5,335.74	
	3,027.11		3,044.34	877.18	
930.24	18,032.52	998.05	24,627.86	61,468.94	\$32.45
	2,609.23		2,943.86	250.82	
	2,508.29		35,134.06	350.49	93.40
	1,736.09		1,293.77	176.38	
	1,906.07		2,609.16	1,074.89	
	1,320.19		3,005.81	73.89	
	502.15	73.76	39.18	757.86	
59.39	340.59		294.94	7.39	
	2,854.92		663.79	1,441.19	
	508.77		84.37		
	814.05		771.35	2.00	
	6,164.20		4,450.58	6,232.19	
	903.35		175.03	10.80	
	921.00		56.70	178.62	
	859.77		24,455.04	56.78	
	258.33		1,872.42		
631.30	3,141.38		5,205.81	2,020.98	
118.14	1,730.83	35.08	5,287.92	1,113.86	
185.86	102.94		1,734.10	484.26	
258.93	119.53		2,114.05	298.64	
170.55	82.65		2,002.29	174.61	
32.25	42.05		911.87		
<u>\$2,485.51</u>	<u>\$81,506.87</u>	<u>\$1,820.27</u>	<u>\$136,590.90</u>	<u>\$86,094.14</u>	<u>\$125.85</u>

DISBURSEMENTS SUMMARY

CAPITAL OUTLAY

	Totals	Typewriters and Adding Machines	Books	Apparatus ments Instru- and	Furniture ings Furnish- and	Tools Machinery and Implements	Buildings and Lands	Livestock
Administration	\$ 1,278.85	\$ 772.33	\$ 1.50		\$ 505.02			
General University ...	41,501.81	459.65	32,724.80		3,630.20	\$ 2,066.00	\$ 2,621.16	
Physical Education ...	4,428.68				369.06		4,059.62	
Science, Literature, and the Arts	9,770.88	582.50	186.27	\$ 3,999.42	2,379.53	2,623.16		
College of Engineering	14,177.06	231.50	28.05		1,483.25	12,378.84	55.42	
Dept. of Agriculture ...	52,152.68	1,757.45	4,362.82	4,224.63	8,477.28	7,339.24	7,599.59	\$18,391.67
Medical School	3,988.15	214.50	139.27	2,239.58	1,325.29		69.51	
Elliot Hospital	3,578.08		3.00	216.00	3,253.99	84.42	20.67	
School of Chemistry ..	3,956.71			2,909.04	823.15	18.01	206.51	
School of Mines	7,016.57	209.18		541.71	1,105.82	4,956.42	203.44	
College of Dentistry ..	4,000.62			1,798.52	2,201.23	.87		
Law School	7,278.01	168.00	7,064.05		45.96			
College of Pharmacy ..	90.45			90.45				
College of Education .	938.41	84.00	126.05		728.36			
High School	1,251.42		79.32	196.52	869.88		105.70	
Summer Session	171.53		142.00		29.53			
University Extension .	2,987.76	514.22	152.44		2,321.10			
Graduate School	1,466.52		743.42	627.24	95.86			
School of Business ..	1,586.68	247.25			1,339.43			
Physical Plant—								
University	42,318.31	65.05			4,639.30	6,436.04	31,177.92	
Agriculture	12,377.83				272.86	29.00	12,075.97	
Crookston	8,827.93		596.99		807.99	2,672.16	997.95	3,752.84
Morris	9,722.76	426.48	366.68	25.00	1,520.66	2,548.03	2,639.16	2,196.75
Grand Rapids	1,419.13				22.75	1,373.88		22.50
Duluth	1,180.48		12.00		41.32	474.00	581.66	71.50
Waseca	2,006.43				76.78	261.39	1,263.26	405.00
Zumbra Heights	841.95					841.95		
Totals	\$240,315.69	\$5,732.11	\$46,728.66	\$16,868.11	\$38,365.60	\$44,103.41	\$63,677.54	\$24,840.26

SUMMARY OF EXPENDITURES

DEPARTMENTAL ANALYSIS

	Salaries and Wages	Supplies and Expenses	Capital Outlay	Totals
ADMINISTRATION				
President's Office	\$ 24,714.51	\$ 1,446.26	\$ 48.00	\$ 26,208.77
Student Affairs	9,201.01	412.57	63.31	9,676.89
Dean of Women	5,080.00	182.15	25.00	5,287.15
Housing Bureau	2,092.50	91.08	41.30	2,224.88
Registrar's Office	32,627.39	9,877.96	685.06	43,190.41
Comptroller's Office	51,832.42	2,936.79	416.18	55,185.39
Totals	\$125,547.83	\$14,946.81	\$1,278.85	\$141,773.49
UNIVERSITY GENERAL				
Library	\$ 67,120.03	\$ 7,240.65	\$34,353.26	\$108,713.94
Military Department	5,621.00	4,216.87	111.30	9,949.17
Editor's Office	3,073.16	15,952.17		19,025.33
President's Report		2,003.90		2,003.90
Daily Bulletins		4,885.00		4,885.00
Retired President's Office	3,120.00	.79		3,120.79
Service Department	10,970.15	372.36	292.46	11,634.97
General Storehouse	23,393.76	379.69	28.08	23,801.53
Zoological Museum	7,600.00	1,168.49	642.32	9,410.81
Field Secretary and Alumni Association	9,999.40	2,075.78	227.95	12,303.13
Postage				
General Travel		2,490.39		2,490.39
General	153.75	13,146.77	4,228.78	17,529.30
Central Shop	4,473.00	1,683.62	1,617.66	7,774.28
Totals	\$135,524.25	\$55,616.48	\$41,501.81	\$232,642.54
PHYSICAL EDUCATION				
Physical Education for Men	\$16,211.06	\$525.74	\$110.82	\$16,847.62
Physical Education for Women	16,534.40	437.94	4,317.86	21,290.20
Totals	\$32,745.46	\$963.68	\$4,428.68	\$38,137.82
COLLEGE OF SCIENCE, LITERATURE, AND THE ARTS				
Administration	\$ 23,856.89	\$ 1,778.28	\$ 277.31	\$ 25,912.48
Animal Biology	41,766.15	1,970.09	1,125.69	44,861.93
Anthropology	9,320.52	309.64	3.50	9,633.66
Astronomy	6,200.00	40.66		6,240.66
Botany	31,439.51	1,238.01	685.46	33,362.98
Comparative Literature	4,250.00	1.59		4,251.59
Comparative Philology	4,225.00	15.26		4,240.26
English	93,801.08	1,325.13	100.00	95,226.21
Geology and Mineralogy	30,057.32	5,824.13	137.29	36,018.74
German	20,069.97	83.25	5.45	20,158.67
Greek	4,350.00	16.00		4,366.00
History	42,472.01	311.73		42,783.74
Journalism	5,958.25	194.14	163.65	6,316.04
Latin	7,300.00	43.73		7,343.73
Mathematics	25,068.87	180.40		25,249.27
Music	33,888.01	1,040.47	1,807.20	36,736.58
Philosophy	11,900.00	175.22		12,075.22
Physics	42,952.57	2,980.86	4,636.52	50,569.95
Political Science	30,125.96	465.35		30,591.31
Psychology	30,862.96	1,686.60	502.31	33,051.87
Romance Languages	58,562.49	215.52		58,778.01
Scandinavian	6,759.00	68.55		6,827.55
Sociology	29,237.50	878.01	326.50	30,442.01
Totals	\$594,424.96	\$20,842.62	\$9,770.88	\$625,038.46

SUMMARY OF EXPENDITURES

DEPARTMENTAL ANALYSIS

	Salaries and Wages	Supplies and Expenses	Capital Outlay	Totals
COLLEGE OF ENGINEERING				
Administration	\$ 7,917.95	\$ 1,936.36	\$ 9,793.77	\$ 19,648.08
Experiment Station	3,167.99	1,857.20	328.41	5,353.60
Architecture	25,017.17	728.71	348.57	26,094.45
Civil	31,858.87	1,070.37	433.55	33,362.79
Electrical	20,865.63	1,975.58	1,940.80	33,782.01
Mechanical	45,566.35	5,175.61	316.20	51,058.16
Power Plant Laboratory	3,750.00	426.88		4,176.88
Experimental	12,259.37	3,269.46	875.01	16,403.84
Drawing and Descriptive Geometry	32,510.59	215.65	132.50	32,858.74
Mathematics and Mechanics	43,100.00	270.47	8.25	43,378.72
Totals	<u>\$235,013.92</u>	<u>\$16,926.29</u>	<u>\$14,177.06</u>	<u>\$266,117.27</u>
DEPARTMENT OF AGRICULTURE				
Administration	\$ 23,816.99	\$ 2,813.71	\$ 455.50	\$ 27,086.20
Library	10,806.62	1,342.83	4,414.42	16,563.87
Physical Training	5,051.51	327.74	626.78	6,006.03
Farm Maintenance	10,897.34	3,498.16	931.04	15,326.54
General Service	3,360.00	448.38		3,808.38
General		949.25	317.09	1,266.34
Photographic Laboratory	4,282.40	1,944.65	99.59	6,326.64
Publications	7,830.38	8,441.20	608.00	16,879.58
Agriculture Extension	211,786.59	45,491.26	1,148.43	258,426.28
College of Agriculture	7,080.00	96.68	53.00	7,229.68
School of Agriculture	30,147.87	8,576.05	301.37	39,025.29
Experiment Station	1,200.00			1,200.00
Short Courses	4,676.05	4,360.65	315.06	9,351.76
Biochemistry	38,927.98	4,771.40	2,166.99	45,866.37
Agricultural Economics	14,969.99	570.79	120.29	15,661.07
Agricultural Engineering	45,789.14	7,043.26	2,794.53	55,626.93
Agronomy and Farm Management	52,269.64	5,633.61	3,317.77	61,221.02
Animal Husbandry	32,886.66	24,673.70	13,484.93	71,045.29
Advanced Registry Testing	18,722.76	4,183.92	81.13	22,987.81
Dairy Husbandry	31,763.94	11,140.04	8,884.09	51,788.07
Veterinary Medicine	24,735.36	5,612.44	602.64	30,950.44
Hog Cholera Serum	2,736.05	962.26	109.13	3,807.44
Poultry Husbandry	7,503.01	2,632.00	158.54	10,293.55
Bee Keeping	8,600.00	488.28	607.85	9,696.13
Entomology and Economic Zoology	29,777.88	4,030.26	2,805.44	36,613.58
Forestry	24,411.33	3,726.12	3,709.46	31,846.91
Home Economics	46,726.46	2,847.30	1,320.78	50,894.54
Horticulture	40,892.81	3,520.66	708.86	45,122.33
Plant Pathology and Botany	34,708.69	3,028.96	935.30	38,672.95
Rhetoric	13,249.12	96.78		13,345.90
Soils	26,574.70	8,905.40	1,074.67	36,554.77
Totals	<u>\$816,181.27</u>	<u>\$172,157.74</u>	<u>\$52,152.68</u>	<u>\$1,040,491.69</u>

SUMMARY OF EXPENDITURES

DEPARTMENTAL ANALYSIS

	Salaries and Wages	Supplies and Expenses	Capital Outlay	Totals
MEDICAL SCHOOL				
Administration	\$ 9,946.90	\$ 934.90	\$ 390.42	\$ 11,272.22
Anatomy	38,033.77	6,060.62	939.52	45,033.91
Bacteriology	21,809.48	2,355.37	420.60	24,585.45
Preventive Medicine and Public Health	12,655.00	465.31	719.38	13,839.69
Pathology	23,225.00	1,997.55	686.31	25,908.86
Pharmacology	12,567.50	1,747.38	101.36	14,416.24
Physiology	30,612.48	3,412.36	80.01	34,104.85
Medicine	23,451.11	2,548.04	170.55	26,169.70
Obstetrics	12,088.87	705.09	315.15	13,109.11
Ophthalmology and Oto-Laryngol- ogy	6,099.02	199.48		6,298.50
Pediatrics	10,168.76	655.23	18.75	10,842.74
Surgery	21,263.72	1,502.57	146.10	22,912.39
Totals	\$221,921.61	\$22,583.90	\$3,988.15	\$248,493.66
SCHOOL OF MINES				
Education	\$45,600.53	\$ 4,560.61	\$2,996.32	\$53,157.46
Experiment Station	22,626.09	3,674.13	1,302.35	27,602.57
Tax Commission	5,428.35	179.43	55.25	5,663.03
Maganiferous Ores	42.09	348.07	64.36	454.52
Peat Fuel Investigation	3,887.47	1,710.06	2,598.29	8,195.82
Totals	\$77,584.53	\$10,472.30	\$7,016.57	\$95,073.40
COLLEGE OF EDUCATION				
Administration	\$ 13,107.53	\$2,882.61	\$603.61	\$ 16,593.75
Educational Administration	14,218.55			14,218.55
Art	8,574.72	1,061.39	57.72	9,693.83
Psychology	11,150.40	1,287.20	121.33	12,558.93
History and Philosophy	8,566.66			8,566.66
Theory and Practice	11,460.00			11,460.00
Trade and Industry	3,250.00	536.96		3,786.96
Home Economics	13,293.55	195.85		13,489.40
Agriculture	16,177.01	1,439.32	155.75	17,772.08
Educational Research	6,242.35	366.40		6,608.75
Junior College	3,686.30	32.59		3,718.89
Physical Education	5,600.00			5,600.00
Totals	\$115,327.07	\$7,802.32	\$938.41	\$124,067.80
EXTENSION DIVISION				
Administration	\$ 15,628.10	\$ 2,135.44	\$2,777.82	\$ 20,541.36
Instruction	87,377.79	10,406.43	152.44	97,936.66
Correspondence	8,023.54	2,425.81	7.50	10,456.85
Lyceum	38,626.62	5,972.51	50.00	44,649.13
Municipal Reference Bureau.....	4,454.00			4,454.00
Totals	\$154,110.05	\$20,940.19	\$2,987.76	\$178,038.00

PHYSICAL PLANT ANALYSIS

MAIN CAMPUS*

Administration Salaries	\$ 12,053.90
Administration Supplies	578.75
Postage	26.50
Building Repairs	66,425.95
Building Repairs—Special	52,318.83
Health Service Building	15,249.85
Heating Plant Supplies	9,189.20
Heating Plant Coal and Ash Handlers	2,487.81
Heating Plant Engineers and Firemen	11,229.74
Heating Plant Steamfitters	1,984.31
Heating Plant Fuel	108,903.69
Janitors' Salaries	56,978.60
Janitors' Supplies	4,878.89
Laundry	14,662.78
Campus Maintenance	15,414.39
Telephone Service	14,519.41
Telephone Payroll	5,049.76
Telephone Supplies	101.75
Watchmen	5,252.39
Gas and Electricity	16,122.39
Water and Ice	5,699.44
General Supplies	1,424.85
Campus Houses Repairs	433.64
Furniture Repairs	3,502.27
Bible College Rental	40.00
Lockers	4,561.20
Outside Work	8,765.07
Inter-Campus Trolley	19,091.54
Armory Rental	6.43
Baling Waste Paper	1,848.97
Lamps	2,607.85
Barn Supplies	220.35
Barn Supplies Pay Roll	649.25
Maintenance Automobiles	4,503.61
Mechanics and Foremen	2,220.00
Total	\$469,003.36

* Elliot Hospital and Service Enterprises omitted.

PHYSICAL PLANT ANALYSIS

DEPARTMENT OF AGRICULTURE

	Farm*	Crookston*	Morris*	Grand Rapids	Duluth	Waseca	Zumbra Heights
Administration—Salaries	\$ 5,286.98						
Supplies	195.51						
Building Repairs	26,975.55	\$ 3,238.88	\$ 7,583.63	\$ 26.97	\$477.89	\$ 493.26	\$ 293.44
Special	17,678.83						
Farm Dormitories Repairs ..	25,498.97						
Furniture Repairs	1,280.76						
Heating Plant—Supplies	6,624.14						
Coal and Ash Handlers ..	2,900.00						
Engineer and Firemen ..	11,781.38						
Fuel	49,979.39	7,676.33	7,607.48	329.70	80.42	299.56	771.93
Janitors' Salaries	18,344.85						
Supplies	1,316.57	56.92	146.08	45.30	4.44	40.30	
Laundry	1,244.47	73.89	262.28				
Campus Maintenance	484.16						
Telephone Service	7,226.99	377.45	280.63	79.26	95.78	91.40	47.79
Pay Roll	1,823.81						
Supplies	30.72						
Watchmen	2,823.54						
Gas and Electricity	3,596.95	608.37	484.19	509.38	102.02	339.47	146.96
General Supplies	593.81						
Lamps	1,106.12						
Water and Ice	1,957.40	182.85	439.65	6.00		6.25	
Mechanics and Foremen	1,800.00						
Lockers	845.90						
Barn Supplies	157.59						
Baling Waste Paper	118.39						
Totals	\$191,672.78	\$12,214.69	\$16,803.94	\$996.61	\$760.55	\$1,270.24	\$1,260.12

*Dormitories and Dining Hall omitted.

PERMANENT IMPROVEMENTS

FUND BALANCES

1922-23

Building and Repair Fund		
Balance, June 30, 1922.....		\$112,370.01
Special Repairs Balances.....		1,683.29
		114,053.30
Disbursements (Page 23).....		6,840.26
		\$107,213.04
Comprehensive Building Program		
Tax Collections		
Year ending June 30, 1920.....		165,492.42
Year ending June 30, 1921.....		554,302.61
Year ending June 30, 1922.....		581,169.70
Year ending June 30, 1923.....		538,558.94
		\$1,839,523.67
Warrant cancelled	\$ 3.00	
Refund	75.00	
Refund Music School.....	110.00	
Deposit Fees	50.00	
Deposit Fees 1922-23	27.00	265.00
		190,000.00
Certificates of Indebtedness.....		70,000.00
Northern Pacific Reimbursement.....		60,000.00
High School Bldg. and Equip. (Reallotted)...		1,106.00
Premium on Certificates of Indebtedness.....		2,160,894.67
		\$684,517.94
Disbursements 1920-1921	407,218.68	
Disbursements 1921-1922	947,614.27	
Disbursements 1922-1923	4,512.50	2,043,863.39
Bond Interest, 1922-1923.....		\$117,031.28
Balance June 30, 1923.....		

PERMANENT IMPROVEMENTS

DISBURSEMENTS

1922-23

Building and Repair Fund

	Total	Building	Equipment
Addition to High School.....	\$ 915.90	\$ 915.90	
Business Buildings, Storehouse, and Shops...	4,255.49	4,255.49	
Light Extension—Agriculture	24.24	24.24	
Greenhouse—Agriculture	300.03	300.03	
Repairs—Grand Rapids	99.12	99.12	
Special Repairs—Duluth	594.40	594.40	
Veterinary Barn	38.08	38.08	
University Heating Plant.....	6.58	6.58	
Farm Barn	7.81	7.81	
Horticulture Building	313.44	313.44	
Chemistry Building	40.33	40.33	
Dairy Barn	8.64	8.64	
Beef Cattle Barn.....	1.96	1.96	
Folwell Hall	19.32	19.32	
Thermostatic Control	206.44	206.44	
Lower Sewer Outlets.....	8.48	8.48	
	<u>\$ 6,840.26</u>	<u>\$ 6,840.26</u>	

University Support Fund

New Electrical Engineering Building.....	\$ 24.20	\$ 24.20	
Todd Memorial Hospital.....	500.00	500.00	
Minnesota Union Addition.....	42,989.38	42,989.38	
Ore Testing Equipment	36,141.23		\$36,141.23
Music Building Equipment.....	41,275.92		41,275.92
Home Management Houses	562.45	562.45	
New Dairy Building.....	3,574.85	3,574.85	
Northern Pacific Right of Way.....	11,000.00	11,000.00	
	<u>\$136,068.03</u>	<u>\$58,650.88</u>	<u>\$77,417.15</u>

Comprehensive Building Program

Music Building	\$ 70,363.67	\$ 70,363.67	
Library Building	444,990.00	444,990.00	
Mines Experiment Station.....	231,839.04	231,839.04	
Campus Survey	3,504.23	3,504.23	
Supervising Architect	1,535.16	1,535.16	
Electrical Engineering Building	5,382.17	5,382.17	
Northern Pacific Right of Way.....	190,000.00	190,000.00	
	<u>\$947,614.27</u>	<u>\$947,614.27</u>	
	\$1,090,522.56	\$1,013,105.41	\$77,417.15
Bond Interest	4,512.50		

Total (Page 7) \$1,095,035.06

SERVICE ENTERPRISES AND HEALTH SERVICE

RECEIPTS

	Balance June 30, 1922	Receipts	Appropriations	Total
Sanford Hall	\$15,353.11	\$ 72,207.58		\$ 87,560.69
Shevlin Hall	319.04O.D.	8,691.89		8,372.85
Shevlin Cafeteria	1,388.24O.D.	25,247.23		23,858.99
Minnesota Union	12,485.51	17,253.64		29,739.15
Minnesota Union Cafeteria	5,431.52	115,846.10		121,277.62
Co-operative Cottages—Women.	302.60	3,240.47		3,543.07
Co-operative Cottages—Men— Equip.	9,937.44	936.75		10,874.19
Co-operative Cottages—Men ...		14,381.20		14,381.20
Printing Department	9,050.98O.D.	91,028.19		81,977.21
Concert Courses	9,727.07	11,199.72		20,926.79
Agriculture Bookstore	960.00O.D.	26,105.27		25,145.27
Morris Bookstore	1,252.94O.D.	1,361.44		108.50
Crookston Bookstore	487.22	438.30		925.52
Feed Purchases	7,252.93O.D.	28,513.46		21,260.53
Agriculture Dormitories	13,215.18O.D.	12,747.50	\$6,408.40	5,940.72
Agriculture Dining Hall	15,664.13	68,242.43		83,906.56
Crookston Dining Hall	489.87	17,735.63		18,225.50
Crookston Dormitories	479.91	6,501.02		6,980.93
Morris Dining Hall and Dorm.	2,434.58	30,799.26		33,233.84
Cold Storage	4,024.00	77,635.24		81,659.24
Storehouse Cash Store	2,108.50O.D.	6,193.88		4,085.38
Work Shop—Medical	37.49O.D.	1,440.85		1,403.36
Art Shop—Medical		3,012.14	344.26	3,356.40
Picric Acid Sales	4,298.67	59,034.07		54,332.74
Health Service	2,173.33O.D.	78,097.09	1.05	75,924.81
Totals	\$43,357.00	\$768,890.35	\$6,753.71	\$819,001.06

O.D.—Overdrafts or investment.

RECONCILEMENT

Income Summary (page 6)	\$770,312.63
Cancelled Warrant	1,422.28
Total Receipts (above)	\$768,890.35

SERVICE ENTERPRISES AND HEALTH SERVICE

DISBURSEMENTS

Salaries and Wages	Supplies and Expense	Fuel	Capital Outlay	Transfers	Total	Balance June 30, 1923
\$ 20,802.08	\$ 43,726.00	\$ 3,412.00	\$ 6,464.27	\$1,444.15	\$ 75,848.50	\$11,712.19
1,735.05	3,108.80	639.64	954.30		6,437.79	1,935.06
8,324.63	14,458.39	1,030.01	279.91	504.94	24,597.88	738.89 O.D.
1,645.32	6,128.15	1,528.12	6,045.76		15,347.35	14,391.80
31,919.80	72,976.11	1,617.03	2,531.02	2,316.92	111,360.88	9,916.74
	2,338.09		455.24		2,793.33	749.74
	4,234.17		5,713.55		9,947.72	926.47
3,499.16	11,405.22	359.15	1.20	287.62	15,552.35	1,171.15 O.D.
33,642.56	38,823.46	332.88	16.69	1,820.56	74,636.15	7,341.06
1,500.00	13,051.57		141.82		14,693.39	6,233.40
4,430.20	12,636.44		8,085.81	261.05	25,413.50	268.23 O.D.
	272.54		789.96		1,062.50	954.00 O.D.
	205.15		26.06		231.21	694.31
	32,689.92				32,689.92	11,429.39 O.D.
6,066.50	4,355.73	8,304.00	5,074.69	254.95	24,055.87	18,115.15 O.D.
17,373.46	40,231.26	3,695.00	1,856.59	1,393.29	64,549.60	19,356.96
4,189.33	12,847.04	771.69	573.54	345.10	18,726.70	501.20 O.D.
558.00	1,874.80	3,511.68	849.68	139.62	6,933.78	47.15
5,035.20	19,543.78	3,137.86	1,955.08	615.98	30,287.90	2,945.94
3,114.70	72,265.01	132.00	107.72		75,619.43	6,039.81
	5,154.85			579.71	5,734.56	1,649.18 O.D.
1,800.00	42.71				1,842.71	439.35 O.D.
2,919.63	213.42		7.92		3,140.97	215.43
1,681.71	45,902.07		15.00		47,598.78	6,733.96
44,711.40	23,393.79		4,896.25		73,001.44	2,923.37
<u>\$194,948.73</u>	<u>\$481,878.47</u>	<u>\$28,471.06</u>	<u>\$46,842.06</u>	<u>\$9,963.89</u>	<u>\$762,104.21</u>	<u>\$56,896.85</u>

O.D.—Overdrafts or investment.

RECONCILEMENT

Disbursements Summary (page 7).....	\$753,562.60
Transfers as above	9 963.89
	<u>\$763,526.49</u>
Cancelled Warrant	1,422.28
	<u>\$762,104.21</u>
Total Disbursements (above)	\$762,104.21

TRUST FUNDS

RECEIPTS

	Balance, June 30, 1922	Notes Prin- cipal	Notes Interest	Investment Interest	Fellowships, Scholarships, and Prizes	Total
General Student Loan Fund.....	\$ 50.00			\$ 1.08		\$ 51.08
				{ 100.00 }	(1)	
Gilfillan Trust.....	123.80	\$11,815.24	\$2,171.47	{ 2,467.67 }		16,678.18
Elliot Trust.....	1,101.99	1,620.00		200.00		2,921.99
Ludden Trust.....	1,070.45	3,946.94	420.33	400.00		5,837.72
Ludden Estate.....	193.17	1,555.78	190.22	539.53		2,478.70
Shevlin Fellowship.....	1,000.00			2,000.00		3,000.00
Ludden Real Estate.....	197.67	6,013.39	982.34	3,245.53†		10,438.93
R. E. Cutts Memorial.....	25.23			35.78		61.01
Albert Howard Scholarship.....	270.73			259.57		530.30
John A. Johnson Memorial.....	6.68					6.68
Class of '90 Fellowship.....					\$ 200.00	200.00
				{ 500.00 }	(1)	
				{ 50.00 }		
Gideon Memorial.....	3.05			20.68		553.05
W. J. Bryan Prize.....	111.50					132.18
E. A. Jaggard Prize.....					50.00	50.00
Knights of Columbus War Fund.....	1,401.84				7,056.51	8,458.35
Pillsbury Oratorical Prize.....					175.00	175.00
Peavey Prize.....					100.00	100.00
Dorr Trust.....	7,545.86	125.00	2.12	3,048.12		10,721.10
Phi Lambda Theta Prize.....					50.00	50.00
Class of '89 Memorial Prize.....	22.49			68.32		90.81
Y. M. C. A. War Fund.....	471.90					471.90
Menorah Prize.....	100.00					100.00
Maria Sanford Memorial.....	89.04			1.92		90.96
School of Music Scholarships.....	171.00					171.00
Mines Permanent Trust.....	125.00			2.97	46.77	174.74
Mines—Davis Research Fund.....	125.00				46.78	171.78
Mines—Davis Magnetic Ore Washer Fund..					56.14	56.14
Lion Club ..					100.00	100.00
Minn. State Pharmaceutical Ass'n Scholarship					90.00	90.00
A. D. Wilson Prize.....	224.03			9.08		233.11
St. Paul College Club.....					750.00	750.00
Faculty Women's Club—Students' Section..					150.00	150.00
P. E. O. Scholarship.....					100.00	100.00
Arts and Letters Woman's Club Scholarship					200.00	200.00
George H. Partridge Scholarship.....					500.00	500.00
Mrs. Elbert L. Carpenter Scholarship.....					100.00	100.00
Mrs. George C. Christian Scholarship.....					100.00	100.00
Nina Morais Cohen Scholarship.....					100.00	100.00
College Woman's Club of Mpls. Scholarship					600.00	600.00
Geist Prize in Anatomy.....	220.00					220.00
Howard Baker Fund.....	2,553.52			2,500.00		5,053.52
Mrs. George P. Douglas Scholarship.....					100.00	100.00
Cosmopolitan Club Loan Fund		105.00		360.00 (2)		465.00
Tourist Club Scholarship.....					100.00	100.00
Newhart Fellowship.....	100.00					100.00
Miller Teaching Fellowship.....	82.50				1,610.93	1,693.43
Evans Law Scholarship.....				3.18	200.00	203.18
Woman's Club of Minneapolis—Home and Education Department.....					150.00	150.00
Hennepin County Tuberculosis Scholarship..					1,000.00	1,000.00
Pokegama Tuberculosis Scholarship.....					300.00	300.00
Edward M. and Effie R. Johnson Loan Fund					{ 5,000.00 }	5,050.00
					{ 50.00 }	
Flax Seed Development Fund.....					1,000.00	1,000.00
Streitmann Fellowship in Biochemistry.....					1,000.00	1,000.00
McLaughlin Asphalt Fund—Engineering....					200.00	200.00
Edward M. and Effie R. Johnson Scholarship Fund				12,000.00 (3)		12,000.00
Manufacturers' Chemical Research.....					100.00	100.00
Fleischmann Fellowship					800.00	800.00

\$17,386.45 \$25,181.35 \$3,766.48 \$32,863.43 \$17,132.13 \$96,329.84

(1) Investment Maturity. (2) Transfer from Student Treasurer. (3) Original Bequest.
 † Investment Maturity \$50.00, Lease Rental \$3,000.00, Easement \$100.00, Refund \$2.08, Investment Interest \$93.45.
 * Maturities of \$100.00 in Gilfillan Trust and \$50.00 Ludden Real Estate reinvested in 1923-24.

SUMMARY AND RECONCILEMENT

Notes, Principal.....	\$25,181.35	Income Summary (page 6)	\$78,442.53
Notes, Interest.....	3,766.48	Miller Fellowship	319.80
Investment, Interest	32,863.43	Manufacturers Chemical Co.	100.00
Fellowship, Scholarships, and Prizes.....	17,132.13	Gilfillan Adjustment	30.81
		Ludden Real Estate Adjustment	50.25
Total.....	\$78,943.39	Total	\$78,943.39

**TRUST FUNDS
DISBURSEMENTS**

Name	Loans	Fellowships, Scholarships and Prizes	Invest- ments	Expenses*	Balance, June, 30, 1922
General Student Loan Fund.....			\$ 50.00		\$ 1.08
Gilfillan Trust	\$15,610.65			\$ 212.74	854.79
Elliot Trust	1,203.00				1,718.99
Ludden Trust	3,513.44			6.00	2,318.28
Ludden Estate	1,935.00			1.00	542.70
Shevlin Fellowship		\$2,012.50			987.50
Ludden Real Estate.....	8,131.25	50.00	100.00	17.00	2,140.68
R. E. Cutts Memorial.....		25.00	18.98		17.03
Albert Howard Scholarship.....		120.00	162.75		247.55
John A. Johnson Memorial.....			6.68		
Class of '90 Fellowship.....		200.00			
Gideon Memorial		25.00	500.00	13.93	14.12
W. J. Bryan Prize		50.00	72.13		10.05
E. A. Jaggard Prize.....		50.00			
Knights of Columbus War Fund.....		8,365.06			93.29
Pillsbury Oratorical Fund Prize.....		175.00			
Peavey Prize		33.33			66.67
Dorr Trust	1,450.00	3,219.00			6,052.10
Phi Lambda Theta Prize.....		50.00			
Class of '89 Memorial Prize.....		50.00	26.74		14.07
Y. M. C. A. War Fund.....					471.90
Memorial Prize		100.00			
Marie Sanford Memorial.....			89.04		1.92
School of Music Scholarships.....		170.00			1.00
Mines Permanent Fund.....			137.72		37.02
Mines—Davis Research Fund.....					171.78
Mines—Davis Magnetic Ore Washer Fund.....				38.33	17.81
Lion Club		100.00			
Minnesota State Pharmaceutical Ass'n Scholarship.....		90.00			
A. D. Wilson Prize.....			224.30		8.81
St. Paul College Club		750.00			
Faculty Women's Club—Students' Section.....		150.00			
P. E. O. Scholarship.....		100.00			
Arts and Letters Woman's Club Scholarship.....		200.00			
George H. Partridge Scholarship.....		500.00			
Mrs. Elbert L. Carpenter Scholarship.....		100.00			
Mrs. George C. Christian Scholarship.....		100.00			
Nina Morais Cohen Scholarship.....		100.00			
College Women's Club of Minneapolis Scholarship.....		600.00			
Geist Prize In Anatomy.....		220.00			
Howard Baker Fund.....					5,053.52
Mrs. George P. Douglas Scholarship.....		100.00			
Cosmopolitan Club Loan Fund.....	355.00				110.00
Tourist Club Scholarship		100.00			
Newhart Fellowship					100.00
Miller Teaching Fellowship.....		1,645.93			47.50
Evans Law Scholarship.....		40.00	149.33		13.85
Woman's Club of Minneapolis Home and Education....		150.00			
Hennepin County Tuberculosis Scholarship.....		249.99			750.01
Pokegama Tuberculosis Scholarship.....					300.00
Edward M. and Effie R. Johnson Scholarship.....			4,000.00	164.78	885.22
Flax Seed Development Fund.....		212.50		108.90	678.60
Streitmann Fellowship In Biochemistry.....		140.00		7.00	853.00
McLaughlin Asphalt Fund—Engineering.....		160.51			39.49
Edward M. and Effie R. Johnson Loan Fund For Girls..			12,000.00	248.41	O.D. 248.41
Manufacturers Chemical Research				100.00	
Fleischmann Fellowship		800.00			

\$32,198.34 \$21,303.82 \$17,537.67 \$918.09 \$24,371.02

* Includes Attorney's Fees, Premium and Accrued Interest on Bonds and Usual Items of Expense in Research Funds.

SUMMARY AND RECONCILEMENT

Loans	\$32,198.34	Disbursement Summary (Page 7).....	\$69,330.93
Fellowships, Scholarships and Prizes.....	21,303.82	Miller Fellowship	1,645.93
Investments	17,537.67	Fleischmann Fellowship	800.00
Expenses	918.09	Manufacturers Chemical	100.00
		Gilfillan Adjustment	30.81
		Ludden Real Estate Adjustment	50.25
Total	\$71,957.92	Total	\$71,957.92

**MAYO FOUNDATION
INVESTMENT ACCOUNT**

1922-1923

Cash on hand June 30, 1922.....	\$ 3,220.56
Coupons entered for collection 6-30-22.....	1,584.38
Maturities	60,050.00
	\$64,854.94
Investments	64,473.76
Cash balance June 30, 1923.....	\$ 381.18

MAINTENANCE ACCOUNT

1922-1923

Coupons and Registered Interest	\$92,307.62
Payrolls	\$78,020.00
Investment Costs	
Premiums	1,270.50
Accrued Interest	319.06
Discount on Scrip.....	6.50
*Assessment	120.00
	79,736.06
Discounts	7.50
	79,728.56
Cash balance June 30, 1923.....	\$12,579.06

* Exchange of Mason City & Fort Dodge for Chicago Great Western Railroad Securities.

INVESTMENTS JUNE 30, 1922, to JUNE 30, 1923

Lot	Description	Rate	Maturity	Par Value	Discount	Premium	Accrued Interest	Net Cost
85	2 United States Bonds.....	4¼	1947	\$20,000.00				\$20,000.00
146	3 Gov. of Newfoundland.....	5½	1942	3,000.00	\$7.50	\$ 30.00	\$ 59.13	3,081.63
147	8 Grand Rapids, Minn.....	5½	1937	8,000.00		416.80	47.67	8,464.47
148	1 Chisholm Ind. Sch. Dist.....	5	1932	1,000.00		23.45	7.08	1,030.53
10	Chisholm Ind. Sch. Dist.....	5	1933	10,000.00		252.89	70.83	10,323.72
149	7 City of Glencoe, Minn.....	4¾	1942	7,000.00		228.27	27.71	7,255.98
150	3 Blue Earth County, Minn.....	4¾	1937	3,000.00		80.38	31.27	3,111.65
151	1 Dakota County, Minn.....	4½	1932	1,473.76		11.42	29.46	1,514.64
152	3 Chisholm Ind. Sch. Dist.....	5	1929	3,000.00		33.30		3,033.30
2	Chisholm Ind. Sch. Dist.....	5	1930	2,000.00		25.00	4.86	2,029.86
153	1 Waseca, Minn, Sch. Dist.....	4½	1935	1,000.00		9.15	5.63	1,014.78
154	5 Spencer Ind. Con. Sch. Dist..	5	1943	5,000.00		159.84	35.42	5,195.26
				\$64,473.76	\$7.50	\$1,270.50	\$319.06	\$66,055.82

ENDOWMENT PRINCIPAL

Principal June 30, 1922.....	\$2,064,872.00
Maturities Nos. 8, 15, 26, 35, 64, 65, 68, 75.....	\$40,050.00
Exchange of Victory Bonds for United States Bonds, 4¼, No. 85	20,000.00
	60,050.00
Investments during fiscal year.....	\$2,004,822.00
	64,473.76
Investment Principal June 30, 1923.....	\$2,069,205.76
Cash on hand June 30, 1923.....	381.18
Endowment total June 30, 1923.....	\$2,069,676.94

TRUST FUNDS

ASSETS

1922-23

Fund	Investments, Face Value	Cash on hand July 1	Outstanding Student Notes	Totals
Gilfillan Trust Fund.....	\$59,350.00*	\$854.79	\$51,047.36	\$111,252.15
Ludden Trust Loan Fund.....	10,000.00	2,318.28	6,924.64	19,242.92
Ludden Real Estate Loan Fund†...	52,250.00**	2,140.68	24,967.87	79,358.55
Ludden Estate Loan Fund.....	10,390.49	542.70	4,497.79	15,430.98
Elliot Trust Fund.....	5,000.00	1,718.99	2,751.00	9,469.99
Shevlin Fellowship Fund.....	40,000.00	987.50		40,987.50
Class of '89 Prize Fund.....	1,150.10	14.07		1,164.17
Gideon Memorial Prize Fund.....	500.00	14.12		514.12
Dorr Fund	56,650.00	6,052.10	1,325.00	64,027.10
Rollin E. Cutts Fund.....	699.26	17.03		716.29
Albert Howard Scholarship.....	5,045.17	247.55		5,292.72
Wm. Jennings Bryan Prize.....	413.18	10.05		423.23
Sanford Fund	90.36	1.92		92.28
J. A. Johnson Memorial Fund.....	19,406.78			19,406.78
General Student Loan Fund.....	51.74	1.08		52.82
Howard W. Baker Fund.....	20,000.00	5,053.52		25,053.52
A. D. Wilson Fund.....	327.62	8.81		336.43
Evan A. Evans Fund.....	150.00	13.85		163.85
Edward M. & Effie R. Johnson Funds	16,000.00	636.81		16,636.81
Davis Permanent Fund.....	139.76	37.02		176.78
Cosmopolitan Club		110.00	315.00	425.00
	<hr/>	<hr/>	<hr/>	<hr/>
	\$297,614.46	\$20,780.87	\$91,828.66	\$410,223.99
Mayo Foundation	2,069,295.76	381.18		2,069,676.94
George Chase Christian Memorial Cancer Hospital Fund.....	250,000.00			250,000.00
(Held in Trust by the Mpls. Trust Co.)				
	<hr/>	<hr/>	<hr/>	<hr/>
	\$2,616,910.22	\$21,162.05	\$91,828.66	\$2,729,900.93

* Victory Bonds matured \$100 not reinvested until 1923-24.

** Victory Bonds matured \$50 not reinvested until 1923-24.

† Securities \$2,250.00, Real Estate Lease \$50,000.00.

ENROLMENT

1922-1923

Collegiate—		
Science, Literature, and the Arts	3,905	
Engineering and Architecture	1,071	
Agriculture, Forestry, and Home Economics	885	
Law	267	
Medicine*	487	
Nursing	244	
Medical Technicians	5	
Dentistry	394	
Dental Nurses	33	
Mines	136	
Pharmacy	143	
Chemistry	138	
Education	1,243	
Business	249	
Graduate	905	
War Specials	230	
Summer Session**	3,218	13,553
Less Duplicates		1,743 11,810
Sub-Collegiate—		
Central School—Regular	726	
Central School—Vestibule	395	
	1,121	
Less Duplicates	93	
	1,028	
Crookston	190	
Morris	269	
High School	225	1,712
Short Courses—		
Dairy School	81	
Boy Scout Short Course, Itasca	16	
Junior Short Course, Crookston	108	
Farm Women's Short Course—Morris	44	
Boys' and Girls' Short Course—Morris	122	
Horticulture Short Course	35	
Beekeepers' Short Course	22	
Cereal Chemists	24	452
Less Duplicates		4 448
Less Duplicates		13,970 10
		13,960
Extension Division	6,024	
Less Duplicates	80	5,944
Less Duplicates		19,904 363
Net Enrolment		19,541

* 100 Serving internships.

** 1,254 Students in Summer Session.

STUDENT FEES

1922-1923

	Summer Session	Regular	
University—			
Science, Literature, and the Arts.....	\$ 20,400.29	\$208,042.79	
Engineering	6,042.00	88,313.18	
Medical	13,307.50	62,196.31	
Chemistry	925.00	11,330.71	
Mines	25.00	11,991.50	
Dentistry	5,503.25	69,242.55	
Law	2,124.93	23,889.66	
Pharmacy	350.00	11,547.25	
Education	17,296.11	39,032.68	
Graduate	10,456.11	5,060.05	
Business, School of.....	1,375.00	18,836.58	
Nursing	790.00	3,180.27	
High School Registration.....		5,369.00	
High School Gymnasium.....		1,748.00	
Music	1,080.00	22,646.00	
Dental Hygiene	15.00	2,352.50	
Miscellaneous	436.50	7,428.33	
Unclassified	20,147.39		
Laboratory	2,987.50		
War Specials	3,367.50	19,208.28	
Playground School	115.00		
		\$611,415.64	
Refunds		23,353.80	\$588,061.84
Agriculture—			
College	3,516.46	\$48,164.68	
School	77.00	6,547.19	
Music		490.00	
Service		874.43	
Short Course		1,134.00	
General		8.00	
Miscellaneous		140.00	
Summer Session	175.04		
	\$110,512.58	\$57,358.30	
Refunds	1,967.87	1,648.33	
Service Fees	5,538.60		
		55,709.97	
Summer Session Fees Net	\$103,006.11		
Regular Fees Net		\$643,771.81	

GENERAL INVENTORY

June 30, 1923

	Lands	Buildings	Equipment	Supplies	Livestock	Total
Main Campus	\$2,187,666.90	\$5,818,643.59	\$2,615,241.49	\$157,969.00	\$ 547.60	\$10,780,068.58
Farm Campus	419,300.00	1,533,031.42	482,532.99	107,170.50	64,866.55	2,606,901.46
Sub-Stations	(296,841.04)	(1,053,780.33)	(135,945.34)	(35,452.11)	(53,096.75)	(1,575,115.57)
Crookston	91,920.57	412,793.02	50,844.50	5,735.10	12,603.50	573,896.69
Morris	31,755.00	473,057.21	57,738.95	16,480.95	11,073.25	590,105.36
Duluth	21,605.47	42,453.10	5,939.19	1,685.00	5,975.00	77,657.76
Grand Rapids	34,095.00	40,892.00	6,668.35	1,168.05	16,681.00	99,504.40
Waseca	30,752.50	28,100.00	4,769.48	568.00	5,904.00	70,093.98
Zumbra Heights	33,472.50	19,300.00	4,706.87	7,273.75	600.00	65,353.12
Cloquet	53,240.00	22,385.00	2,855.10	1,991.26	260.00	80,731.36
Itasca Park		14,800.00	2,422.90	550.00		17,772.90
Federal Land Grant	2,000,000.00					2,000,000.00
Athletic Field Farm	43,665.00					43,665.00
Athletic Field University	105,348.40					105,348.40
Free Dispensary	2,000.00	15,000.00				17,000.00
Regent's Addition	12,500.00					12,500.00
Salt Spring Lands	28,778.00					28,778.00
Inter-Campus Trolley ...	83,174.93		6,071.67			89,246.60
Minnesota Hospital and Home for Crippled Children	100,000.00					100,000.00
Northern Pacific Right of Way	201,000.00					201,000.00
	<hr/>	<hr/>	<hr/>	<hr/>	<hr/>	<hr/>
	\$5,480,274.27	\$8,420,455.34	\$3,239,791.49	\$300,591.61	\$118,510.90	\$17,559,623.61
Museum						181,822.81
						<hr/>
						\$17,741,446.42

UNIVERSITY BUILDINGS

June 30, 1923

MAIN CAMPUS

Alice Shevlin Hall	\$ 119,707.79
Animal Biology	200,112.10
Armory	87,083.60
Barn	1,000.00
Chemistry	781,556.60
Dentistry	75,293.50
Education	102,462.50
Electrical Engineering	5,406.37
Electrical Engineering (Old)	20,906.80
Elliot Hospital and Service Building ..	251,383.00
Experimental Engineering	100,000.00
Folwell Hall	375,000.00
Greenhouse	13,825.00
Heating Plant with Tunnels	336,690.70
Shops	6,030.30
Institute of Anatomy	244,328.20
Institute of Health and Pathology ...	100,481.70
Law Building	63,066.64
Library	179,738.80
Main Engineering	240,204.80
Mechanic Arts	40,000.00
Mechanical Engineering	36,667.40
Millard Hall	262,025.40
Minnesota Union	148,615.18
Music Building (Old)	12,481.30
Observatory	2,266.00
Ore Testing Works	12,500.00
Pharmacognosy Plant Laboratory ...	10,000.00
Pharmacy	92,053.90
Physics Building	66,000.00
Pillsbury Hall	138,000.00
Sanford Hall	306,933.70
School of Mines	145,000.00
Storehouse	14,523.50
Todd Memorial Hospital	500.00
Women's Gymnasium	125,046.40
Automobile Shed	1,600.00
New Music Building	270,647.92
New Library	461,726.90
Mines Experimental (new)	264,712.34
Administration Building	10,486.60
Business Building, Storehouse and Shops	4,397.99
Campus Houses	69,300.00
Campus Survey	9,690.63
Supervising Architect	2,995.36
Tennis Courts	6,194.67
Total	\$5,818,643.59

FARM CAMPUS

Farm House and Apiary	\$ 20,000.00
Home Building	15,750.00
Pendergast Hall	36,500.00
Soils Survey Laboratory	8,021.80

Dairy Hall	44,816.00
Industrial Botany	66,464.70
Storehouse and Service Building	3,000.00
Hog Barn	3,000.00
Sheep Barn	3,000.00
Dining Hall	80,000.00
Power House and Addition	30,000.00
Equipment	60,000.00
Ladies' Hall (Girls' Dormitory)	42,000.00
Horticulture	75,644.29
Meat House	7,500.00
Veterinary and Additions	34,926.58
Chemistry	40,131.93
Poultry House	3,257.12
Poultry Practice House	3,465.00
Poultry Hospital	175.00
14 Poultry Colony Groups	420.00
19 Poultry Colony Groups	275.00
Poultry House No. 1	268.00
Poultry House No. 2	125.00
Poultry House No. 3	275.00
Poultry Laying House	164.00
Poultry Brooder House	2,400.00
Boys' Dormitory	35,000.00
Machinery Building and Annex	6,500.00
Live Stock Pavilion	32,000.00
Administration Building	200,108.19
Insectary Spray Laboratory	2,000.00
Root Cellar	500.00
Shop and Fire Barn	4,000.00
Dairy Nutrition Barn, Silos and Milk House	29,500.00
Water Tower	4,000.00
Virus Building (Hog Cholera Vaccine)	3,000.00
Cattle Feeding Shed (Bleeding Build- ing No. 1)	4,500.00
Scale Room and Shed	450.00
Hyperimmune Shed No. 2	3,110.00
Serum Building (Bleeding Building No. 2	4,300.00
Animal Building No. 1	1,800.00
Animal Building No. 2	1,800.00
Bull Barn (Swamp Fever Stable) ..	2,378.00
Cold Storage	18,000.00
Agricultural Engineering	160,020.75
Agricultural Engineering Shops	100,000.00
Home Economics and Addition	92,934.30
Greenhouse (Rear of Botany)	8,124.60
Greenhouse (East of Horticulture) (3-6)	12,521.70
Greenhouse (South of Chemistry) (1-2)	2,500.00
Botany Field House (new)	1,400.00
Dairy Experimental Barn (Bull Barn)	1,567.57
Entomology Machine Shed	300.00

UNIVERSITY BUILDINGS

June 30, 1923

Rabbitry	1,000.00	Wind Mill	200.00
2 Home Management Houses	562.45	Superintendent's Garage	300.00
New Dairy Building	3,574.85		
Greenhouse	2,526.46	Total	\$ 412,793.02
Girls' Dormitory No. 2	45,000.00		
Horse Barn	8,800.00		
Hog Barn	700.00		
Gymnasium	81,267.54		
Seed Storage Plant	15,000.00		
Beef Cattle Barn	29,207.25		
2 Silos with Beef Cattle Barn	1,600.00		
Veterinary Barn	25,422.86		
Incinerator	1,871.84		
Implement Shed	1,860.00		
44 Portable Hog Sheds and Houses ..	743.64		
Total	\$1,533,031.42		
CROOKSTON			
Robertson Hall	\$ 23,600.00		
Kiehle Building	38,500.00		
Home Economics	12,000.00		
Owen Hall	23,700.00		
Stephens Hall	37,000.00		
Hill Building	36,000.00		
Farm House—Dwelling House No. 1 ..	4,450.00		
Horse Barn	5,000.00		
Machine Shed No. 1	1,000.00		
Machine Shed No. 2	2,000.00		
Hog Barn	1,500.00		
Poultry Brooder House	1,250.00		
Poultry House	1,500.00		
Dairy Barn	4,075.00		
Sheep Barn	1,200.00		
Superintendent's Cottage	3,500.00		
Cottage No. 1	2,600.00		
Cottage No. 2	2,600.00		
Cottage No. 3	2,600.00		
Cottage No. 4	2,600.00		
Poultry House—Frame	350.00		
Poultry House—Cement	150.00		
Horticulture Tool House (Small Well)	50.00		
Paint Supply House (Large Well)....	75.00		
Greenhouse and Implement House ...	1,500.00		
Grain Storage	6,000.00		
Heating and Power House, including Equipment and Tunnels	42,680.00		
Senior Hall	37,800.00		
Ice House	110.00		
Concrete Silo	394.00		
Clay Block Silo	384.00		
Cottage No. 5 (Agronomists)	2,685.00		
Dwelling House No. 2	4,900.00		
Garage	900.00		
Poultry House in Rear of Cottage ...	150.00		
New Dining Hall	89,539.63		
Four Family Flat	16,550.39		
Root Cellar	1,000.00		
Bull Pen	400.00		
		MORRIS	
		Superintendent's Cottage	\$ 4,000.00
		Spooner Hall	50,000.00
		Seedhouse	1,800.00
		Poultry House	800.00
		Office	15,000.00
		Machine Shed	1,000.00
		Faculty Building	Torn Down
		Horse Barn	3,000.00
		Home Economics	12,000.00
		Ice House	100.00
		Hog House	700.00
		Heating Plant	39,106.74
		Girls' Dormitory	50,000.00
		Forge Shop and New Engineering Building	26,200.00
		Cow Barn and Silo	13,000.00
		Music Building (Agronomy)	20,000.00
		Farm Cottage	3,800.00
		Milk House	1,080.00
		New Dining Hall	70,000.00
		Hog Barn	4,000.00
		Custodian's Cottage	4,300.00
		Boys' Dormitory	68,053.05
		Silo	Torn Down
		Six Hog Houses	120.00
		Recitation Hall	84,997.42
		Total	\$ 473,057.21
		DULUTH	
		Machine Shed	\$ - 1,328.00
		Poultry House	1,272.00
		Farm House	4,688.00
		Pump and Milk House	888.00
		Poultryman's Cottage	2,693.00
		Superintendent's Cottage	6,500.00
		Horse Barn	2,500.00
		Dairy Barn	4,470.00
		Hog Barn	1,080.00
		Garage	500.00
		Granary and Tool House	500.00
		Herdsmen's Cottage	1,511.00
		Institute Hall	12,393.10
		Ice House	300.00
		Root House	1,000.00
		Poultry House	395.00
		Seed House	435.00
		Total	\$ 42,453.10
		GRAND RAPIDS	
		Superintendent's Residence	\$ 3,800.00
		Farm House Potato Cellar Addition)	8,142.00
		Poultryman's Cottage (Remodeled) ..	3,000.00

UNIVERSITY BUILDINGS

June 30, 1923

Dairy Barn No. 1 and Silo.....	4,000.00	Pump House, Woodshed and Water	
Dairy Barn No. 2 and Silo.....	4,000.00	Tank	300.00
Hog Barn	300.00	Queen Rearing House (Bee Dept.)....	500.00
Granary and Lean-to.....	500.00	New Storage Cellar and Packing	
Root Cellar	400.00	House	2,000.00
Ice House	200.00		
Vegetable Warehouse and Creamery..	2,500.00	Total	\$ 19,300.00
Poultry House	1,000.00		
Machine Shed	2,000.00		
Horse Barn and Sheep Barn.....	5,500.00		
Water Tower and Heater House.....	1,500.00		
Manure Storage	2,500.00		
Fertilizer Storage	600.00		
Old Well House, Stone.....	250.00		
Wood Shed	500.00		
Peat Storage	200.00		
Total	\$ 40,892.00		
WASECA			
New Farm House.....	\$ 3,600.00		
Feeding Shed and Silo.....	1,000.00		
Institute Hall	5,500.00		
New Barn	3,500.00		
Old Farm House	300.00		
Milk House	450.00		
Poultry House	100.00		
Ice House	150.00		
Corn Crib, Double.....	100.00		
Horse Barn	500.00		
Well House	125.00		
Garage (Wood Shed)	200.00		
Granary	325.00		
Machine Shed Additions (Old Sheep			
Barn and Machine Shed).....	1,200.00		
Young Stock Barn.....	1,200.00		
Superintendent's House	9,000.00		
Hog House	700.00		
Corn Crib, Single.....	50.00		
Hog House	100.00		
Total	\$ 28,100.00		
ZUMBRA HEIGHTS			
Foreman's Cottage and Greenhouse....	\$ 5,000.00		
Superintendent's Cottage	5,000.00		
Machine Shed	350.00		
Water Tower and Tank, Pump House	1,000.00		
Professor's Cottage	500.00		
Barn	1,200.00		
Old Farm House.....	2,000.00		
Cottage	800.00		
Old Storage Cellar.....	500.00		
2 Chicken Houses.....	150.00		
CLOQUET			
Water Tower	\$ 350.00		
Director's Cottage	5,500.00		
Foreman's Cottage	3,000.00		
Barn	3,000.00		
Office	2,000.00		
Bunk House	700.00		
Cottage	3,500.00		
Tool House and Shop.....	500.00		
Seed House	1,000.00		
Ice House	75.00		
Garage	300.00		
Wood Sheds (3).....	385.00		
Pump House	50.00		
Garage, Double	350.00		
Water Tank (Nursery).....	100.00		
Chicken House	50.00		
Chicken House	50.00		
Root Cellar	300.00		
Cottage	1,000.00		
Woodshed	125.00		
Barn	50.00		
Total	\$ 22,385.00		
ITASCA PARK			
Cottage No. 1.....	\$ 800.00		
Cottage No. 2.....	800.00		
Cottage No. 3.....	1,500.00		
Cottage No. 4.....	1,500.00		
Dining Hall and Kitchen.....	1,200.00		
Barn and Lean-to Machine Shed.....	1,800.00		
Library	1,200.00		
Shop	200.00		
Bunk House	2,000.00		
Ice House	300.00		
Boat House	200.00		
Pump House	50.00		
Nursery and Seed Extracting Labora-			
tory	1,200.00		
Cottage No. 5.....	1,800.00		
Incinerator	75.00		
Wood Shed	50.00		
Barn back of Cottage No. 5.....	125.00		
Total	\$ 14,800.00		
Grand Total Buildings at Substations..\$1,053,780.33			

SUPPORT FUND BALANCES

June 30, 1922

Maintenance Allotments		
Administration		\$6,614.51
General		20,027.28
Physical Education		585.96
Science, Literature, & Arts...		1,901.89
Engineering		3,228.40
Dept. of Agriculture.....		11,844.93
Medical School		1,690.63
Elliot Hospital	19,579.41	
School of Chemistry.....		6,481.50
School of Mines.....		2,404.03
Mines Experiment Station...		673.29
Mines Tax Commission.....		249.20
College of Dentistry.....		.20
Law School	298.01	
College of Education.....		1,752.86
Summer Session (1923).....		64,439.81
Physical Plant, University...		15,827.43
Physical Plant, Farm.....		7,139.62
Total	\$19,877.42	\$144,861.54

Breakage Deposits		
Chemistry Breakage		7,510.80
Morris Breakage		35.00
General Breakage		39,128.91
Military Breakage		14,464.95
Agriculture Breakage		5,282.99
Biochemistry Breakage		641.36
Total		\$67,064.01

Special Revolving Funds		
Seed Cases—Agronomy		68.61
Seed Cases—Botany		424.82
Advanced Registry Testing..	871.98	
Hog Cholera Serum Mfg....		409.08
Central School of Nursing..	5,301.27	
Federal Board Vestibule....		11,448.93
Animal Husbandry Livestock		2,740.83
Dairy Husbandry Livestock..		6,829.17
Commonwealth Fund		3.01
Reimbursements	2,247.94	
Gov. Refund on Uniforms...		1,259.44
Weevil Research		203.86
N. W. Yeast Investigation...		83.60
County Agents Support.....		7,724.99
Berliner Research		156.00
Sex Research		504.47
Flaxinum Research		1,000.00
Total	\$8,421.19	\$32,856.81

Special Allotments		
Inter-Campus Trolley		2,659.72
Geological Survey		6,710.96
Extension Division		
Administration		6,251.33
Instr. and Short Courses.	11,276.61	
Correspondence		4,964.82
Lyceum	6,488.87	
Graduate Research		12,441.92
Home Management Houses..		19,437.55
Moving and Covering N. P.		
Tracks		9,000.00
Remodeling Health Service,		
Agriculture		143.78
New Dairy Building.....		231,425.15
Storehouse & Shops Reimburse-		
ments		89,714.00
Minnesota Union Addition..		7,014.12
Mines Experiment Equip.....		18,923.77
Music Building Equipment...		279.98
Todd Memorial Hospital.....		109,500.00
Electrical Engineer. Bldg....		99,975.80
Total	\$17,765.48	\$618,442.90

Agriculture Sub-Stations		
Crookston Support		939.47
Crookston Special Repairs...		31,300.00
Crookston Seedhouse37
Morris Support		749.81
Morris Special Repairs.....		38,056.80
Grand Rapids Support.....		1,232.00
Grand Rapids Spec. Equip.		
and Repairs		6,625.08
Duluth Support		4,687.60
Duluth Institute Hall.....		16.96
Waseca Supt.'s Cottage.....		307.75
Waseca Support		1,572.95
Zumbra Support	149.63	
Total	\$149.63	\$85,488.79

Federal Funds		
Smith-Hughes—		
Education	14,381.00	
Agriculture	1,200.00	
Crookston	1,200.00	
Morris	1,200.00	
Smith Lever—Agriculture....		4,480.96
Lever Extension—Agri.....	1,753.65	
Total	\$19,734.65	\$4,480.96

SUMMARY

Maintenance Allotments....	\$19,877.42	\$144,861.54	Certificates of Indebtedness..	100,000.00
Breakage Deposits		67,064.01	Regents Reserve	89,739.04
Special Revolving Funds....	8,421.19	32,856.81	Fuel Inventory	15,569.39
Special Allotments	17,765.48	618,767.61	Storehouse Inventory	113,709.18
Agriculture Substations	149.63	85,164.08	Building Fund Taxes An-	
Federal Funds	19,734.65	4,480.06	ticipated "1928"	190,000.00
Service Enterprises Page 25.		56,896.85		
Trust Funds Page 27.....		24,371.92	\$385,226.94	\$1,465,323.36
Revolving Fund Reserve		40,000.00		385,226.94
Storehouse Stock Reserve ...		99,591.39		\$1,080,096.42
Storehouse and Shops Rentals		4,954.75		
New Athletic Field Rentals..		6,574.40		

RECONCILEMENT WITH STATE AUDITOR'S ACCOUNTS

June 30, 1923

State Auditor's Support Fund Balance.....	\$ 105,642.25	
Balance of 1922-23 Appropriation.....	500,000.00	
	\$1,005,642.25	
Outstanding Warrants	121,456.72	
	\$ 885,145.53	
June Credits entered by State Auditor in July—		
Receipts	\$133,149.63	
Abstract Transfer	85,722.39	
Abstract Transfer	20,448.23	
Abstract Transfer, No. 333.....	.10	
	239,320.35	
	\$1,124,465.88	
June Debits entered by State Auditor—		
Abstract No. 361.....	\$ 17,038.43	
Abstract No. 362.....	9,453.89	
Abstract Transfer No. 441 (6-30-22).....	1,957.48	
Abstract Transfer	83.93	
Abstract Transfer	524.46	
Transfer of Receipts duplicated on State Auditor's Records (1921-22)	650.00	
Transfer of High School Building and Equipment allotment..	60,000.00	
	89,708.19	
	\$1,034,757.69	
Revolving Funds—		
General University	\$ 29,740.00	
Elliot Hospital	1,000.00	
Department of Agriculture.....	7,000.00	
Morris	500.00	
Crookston	500.00	
Grand Rapids	300.00	
Duluth	300.00	
Waseca	200.00	
Zumbra	200.00	
Forestry Division	200.00	
Post Office	10.00	
Medical School	25.00	
Health Service	25.00	
	40,000.00	
	\$1,074,757.69	
State Auditor's Fuel Fund Balance.....	\$ 5,331.84	
June receipts credited in July by State Auditor.....	6.89	
	5,338.73	
	\$1,080,096.42	

SUNDRY ITEMS

Administration	\$ 278.18	Pharmacy	1,697.86
Diplomas	832.00	Education	195.50
Address Books	244.10	Art Education	653.70
Towel Fund	11,470.05	Survey	500.00
General	138.86	Education Research	1,621.51
Library	941.38	Commonwealth Fund	3,417.95
Bindery	991.32	High School	103.20
Military	3,122.00	Graduate School	92.92
Loss of Military Equipment.....	91.27	Graduate Research	563.18
Piano Rental	1,717.25	School of Business.....	54.68
Central Shop	1,993.70	Physical Plant—University	447.65
Stadium Committee	435.35	New Athletic Field.....	7,465.00
Postoffice Fees	651.60	Storehouse and Shops Fund....	4,780.53
Physical Education	59.74	Locker Fees	505.70
Athletic Association	810.27	Waste Paper Sales.....	1,212.03
Science, Literature, and Arts.....	771.06	Key Sales	13.10
Music	307.00	Inter Campus Trolley.....	10,271.26
Geological Survey	319.66	Reimbursements	8,559.01
Sex Research	3,500.00	Physical Plant—Agriculture	145.62
Engineering	539.06	Locker Fees	533.50
Electrical	319.95	Waste Paper	147.57
Mechanical	420.85	Key Sales	36.50
Manufacturers Chemical Co.....	100.00	Dormitory Repairs	1.03
Flaxlinum Research	1,000.00	Music Building Equipment (Dona- tion of Mr. and Mrs. C. C. Bovey)	1,000.00
Agriculture	573.83	Union Addton Refund.....	3.50
Gymnasium Towels	364.40	Building Program Music Fund....	110.00
Farm House	421.30	Deposit Fees Forfeited.....	27.00
Publications	2,397.66	Miscellaneous	622.81
Short Courses	1,473.99	Interest on Bank Balances.....	1,902.52
Engineering	938.97	Waste Paper Sales.....	351.98
Agronomy	2,238.49	Russell-Grader	687.50
Animal Husbandry	1,698.89	Photo Laboratory	4,053.26
Dairy Husbandry	315.21	Agricultural Extension	544.87
Contagious Abortion	905.40	Seed Cases, Agronomy.....	217.15
Cloquet	4,389.90	Seed Cases, Botany.....	88.35
Itasca	615.30	Weevil Investigation	200.00
Home Economics	316.93	Sandy Land Investigation.....	133.55
Medical School	284.09	Central School of Nursing.....	10,567.95
Anatomy	652.52	Dentistry	1,713.14
Pathology	1,198.98	Extension Division	3,143.63
Physiology	270.00	Summer Session Recreation.....	520.25
Iletin Fund	1,172.25	Cancelled Warrants	2,510.07
Miller Fellowship	319.80	Interest State Fund.....	567.61
Chemistry	160.62	Storehouse Breackage	99.05
Mines Education	550.61	General Storehouse	3,974.01
Mines Experiment Station.....	699.59		
Manganiferous Ores	16.60		
Law School	193.04		
Book Revolving Fund.....	295.00		
		Total (Page 6)	\$129,574.38