

MHR
8291H

MINNESOTA



Golden Gopher

BASKETBALL

Minnesota Media Relations

BB contact: Kyle Coughlin
Associate Media Relations Dir.
Phone: 612.625.4090
Fax: 612.625.0359
email: cough002@umn.edu

Minnesota Media Relations, 516 15th Ave. SE, 244 Bierman Field Athletic Building, Minneapolis, Minn. 55455

www.gophersports.com

2002-03 SCHEDULE

| Date | Opponent | MN Rank/Rank | TV | Time/Res |
|------------|--|--------------|----------------|-----------|
| Nov. 8 | MSU, Mankato (exh.) | 24/-- | none | W, 96-74 |
| Nov. 17 | Team Nike (exh.) | 24/24 | none | W, 115-71 |
| Nov. 24 | UNC Asheville | 24/24 | KSTP-Ch. 5 | W, 87-81 |
| Nov. 30 | Georgia (18/17) | 22/24 | KSTC-Ch. 45 | W, 72-69 |
| Dec. 4 | Georgia Tech * | 17/20 | ESPN | 6 p.m. |
| Dec. 6 | Bethune Cookman | | none | 7 p.m. |
| Dec. 8 | at Nebraska | | KSTP-Ch. 5 | 2 p.m. |
| Dec. 10 | Arkansas-Little Rock | | KSTC-Ch. 45 | 7 p.m. |
| Dec. 13 | Fairleigh Dickinson | | none | 5:30 p.m. |
| Dec. 22 | at Oregon | | FSN | 2 p.m. |
| Dec. 28 | Texas Tech | | ESPN | 1 p.m. |
| Jan. 1 | Oral Roberts | | none | noon |
| Jan. 4 | Sacred Heart | | none | 1 p.m. |
| Jan. 7 | Illinois | | ESPN | 6 p.m. |
| Jan. 15 | at Wisconsin | | KSTC-Ch. 45 | 7 p.m. |
| Jan. 18 | Michigan State | | ESPN2 | 1 p.m. |
| Jan. 22 | at Michigan | | KSTC-Ch. 45 | 7 p.m. |
| Jan. 25 | Northwestern | | KSTC-Ch. 45 | 7 p.m. |
| Jan. 29 | at Penn State | | KSTC-Ch. 45 | 7 p.m. |
| Feb. 1 | Michigan | | KSTP-Ch. 5 | 1:30 p.m. |
| Feb. 5 | at Ohio State | | KSTC-Ch. 45 | 7 p.m. |
| Feb. 8 | Purdue | | KSTP-Ch. 5 | 1:30 p.m. |
| Feb. 12 | Iowa | | KSTC-Ch. 45 | 7 p.m. |
| Feb. 19 | at Northwestern | | KSTC-Ch. 45 | 7 p.m. |
| Feb. 22 | Penn State | | KSTC-Ch. 45 | 8 p.m. |
| Feb. 26 | at Michigan State | | KSTC-Ch. 45 | 6 p.m. |
| Mar. 2 | Wisconsin | | CBS | 1 p.m. |
| Mar. 4 | at Indiana | | ESPN | 6 p.m. |
| Mar. 8/9 | at Illinois | | KSTP-Ch.5/ESPN | TBA |
| Mar. 13-16 | Big Ten Tournament (Chicago, Ill./United Center) | | | |

Times and dates subject to change
All times central
** Big Ten/ACC Challenge*

Ranking = ESPN-USA Today Coaches poll/AP poll

GAME #3 ACC/BIG TEN CHALLENGE



#17/20 MINNESOTA
Golden Gophers
(2-0)
VS.

Georgia Tech
Ramblin' Wreck
(3-0)

December 4, 2002 • 6 p.m.
Williams Arena

Television: ESPN

Dave Barnett, PBP; Bill Raftery, analyst

Radio: WCCO Radio AM 830

Dave Lee, PBP; Kevin Lynch, analyst

PROBABLE LINEUPS

| MINNESOTA | PPG | RPG | APG | FG% | OTHER |
|----------------------|------|-----|-----|------|----------|
| F 11 Maurice Hargrow | 18.0 | 6.0 | 1.5 | .611 | 1.000 3s |
| F 1 Rick Rickert | 19.0 | 5.0 | 0.5 | .393 | .636 3s |
| C 40 Jerry Holman | 7.0 | 4.5 | 0.5 | .444 | 2.0 bpg |
| G 12 Kevin Burleson | 8.0 | 2.5 | 6.0 | .375 | .500 3s |
| G 22 Ben Johnson | 7.5 | 8.0 | 3.0 | .333 | .833 FT |

OFF THE BENCH

| | | | | | |
|---------------------|------|-----|-----|------|---------|
| F 41 Michael Bauer | 15.0 | 2.5 | 1.0 | .600 | .556 3s |
| F 21 Stanley Gaines | 3.5 | 2.5 | 0.5 | .429 | 1.5 spg |
| C 42 Jeff Hagen | 0.0 | 1.0 | 0.0 | .000 | |
| G 3 Aaron Robinson | 0.0 | 0.0 | 1.0 | .000 | |
| F 31 Steve Esselink | 3.0 | 1.0 | 0.0 | .500 | |
| F 34 Brent Lawson | na | na | na | na | na |

| GEORGIA TECH | PPG | RPG | APG | FG% | OTHER |
|----------------------|------|------|-----|------|---------|
| F 2 Isma'il Muhammad | 10.7 | 7.7 | 1.7 | .419 | 1.0 spg |
| F 32 Ed Nelson | 7.0 | 7.3 | 0.7 | .250 | .529 ft |
| C 4 Chris Bosh | 19.3 | 12.0 | 2.0 | .559 | .792 ft |
| G 3 Jarrett Jack | 11.7 | 4.3 | 7.3 | .556 | .500 3s |
| G 24 Marvin Lewis | 13.7 | 3.3 | 3.7 | .406 | .909 ft |

Officials: Ted Hillary, Jim Burr, Gene Monje

HEAD COACH DAN MONSON



Entering his fourth season in charge of the Minnesota basketball program, Dan Monson has established himself as one of the best young coaches in the college ranks and has thrust the Golden Gophers back onto the national scene.

In Monson's three seasons, the Golden Gophers have climbed their way back to the upper echelon of the Big Ten and increased their number of conference wins in each season under his leadership (4 - in 1999-2000, 5 - in 2000-01, 9 - in 2001-02). In 2001-02, Monson led the Maroon and Gold within a few points of a conference title and their highest finish in the league (6th) since 1992-93. After back-to-back NIT appearances, the Golden Gophers appear ready to take the next step. He has compiled a 50-43 record in his tenure in Gold Country and a 102-60 career record in his five-plus years as a head coach.

Monson has recruited a solid nucleus of talent in the past three years, brought back home-grown transfers and developed walk-ons to make up for scholarship limitations and provide quality depth. Monson's second recruiting class in Gold Country netted one of the top 10 classes in the nation, according to many recruiting publications. National Junior College All-American Jerry Holman and McDonald's All-American Rick Rickert made an immediate impact in 2001-02. Rickert was named Big Ten Freshman of the Year, the first in school history, and Holman worked his way into the starting lineup by the beginning of the Big Ten season.

Monson was named the Minnesota head coach on July 24, 1999. In his first year at the helm of the program, Monson led the Golden Gophers to a 12-16 finish which included a six-game winning streak (11/20-12/11).

Monson led the Gonzaga Bulldogs within a breath of the Final Four in 1998-99. Along the way, his team defeated such notable NCAA powers as Stanford (82-74), Florida (73-72) and the Golden Gophers (75-63), before bowing out to eventual national champion Connecticut, 67-62.

Monson spent 11 years building the Gonzaga program. He began as an assistant coach in 1988 and spent six years laying the groundwork for the Bulldogs' success. In 1994-95, he was elevated to associate head coach under head coach Dan Fitzgerald who was also the athletics director. Three years later, Monson took over full control of the Gonzaga program. He had an immediate impact, leading the Bulldogs to a West Coast Conference title and advancing to the second round of the NIT. Along the way, the team set a school record for wins with 24. Monson was the first coach in West Coast Conference history to capture the regular-season title in his rookie season. For his efforts, his WCC peers voted him Coach of the Year and *Basketball Times* accorded him national Rookie Coach of the Year. His record in two seasons as head coach of the Zags was 52-17, with an impressive 4-2 mark in postseason play.

THE MATCHUP

The No. 17/20 Golden Gophers play their second straight opponent from the state of Georgia with the arrival of Georgia Tech to "the Barn" as part of the ACC/Big Ten Challenge. Minnesota is 2-1 all-time in the Challenge. The Gophers begin their busiest stretch of the year with five games in 10 days. These two teams have not played one another since 1990 in the Southeast Region Final. Georgia Tech prevailed that day 93-91.

SCOUTING THE WRECK

Head coach Paul Hewitt has quickly turned the Ramblin' Wreck back into an ACC power. Georgia Tech is 3-0 after two victories last week: 75-53 over Gardner-Webb on Sunday and 83-77 over Georgia last Wednesday. The Jackets are a young, but deep and talented team. They are led by freshman center Chris Bosh who is averaging a double-double (19.3 points, 12.0 rebounds) three games into his college career. He's one of the favorites for ACC Rookie of the Year. Last year's ACC Rookie of the Year is 6-8 forward Ed Nelson. Nelson is averaging 7.0 points and 7.3 rebounds per game. Georgia Tech has five players averaging in double figures and their first man of the bench, B.J. Elder, is lightning quick and was an ACC All-Freshman Team member last season. Elder averages 18.0 PPG.

THE SERIES

**records involve games later vacated by Minnesota due to NCAA infractions.*

Series is tied 1-1

Last meeting: Mar. 25, 1990 (Southeast Regional Final - Richmond, Va.)

UM 91 GT 93

Dec. 30, 1978 - UM 57 GT 56

UM in the Challenge:

2001 at Wake Forest - UM 79 WF 85

2000 at Florida State - UM 76 FSU 71

1999 vs. Virginia - UM 74 UVA 62

WHAT'S NEXT

The Golden Gophers take on Bethune Cookman at home on Friday. Tip is set for 7 p.m. The game will not be televised.

GEORGIA RECAP

Minnesota (2-0) handed Georgia (1-3) a heart-breaking 72-69 loss at Williams Arena on a buzzer-beater three pointer from Michael Bauer. The Gophers held the lead nearly the entire game until Georgia took a one-point lead, its only lead of the game, at the 5:32 mark.

The game was a tense battle with Minnesota never having more than a six-point lead in the second half. Jarvis Hayes hit an off-balance three-pointer for the Bulldogs with 15 seconds left to tie the game at 69. After a Gopher timeout with 10 seconds left, Bauer saved a broken play and nailed a fall-away trey as time expired to give Minnesota the victory.

Minnesota's offense was sparked by Kevin Burlison as he notched 11 of his 14 points in the second half. Nine of his 11 second-half points came off three-pointers.

In the first half, Minnesota led by as many as 10 on three occasions and Rick Rickert scored

11 points. At the 7:22 mark, Georgia brought the game within one point, 25-24, but Minnesota answered back. The Maroon and Gold went on a 10-0 run and brought the margin back to 10 with five points from Rickert. Georgia then went on a 8-3 run to bring the score at the half to 37-32.

Maurice Hargrow led the Gophers with 15 points and a game-high and career-high eight rebounds. Burlison added 14 points while Rickert scored 12. Hayes led all scorers with 21 points and added seven boards. Ezra Williams added 13.

This marked the first time since 1999 that the Gophers played a game in which both teams were ranked nationally with Georgia being No. 17 and Minnesota No. 22. With the win, the Gophers improved to 6-5 at home against ranked teams under Coach Monson.

GEORGIA GAME NOTES

- Minnesota is 4-1* all-time against Georgia and 3-1 in the Monson era. Three of the five games have been decided by three points or less (all resulted in Minnesota victories)
- Minnesota is 13-10 all-time against the SEC and 8-1 at home (not including vacated games)
- Minnesota is 32-8 in non-conference competition under Dan Monson.
- Minnesota is 26-3 in non-conference home games under Monson. Only one of the losses (12/4/01 vs. UNC Wilmington) came in the regular season
- This was the first time since 1999 that the Gophers played in a game when both teams were ranked...Minnesota is 6-14 against ranked teams under Dan Monson. Minnesota is 6-5 at home against ranked opponents

MINNESOTA QUICK FACTS

University Information

Location: Minneapolis, Minn.

Enrollment: 45,615

Colors: Maroon & Gold

Conference: Big Ten

Arena: Williams Arena (14,625)

President: Robert H. Bruininks

Faculty Athletics Representative: Dr. Richard Weinberg

Director of Athletics: Joel Maturi

Team Information

Head Coach: Dan Monson (Idaho, 1985)

Career Record: 102-60 (5+ years)

Record at Minnesota: 50-43 (3+ years)

Associate Head Coach: Mike Petersen (fourth year)

Assistant Coaches: Vic Couch (first year), Bill Walker (fourth year)

Dir. of BB Operations: J.B. Bickerstaff (first year)

2001-02 Overall Record: 18-13 (reached second round of NIT)

2001-02 Big Ten Record/Finish: 9-7 (6th)

Lettermen Returning/Lost: 8/4

MEDIA INFORMATION

PRACTICE ACCESS

As a rule, practice will be open to the media for the first 30 minutes of each workout except on game days. This is subject to change at the coaches discretion. All player interviews will be conducted before practice in the half hour preceding the team's workout. Coach Monson will be available for brief interviews during the first half hour of practice. Practice on weekdays is usually 1-3:30 p.m., with interviews beginning at 12:30 p.m. Please check with Kyle Coughlin about practice times and all interview requests at least 24 hours in advance.

POSTGAME PROCEDURES

Minnesota complies with an equal-access policy. Following a 10 minute cooling-off period, both coaches are available in the Interview Room on the lower level of the east end of Williams Arena. Minnesota players are available in the players lounge area adjacent to the Gopher locker room following the cooling-off period. Visiting team players generally conduct their player interviews in the lower level hallway outside their locker room.

GOLDEN GOPHERS ON THE INTERNET

Minnesota Golden Gopher basketball stats, releases, box scores, game recaps and game notes are available on the Internet at www.gophersports.com. Information on the Big Ten Conference is available via the internet at www.bigten.org.

BIG TEN TELECONFERENCE

When: Every Monday from 9-11 a.m. (central) Beginning Jan. 6, with the final call scheduled for Mar. 10, 2003.

Who: Each Big Ten men's head coach is invited to participate on the weekly teleconferences. Participation will not be mandatory, therefore some coaches may not be available each week.

How: Contact the Big Ten office at 847-696-1010 for the teleconference phone number and play-back number.

Order of Appearance

9:00 a.m. Mike Davis
 9:10 a.m. Steve Alford
 9:20 a.m. Dan Monson
 9:30 a.m. Bill Carmody
 9:40 a.m. Jerry Dunn
 9:50 a.m. Gene Keady
 10:00 a.m. Tom Izzo
 10:10 a.m. Bo Ryan
 10:20 a.m. Tommy Amaker
 10:30 a.m. Jim O'Brien
 10:40 a.m. Bill Self
 10:50 a.m. Player of the Week (if available)

under Monson

- Rick Rickert scored in double figures for the 24th time in 33 games as a Golden Gopher. He has reached double figures seven straight times dating back to last season
- Maurice Hargrow scored in double figures for the second straight game and the third time in his career
- Hargrow grabbed a career-high eight rebounds. His previous high was four
- Michael Bauer moved into ninth place all-time at Minnesota with 84 career three-point field goals. Townsend Orr is eighth with 96.
- Ben Johnson recorded his 200th career rebound in the game. He has 204 for his career with Northwestern and Minnesota
- Johnson scored in double figures for the first time as a Golden Gopher.
- Kevin Burleson recorded his 200th career rebound in the game
- Burleson scored in double figures for the 24th time in his career
- Michael Bauer scored in double figures for the 33rd time in his career.

MOE BETTER

Sophomore guard/forward Maurice "Moe" Hargrow has burst onto the scene in just two games this season. Hargrow averaged 10.0 minutes and 3.6 points per game last season, but this season as Moe's minutes has increased so has the production. He has already set career highs for points (21) field goals made (6), field goal attempts (14), free throw attempts (14) and free throws (8) against UNC Asheville. Against Georgia, he led the team with 15 points and a career-high eight rebounds and set a career-high 32 minutes.

LAWSON BACK FROM INJURY

Sophomore Brent Lawson has been cleared to play and was available to play vs. Georgia. Lawson, a transfer from St. Francis (Pa.) and a native of Maple Grove, Minn., broke his pinky finger on his right hand in preseason practice. He missed the two exhibition games and the first regular season game vs. UNC Asheville. Lawson will compete for playing time at the small forward and off guard positions.

MONSON MILESTONES

With the victory over Georgia, Dan Monson reached the 50-victory mark in his three-plus seasons in Golden Country. He becomes the eighth coach in Golden Gopher history to win 50 games. In addition, Monson will coach in his 100th game as Gopher head coach against Texas Tech on Dec. 28.

GOLDEN GOPHERS IN THE POLLS

The Golden Gophers moved up two spots and are ranked No. 20 in the Associated Press poll released Monday, Dec. 2.

Minnesota also moved up five spots to No. 17 in this week's ESPN/USA Today Coaches poll.

This is the fourth consecutive week the Gophers have been ranked and the highest ranking under Dan Monson.

Minnesota was ranked 24th in the presea-

A LOOK AHEAD

vs. BETHUNE COOKMAN

December 6 • 7 p.m. • Williams Arena

Series vs. Minnesota . . . Minnesota leads 3-0
Head Coach Clifford Reed
Top Players . Richard Toussaint (21.6 ppg, 4.3 rpg)
 Diondre Larmond (6.1 ppg, 3.4 rpg)
Media Relations Contact . Carsceal M. Turner
Email turnerca@cookman.edu
Office Phone (386) 481-2200
Fax (386) 481-2219
Website www.cookman.edu/athletic

AT NEBRASKA

December 6 • 2 p.m. • Devaney Center

Series vs. Minnesota UM leads 45-11
Head Coach Barry Collier
Top Players . . Brian Conklin (9.1 ppg, 3.5 rpg)
 Jake Muhleisen (11.7 ppg, 3.5 rpg)
Media Relations Contact Jerry Trickie
Email JTrickie@huskers.unl.com
Office Phone (402) 472-2263
Fax (402) 472-2005
Website www.huskers.com

son AP poll. The preseason AP ranking is the first ranking of any kind for the Gophers since March 1, 1999, when they were ranked No. 23. The Gophers have been listed in the preseason poll 10 times since the 1961-62 season. This is the first preseason ranking since before the 1996-97 season, when Minnesota was ranked 22nd.

The Golden Gophers also were ranked 24th in the preseason ESPN/USA Today Coaches Poll. Minnesota has received votes in both major polls in each of the past two seasons.

RICKERT TABBED PRESEASON BIG TEN POY

Sophomore Rick Rickert was named by the Big Ten coaches as their favorite for Big Ten Player of the Year. The 6-10 forward has already been named to the preseason Naismith list and honored as a preseason Playboy All-American for the 2002-03 campaign. Rickert was a Second Team All-Big Ten choice last season after becoming the first Minnesota player to be named the Big Ten Freshman of the Year. As a freshman, Rickert led the Gophers with 14.2 points per game last season and increased that total to 15.5 points in Conference games, where he ranked fourth in the Big Ten.

Both the coaches and the conference media agreed on the Preseason All-Big Ten team, as Brian Cook from Illinois and Rickert were joined by Indiana's Tom Coverdale, Ohio State's Brent Darby and Wisconsin's Kirk Penney.

GOPHERS PICKED SECOND BY CONFERENCE COACHES

Minnesota was picked to finish second in the Big Ten this season, according to a preseason poll by the conference head coaches. Michigan State was chosen as the preseason Big Ten favorite by the Conference coaches and mem-

CAREER RECORDS

Three-Point Field Goals

| Player (Seasons) | 3-FG |
|--------------------------------------|------------|
| 1. Sam Jacobson ('95-98) | 173 |
| 2. Voshon Lenard ('92-93) | 137 |
| 3. Quincy Lewis ('95-99) | 127 |
| 4. Kevin Lynch ('88-91) | 117 |
| 5. Kevin Burleson ('99-pres.) | 115 |
| 6. Terrance Simmons ('98-'01) | 108 |
| 7. Arriel McDonald ('91-94) | 100 |
| 8. Townsend Orr ('92-94) | 96 |
| 9. Michael Bauer ('99-pres.) | 84 |
| 10. Willie Burton ('87-90) | 82 |

Three-Point Field Goal Attempts

| Player (Seasons) | 3-FGA |
|---------------------------------------|------------|
| 1. Sam Jacobson ('95-98) | 474 |
| 2. Voshon Lenard ('92-93) | 369 |
| Quincy Lewis ('95-99) | 369 |
| 4. Kevin Burleson (2000-pres.) | 344 |
| 5. Arriel McDonald ('91-94) | 315 |
| 6. Terrance Simmons ('98-'01) | 304 |
| 7. Kevin Lynch ('88-91) | 298 |
| 8. Townsend Orr ('92-94) | 272 |
| 9. Willie Burton ('87-90) | 217 |
| 10. Michael Bauer ('99-pres.) | 211 |

Three-Point Field-Goal Pct.

minimum 80 attempts

| Player (Seasons) | Pct. (FG-FGA) |
|-------------------------------------|----------------------|
| 1. Ray Gaffney ('86-89) | .450 (50-111) |
| 2. Travarus Bennett ('00-02) | .422 (57-135) |
| 3. Tim Hanson ('85-88) | .419 (49-117) |
| 4. Michael Bauer ('99-pres.) | .398 (84-211) |
| 5. Kevin Lynch ('88-91) | .393 (117-298) |
| 5. Rick Rickert ('01-pres.) | .393 (48-122) |
| 7. Kim Zurcher ('87-88) | .390 (57-146) |
| 8. Willie Burton ('87-90) | .378 (82-217) |
| 9. Voshon Lenard ('92-93) | .371 (137-369) |
| 10. Sam Jacobson ('95-98) | .365 (173-474) |

Assists

| Player (Seasons) | Assists |
|--------------------------------------|------------|
| 1. Arriel McDonald ('91-94) | 547 |
| 2. Marc Wilson ('83-86) | 375 |
| 3. Melvin Newbern ('88-90) | 369 |
| 4. Kevin Lynch ('88-90) | 301 |
| 5. Ray Williams ('76-77) | 296 |
| 6. Phil "Flip" Saunders ('74-77) | 295 |
| 7. Kevin Burleson ('99-pres.) | 292 |
| 8. Terrence Simmons ('98-01) | 285 |
| 9. Osborne Lockhart ('75-78) | 268 |
| 10. Darryl Mitchell ('79-82) | 247 |

bers of media attending Big Ten Basketball Media Day.

In the coaches' voting, the Spartans were followed by Minnesota and Indiana tied for second. In the media poll, Indiana was slotted second as another defending League champion, Illinois, was chosen for third place.

RICKERT NAMED NAISMITH FINALIST

Sophomore forward Rick Rickert leads the list of pre-season candidates for the Naismith College Basketball Player of the Year Award. Rickert, a sophomore forward, was named Big Ten Freshman of the Year last season and has been named a preseason All-American by Playboy and Basketball News.

The Naismith Awards program, now in its 35th year, honors the outstanding college basketball players in the United States. The awards program was founded by the Atlanta Tipoff Club, an organization dedicated to recognizing the achievements of student-athletes in basketball.

The candidates were selected by a vote of a Board of Selectors comprised of leading basketball coaches, journalists and basketball analysts. Members of the board were asked to name top male and female players who are most likely to be in contention for the award.

Minnesota women's basketball player Lindsay Whalen was named one of the 30 women's candidates for the award.

Following is the list of male candidates for the Naismith Award: Mario Austin, Mississippi State; Troy Bell, Boston College; Steve Blake, Maryland; Keith Bogans, Kentucky; Matt Bonner, Florida; Nick Collison, Kansas; Brian Cook, Illinois; Erwin Dudley, Alabama; Chris Duhon, Duke; Andre Emmett, Texas Tech; T.J. Ford, Texas; Reece Gaines, Louisville; Jason Gardner, Arizona; Jarvis Hayes, Georgia; Kirk Hinrich, Kansas; Josh Howard, Wake Forest; Jason Kapon, UCLA; Brandin Knight, Pittsburgh; Chris Marcus, Western Kentucky; Brett Nelson, Florida; Hollis Price, Oklahoma; Darius Rice, Miami; Rick Rickert, Minnesota; Luke Ridnour, Oregon; Mike Sweetney, Georgetown; Chris Thomas, Notre Dame; Dwayne Wade, Marquette; Luke Walton, Arizona; Travis Watson, Virginia; David West, Xavier.

BURLESON MOVING UP CAREER CHARTS

Senior guard Kevin Burleson stands in seventh place on the all-time assists list with 292, only three short of Flip Saunders, who is in sixth place with 295 assists. Burleson was fourth in the Big Ten overall last season with 146 assists and finished fifth in conference games with 68 dishes. Burleson was second in the Big Ten in all games with a 2.52 assist-to-turnover ratio (146 asst. vs. 58 TOs). Burleson finished 11th overall with 1.39 steals per game. "KB" is six steals away from joining the career steals list. Currently, Burleson has 104 career steals. Travarus Bennett is in 10th place with 110 career thefts. Burleson will also move up the three-point field goals list this season. He now has 115 career three pointers and is in fifth place, two behind Kevin Lynch.

WHAT'S BACK

Here's a look at the percentage of scoring, rebounding and assists that Big Ten teams have returning from last year's teams. Stats are in order of last season's conference finish.

| TEAM | PTS | REB | ASST |
|------------------|-------------|-------------|-------------|
| Ohio State | 55.9 | 66.6 | 50.5 |
| Illinois | 42.4 | 52.1 | 41.5 |
| Indiana | 55.2 | 58.0 | 65.0 |
| Wisconsin | 72.1 | 68.2 | 52.3 |
| Michigan State | 76.6 | 92.7 | 63.0 |
| Minnesota | 60.1 | 59.2 | 66.9 |
| Northwestern | 67.9 | 63.2 | 55.2 |
| Iowa | 30.5 | 41.3 | 56.8 |
| Purdue | 51.4 | 54.5 | 68.1 |
| Michigan | 73.1 | 70.8 | 71.0 |
| Penn State | 71.7 | 67.7 | 70.1 |

BAUER HITS FROM LONG RANGE

Junior Michael Bauer anticipates to make a major move in the three-point field goal career lists this season. The 6-8 forward finally had his first offseason without surgery and was able to work on his game and overall strength during the summer. After the game-winning three vs. Georgia and another in the first half, Bauer moved into ninth place in three-point field goals made (84). Townsend Orr is in eighth place with 96 threes. Bauer is 10th in three-point field goal attempts (211) and is currently, fourth in three point field goal percentage (.398).

THE BOY WITH TWO NUMBERS

Sophomore forward Rick Rickert will wear two different numbers again this season depending on the color of his jersey. Gold jersey (home) #1. Maroon jersey (road) #4. Why? His first choice for a number was #14. Lou Hudson was #14 and that jersey is retired. His second choice? #44. Kevin McHale wore #44 and that's also in the Williams Arena rafters. So, Rickert gets the best of both worlds.

GOLDEN GOPHERS ARE BACK ON TELEVISION

Twenty-three of the 27 regular season games will be televised this season, an increase of eight games from last year. Along with seven nationally-televised games, Golden Gopher fans can catch all the basketball action on KSTP-TV (Channel 5) or KSTC-TV (Channel 45).

Eleven games, nine of which are Big Ten contests, will be shown on KSTC-Ch. 45. Five more, including three Big Ten weekends, will be broadcast on KSTP-Ch. 5, the Minneapolis-St. Paul ABC affiliate. All games broadcast by KSTC or KSTP will be produced by ESPN Regional and can be purchased from your satellite provider. Ask your satellite provider for the ESPN "Full Court" package and anyone across the country can see Golden Gopher basketball all season long.

THE FABULOUS BURLESON BROTHERS

Senior guard Kevin Burleson comes from a very athletic family. His father, Al, played professional football for the L.A. Rams, New Orleans Saints

TV/RADIO

"IN THE PAINT" SHOW

Fox Sports North will be the home of the "In the Paint" show, a half-hour show dedicated to Golden Gopher basketball. The program is hosted by Marney Gellner and features head coach Dan Monson and Golden Gopher players. The show will air on Monday nights 16 times during the season starting on Dec. 2 and running through March 17, 2003. Following is a list of show times and dates.

"In The Paint" on Fox Sports Net North

| Date | Show Time |
|---------|-----------|
| Dec. 2 | 7 p.m. |
| Dec. 9 | 7 p.m. |
| Dec. 16 | 7 p.m. |
| Dec. 23 | 7 p.m. |
| Dec. 30 | 5:30 p.m. |
| Jan. 6 | 5:30 p.m. |
| Jan. 13 | 5:30 p.m. |
| Jan. 20 | 7 p.m. |
| Jan. 27 | 5:30 p.m. |
| Feb. 3 | 7 p.m. |
| Feb. 10 | 5:30 p.m. |
| Feb. 17 | 7 p.m. |
| Feb. 24 | 7 p.m. |
| Mar. 3 | 7 p.m. |
| Mar. 10 | 7 p.m. |
| Mar. 17 | 5:30 p.m. |

WCCO RADIO AM 830

WCCO Radio has been broadcasting Golden Gopher basketball since the 1930s. The latest agreement extends that relationship through the 2005-06 academic year. The contract also calls for extended pre-game and post-game coverage. Basketball's pre-game and post-game shows will run at least one half hour in length. Those shows will feature interviews with head coach Dan Monson, assistant coaches and Golden Gopher players.

Golden Gopher Radio Network

| Market | Station | Freq. | Watts |
|---------------|---------|-------|-------|
| Albert Lea | KATE AM | 1450 | 1000 |
| Austin | KAUS AM | 1480 | 1000 |
| Detroit Lakes | KDLM AM | 1340 | 1000 |
| Duluth | KDAL AM | 610 | 5000 |
| Fargo, ND | KFGO AM | 790 | 5000 |
| Marshall | KMHL AM | 1400 | 1000 |
| Owatonna | KRFO AM | 1390 | 500 |
| Rochester | KROC AM | 1340 | 1000 |
| St. Cloud | KXSS AM | 1390 | 2500 |
| Windom | KDOM AM | 1580 | 1000 |
| Windom | KDOM FM | 94.3 | 6000 |
| Winona | KWNO AM | 1230 | 1000 |

and in the CFL. His older brother, Alvin, played football for the Washington Huskies. KB is headed into the record books in numerous statistical categories at the University of Minnesota and now, his younger brother, Nate, is making a name for himself as one of the top wide receivers in the nation at the University of Nevada. Nate is a finalist for the Biletnikoff award and finished the season leading the nation in receptions per game and was second in receiving yards. He broke WAC single-season record for receptions after a 19-catch game at UTEP.

GOPHERS INK WASHINGTON AND WOOLRIDGE TO LETTERS OF INTENT

The Golden Gopher program signed two student-athletes to national letters of intent during the fall signing period. Wesley Washington and Kerry Woolridge will be eligible to begin play for the Golden Gophers in the 2003-04 season.

Washington, a 6-3 guard from Santa Ana, Calif., is a consensus top 100 recruit from Mater Dei High School. As a junior, Washington was named the Player of the Year in the California Interscholastic Federation after leading Mater Dei to a No. 19 final national ranking. Washington became the second non-senior to be named Player of the Year, the other being Miles Simon, in CIF history. He averaged 16.5 points per game and scored 24 points to lead Mater Dei over Oak Hill (Va.), ending Oak Hill's win streak. This season, Mater Dei is ranked as the No. 1 high school team in the country by some publications.

Washington, rated as the No. 48 player in the country by PrepStars.com, is a high honorable mention All-American by Street & Smith's and a top 100 rising senior by Lindy's. Washington scored a team-high 33 points and was named MVP in the Gym Rats Midnight Madness Game earlier this fall in Cherry Hill, N.J. The national all-star game featured several of the top high school prospects in the nation.

"We think Wesley can come in and make an immediate impact on our program," said head coach Dan Monson. "He is very athletic and can play both guard positions. He is the leader of one of the best high school teams in the country and knows how to win. You can't teach that."

Woolridge, a 6-7 small forward from San Leandro, Calif., is rated the 14th-best small forward in the West by prepwesthoops.com. He was also ranked as one of the top 200 players in the country by Athlon. During the summer, Woolridge was named to the all-tournament team at the Desert Shootout in Las Vegas. Woolridge averaged 15 points and seven rebounds as a high school junior and was named all-league in 2001.

"We believe Kerry has a big upside," Monson said. "He is a player that will get better and better the older he gets and the more he plays. He is a very good athlete who will be able to play both forward positions."

75TH ANNIVERSARY OF WILLIAMS ARENA

The University of Minnesota Intercollegiate Athletics Department will celebrate the 75th Anniversary of historic Williams Arena during

home men's and women's basketball games this season. There will be a celebratory weekend on February 1-2, commemorating the first game played in Williams Arena. The men's team plays Michigan on Feb. 1 and the women's team hosts Northwestern on Feb. 2. The first game in Williams Arena was played on February 13, 1928.

Fans are invited to share their best memory of "The Barn" on www.gophersports.com. The top 10 memories of Williams Arena will be shared during the celebratory weekend. More information regarding ticket specials, special guests and other events will be forthcoming throughout the Golden Gopher basketball season.

BARN MAGIC

The Golden Gophers hold one of the best home-court advantages in college basketball with a 624-244 (.719) record in beloved Williams Arena. Under Monson, the Gophers have posted a 40-13 (.755) record at home.

Nicknamed "the Barn", Williams Arena was named the sixth-best college basketball arena in the country by CBS Sportsline in 2001. As noted in the *Street & Smith's Sports Business Journal*, Williams Arena is tied for the fifth-oldest Division I Basketball Arenas.

Oldest Division I Basketball Arenas

1. Fordham University, Rose Hill Gymnasium
Opened - 1925
(cap. 3,470)
2. Harvard University, Ray Lavietes Pavilion
Opened - 1926 (cap. 2,195)
2. University of Oregon, McArthur Court
Opened - 1926
(cap. 9,738)
4. University of Pennsylvania, The Palestra
Opened - 1927 (cap. 8,700)
5. **University of Minnesota, Williams Arena**
Opened - 1928 (cap. 14,625)
5. Butler University, Hinkle Fieldhouse
Opened - 1928
(cap. 11,043)

RECORD WHEN...

| | |
|---------------|------|
| Home | .2-0 |
| Away | .0-0 |
| Neutral | .0-0 |
| Nonconference | .2-0 |
| Conference | .0-0 |

| | |
|------------------|------|
| Leading at half | .2-0 |
| Trailing at half | .0-0 |
| Tied at half | .0-0 |

| | |
|-------------------------|------|
| Leading with 5:00 left | .1-0 |
| Trailing with 5:00 left | .1-0 |
| Tied with 5:00 left | .0-0 |

| | |
|---|------|
| Shooting 50% or better from the field | .0-0 |
| Shooting less than 50% from the field | .2-0 |
| Opp. shoot 50% or better from the field | .0-0 |
| Opp. shoot less than 50% from the field | .2-0 |

| | |
|----------------------------|------|
| Make more 3s than opponent | .2-0 |
| Opponent makes more 3s | .0-0 |
| 3s are equal | .0-0 |

| | |
|--------------------------------|------|
| More FT attempts than opponent | .2-0 |
| Opponent had more FT attempts | .0-0 |
| FT attempts are equal | .0-0 |

| | |
|--------------------------|------|
| Outrebound opponent | .0-0 |
| Outrebounded by opponent | .2-0 |
| Rebounds are equal | .0-0 |

| | |
|-------------------------------|------|
| Fewer turnovers than opponent | .1-0 |
| More turnovers than opponent | .0-0 |
| Turnovers are equal | .1-0 |

| | |
|-------------------------------------|------|
| Bench outscores opponent's bench | .2-0 |
| Opponent's bench outscores MN bench | .0-0 |
| Bench points are equal | .0-0 |

| | |
|---------------------------------------|------|
| Score 70 points or more | .2-0 |
| Score less than 70 points | .0-0 |
| Hold opponent for less than 70 points | .1-0 |
| Opponent scores 70 points or more | .1-0 |

| | |
|--------------------------------------|------|
| Games decided by 1-5 points | .1-0 |
| Games decided by 6-10 points | .1-0 |
| Games decided by 11-15 points | .0-0 |
| Games decided by more than 15 points | .0-0 |

| | |
|----------|------|
| November | .2-0 |
| December | .0-0 |
| January | .0-0 |
| February | .0-0 |
| March | .0-0 |

| | |
|------------------|------|
| On ESPN or ESPN2 | .0-0 |
| On ESPN Regional | .2-0 |
| On CBS | .0-0 |

Miscellaneous Stats

| | |
|------------------|---------|
| Current streak | .Won 2 |
| Homecourt streak | .Won 2 |
| Neutral streak | .Lost 1 |
| Road streak | .Won 1 |

2002-03 STARTING LINEUPS

| Games | Forward | Forward | Center | Guard | Guard | Record |
|-------|---------|---------|--------|---------|----------|--------|
| 1 | Rickert | Bauer | Holman | Johnson | Burleson | 1-0 |
| 2 | Rickert | Hargrow | Holman | Johnson | Burleson | 1-0 |

MISCELLANEOUS STATISTICS

| ATTENDANCE | G | Total | Average |
|------------|---|--------|---------|
| Home | 2 | 24,776 | 12,388 |
| Away | | | |
| Neutral | | | |
| Total | 2 | 24,776 | 12,388 |

GAMES MISSED DUE TO INJURY/ILLNESS

| | |
|--------------|---|
| Brent Lawson | 1 |
|--------------|---|

FOULED OUT

| | |
|--------------|---|
| Jerry Holman | 2 |
|--------------|---|

DUNK -O- METER

| | |
|---------------|---|
| Michael Bauer | 1 |
|---------------|---|

DOUBLE-DOUBLES

DOUBLE-FIGURE SCORING

| | |
|-----------------|---|
| Rick Rickert | 2 |
| Maurice Hargrow | 2 |
| Michael Bauer | 2 |
| Ben Johnson | 1 |
| Kevin Burleson | 1 |

20-POINT GAMES

| | |
|-----------------|---|
| Rick Rickert | 1 |
| Maurice Hargrow | 1 |
| Michael Bauer | 1 |

DOUBLE-FIGURE REBOUNDS

| | |
|-------------|---|
| Ben Johnson | 1 |
|-------------|---|

DOUBLE-FIGURE ASSISTS

2002-03 GOLDEN GOPHER ROSTER

| NO | NAME | POS | HT | WT | YR | PPG | RPG | NOTE |
|-----|-----------------|-----|------|-----|----|------|-----|---|
| 1/4 | Rick Rickert* | F | 6-11 | 216 | SO | 19.0 | 5.0 | 3-of-13 vs. Georgia |
| 3 | Aaron Robinson | G | 5-10 | 165 | SO | 0.0 | 0.0 | 8 minutes vs. UNCA |
| 5 | Wade Hokenson | G | 5-9 | 170 | JR | 0.0 | 0.0 | walk-on |
| 11 | Maurice Hargrow | G/F | 6-4 | 193 | SO | 18.0 | 6.0 | career-high 21 pts. vs. UNCA |
| 15 | Aliou Kane | C | 6-9 | 230 | FR | - | - | redshirting this season |
| 21 | Stan Gaines | F | 6-7 | 230 | FR | 3.5 | 2.5 | only freshman playing this season for Gophers |
| 22 | Ben Johnson | G | 6-3 | 185 | JR | 7.5 | 8.0 | career-high 10 boards vs. UNCA |
| 24 | Tyree Bolden | F | 6-5 | 186 | JR | - | - | walk-on |
| 31 | Steve Esselink | F | 6-6 | 195 | JR | 3.0 | 1.0 | 3 points in 3 minutes vs. UNCA |
| 34 | Brent Lawson | G/F | 6-4 | 200 | SO | - | - | sat out first three games with broken finger |
| 35 | Randy Chall | F | 6-5 | 215 | JR | - | - | walk-on |
| 40 | Jerry Holman | F/C | 6-10 | 225 | SR | 7.0 | 4.5 | fouled out of first two games |
| 41 | Michael Bauer | F | 6-8 | 220 | JR | 15.0 | 2.5 | hit game-winning three vs. Georgia |
| 42 | Jeff Hagen | C | 6-11 | 265 | SO | 0.0 | 1.0 | redshirted last season |
| 54 | Roye Arie | F | 6-9 | 270 | FR | - | - | walk-on |
| 55 | Matt Smriga | F | 6-8 | 255 | SO | - | - | transfer from Kent State |

* Number of letters earned

KEVIN BURLESON

12 Guard • Sr. • 6-3 • 185 • Seattle, Wash. • O'Dea HS

Last Two Games: Hit two crucial threes in the second half while scoring 14 points, also added four assists, a career-high three blocks and only turnover in 38 minutes vs. Georgia (11/30) • had eight assists and only one turnover in 32 minutes vs. UNC Asheville (11/24).

Notable: Had 11 points with seven assists and just one turnover vs. Team Nike (11/17) • scored seven points while battling foul trouble vs. Minnesota State, Mankato (11/8).

Milestones: Is seventh in school history with 292 career assists • had the fourth-most assists in a season in school history with 146 in 2002 • currently fifth in school history with 115 career three-pointers and fourth with 344 three-point attempts • scored his 600th career point at Penn State on Feb. 23 • recorded his 200th career assist at Illinois (1/2/02) • has scored in double figures in 23 games in his career • had a career-high 11 assists against just one turnover vs. UNC Asheville (11/21/01) • 11 assists rank in a tie for the sixth-best game total in school history.

CAREER HIGHS

Minutes: 38 vs. Georgia (11/30/02)
Points: 24 at Purdue (1/12/02)
FG Attempts: 16 - two times; last at Wake Forest (11/27/01)
FG Made: 8 - two times; last vs. Villanova (3/14/01)
FT Attempts: 10 at Purdue (3/12/02)
FT Made: 7 at Purdue (1/12/02)
3-Point FG Attempts: 11 at Nebraska (12/31/99)
3-Point FG Made: 5 at Nebraska (12/31/99)
Rebounds: 8 vs. Furman (12/23/99)
Assists: 11 vs. UNC-Asheville (11/21/01)
Steals: 6 at Indiana (2/28/01)
Blocks: 3 vs. Georgia (11/30/02)

2002-03 GAME-BY-GAME

| Opponent (Date) | Start | Min. | Fg-Fa | 3g-3a | Ftm-Fta | O-D/T | Pf. | Asst. | To. | Blk. | Stl. | Pts. |
|-----------------------|-------|------|-------|-------|---------|-------|-----|-------|-----|------|------|------|
| UNC Asheville (11/24) | Y | 32 | 1-4 | 0-1 | 0-0 | 1-3/4 | 3 | 8 | 1 | 1 | 1 | 2 |
| Georgia (11/30) | Y | 38 | 5-12 | 4-7 | 0-1 | 0-1/1 | 3 | 4 | 1 | 3 | 1 | 14 |

2001-02 GAME-BY-GAME

| Opponent (Date) | Start | Min. | Fg-Fa | 3g-3a | Ftm-Fta | O-D/T | Pf. | Asst. | To. | Blk. | Stl. | Pts. | |
|--------------------------|-------|--------------|------------|---------------|--------------|--------------|-----------------|-----------|------------|-----------|-----------|-----------|------------|
| Mercer (11/17) | Y | 23 | 1-5 | 1-5 | 1-2 | 1-2/3 | 3 | 4 | 2 | 0 | 2 | 4 | |
| UNC-Asheville (11/21) | Y | 23 | 0-3 | 0-1 | 0-0 | 2-0/2 | 0 | 11 | 1 | 0 | 2 | 0 | |
| E. Washington (11/24) | Y | 24 | 2-5 | 2-5 | 0-0 | 1-1/2 | 2 | 8 | 3 | 0 | 1 | 6 | |
| at Wake Forest (11/27) | Y | 29 | 4-16 | 2-8 | 2-3 | 0-0/0 | 4 | 4 | 2 | 1 | 1 | 17 | |
| UT-Pan American (12/1) | Y | 30 | 3-4 | 2-2 | 2-2 | 1-2/3 | 1 | 6 | 2 | 1 | 4 | 10 | |
| UNC-Wilmington (12/4) | Y | 29 | 3-8 | 1-4 | 1-2 | 0-2/2 | 4 | 5 | 3 | 0 | 2 | 8 | |
| at Georgia (12/7) | Y | 22 | 2-6 | 0-2 | 0-0 | 0-0/0 | 3 | 1 | 1 | 0 | 1 | 4 | |
| Oregon (12/10) | Y | 30 | 3-11 | 0-5 | 0-0 | 0-1/1 | 2 | 5 | 2 | 0 | 4 | 6 | |
| Maryland-ES (12/13) | Y | 22 | 1-2 | 0-0 | 3-4 | 1-3/4 | 2 | 8 | 0 | 1 | 1 | 5 | |
| Nebraska (12/22) | Y | 26 | 3-4 | 2-3 | 1-1 | 0-0/0 | 2 | 5 | 1 | 0 | 1 | 9 | |
| at Texas Tech (12/30) | Y | 34 | 2-12 | 1-6 | 1-2 | 3-2/5 | 5 | 5 | 2 | 1 | 0 | 6 | |
| at Illinois (1/2) | Y | 25 | 0-2 | 0-1 | 0-0 | 0-2/2 | 0 | 4 | 1 | 0 | 0 | 0 | |
| Michigan State (1/5) | Y | 23 | 1-6 | 0-4 | 3-4 | 0-2/2 | 1 | 2 | 4 | 0 | 2 | 5 | |
| Michigan (1/9) | Y | 25 | 5-8 | 3-4 | 6-6 | 1-2/3 | 3 | 4 | 4 | 1 | 0 | 19 | |
| at Purdue (1/12) | Y | 32 | 7-13 | 3-7 | 7-10 | 0-3/3 | 1 | 5 | 1 | 0 | 1 | 24 | |
| at Wisconsin (1/16) | Y | 23 | 1-6 | 0-2 | 0-0 | 0-0/0 | 5 | 3 | 3 | 0 | 1 | 2 | |
| at Michigan (1/19) | Y | 33 | 2-6 | 0-3 | 2-2 | 0-4/4 | 0 | 8 | 5 | 0 | 0 | 6 | |
| Ohio State (1/26) | N | 28 | 2-3 | 0-1 | 2-4 | 0-1/1 | 4 | 9 | 1 | 2 | 2 | 6 | |
| Penn State (1/30) | N | 24 | 0-0 | 0-0 | 2-2 | 2-0/2 | 2 | 5 | 1 | 0 | 1 | 2 | |
| Indiana (2/2) | N | 21 | 1-3 | 1-1 | 0-0 | 0-3/3 | 3 | 4 | 0 | 0 | 2 | 3 | |
| at Iowa (2/9) | N | 22 | 2-4 | 0-2 | 2-3 | 1-2/3 | 5 | 4 | 0 | 0 | 1 | 6 | |
| at Northwestern (2/13) | N | 24 | 2-5 | 1-4 | 0-0 | 0-3/3 | 2 | 4 | 1 | 2 | 1 | 5 | |
| Wisconsin (2/16) | N | 21 | 1-6 | 0-4 | 0-0 | 0-0/0 | 3 | 3 | 1 | 0 | 1 | 2 | |
| at Michigan State (2/21) | N | 24 | 2-4 | 2-3 | 0-0 | 1-1/2 | 5 | 3 | 2 | 0 | 2 | 6 | |
| at Penn State (2/23) | N | 30 | 2-3 | 0-0 | 2-2 | 2-1/3 | 1 | 6 | 3 | 0 | 5 | 6 | |
| Northwestern (2/27) | N | 14 | 1-3 | 1-2 | 2-2 | 1-2/3 | 1 | 2 | 1 | 0 | 1 | 5 | |
| Illinois (3/3) | N | 19 | 1-4 | 0-3 | 0-0 | 0-3/3 | 1 | 2 | 3 | 1 | 0 | 2 | |
| vs. Penn State (3/7) | N | 27 | 5-9 | 3-3 | 3-4 | 1-1/2 | 2 | 1 | 3 | 0 | 2 | 16 | |
| vs. Illinois (3/8) | N | 28 | 3-8 | 1-4 | 3-5 | 0-1/1 | 4 | 4 | 2 | 0 | 0 | 10 | |
| New Mexico(3/13) | Y | 28 | 0-0 | 0-0 | 2-2 | 1-3/4 | 2 | 6 | 0 | 0 | 2 | 2 | |
| Richmond (3/18) | Y | 27 | 2-5 | 0-3 | 2-2 | 0-1/1 | 5 | 5 | 3 | 0 | 0 | 6 | |
| Totals | | 19/31 | 787 | 64-174 | 26-92 | 49-64 | 19-48/67 | 78 | 146 | 58 | 10 | 43 | 203 |

BURLESON'S CAREER STATISTICS

| Season | Gp | Ga | Min | Avg | Fg-Fga | Pct | 3-POINT | | Ft-Fta | Pct | REBOUNDS | | TO | Blk | ST | PF/Dq | Pts | Avg | |
|---------------|-----------|-----------|--------------|-------------|----------------|-------------|----------------|-------------|----------------|-------------|-------------------|------------|------------|------------|-----------|------------|---------------|------------|------------|
| | | | | | | | Fg-Fga | Pct | | | O-D/Tot | Avg | | | | | | | Asst |
| 1998-99 | | | | | | | | | | | | | | | | | | | |
| 1999-2000 | 28 | 23 | 696 | 24.9 | 81-222 | .365 | 44-136 | .324 | 40-46 | .870 | 28-46/74 | 2.6 | 57 | 39 | 8 | 27 | 78/5 | 246 | 8.8 |
| 2000-01 | 31 | 10 | 655 | 21.1 | 62-164 | .378 | 41-108 | .380 | 31-47 | .660 | 16-38/54 | 1.7 | 77 | 49 | 5 | 32 | 84/4 | 196 | 6.3 |
| 2001-02 | 31 | 19 | 787 | 25.4 | 64-174 | .368 | 26-92 | .283 | 49-64 | .766 | 19-48/67 | 2.2 | 146 | 58 | 10 | 43 | 78/5 | 203 | 6.5 |
| Career | 90 | 52 | 2,138 | 23.8 | 207-560 | .370 | 111-336 | .330 | 120-157 | .764 | 63-132/195 | 2.2 | 280 | 146 | 23 | 102 | 240/14 | 645 | 7.2 |

KEVIN BURLESON

12 Guard • Sr. • 6-3 • 185 • Seattle, Wash. • O'Dea HS

2000-01 GAME-BY-GAME

| Opponent (Date) | Start | Min. | Fg-Fa | 3g-3a | Ftm-Fta | O-D/T | Pf. | Asst. | To. | Blk. | Stl. | Pts. | |
|--------------------------|--------------|--------------|------------|---------------|---------------|--------------|-----------------|-----------|-----------|-----------|----------|-----------|------------|
| UNCG (11/17) | N | 18 | 3-6 | 0-2 | 1-1 | 0-0/0 | 2 | 4 | 0 | 0 | 2 | 7 | |
| Georgia (11/19) | N | 18 | 3-5 | 1-3 | 3-4 | 0-1/1 | 3 | 2 | 2 | 0 | 3 | 10 | |
| vs. Hawaii Pac (11/24) | N | 27 | 2-3 | 2-3 | 0-0 | 1-2/3 | 3 | 3 | 4 | 0 | 0 | 6 | |
| vs. TCU (11/25) | N | 17 | 2-2 | 2-2 | 2-2 | 1-1/2 | 2 | 3 | 0 | 0 | 0 | 8 | |
| vs. Georgetown (11/26) | N | 20 | 0-4 | 0-1 | 0-0 | 0-3/3 | 1 | 3 | 1 | 0 | 0 | 0 | |
| at Florida State (11/29) | N | 18 | 4-5 | 2-3 | 0-1 | 0-0/0 | 1 | 2 | 1 | 0 | 0 | 10 | |
| Morris Brown (12/4) | N | 25 | 2-4 | 1-3 | 2-2 | 0-5/5 | 3 | 3 | 3 | 1 | 1 | 7 | |
| at Marquette (12/7) | N | 24 | 0-2 | 0-2 | 0-0 | 0-1/1 | 3 | 6 | 0 | 0 | 2 | 0 | |
| Bethune Cook (12/9) | N | 18 | 1-3 | 0-2 | 1-2 | 1-2/3 | 2 | 3 | 1 | 0 | 2 | 3 | |
| La Tech (12/12) | N | 16 | 0-2 | 0-0 | 0-0 | 0-0/0 | 2 | 4 | 2 | 0 | 0 | 0 | |
| Dartmouth (12/22) | N | 17 | 3-5 | 2-3 | 0-0 | 0-3/3 | 1 | 2 | 2 | 2 | 0 | 8 | |
| Nebraska (12/28) | N | 15 | 1-4 | 1-2 | 0-1 | 1-0/1 | 2 | 1 | 1 | 1 | 1 | 3 | |
| Centenary (12/30) | N | 14 | 3-4 | 3-4 | 5-6 | 0-1/1 | 3 | 2 | 2 | 0 | 1 | 14 | |
| at Illinois (1/3) | N | 10 | 0-3 | 0-2 | 0-0 | 0-0/0 | 5 | 0 | 1 | 0 | 1 | 0 | |
| Wisconsin (1/6) | N | 22 | 1-5 | 1-4 | 1-2 | 0-1/1 | 3 | 4 | 0 | 1 | 1 | 4 | |
| at Ohio State (1/13) | N | 21 | 3-7 | 2-6 | 4-5 | 0-2/2 | 5 | 3 | 2 | 0 | 2 | 12 | |
| Purdue (1/17) | N | 17 | 0-3 | 0-1 | 2-2 | 1-3/4 | 3 | 1 | 2 | 0 | 2 | 2 | |
| Indiana (1/20) | N | 10 | 1-3 | 0-1 | 0-0 | 0-1/1 | 0 | 1 | 1 | 0 | 1 | 2 | |
| Iowa (1/24) | Did Not Play | | | | | | | | | | | | |
| at Purdue (1/27) | N | 2 | 0-0 | 0-0 | 0-0 | 0-0/0 | 0 | 1 | 0 | 0 | 0 | 0 | |
| at Iowa (1/31) | N | 21 | 2-8 | 2-4 | 0-0 | 0-1/1 | 4 | 0 | 4 | 0 | 0 | 4 | |
| Ohio State (2/3) | N | 14 | 0-2 | 0-2 | 0-0 | 0-2/2 | 2 | 2 | 0 | 0 | 0 | 0 | |
| at Northwestern (2/6) | Y | 22 | 3-8 | 3-5 | 0-2 | 0-1/1 | 4 | 3 | 3 | 0 | 0 | 9 | |
| Michigan State (2/10) | Y | 37 | 4-7 | 3-5 | 5-7 | 1-1/2 | 5 | 4 | 1 | 0 | 2 | 16 | |
| Penn State (2/14) | Y | 20 | 1-8 | 1-5 | 0-0 | 1-0/1 | 2 | 3 | 4 | 0 | 0 | 3 | |
| at Michigan (2/17) | Y | 13 | 2-4 | 2-4 | 0-0 | 1-0/1 | 3 | 3 | 1 | 0 | 0 | 6 | |
| at Wisconsin (2/21) | Y | 30 | 5-9 | 4-8 | 0-1 | 0-2/2 | 2 | 4 | 2 | 0 | 2 | 14 | |
| at Indiana (2/28) | Y | 32 | 3-11 | 1-6 | 0-2 | 1-0/1 | 3 | 1 | 3 | 0 | 6 | 7 | |
| Illinois (3/4) | Y | 33 | 2-8 | 1-4 | 2-2 | 1-2/3 | 5 | 1 | 4 | 0 | 1 | 7 | |
| Purdue (3/8) | Y | 32 | 2-8 | 2-5 | 2-2 | 1-0/1 | 4 | 3 | 1 | 0 | 0 | 8 | |
| Villanova (3/14) | Y | 34 | 8-14 | 4-10 | 1-3 | 2-0/2 | 2 | 1 | 0 | 0 | 2 | 21 | |
| Tulsa (3/19) | Y | 37 | 1-7 | 1-5 | 0-0 | 3-3/6 | 4 | 4 | 1 | 0 | 3 | 3 | |
| Totals | | 10/31 | 655 | 62-164 | 41-108 | 71-93 | 16-38/54 | 84 | 77 | 49 | 5 | 32 | 196 |

1999-2000 GAME-BY-GAME

| Opponent (Date) | Start | Min. | Fg-Fa | 3g-3a | Ftm-Fta | O-D/T | Pf. | Asst. | To. | Blk. | Stl. | Pts. | |
|-----------------------|-------|--------------|------------|---------------|---------------|--------------|-----------------|-----------|-----------|-----------|----------|-----------|------------|
| UT-Arlington (11/20) | N | 19 | 5-10 | 4-7 | 2-2 | 2-4/6 | 2 | 1 | 3 | 0 | 1 | 16 | |
| Marquette (11/23) | Y | 23 | 1-4 | 0-3 | 3-4 | 0-2/2 | 3 | 1 | 1 | 1 | 1 | 5 | |
| Morehead St. (11/27) | Y | 29 | 3-5 | 2-4 | 3-4 | 0-2/2 | 3 | 7 | 1 | 1 | 3 | 11 | |
| Virginia (11/30) | Y | 34 | 2-8 | 1-5 | 4-5 | 0-4/4 | 1 | 2 | 2 | 1 | 0 | 9 | |
| Valparaiso (12/4) | Y | 24 | 1-5 | 1-5 | 1-2 | 0-0/0 | 2 | 1 | 0 | 0 | 0 | 4 | |
| Maine (12/11) | Y | 23 | 5-8 | 1-2 | 0-0 | 2-3/5 | 4 | 3 | 1 | 0 | 1 | 11 | |
| at Oregon (12/18) | Y | 28 | 3-7 | 2-5 | 4-4 | 1-3/4 | 1 | 3 | 2 | 0 | 2 | 12 | |
| Furman (12/23) | Y | 24 | 3-8 | 2-6 | 0-0 | 3-5/8 | 2 | 3 | 1 | 0 | 0 | 8 | |
| at Georgia (12/28) | Y | 24 | 2-6 | 1-4 | 0-0 | 2-0/2 | 2 | 1 | 1 | 0 | 5 | 5 | |
| at Nebraska (12/31) | Y | 29 | 8-16 | 5-11 | 2-2 | 1-1/2 | 4 | 4 | 3 | 0 | 0 | 23 | |
| Michigan (1/5) | Y | 20 | 5-12 | 0-5 | 2-2 | 0-2/2 | 3 | 1 | 2 | 0 | 1 | 12 | |
| at Ohio State (1/9) | Y | 24 | 2-9 | 1-6 | 0-0 | 1-1/2 | 5 | 0 | 2 | 1 | 1 | 5 | |
| Iowa (1/12) | Y | 21 | 2-6 | 1-4 | 3-3 | 1-1/2 | 5 | 0 | 1 | 0 | 1 | 8 | |
| at Indiana (1/15) | Y | 30 | 3-11 | 3-6 | 2-2 | 0-1/1 | 2 | 1 | 0 | 0 | 1 | 11 | |
| Purdue (1/19) | Y | 29 | 3-9 | 1-3 | 2-2 | 0-1/1 | 4 | 3 | 2 | 0 | 0 | 9 | |
| at Wisconsin (1/22) | Y | 21 | 0-5 | 0-3 | 0-0 | 0-1/1 | 5 | 0 | 3 | 0 | 0 | 0 | |
| at Penn State (1/26) | Y | 35 | 2-9 | 2-7 | 0-0 | 1-2/3 | 3 | 5 | 1 | 2 | 1 | 6 | |
| Northwestern (1/29) | Y | 21 | 2-6 | 2-5 | 2-2 | 2-2/4 | 3 | 1 | 2 | 0 | 0 | 8 | |
| at Illinois (2/2) | Y | 18 | 1-5 | 1-3 | 2-2 | 0-0/0 | 3 | 0 | 1 | 0 | 1 | 5 | |
| Wisconsin (2/5) | Y | 17 | 2-6 | 0-3 | 1-1 | 0-0/0 | 1 | 0 | 1 | 0 | 0 | 5 | |
| Indiana (2/9) | Y | 26 | 3-9 | 2-4 | 2-2 | 0-1/1 | 2 | 5 | 1 | 1 | 1 | 10 | |
| Illinois (2/17) | Y | 32 | 2-10 | 3-6 | 2-2 | 1-3/4 | 1 | 1 | 2 | 0 | 1 | 15 | |
| at Purdue (2/19) | Y | 29 | 3-13 | 1-6 | 1-2 | 3-1/4 | 4 | 3 | 1 | 0 | 2 | 8 | |
| at Seton Hall (2/23) | N | 23 | 2-8 | 1-7 | 0-0 | 2-0/2 | 1 | 0 | 4 | 0 | 0 | 5 | |
| at Iowa (2/27) | Y | 28 | 4-9 | 4-7 | 2-2 | 0-3/3 | 5 | 5 | 0 | 0 | 1 | 14 | |
| at Michigan St. (3/2) | N | 22 | 1-5 | 1-4 | 0-0 | 1-1/2 | 1 | 3 | 0 | 1 | 1 | 3 | |
| Ohio State (3/4) | N | 16 | 4-8 | 1-3 | 0-1 | 3-0/3 | 5 | 0 | 0 | 0 | 0 | 9 | |
| vs. Iowa (3/9) | N | 27 | 4-5 | 1-2 | 0-0 | 2-2/4 | 1 | 3 | 1 | 0 | 2 | 9 | |
| Totals | | 23/28 | 696 | 81-222 | 44-136 | 40-46 | 28-46/74 | 78 | 57 | 39 | 8 | 27 | 246 |

STEVE ESSELINK

31 Forward • Jr. • 6-6 • 195 • Hills, Minn. • Augustana/Hills-Beaver Creek HS

Last Two Games: Did not play vs. Georgia (11/30) • scored three points in three minutes vs. UNC Asheville (11/24).

Notable: Scored seven points in nine minutes vs. Team Nike (11/17) • had five points and two assists in 20 minutes vs. Minnesota State, Mankato (11/8).

CAREER HIGHS

Minutes: 21 at Texas Tech (12/30/01)
Points: 12 vs. Maryland-Eastern Shore (12/13/01)
FG Attempts: 9 at Texas Tech (12/30/01)
FG Made: 5 vs. Maryland-Eastern Shore (12/13/01)
FT Attempts: 2 - four times; last vs. New Mexico (3/13/02)
FT Made: 1 - four times; last vs. New Mexico (3/13/02)
3-Point FG Attempts: 6 at Texas Tech (12/30/01)
3-Point FG Made: 2 - two times; last at Texas Tech (12/30/01)
Rebounds: 3 - three times; last vs. Nebraska (12/22/01)
Assists: 4 at Texas Tech (12/30/01)
Steals: 3 vs. UNC-Asheville (11/21/01)
Blocks: na

2002-03 GAME-BY-GAME

| Opponent (Date) | Start | Min. | Fg-Fa | 3g-3a | Ftm-Fta | O-D/T | Pf. | Asst. | To. | Blk. | Stl. | Pts. |
|-----------------------|-------|------|--------------|-------|---------|-------|-----|-------|-----|------|------|------|
| UNC Asheville (11/24) | N | 3 | 1-2 | 1-2 | 0-0 | 0-2/2 | 2 | 0 | 0 | 0 | 0 | 3 |
| Georgia (11/30) | | | Did Not Play | | | | | | | | | |

2001-02 GAME-BY-GAME

| Opponent (Date) | Start | Min. | Fg-Fa | 3g-3a | Ftm-Fta | O-D/T | Pf. | Asst. | To. | Blk. | Stl. | Pts. |
|--------------------------|-------------|------------|--------------|--------------|------------|-----------------|-----------|-----------|-----------|----------|----------|-----------|
| Mercer (11/17) | N | 13 | 0-3 | 0-3 | 0-0 | 1-2/3 | 0 | 2 | 2 | 0 | 0 | 0 |
| UNC-Asheville (11/21) | N | 10 | 1-6 | 0-2 | 0-0 | 1-0/1 | 1 | 1 | 0 | 0 | 3 | 2 |
| E. Washington (11/24) | N | 9 | 2-2 | 1-1 | 0-0 | 0-3/3 | 0 | 2 | 0 | 0 | 0 | 5 |
| at Wake Forest (11/27) | N | 1 | 0-0 | 0-0 | 0-0 | 0-0/0 | 0 | 0 | 0 | 0 | 0 | 0 |
| UT-Pan American | N | 5 | 0-0 | 0-0 | 0-0 | 0-0/0 | 0 | 0 | 0 | 0 | 1 | 0 |
| UNC-Wilmington (12/4) | N | | Did not play | | | | | | | | | |
| at Georgia (12/7) | N | 14 | 2-4 | 1-2 | 0-0 | 1-1/2 | 0 | 1 | 1 | 0 | 0 | 5 |
| Oregon (12/10) | N | 9 | 0-3 | 0-3 | 0-0 | 0-0/0 | 0 | 3 | 1 | 0 | 0 | 0 |
| Maryland-ES (12/13) | N | 14 | 5-5 | 2-2 | 0-0 | 0-1/1 | 0 | 2 | 2 | 0 | 1 | 12 |
| Nebraska (12/22) | N | 8 | 1-3 | 0-0 | 0-0 | 2-1/3 | 1 | 0 | 3 | 0 | 0 | 2 |
| at Texas Tech (12/30) | N | 21 | 2-9 | 2-6 | 1-2 | 0-1/1 | 2 | 4 | 1 | 0 | 0 | 7 |
| at Illinois (1/2) | N | 14 | 2-2 | 1-1 | 0-0 | 0-1/1 | 4 | 0 | 1 | 0 | 0 | 5 |
| Michigan State (1/5) | N | 7 | 0-2 | 0-1 | 0-0 | 0-0/0 | 1 | 1 | 0 | 0 | 0 | 0 |
| Michigan (1/9) | N | 5 | 0-0 | 0-0 | 0-0 | 0-0/0 | 0 | 2 | 1 | 0 | 0 | 0 |
| at Purdue (1/12) | N | 5 | 1-1 | 1-1 | 0-0 | 1-1/2 | 0 | 0 | 1 | 0 | 1 | 3 |
| at Wisconsin (1/16) | N | 4 | 0-0 | 0-0 | 0-0 | 0-0/0 | 0 | 0 | 2 | 0 | 0 | 0 |
| at Michigan (1/19) | N | 2 | 0-1 | 0-1 | 0-0 | 0-0/0 | 0 | 0 | 1 | 0 | 0 | 0 |
| Ohio State (1/26) | N | 1 | 0-0 | 0-0 | 0-0 | 0-0/0 | 0 | 0 | 0 | 0 | 0 | 0 |
| Penn State (1/30) | N | 11 | 2-2 | 0-0 | 0-0 | 1-0/1 | 1 | 3 | 1 | 0 | 1 | 4 |
| Indiana (2/2) | N | | Did not play | | | | | | | | | |
| at Iowa (2/9) | N | 4 | 1-1 | 1-1 | 0-0 | 0-0/0 | 2 | 1 | 0 | 0 | 0 | 3 |
| at Northwestern (2/13) | N | 3 | 0-0 | 0-0 | 0-0 | 0-0/0 | 1 | 0 | 0 | 0 | 0 | 0 |
| Wisconsin (2/16) | N | 6 | 1-2 | 0-0 | 0-0 | 0-0/0 | 0 | 0 | 0 | 0 | 1 | 2 |
| at Michigan State (2/21) | N | 8 | 2-3 | 1-2 | 1-2 | 1-0/1 | 0 | 0 | 1 | 0 | 0 | 6 |
| at Penn State (2/23) | N | 11 | 2-4 | 1-2 | 0-0 | 0-0/0 | 2 | 1 | 3 | 0 | 1 | 5 |
| Northwestern (2/27) | N | 4 | 0-2 | 0-1 | 0-0 | 1-0/1 | 1 | 0 | 0 | 0 | 0 | 0 |
| Illinois (3/3) | N | 1 | 0-0 | 0-0 | 0-0 | 0-0/0 | 0 | 0 | 0 | 0 | 0 | 0 |
| vs. Penn State (3/7) | N | 8 | 1-1 | 0-0 | 0-0 | 0-0/0 | 0 | 2 | 0 | 0 | 0 | 2 |
| vs. Illinois (3/8) | N | 8 | 1-1 | 0-0 | 1-2 | 0-0/0 | 2 | 0 | 0 | 0 | 0 | 3 |
| New Mexico (3/13) | N | 5 | 0-0 | 0-0 | 1-2 | 0-1/1 | 0 | 1 | 2 | 0 | 0 | 1 |
| Richmond (3/18) | N | 5 | 0-3 | 0-2 | 0-0 | 1-0/1 | 0 | 0 | 1 | 0 | 0 | 0 |
| Totals | 0/29 | 216 | 26-60 | 11-31 | 4-8 | 10-12/22 | 18 | 25 | 24 | 0 | 9 | 67 |

ESSELINK'S CAREER STATISTICS

| Season | Gp | Gs | Min | Avg | Fg-Fga | Pct | 3-POINT | | Ft-Fta | Pct. | REBOUNDS | | | | | Pts | Avg | | |
|---------|----|----|-----|-----|--------|------|---------|------|--------|------|----------|-----|------|----|-----|-----|------|----|-------|
| | | | | | | | Fg-Fga | Pct. | | | O-D/Tot | Avg | Asst | TO | Blk | | | ST | Pf/Dq |
| 2001-02 | 29 | 0 | 216 | 7.4 | 26-60 | .433 | 11-31 | .355 | 4-8 | .500 | 10-12/22 | 0.8 | 25 | 24 | 0 | 9 | 18/0 | 67 | 2.3 |

STAN GAINES

21 Forward • Fr. • 6-7 • 230 • Chicago, Ill. • Providence St. Mel HS

Last Two Games: Scored one point and grabbed two rebounds in nine minutes vs. Georgia • scored six points and had three steals in 17 minutes vs. UNC Asheville (11/24) in first career game.

Notable: Had four points and five rebounds in 18 minutes vs. Team Nike (11/17) • scored 10 points, on 5-of-7 shooting from the field, three boards and three assists vs. Minnesota State, Mankato (11/8).

CAREER HIGHS

Minutes: 17 vs. UNC Asheville (11/24/02)
Points: 6 vs. UNC Asheville (11/24/02)
FG Attempts: 7 vs. UNC Asheville (11/24/02)
FG Made: 3 vs. UNC Asheville (11/24/02)
FT Attempts: 2 vs. Georgia (11/30/02)
FT Made: 1 vs. Georgia (11/30/02)
3-Point FG Attempts: 1 vs. UNC Asheville (11/24/02)
3-Point FG Made: na
Rebounds: 3 vs. UNC Asheville (11/24/02)
Assists: 1 vs. UNC Asheville (11/24/02)
Steals: 3 vs. UNC Asheville (11/24/02)
Blocks: na

2002-03 GAME-BY-GAME

| Opponent (Date) | Start | Min. | Fg-Fa | 3g-3a | Ftm-Fta | O-D/T | Pf. | Asst. | To. | Blk. | Stl. | Pts. |
|-----------------------|-------|------|-------|-------|---------|-------|-----|-------|-----|------|------|------|
| UNC Asheville (11/24) | N | 17 | 3-7 | 0-1 | 0-0 | 2-1/3 | 4 | 1 | 1 | 0 | 3 | 6 |
| Georgia (11/30) | N | 9 | 0-0 | 0-0 | 1-2 | 1-1/2 | 0 | 0 | 2 | 0 | 0 | 1 |

JEFF HAGEN

42 Center • So. • 6-11 • 265 • Minnetonka, Minn. • Hopkins HS

Last Two Games: Played four minutes vs. Georgia (11/30) • played nine minutes and grabbed two rebounds vs. UNC Asheville (11/24).

Notable: Had eight points and three rebounds in nine minutes vs. Team Nike (11/17) • started the first exhibition game vs. Minnesota State, Mankato and recorded a double-double with 19 points and 11 rebounds, also had four assists in 29 minutes • redshirted last season after playing as a walk-on true freshman • was awarded a scholarship in 2001-02.

CAREER HIGHS

Minutes: 17 vs. Michigan State (2/10/01)
Points: 11 vs. UNC Greensboro (11/17/00)
FG Attempts: 5 vs. UNC-Greensboro (11/17/00)
FG Made: 3 vs. Ohio State (2/3/01)
FT Attempts: 8 vs. UNC-Greensboro (11/17/00)
FT Made: 7 vs. UNC-Greensboro (11/17/00)
3-Point FG Attempts: 1 vs. Morris Brown (12/4/00)
3-Point FG Made: na
Rebounds: 4 vs. Michigan State (2/10/01)
Assists: 1 seven times; last vs. Purdue (3/8/01)
Steals: 2 - two times; last vs. Purdue (3/8/01)
Blocks: 3 - two times; last vs. Penn St. (2/14/01)

2002-03 GAME-BY-GAME

| Opponent (Date) | Start | Min. | Fg-Fa | 3g-3a | Ftm-Fta | O-D/T | Pf. | Asst. | To. | Blk. | Stl. | Pts. |
|-----------------------|-------|------|-------|-------|---------|-------|-----|-------|-----|------|------|------|
| UNC Asheville (11/24) | N | 9 | 0-1 | 0-0 | 0-0 | 0-2/2 | 2 | 0 | 0 | 0 | 0 | 0 |
| Georgia (11/30) | N | 4 | 0-0 | 0-0 | 0-0 | 0-0/0 | 0 | 0 | 0 | 0 | 0 | 0 |

2000-01 GAME-BY-GAME

| Opponent (Date) | Start | Min. | Fg-Fa | 3g-3a | Ftm-Fta | O-D/T | Pf. | Asst. | To. | Blk. | Stl. | Pts. | |
|--------------------------|--------------|-------------|------------|--------------|------------|--------------|-----------------|-----------|----------|----------|-----------|----------|-----------|
| UNCG (11/17) | N | 14 | 2-5 | 0-0 | 7-8 | 1-1/2 | 2 | 0 | 0 | 2 | 1 | 11 | |
| Georgia (11/19) | N | 7 | 1-1 | 0-0 | 0-0 | 0-1/1 | 0 | 0 | 0 | 0 | 0 | 2 | |
| vs. Hawaii Pac (11/24) | N | 2 | 0-0 | 0-0 | 0-0 | 0-0/0 | 0 | 0 | 0 | 0 | 0 | 0 | |
| vs. TCU (11/25) | Did Not Play | | | | | | | | | | | | |
| vs. Georgetown (11/26) | Did Not Play | | | | | | | | | | | | |
| at Florida State (11/29) | N | 1 | 0-0 | 0-0 | 0-0 | 0-0/0 | 1 | 0 | 1 | 0 | 0 | 0 | |
| Morris Brown (12/4) | N | 1 | 0-1 | 0-1 | 0-0 | 0-0/0 | 0 | 0 | 0 | 0 | 0 | 0 | |
| at Marquette (12/7) | Did Not Play | | | | | | | | | | | | |
| Bethune Cook (12/9) | N | 5 | 1-3 | 0-0 | 0-2 | 0-0/0 | 3 | 0 | 0 | 2 | 0 | 2 | |
| La Tech (12/12) | N | 6 | 0-0 | 0-0 | 0-0 | 0-0/0 | 1 | 0 | 1 | 0 | 1 | 0 | |
| Dartmouth (12/22) | N | 6 | 2-3 | 0-0 | 0-2 | 1-0/1 | 0 | 0 | 1 | 1 | 0 | 4 | |
| Nebraska (12/28) | N | 2 | 0-0 | 0-0 | 0-0 | 0-1/1 | 0 | 0 | 0 | 0 | 0 | 0 | |
| Centenary (12/30) | N | 11 | 2-2 | 0-0 | 1-2 | 1-1/2 | 1 | 0 | 1 | 1 | 0 | 5 | |
| at Illinois (1/3) | N | 7 | 0-1 | 0-0 | 0-2 | 1-1/2 | 2 | 0 | 0 | 1 | 0 | 0 | |
| Wisconsin (1/6) | Did Not Play | | | | | | | | | | | | |
| at Ohio State (1/13) | N | 1 | 1-1 | 0-0 | 0-0 | 0-0/0 | 0 | 0 | 0 | 0 | 0 | 2 | |
| Purdue (1/17) | N | 1 | 0-0 | 0-0 | 0-0 | 0-0/0 | 1 | 1 | 0 | 0 | 0 | 0 | |
| Indiana (1/20) | N | 3 | 0-1 | 0-0 | 0-0 | 0-1/1 | 2 | 1 | 0 | 0 | 1 | 0 | |
| Iowa (1/24) | Did Not Play | | | | | | | | | | | | |
| at Purdue (1/27) | N | 5 | 0-0 | 0-0 | 0-0 | 0-1/1 | 1 | 0 | 0 | 0 | 0 | 0 | |
| at Iowa (1/31) | N | 11 | 0-1 | 0-0 | 0-0 | 1-2/3 | 4 | 1 | 0 | 3 | 0 | 0 | |
| Ohio State (2/3) | N | 15 | 3-4 | 0-0 | 0-1 | 0-2/2 | 3 | 0 | 0 | 0 | 0 | 6 | |
| at Northwestern (2/6) | N | 13 | 1-1 | 0-0 | 0-0 | 0-3/3 | 0 | 1 | 0 | 0 | 1 | 2 | |
| Michigan State (2/10) | Y | 17 | 2-4 | 0-0 | 0-0 | 0-4/4 | 1 | 1 | 0 | 0 | 0 | 4 | |
| Penn State (2/14) | Y | 12 | 1-2 | 0-0 | 0-0 | 1-1/2 | 0 | 0 | 0 | 3 | 0 | 2 | |
| at Michigan (2/17) | N | 5 | 0-0 | 0-0 | 0-0 | 0-0/0 | 0 | 1 | 0 | 0 | 0 | 0 | |
| at Wisconsin (2/21) | Did Not Play | | | | | | | | | | | | |
| at Indiana (2/28) | N | 6 | 0-1 | 0-0 | 3-4 | 0-0/0 | 2 | 0 | 0 | 1 | 0 | 3 | |
| Illinois (3/4) | N | 14 | 0-0 | 0-0 | 0-1 | 2-1/3 | 2 | 0 | 0 | 0 | 0 | 2 | |
| Purdue (3/8) | N | 13 | 0-2 | 0-0 | 2-2 | 2-1/3 | 2 | 1 | 3 | 0 | 2 | 2 | |
| Villanova (3/14) | N | 10 | 2-2 | 0-0 | 1-1 | 1-0/1 | 2 | 0 | 1 | 0 | 1 | 5 | |
| Tulsa (3/19) | N | 6 | 0-2 | 0-0 | 0-0 | 0-0/0 | 1 | 0 | 0 | 1 | 0 | 0 | |
| Totals | | 2/26 | 194 | 18-37 | 0-1 | 14-25 | 11-21/32 | 31 | 7 | 8 | 15 | 9 | 50 |

HAGEN'S CAREER STATISTICS

| Season | Gp | Gs | Min | Avg | Fg-Fga | Pct | 3-POINT | | Ft-Fta | Pct | REBOUNDS | | | | | Pts | Avg | | |
|---------|------------|----|-----|-----|--------|-----|---------|------|--------|-----|----------|-----|------|----|-----|-----|------|-----|-------|
| | | | | | | | Fg-Fga | Pct | | | O-D/Tot | Avg | Asst | TO | Blk | | | Stl | Pf/Dq |
| 2000-01 | 26 | 2 | 194 | 7.5 | 18-37 | 486 | 0-1 | 0.00 | 14-25 | 560 | 11-21/32 | 1.2 | 7 | 8 | 15 | 9 | 31/0 | 50 | 1.9 |
| 2001-02 | Redshirted | | | | | | | | | | | | | | | | | | |

MAURICE HARGROW

11 Guard • So. • 6-4 • 193 • St. Paul, Minn. • Highland Park HS

Last Two Games: Led team with 15 points and eight rebounds in a career-high 32 minutes vs. Georgia (11/30) • scored a career-high 21 points vs. UNC Asheville (11/24) • also established career-highs for FG made, FG attempts, FT attempts, FT made, rebounds and minutes.

Notable: Had 17 points, six rebounds, five assists and was 8-of-13 from the field in 24 minutes vs. Team Nike (11/17) • sat out the Minnesota State, Mankato exhibition (11/8).

CAREER HIGHS

Minutes: 32 vs. Georgia (11/30/02)
Points: 21 vs. UNC Asheville (11/24/02)
FG Attempts: 10 vs. UNC Asheville (11/24/02)
FG Made: 6 vs. UNC Asheville (11/24/02)
FT Attempts: 14 vs. UNC Asheville (11/24/02)
FT Made: 8 vs. UNC Asheville (11/24/02)
3-Point FG Attempts: 4 at Texas Tech (12/30/01)
3-Point FG Made: 1 - five times; last at Michigan (1/19/02)
Rebounds: 8 vs. Georgia (11/30/02)
Assists: 2 - six times; last vs. Georgia (11/30/02)
Steals: 2 vs. UNC Asheville (11/24/02)
Blocks: 1 - three times; last vs. Georgia (11/30/02)

2002-03 GAME-BY-GAME

| Opponent (Date) | Start | Min. | Fg-Fa | 3g-3a | Ftm-Fta | O-D/T | Pf. | Asst. | To. | Blk. | Stl. | Pts. |
|-----------------------|-------|------|-------|-------|---------|-------|-----|-------|-----|------|------|------|
| UNC Asheville (11/24) | N | 24 | 6-10 | 1-1 | 8-14 | 2-2/4 | 1 | 1 | 1 | 0 | 2 | 21 |
| Georgia (11/30) | Y | 32 | 5-8 | 1-1 | 4-6 | 0-8/8 | 2 | 2 | 0 | 1 | 0 | 15 |

2001-02 GAME-BY-GAME

| Opponent (Date) | Start | Min. | Fg-Fa | 3g-3a | Ftm-Fta | O-D/T | Pf. | Asst. | To. | Blk. | Stl. | Pts. | |
|--------------------------|-------|-------------|------------|--------------|-------------|--------------|----------------|-----------|-----------|-----------|----------|----------|------------|
| Mercer (11/17) | N | 10 | 1-2 | 1-1 | 4-6 | 0-1/1 | 0 | 0 | 0 | 0 | 0 | 7 | |
| UNC-Asheville (11/21) | N | 11 | 5-6 | 1-1 | 0-0 | 0-2/2 | 0 | 1 | 1 | 0 | 1 | 11 | |
| E. Washington (11/24) | N | 11 | 1-2 | 0-0 | 0-0 | 1-2/3 | 1 | 0 | 1 | 0 | 0 | 2 | |
| at Wake Forest (11/27) | N | 4 | 0-0 | 0-0 | 0-0 | 0-0/0 | 0 | 0 | 0 | 0 | 0 | 0 | |
| UT-Pan American (12/1) | N | 7 | 1-4 | 0-1 | 2-2 | 1-2/3 | 0 | 0 | 0 | 0 | 0 | 4 | |
| UNC-Wilmington (12/4) | N | 13 | 2-5 | 1-1 | 0-0 | 0-1/1 | 1 | 1 | 0 | 0 | 0 | 5 | |
| at Georgia (12/7) | N | 14 | 3-7 | 1-2 | 0-0 | 1-2/3 | 0 | 0 | 1 | 1 | 1 | 7 | |
| Oregon (12/10) | | | | | | | | | | | | | |
| Maryland-ES (12/13) | | | | | | | | | | | | | |
| Nebraska (12/22) | N | 5 | 1-2 | 0-0 | 0-0 | 0-0/0 | 1 | 2 | 1 | 0 | 0 | 2 | |
| at Texas Tech (12/30) | N | 15 | 1-5 | 0-4 | 0-0 | 0-2/2 | 1 | 1 | 2 | 0 | 0 | 2 | |
| at Illinois (1/2) | N | 5 | 0-2 | 0-1 | 0-0 | 0-0/0 | 0 | 0 | 0 | 0 | 0 | 0 | |
| Michigan State (1/5) | | | | | | | | | | | | | |
| Michigan (1/9) | N | 10 | 2-2 | 0-0 | 2-4 | 0-1/1 | 1 | 0 | 1 | 0 | 0 | 6 | |
| at Purdue (1/12) | N | 7 | 1-2 | 0-0 | 0-0 | 0-0/0 | 0 | 1 | 1 | 0 | 0 | 2 | |
| at Wisconsin (1/16) | N | 4 | 1-1 | 0-0 | 1-2 | 1-0/1 | 0 | 0 | 0 | 0 | 0 | 3 | |
| at Michigan (1/19) | N | 12 | 1-1 | 1-1 | 2-2 | 0-3/3 | 1 | 0 | 0 | 0 | 0 | 5 | |
| Ohio State (1/26) | N | 14 | 2-3 | 0-0 | 2-2 | 0-1/1 | 1 | 0 | 2 | 0 | 0 | 6 | |
| Penn State (1/30) | N | 13 | 2-5 | 0-0 | 2-2 | 1-1/2 | 0 | 1 | 0 | 0 | 0 | 6 | |
| Indiana (2/2) | N | 12 | 4-4 | 0-0 | 1-2 | 0-0/0 | 2 | 0 | 0 | 0 | 0 | 9 | |
| at Iowa (2/9) | N | 7 | 0-0 | 0-0 | 1-2 | 0-1/1 | 0 | 2 | 3 | 0 | 0 | 1 | |
| at Northwestern (2/13) | N | 7 | 0-1 | 0-0 | 0-0 | 2-0/2 | 1 | 0 | 0 | 0 | 0 | 0 | |
| Wisconsin (2/16) | N | 18 | 2-4 | 0-1 | 2-2 | 1-1/2 | 2 | 2 | 1 | 0 | 1 | 6 | |
| at Michigan State (2/21) | N | 13 | 1-4 | 0-2 | 0-0 | 0-0/0 | 0 | 2 | 2 | 0 | 1 | 0 | |
| at Penn State (2/23) | N | 9 | 0-3 | 0-0 | 0-0 | 0-1/1 | 3 | 0 | 0 | 0 | 0 | 0 | |
| Northwestern (2/27) | N | 12 | 1-2 | 0-0 | 0-0 | 0-0/0 | 0 | 2 | 1 | 0 | 0 | 2 | |
| Illinois (3/3) | N | 4 | 0-2 | 0-1 | 0-0 | 0-0/0 | 1 | 1 | 1 | 0 | 0 | 0 | |
| vs. Penn State (3/7) | N | 8 | 0-3 | 0-1 | 1-2 | 0-0/0 | 0 | 0 | 1 | 0 | 1 | 1 | |
| vs. Illinois (3/8) | N | 6 | 2-2 | 0-0 | 2-2 | 0-0/0 | 0 | 0 | 0 | 0 | 1 | 6 | |
| New Mexico (3/13) | N | 15 | 2-4 | 0-1 | 1-1 | 0-2/2 | 0 | 2 | 2 | 0 | 1 | 5 | |
| Richmond (3/18) | N | 11 | 0-3 | 0-1 | 0-0 | 1-1/2 | 0 | 1 | 1 | 1 | 0 | 0 | |
| Totals | | 0/28 | 280 | 36-81 | 5-19 | 23-31 | 9-24/33 | 16 | 19 | 22 | 2 | 7 | 100 |

HARGROW'S CAREER STATISTICS

| Season | Gp | Gs | Min | Avg | Fg-Fga | Pct | 3-POINT | | Ft-Fta | Pct | REBOUNDS | | | | | Pts | Avg | | |
|---------|----|----|-----|------|--------|------|---------|------|--------|------|----------|-----|------|----|-----|-----|------|-----|-------|
| | | | | | | | Fg-Fga | Pct | | | O-D/Tot | Avg | Asst | TO | Blk | | | ST | Pf/Dq |
| 2001-02 | 28 | 0 | 280 | 10.0 | 36-81 | .444 | 5-19 | .263 | 23-31 | .742 | 9-24/33 | 1.2 | 19 | 22 | 2 | 7 | 16/0 | 100 | 3.6 |

JERRY HOLMAN

40 F/C • Sr. • 6-10 • 225 • St. Paul, Minn. • Mpls. Community & Tech Coll./Humboldt HS

Last Two Games: Had nine points and seven rebounds in 30 minutes before fouling out for the second straight game vs. Georgia (11/30/02) • played only 13 minutes before fouling out with five points vs. UNC Asheville (11/24).

Notable: Had 14 points and eight rebounds in 19 minutes vs. Team Nike (11/17) • sat out the exhibition game vs. Minnesota State, Mankato (11/8).

CAREER HIGHS

Minutes: 32 at Northwestern (2/13/02)
Points: 22 vs. New Mexico (3/13/02)
FG Attempts: 12 - two times; last vs. New Mexico (3/13/02)
FG Made: 9 vs. New Mexico (3/13/02)
FT Attempts: 7 - two times; last vs. New Mexico (3/13/02)
FT Made: 5 - three times; last vs. Maryland-Eastern Shore (12/13/01)
3-Point FG Attempts: na
3-Point FG Made: na
Rebounds: 8 - three times; last vs. Richmond (3/18/02)
Assists: 4 at Northwestern (2/13/02)
Steals: 2 - five times; last vs. New Mexico (3/13/02)
Blocks: 4 - two times; last vs. Northwestern (2/27/02)

2002-03 GAME-BY-GAME

| Opponent (Date) | Start | Min. | Fg-Fa | 3g-3a | Ftm-Fta | O-D/T | Pf. | Asst. | To. | Blk. | Stl. | Pts. |
|-----------------------|-------|------|-------|-------|---------|-------|-----|-------|-----|------|------|------|
| UNC Asheville (11/24) | Y | 13 | 1-2 | 0-0 | 3-4 | 2-0/2 | 5 | 1 | 0 | 3 | 0 | 5 |
| Georgia (11/30) | Y | 30 | 3-7 | 0-0 | 3-4 | 3-4/7 | 5 | 0 | 1 | 1 | 0 | 9 |

2001-02 GAME-BY-GAME

| Opponent (Date) | Start | Min. | Fg-Fa | 3g-3a | Ftm-Fta | O-D/T | Pf. | Asst. | To. | Blk. | Stl. | Pts. | |
|--------------------------|-------|--------------|------------|----------------|------------|--------------|------------------|-----------|-----------|-----------|-----------|-----------|------------|
| Mercer (11/17) | N | 18 | 6-8 | 0-0 | 5-6 | 4-2/6 | 2 | 1 | 2 | 0 | 1 | 17 | |
| UNC-Asheville (11/21) | N | 21 | 7-10 | 0-0 | 0-0 | 1-5/6 | 3 | 1 | 3 | 1 | 2 | 14 | |
| E. Washington (11/24) | N | 20 | 6-9 | 0-0 | 2-4 | 1-2/3 | 4 | 0 | 3 | 1 | 2 | 14 | |
| at Wake Forest (11/27) | N | 26 | 2-4 | 0-0 | 0-0 | 2-5/7 | 3 | 1 | 0 | 1 | 2 | 4 | |
| UT-Pan American (12/1) | N | 21 | 4-9 | 0-0 | 0-0 | 0-1/1 | 3 | 1 | 0 | 2 | 1 | 8 | |
| UNC-Wilmington (12/4) | N | 18 | 2-5 | 0-0 | 0-1 | 1-3/4 | 1 | 0 | 3 | 4 | 0 | 4 | |
| at Georgia (12/7) | N | 23 | 1-8 | 0-0 | 5-6 | 2-2/4 | 2 | 1 | 3 | 2 | 0 | 7 | |
| Oregon (12/10) | N | 18 | 2-4 | 0-0 | 0-0 | 2-1/3 | 1 | 1 | 2 | 1 | 2 | 4 | |
| Maryland-ES (12/13) | N | 26 | 5-8 | 0-0 | 5-7 | 6-2/8 | 1 | 2 | 1 | 2 | 0 | 15 | |
| Nebraska (12/22) | N | 14 | 2-3 | 0-0 | 1-2 | 1-2/3 | 3 | 1 | 1 | 0 | 0 | 5 | |
| at Texas Tech (12/30) | Y | 16 | 1-8 | 0-0 | 0-0 | 1-1/2 | 5 | 0 | 2 | 0 | 0 | 2 | |
| at Illinois (1/2) | N | 23 | 5-8 | 0-0 | 0-0 | 1-1/2 | 4 | 1 | 1 | 0 | 0 | 10 | |
| Michigan State (1/5) | N | 23 | 6-7 | 0-0 | 4-5 | 1-2/3 | 2 | 0 | 0 | 1 | 1 | 16 | |
| Michigan (1/9) | N | 30 | 6-9 | 0-0 | 0-0 | 2-1/3 | 1 | 3 | 2 | 3 | 0 | 12 | |
| at Purdue (1/12) | N | 19 | 1-3 | 0-0 | 0-0 | 0-1/1 | 1 | 1 | 1 | 1 | 0 | 2 | |
| at Wisconsin (1/16) | N | 17 | 2-3 | 0-0 | 0-1 | 0-3/3 | 2 | 0 | 3 | 0 | 0 | 4 | |
| at Michigan (1/19) | N | 12 | 3-6 | 0-0 | 0-0 | 2-1/3 | 4 | 0 | 0 | 0 | 1 | 6 | |
| Ohio State (1/26) | Y | 28 | 5-9 | 0-0 | 2-2 | 0-4/4 | 3 | 2 | 1 | 3 | 0 | 12 | |
| Penn State (1/30) | Y | 25 | 6-11 | 0-0 | 2-2 | 2-6/8 | 4 | 2 | 2 | 3 | 0 | 14 | |
| Indiana (2/2) | Y | 21 | 4-5 | 0-0 | 0-0 | 0-3/3 | 2 | 1 | 1 | 1 | 1 | 8 | |
| at Iowa (2/9) | Y | 24 | 3-6 | 0-0 | 2-5 | 0-2/2 | 4 | 0 | 2 | 0 | 2 | 9 | |
| at Northwestern (2/13) | Y | 32 | 3-5 | 0-0 | 0-2 | 0-3/3 | 3 | 4 | 0 | 3 | 0 | 6 | |
| Wisconsin (2/16) | Y | 27 | 7-10 | 0-0 | 3-6 | 0-3/3 | 3 | 0 | 2 | 2 | 0 | 17 | |
| at Michigan State (2/21) | Y | 15 | 3-4 | 0-0 | 0-1 | 0-1/1 | 3 | 2 | 0 | 0 | 0 | 6 | |
| at Penn State (2/23) | Y | 18 | 3-9 | 0-0 | 1-4 | 1-5/6 | 3 | 1 | 1 | 2 | 0 | 7 | |
| Northwestern (2/27) | Y | 26 | 2-3 | 0-0 | 0-0 | 0-5/5 | 3 | 1 | 5 | 4 | 0 | 4 | |
| Illinois (3/3) | Y | 24 | 4-12 | 0-0 | 1-2 | 1-1/2 | 1 | 0 | 0 | 2 | 0 | 9 | |
| vs. Penn State (3/7) | Y | 27 | 5-5 | 0-0 | 0-2 | 1-5/6 | 3 | 2 | 1 | 0 | 1 | 10 | |
| vs. Illinois (3/8) | Y | 14 | 1-3 | 0-0 | 0-0 | 0-1/1 | 5 | 0 | 0 | 0 | 0 | 2 | |
| New Mexico (3/13) | N | 19 | 9-12 | 0-0 | 4-7 | 4-3/7 | 2 | 1 | 0 | 1 | 2 | 22 | |
| Richmond (3/18) | N | 22 | 2-7 | 0-0 | 0-0 | 2-6/8 | 1 | 1 | 3 | 2 | 1 | 4 | |
| Totals | | 13/31 | 667 | 118-213 | 0-0 | 37-65 | 38-83/121 | 82 | 31 | 45 | 43 | 17 | 273 |

HOLMAN'S CAREER STATISTICS

| Season | Gp | Gs | Min | Avg | Fg-Fga | Pct | 3-POINT | | REBOUNDS | | TO | Blk | Stl | Pf/Dc | Pts | Avg | | | |
|---------|----|----|-----|------|---------|-----|---------|------|----------|------|-----------|-----|-----|-------|-----|-----|-------|-----|-----|
| | | | | | | | Fg-Fga | Pct | O-D/Tot | Avg | | | | | | | Asst | | |
| 2001-02 | 31 | 13 | 667 | 21.5 | 118-213 | 554 | 0-0 | .000 | 37-65 | .569 | 38-83/121 | 3.9 | 31 | 45 | 43 | 17 | 82/72 | 273 | 8.8 |

BEN JOHNSON

22 Guard • Jr. • 6-3 • 185 • Minneapolis, Minn. • Northwestern/DeLaSalle HS

Last Two Games: Had 11 points, six rebounds and four assists in 34 minutes vs. Georgia (11/30/02) • grabbed a career-best 10 rebounds vs. UNC Asheville (11/24) in his first start as a Golden Gopher.

Notable: Had 14 points, seven rebounds and three assists vs. Team Nike (11/17) • had 10 points and four assists vs. Minnesota State, Mankato.

Milestones: Has scored in double figures one time in his career at Minnesota • recorded his 200th-career rebound (including NU) vs. Georgia (11/30/02)

CAREER HIGHS

Minutes: 40, twice; last vs. Illinois (1/17/01)*
Points: 26 vs. Purdue (2/12/00)*
FG Attempts: 18 vs. Arkansas-Little Rock (11/18/00)*
FG Made: 9 vs. Purdue (2/12/00)*
FT Attempts: 13 vs. Jacksonville (12/14/99)*
FT Made: 11 vs. Pepperdine (1/8/00)*
3-Point FG Attempts: 9 vs. Penn State (1/13/00)*
3-Point FG Made: 3 - six times; last vs. St. Peter's (12/13/00)*
Rebounds: 10 vs. UNC Asheville (11/24/02)
Assists: 10 vs. Penn State (2/21/01)*
Steals: 5 at Illinois (2/3/01)*
Blocks: 2 vs. Mississippi State (11/28/99)*
** at Northwestern*

2002-03 GAME-BY-GAME

| Opponent (Date) | Start | Min. | Fg-Fa | 3g-3a | Ftm-Fta | O-D/T | Pf. | Assl. | To. | Blk. | Stl. | Pts. |
|-----------------------|-------|------|-------|-------|---------|--------|-----|-------|-----|------|------|------|
| UNC Asheville (11/24) | Y | 29 | 2-8 | 0-1 | 0-0 | 1-9/10 | 2 | 2 | 2 | 0 | 0 | 4 |
| Georgia (11/30) | Y | 34 | 3-7 | 0-2 | 5-6 | 1-5/6 | 0 | 4 | 1 | 1 | 1 | 11 |

JOHNSON'S CAREER STATISTICS

| Season | Gp | Gs | Min | Avg | Fg-Fga | Pct. | 3-POINT | | Ft-Fta | Pct. | REBOUNDS | | TO | Blk | ST | P/Dq | Pts | Avg | |
|----------|----|----|------|------|---------|------|---------|------|---------|------|------------|-----|-----|-----|----|------|-------|-----|------|
| | | | | | | | Fg-Fga | Pct. | | | O-D/Tot | Avg | | | | | | | Asst |
| 1999-00* | 30 | 30 | 988 | 32.9 | 118-333 | .354 | 37-106 | .349 | 76-91 | .835 | 15-71/86 | 2.9 | 73 | 101 | 6 | 24 | 54/1 | 349 | 11.6 |
| 2000-01* | 30 | 30 | 958 | 31.9 | 121-293 | .413 | 28-90 | .311 | 50-64 | .781 | 36-65/101 | 3.4 | 74 | 47 | 3 | 27 | 53/0 | 320 | 10.7 |
| Career | 60 | 60 | 1946 | 32.4 | 239-626 | .382 | 65-196 | .332 | 126-155 | .813 | 51-136/187 | 3.1 | 147 | 148 | 9 | 51 | 117/1 | 669 | 11.1 |

*at Northwestern

RICK RICKERT

1/4 Forward • So. • 6-11 • 216 • Duluth, Minn. • Duluth East HS

Last Two Games: Had 12 points, five rebounds, three blocks and three steals in 34 minutes vs. Georgia (11/30/02) • led team with 26 points, was a career-best 5-of-6 from three-point range, in 32 minutes vs. UNC Asheville (11/24).

Notable: Led team with 29 points vs. Minnesota State, Mankato; was 10-of-17 from the floor, and grabbed seven boards • preseason Playboy All-American • preseason Third Team All-American by Basketball News • preseason Second Team All-American by the College Basketball News

Milestones: First Big Ten Freshman of the Year in school history • most points by a freshman (441) in a season in Minnesota basketball history • averaged 14.2 points per game, the most by a freshman in school history • was the first Minnesota player to have three straight 20-point games (1/30/02-2/9/02) since Quincy Lewis had 10 straight in 1999-2000.

CAREER HIGHS

Minutes: 38 at Northwestern (2/13/02)
Points: 28 vs. Oregon (12/10/01)
FG Attempts: 18 vs. Indiana (2/2/02)
FG Made: 11 vs. Oregon (12/10/01)
FT Attempts: 11 vs. UNC Asheville (11/24/02)
FT Made: 8 at Iowa (2/9/02)
3-Point FG Attempts: 6 - six times; last vs. UNC Asheville (11/24/02)
3-Point FG Made: 5 vs. UNC Asheville (11/24/02)
Rebounds: 10 - two times; last at Northwestern (2/13/02)
Assists: 5 vs. Wisconsin (2/16/02)
Steals: 3 vs. Georgia (11/30/02)
Blocks: 5 - two times; last vs. Northwestern (2/27/02)

2002-03 GAME-BY-GAME

| Opponent (Date) | Start | Min. | Fg-Fa | 3g-3a | Ftm-Fta | O-D/T | Pf. | Asst. | To. | Blk. | Stl. | Pts. |
|-----------------------|-------|------|-------|-------|---------|-------|-----|-------|-----|------|------|------|
| UNC Asheville (11/24) | Y | 32 | 8-15 | 5-6 | 5-11 | 2-3/5 | 3 | 0 | 1 | 2 | 2 | 26 |
| Georgia (11/30) | Y | 34 | 3-13 | 2-5 | 4-6 | 1-4/5 | 2 | 1 | 3 | 3 | 3 | 12 |

2001-02 GAME-BY-GAME

| Opponent (Date) | Start | Min. | Fg-Fa | 3g-3a | Ftm-Fta | O-D/T | Pf. | Asst. | To. | Blk. | Stl. | Pts. |
|--------------------------|--------------|------------|----------------|---------------|---------------|-------------------|-----------|-----------|-----------|-----------|-----------|------------|
| Mercer (11/17) | Y | 23 | 7-10 | 3-4 | 0-0 | 3-3/6 | 3 | 1 | 0 | 4 | 0 | 17 |
| UNC-Asheville (11/21) | Y | 30 | 4-7 | 3-6 | 4-4 | 2-2/4 | 2 | 3 | 0 | 1 | 1 | 15 |
| E. Washington (11/24) | Y | 27 | 4-5 | 1-1 | 5-8 | 2-8/10 | 2 | 2 | 2 | 5 | 1 | 14 |
| at Wake Forest (11/27) | Y | 32 | 4-9 | 1-3 | 0-0 | 2-3/5 | 2 | 2 | 1 | 0 | 2 | 9 |
| UT-Pan American (12/1) | Y | 28 | 4-15 | 0-4 | 0-0 | 1-4/5 | 1 | 4 | 1 | 0 | 2 | 8 |
| UNC-Wilmington (12/4) | Y | 32 | 6-12 | 1-6 | 0-0 | 2-4/6 | 2 | 1 | 3 | 4 | 0 | 13 |
| at Georgia (12/7) | Y | 21 | 3-6 | 1-4 | 0-0 | 3-4/7 | 4 | 0 | 2 | 0 | 1 | 7 |
| Oregon (12/10) | Y | 36 | 11-17 | 2-4 | 4-7 | 3-6/9 | 3 | 0 | 1 | 0 | 0 | 28 |
| Maryland-ES (12/13) | Y | 22 | 1-6 | 0-1 | 3-3 | 1-3/4 | 1 | 1 | 1 | 1 | 1 | 5 |
| Nebraska (12/22) | Y | 29 | 6-12 | 1-6 | 1-3 | 1-2/3 | 4 | 0 | 2 | 0 | 2 | 14 |
| at Texas Tech (12/30) | Y | 17 | 1-4 | 0-2 | 0-0 | 0-4/4 | 5 | 0 | 0 | 0 | 0 | 2 |
| at Illinois (1/2) | Y | 20 | 2-6 | 1-3 | 0-1 | 1-0/1 | 4 | 1 | 4 | 1 | 1 | 6 |
| Michigan State (1/5) | Y | 33 | 6-8 | 1-1 | 2-2 | 1-3/4 | 2 | 2 | 1 | 3 | 0 | 15 |
| Michigan (1/9) | Y | 16 | 3-3 | 1-1 | 0-1 | 0-3/3 | 5 | 0 | 2 | 1 | 1 | 7 |
| at Purdue (1/12) | Y | 35 | 8-12 | 2-4 | 6-6 | 2-5/7 | 3 | 1 | 4 | 0 | 2 | 24 |
| at Wisconsin (1/16) | Y | 24 | 6-14 | 0-5 | 1-3 | 2-5/7 | 3 | 0 | 1 | 1 | 0 | 13 |
| at Michigan (1/19) | Y | 27 | 4-8 | 1-1 | 6-8 | 0-3/3 | 3 | 2 | 1 | 1 | 0 | 15 |
| Ohio State (1/26) | Y | 30 | 5-8 | 3-4 | 6-6 | 1-3/4 | 3 | 1 | 3 | 1 | 0 | 19 |
| Penn State (1/30) | Y | 26 | 9-12 | 3-5 | 5-8 | 1-4/5 | 2 | 2 | 2 | 0 | 1 | 26 |
| Indiana (2/2) | Y | 32 | 9-18 | 2-4 | 7-10 | 3-3/6 | 4 | 1 | 2 | 1 | 0 | 27 |
| at Iowa (2/9) | Y | 31 | 7-10 | 1-4 | 8-9 | 1-4/5 | 3 | 2 | 4 | 2 | 1 | 23 |
| at Northwestern (2/13) | Y | 38 | 5-11 | 2-6 | 5-6 | 3-7/10 | 2 | 2 | 3 | 3 | 2 | 17 |
| Wisconsin (2/16) | Y | 30 | 5-15 | 1-6 | 1-2 | 1-4/5 | 3 | 5 | 2 | 0 | 0 | 12 |
| at Michigan State (2/21) | Y | 29 | 2-6 | 0-2 | 1-3 | 0-2/2 | 1 | 1 | 1 | 0 | 1 | 5 |
| at Penn State (2/23) | Y | 28 | 5-11 | 0-3 | 4-6 | 2-2/4 | 4 | 0 | 3 | 0 | 0 | 14 |
| Northwestern (2/27) | Y | 27 | 3-8 | 1-3 | 1-3 | 2-5/7 | 3 | 2 | 3 | 5 | 0 | 8 |
| Illinois (3/3) | Y | 29 | 6-13 | 3-5 | 3-4 | 5-2/7 | 5 | 2 | 2 | 1 | 0 | 18 |
| vs. Penn State (3/7) | Y | 28 | 9-12 | 2-2 | 1-2 | 1-5/6 | 1 | 3 | 4 | 2 | 1 | 21 |
| vs. Illinois (3/8) | Y | 30 | 3-8 | 1-4 | 3-5 | 0-0/0 | 4 | 4 | 2 | 1 | 1 | 10 |
| New Mexico (3/13) | Y | 24 | 6-12 | 2-3 | 4-4 | 2-2/4 | 4 | 1 | 1 | 0 | 0 | 18 |
| Richmond (3/18) | Y | 36 | 3-13 | 1-4 | 5-8 | 5-4/9 | 2 | 1 | 2 | 0 | 1 | 12 |
| Totals | 31/31 | 870 | 157-311 | 41-111 | 86-122 | 53-109/162 | 92 | 47 | 60 | 38 | 22 | 441 |

RICKERT'S CAREER STATISTICS

| Season | Gp | Gs | Min | Avg | Fg-Fga | Pct | 3-POINT | | Ft-Fta | Pct | REBOUNDS | | | | | Pts | Avg | | |
|---------|----|----|-----|------|---------|-----|---------|-----|--------|------|------------|-----|------|----|-----|-----|------|-----|-------|
| | | | | | | | Fg-Fga | Pct | | | O-D/Tot | Arg | Asst | TO | Blk | | | ST | Pf/Dq |
| 2001-02 | 31 | 31 | 870 | 28.1 | 157-311 | 505 | 41-111 | 369 | 86-122 | .705 | 53-109/162 | 5.2 | 47 | 60 | 38 | 22 | 92/3 | 441 | 14.2 |

AARON ROBINSON

3 Guard • So. • 5-9 • 165 • Rockford, Ill. • Guilford HS

Last Two Games: Did not play vs. Georgia (11/30/02) • played eight minutes vs. UNC Asheville (11/24).
Notable: Had two points and an assist vs. Team Nike (11/17) • had six points and two rebounds in 18 minutes vs. Minnesota State, Mankato (11/8).

CAREER HIGHS

Minutes: 14 vs. Maryland-Eastern Shore (12/13/01)
Points: 5 vs. EWU (11/24/01)
FG Attempts: 3 - four times; last at UNC-Wilmington (12/4/01)
FG Made: 1 - five times; last vs. New Mexico (3/13/02)
FT Attempts: 4 vs. UT-Pan American (12/1/01)
FT Made: 2 - three times; last vs. Northwestern (2/27/02)
3-Point FG Attempts: 2 vs. Nebraska (12/22/01)
3-Point FG Made: 1 - two times; last vs. UNC-Wilmington (12/4/01)
Rebounds: 3 vs. Mercer (11/17/01)
Assists: 4 vs. Maryland-Eastern Shore (12/13/01)
Steals: 2 - two times; last vs. Nebraska (12/22/01)
Blocks: 1 vs. Maryland-Eastern Shore (12/13/01)

2002-03 GAME-BY-GAME

| Opponent (Date) | Start | Min. | Fg-Fa | 3g-3a | Ftm-Fta | O-D/T | Pf.Asst. | To. | Blk. | Stl. | Pts. | |
|-----------------------|-------|------|--------------|-------|---------|-------|----------|-----|------|------|------|--|
| UNC Asheville (11/24) | N | 8 | 0-0 | 0-0 | 0-1 | 0-0/0 | 0 1 | 1 | 0 | 0 | 0 | |
| Georgia (11/30) | | | Did Not Play | | | | | | | | | |

2001-02 GAME-BY-GAME

| Opponent (Date) | Start | Min. | Fg-Fa | 3g-3a | Ftm-Fta | O-D/T | Pf.Asst. | To. | Blk. | Stl. | Pts. | |
|--------------------------|-------|-------------|--------------|-------------|-------------|-------------|----------------|-----------|-----------|-----------|----------------|--|
| Mercer (11/17) | N | 12 | 0-3 | 0-1 | 1-2 | 0-3/3 | 4 3 | 0 | 0 | 1 | 1 | |
| UNC-Asheville (11/21) | N | 8 | 0-3 | 0-1 | 0-0 | 0-0/0 | 1 2 | 1 | 0 | 1 | 0 | |
| E. Washington (11/24) | N | 13 | 1-3 | 1-1 | 2-2 | 0-0/0 | 2 2 | 1 | 0 | 2 | 5 | |
| at Wake Forest (11/27) | N | 3 | 0-0 | 0-0 | 0-0 | 0-0/0 | 0 0 | 1 | 0 | 0 | 0 | |
| UT-Pan American (12/1) | N | 6 | 0-0 | 0-0 | 2-4 | 0-0/0 | 1 2 | 2 | 0 | 1 | 2 | |
| UNC-Wilmington (12/4) | N | 8 | 1-3 | 1-1 | 0-0 | 0-2/2 | 1 0 | 1 | 0 | 1 | 3 | |
| at Georgia (12/7) | N | 5 | 0-1 | 0-1 | 0-2 | 0-1/1 | 0 0 | 3 | 0 | 0 | 0 | |
| Oregon (12/10) | N | 4 | 0-0 | 0-0 | 0-0 | 0-0/0 | 0 0 | 1 | 0 | 0 | 0 | |
| Maryland-ES (12/13) | N | 14 | 0-2 | 0-1 | 0-0 | 1-1/2 | 3 4 | 2 | 1 | 0 | 0 | |
| Nebraska (12/22) | N | 10 | 0-2 | 0-2 | 0-0 | 0-0/0 | 0 1 | 0 | 0 | 2 | 0 | |
| at Texas Tech (12/30) | N | 6 | 0-1 | 0-1 | 0-0 | 0-0/0 | 0 0 | 1 | 0 | 1 | 0 | |
| at Illinois (1/2) | N | 4 | 0-0 | 0-0 | 0-1 | 0-0/0 | 1 0 | 1 | 0 | 0 | 0 | |
| Michigan State (1/5) | | | Did not play | | | | | | | | | |
| Michigan (1/9) | N | 2 | 0-1 | 0-1 | 0-0 | 0-0/0 | 1 0 | 1 | 0 | 0 | 0 | |
| at Purdue (1/12) | N | 2 | 0-0 | 0-0 | 0-0 | 0-0/0 | 0 0 | 0 | 0 | 0 | 0 | |
| at Wisconsin (1/16) | N | 3 | 0-0 | 0-0 | 0-0 | 0-0/0 | 0 0 | 1 | 0 | 0 | 0 | |
| at Michigan (1/19) | | | Did not play | | | | | | | | | |
| Ohio State (1/26) | | | Did not play | | | | | | | | | |
| Penn State (1/30) | N | 5 | 0-0 | 0-0 | 0-0 | 0-2/2 | 2 0 | 1 | 0 | 1 | 0 | |
| Indiana (2/2) | | | Did not play | | | | | | | | | |
| at Iowa (2/9) | | | Did not play | | | | | | | | | |
| at Northwestern (2/13) | N | 3 | 0-0 | 0-0 | 0-0 | 0-1/1 | 0 1 | 0 | 0 | 0 | 0 | |
| Wisconsin (2/16) | N | 6 | 0-1 | 0-1 | 0-0 | 0-1/1 | 0 2 | 0 | 0 | 1 | 0 | |
| at Michigan State (2/21) | N | 2 | 0-0 | 0-0 | 0-0 | 0-0/0 | 0 0 | 0 | 0 | 0 | 0 | |
| at Penn State (2/23) | N | 2 | 0-0 | 0-0 | 0-0 | 0-0/0 | 0 0 | 1 | 0 | 1 | 0 | |
| Northwestern (2/27) | N | 2 | 0-1 | 0-0 | 2-2 | 0-1/1 | 1 0 | 0 | 0 | 0 | 2 | |
| Illinois (3/3) | | | Did not play | | | | | | | | | |
| vs. Penn State (3/7) | N | 2 | 1-1 | 0-0 | 0-0 | 0-0/0 | 0 0 | 0 | 0 | 0 | 2 | |
| vs. Illinois (3/8) | N | 3 | 1-2 | 0-1 | 0-0 | 0-0/0 | 0 0 | 0 | 0 | 1 | 2 | |
| New Mexico (3/13) | N | 4 | 1-1 | 0-0 | 0-0 | 0-0/0 | 0 0 | 0 | 0 | 0 | 2 | |
| Richmond (3/18) | N | 5 | 0-0 | 0-0 | 0-0 | 1-0/1 | 0 0 | 1 | 0 | 1 | 0 | |
| Totals | | 0/25 | 134 | 5-25 | 2-12 | 7-13 | 2-12/14 | 17 | 17 | 18 | 1 14 19 | |

ROBINSON'S CAREER STATISTICS

| Season | Gp | Gs | Min | Avg | 3-POINT | | | REBOUNDS | | | TO | Blk | ST | Pf/Dq | Pts | Avg | | | |
|---------|----|----|-----|-----|---------|------|------|----------|------|------|---------|-----|----|-------|-----|-----|------|----|-----|
| | | | | | Fg-Fga | Pct. | Pct. | O-D/Tot | Avg | Asst | | | | | | | | | |
| 2001-02 | 25 | 0 | 134 | 5.4 | 5-25 | .200 | 2-12 | .167 | 7-13 | .538 | 2-12/14 | 0.6 | 17 | 18 | 1 | 14 | 17/0 | 19 | 0.8 |

| | | |
|---------------------------|-----------|---|
| MINNESOTA | 87 | Game 1 |
| UNC-Asheville | 81 | November 24, 2002 Williams Arena Minneapolis, Minn. |
| Attendance: 11,359 | | |

Recap: Minnesota opened its season defeating UNC Asheville at Williams Arena, 87-81. The Golden Gophers never lost the lead, but allowed the Bulldogs to turn a blowout into a nail-biter in the end. Three Gophers scored 20 or more points with sophomore Rick Rickert leading with 26 points. Maurice Hargrow recorded a career-high 21 points and Mike Bauer scored 20, one point of his career high. Andre Smith led all scorers with 27 points, 19 in the second half. Asheville shot 53 percent from the field in the second half compared to 35 percent in the first.

| Minnesota | Min | FG-A | FT-A | R | A | Pt | UNCA | Min | FG-A | FT-A | R | A | Pt |
|-------------|-----|-------|-------|----|----|----|---------------|-----|-------|-------|----|----|----|
| Rickert, F | 32 | 8-15 | 5-11 | 5 | 0 | 26 | McCullough, F | 21 | 5-8 | 1-2 | 2 | 0 | 13 |
| Bauer, F | 33 | 5-8 | 7-10 | 3 | 1 | 20 | Barber, F | 31 | 4-8 | 0-0 | 8 | 0 | 9 |
| Holman, C | 13 | 1-2 | 3-4 | 2 | 1 | 5 | McGonagil, C | 14 | 3-7 | 3-6 | 4 | 0 | 9 |
| Burleson, G | 32 | 1-4 | 0-0 | 4 | 8 | 2 | Smith, G | 28 | 7-15 | 10-11 | 4 | 4 | 27 |
| Johnson, G | 29 | 2-8 | 0-0 | 10 | 2 | 4 | Kragel, G | 33 | 2-8 | 0-0 | 3 | 3 | 6 |
| Robinson | 8 | 0-0 | 0-1 | 0 | 1 | 0 | Collington | 11 | 1-2 | 0-0 | 0 | 0 | 2 |
| Hargrow | 24 | 6-10 | 8-14 | 4 | 1 | 21 | Mohn | 16 | 3-8 | 2-2 | 2 | 1 | 8 |
| Gaines | 17 | 3-7 | 0-0 | 3 | 1 | 6 | Holmes | 17 | 1-3 | 0-0 | 4 | 2 | 2 |
| Esselink | 3 | 1-2 | 0-0 | 1 | 0 | 3 | Carter | 13 | 0-1 | 0-1 | 1 | 0 | 0 |
| Hagen | 9 | 0-1 | 0-0 | 2 | 0 | 0 | Bivins | 9 | 2-3 | 1-2 | 2 | 0 | 5 |
| TEAM | | | | | | 1 | Creasman | 7 | 0-0 | 0-0 | 2 | 0 | 0 |
| Totals | 200 | 27-57 | 23-40 | 35 | 15 | 87 | TEAM | | | | | | 3 |
| | | | | | | | Totals | 200 | 28-63 | 17-24 | 42 | 12 | 81 |

Halftime: Minnesota 50, UNCA 27 **3-Pt Goals:** Minn - 10-17 (Rickert 5-6, Bauer 3-5, Burleson 0-1, Johnson 0-1, Hargrow 1-1, Gaines 0-1, Esselink 1-2) UNCA - 8-16 (McCullough 2-3, Barber 1-3, Smith 3-4, Kragel 2-4, Collington 0-1, Carter 0-1)

Turnovers: Minnesota 9, UNCA 15
Technical: None

Personal Fouls: Minnesota 23, UNCA 27
Fouled Out: MN - Holman

Att: 11,359

| | | |
|---------------------------|-----------|---|
| MINNESOTA | 72 | Game 2 |
| Georgia | 69 | November 30, 2002 Williams Arena Minneapolis, Minn. |
| Attendance: 13,417 | | |

Recap: Minnesota (2-0) handed Georgia (1-3) a heart-breaking 72-69 loss at Williams Arena on a buzzer-beater three pointer from Michael Bauer. The Gophers held the lead nearly the entire game until Georgia took a one-point lead, its only lead of the game, at the 5:32 mark. The game was a tense battle with Minnesota never having more than a six-point lead in the second half. Jarvis Hayes hit an off-balance three-pointer for the Bulldogs with :15 left to tie the game at 69. After a Gopher timeout with :10 left, Bauer saved a broken play and nailed a fall-away trey as time expired.

| Minnesota | Min | FG-A | FT-A | R | A | Pt | UGA | Min | FG-A | FT-A | R | A | Pt |
|-------------|-----|-------|-------|----|----|----|--------------|-----|-------|------|----|----|----|
| Rickert, F | 34 | 3-13 | 4-6 | 5 | 1 | 12 | Ja. Hayes, F | 34 | 8-16 | 3-5 | 7 | 3 | 21 |
| Hargrow, F | 32 | 5-8 | 4-6 | 8 | 2 | 15 | Daniels, F | 34 | 4-8 | 3-6 | 4 | 5 | 11 |
| Holman, C | 30 | 3-7 | 3-4 | 7 | 0 | 9 | Jo. Hayes, C | 22 | 3-5 | 0-0 | 5 | 0 | 6 |
| Burleson, G | 38 | 5-12 | 0-1 | 1 | 4 | 14 | Wright, G | 37 | 5-10 | 0-0 | 7 | 3 | 11 |
| Johnson, G | 34 | 3-7 | 5-6 | 6 | 4 | 11 | Williams, G | 34 | 6-17 | 0-0 | 6 | 2 | 13 |
| Gaines | 9 | 0-0 | 1-2 | 2 | 0 | 1 | Dean | 5 | 0-2 | 2-2 | 1 | 0 | 2 |
| Bauer | 19 | 4-7 | 1-2 | 2 | 1 | 10 | Wilkins | 24 | 1-4 | 1-2 | 5 | 4 | 3 |
| Hagen | 4 | 0-0 | 0-0 | 0 | 0 | 0 | Arnold | 9 | 1-2 | 0-0 | 1 | 0 | 2 |
| TEAM | | | | | | 5 | TEAM | | | | | | 2 |
| Totals | 200 | 23-54 | 17-25 | 36 | 12 | 72 | Totals | 200 | 28-64 | 9-15 | 38 | 17 | 69 |

Halftime: Minnesota 37, UGA 32 **3-Pt Goals:** Minn - 9-19 (Rickert 2-5, Hargrow 1-1, Burleson 4-7, Johnson 0-2, Bauer 2-4) UGA - 4-13 (Jarvis Hayes 2-2, Daniels 0-1, Wright 1-5, Williams 1-5)

Turnovers: Minnesota 10, UGA 10
Technical: None

Personal Fouls: Minnesota 13, UGA 18
Fouled Out: MN - Holman

Att: 13,417

University of Minnesota
 Minnesota Golden Gophers Combined Team Statistics (as of Dec 01, 2002)
 All games


| | | | | |
|-----------------------------|----------------|-------------|-------------|----------------|
| RECORD : | OVERALL | HOME | AWAY | NEUTRAL |
| ALL GAMES | (2-0) | (2-0) | (0-0) | (0-0) |
| CONFERENCE | (0-0) | (0-0) | (0-0) | (0-0) |
| NON-CONFERENCE | (2-0) | (2-0) | (0-0) | (0-0) |

| ## Player | GP-GS | Min--Avg | ---TOTAL--- | | ---3-PTS--- | | ---REBOUNDS--- | | | | | | PF | FO | A | TO | Blk | Stl | Pts | Avg |
|------------------------|-------|----------|-------------|------|-------------|-------|----------------|------|-----|-----|-----|------|----|----|----|----|-----|-----|-----|------|
| | | | FG-FGA | Pct | 3FG-FGA | Pct | FT-FTA | Pct | Off | Def | Tot | Avg | | | | | | | | |
| 1 Rickert, Rick..... | 2-2 | 66 33.0 | 11-28 | .393 | 7-11 | .636 | 9-17 | .529 | 3 | 7 | 10 | 5.0 | 5 | 0 | 1 | 4 | 5 | 5 | 38 | 19.0 |
| 11 Hargrow, Maurice... | 2-1 | 56 28.0 | 11-18 | .611 | 2-2 | 1.000 | 12-20 | .600 | 2 | 10 | 12 | 6.0 | 3 | 0 | 3 | 1 | 1 | 2 | 36 | 18.0 |
| 41 Bauer, Michael..... | 2-1 | 52 26.0 | 9-15 | .600 | 5-9 | .556 | 7-10 | .700 | 3 | 2 | 5 | 2.5 | 4 | 0 | 2 | 4 | 3 | 2 | 30 | 15.0 |
| 12 Burleson, Kevin.... | 2-2 | 70 35.0 | 6-16 | .375 | 4-8 | .500 | 0-1 | .000 | 1 | 4 | 5 | 2.5 | 6 | 0 | 12 | 2 | 4 | 2 | 16 | 8.0 |
| 22 Johnson, Ben..... | 2-2 | 63 31.5 | 5-15 | .333 | 0-3 | .000 | 5-6 | .833 | 2 | 14 | 16 | 8.0 | 2 | 0 | 6 | 3 | 1 | 1 | 15 | 7.5 |
| 40 Holman, Jerry..... | 2-2 | 43 21.5 | 4-9 | .444 | 0-0 | .000 | 6-8 | .750 | 5 | 4 | 9 | 4.5 | 10 | 2 | 1 | 1 | 4 | 0 | 14 | 7.0 |
| 21 Gaines, Stan..... | 2-0 | 26 13.0 | 3-7 | .429 | 0-1 | .000 | 1-2 | .500 | 3 | 2 | 5 | 2.5 | 4 | 0 | 1 | 3 | 0 | 3 | 7 | 3.5 |
| 31 Esselink, Steve.... | 1-0 | 3 3.0 | 1-2 | .500 | 1-2 | .500 | 0-0 | .000 | 1 | 0 | 1 | 1.0 | 0 | 0 | 0 | 0 | 0 | 0 | 3 | 3.0 |
| 42 Hagen, Jeff..... | 2-0 | 13 6.5 | 0-1 | .000 | 0-0 | .000 | 0-0 | .000 | 0 | 2 | 2 | 1.0 | 2 | 0 | 0 | 0 | 0 | 0 | 0 | 0.0 |
| 3 Robinson, Aaron.... | 1-0 | 8 8.0 | 0-0 | .000 | 0-0 | .000 | 0-1 | .000 | 0 | 0 | 0 | 0.0 | 0 | 0 | 1 | 1 | 0 | 0 | 0 | 0.0 |
| TEAM..... | | | | | | | | | 1 | 5 | 6 | 3.0 | 0 | | 0 | | | | | |
| Total..... | 2 | 400 | 50-111 | .450 | 19-36 | .528 | 40-65 | .615 | 21 | 50 | 71 | 35.5 | 36 | 2 | 27 | 19 | 18 | 15 | 159 | 79.5 |
| Opponents..... | 2 | 399 | 56-127 | .441 | 12-29 | .414 | 26-39 | .667 | 30 | 50 | 80 | 40.0 | 45 | - | 29 | 25 | 11 | 11 | 150 | 75.0 |

| TEAM STATISTICS | MINN | OPP | DATE | OPPONENT | W/L | SCORE | ATTEND |
|-------------------------|---------|--------|----------|------------------------|-----|-------|--------|
| SCORING..... | 159 | 150 | 11/24/02 | UNC ASHEVILLE BULLDOGS | W | 87-81 | 11359 |
| Points per game..... | 79.5 | 75.0 | 11/30/02 | GEORGIA BULLDOGS | W | 72-69 | 13417 |
| Scoring margin..... | +4.5 | - | | | | | |
| FIELD GOALS-ATT..... | 50-111 | 56-127 | | | | | |
| Field goal pct..... | .450 | .441 | | | | | |
| 3 POINT FG-ATT..... | 19-36 | 12-29 | | | | | |
| 3-point FG pct..... | .528 | .414 | | | | | |
| 3-pt FG made per game.. | 9.5 | 6.0 | | | | | |
| FREE THROWS-ATT..... | 40-65 | 26-39 | | | | | |
| Free throw pct..... | .615 | .667 | | | | | |
| REBOUNDS..... | 71 | 80 | | | | | |
| Rebounds per game..... | 35.5 | 40.0 | | | | | |
| Rebounding margin..... | -4.5 | - | | | | | |
| ASSISTS..... | 27 | 29 | | | | | |
| Assists per game..... | 13.5 | 14.5 | | | | | |
| TURNOVERS..... | 19 | 25 | | | | | |
| Turnovers per game..... | 9.5 | 12.5 | | | | | |
| Turnover margin..... | +3.0 | - | | | | | |
| Assist/turnover ratio.. | 1.4 | 1.2 | | | | | |
| STEALS..... | 15 | 11 | | | | | |
| Steals per game..... | 7.5 | 5.5 | | | | | |
| BLOCKS..... | 18 | 11 | | | | | |
| Blocks per game..... | 9.0 | 5.5 | | | | | |
| WINNING STREAK..... | 2 | - | | | | | |
| Home win streak..... | 2 | - | | | | | |
| ATTENDANCE..... | 24776 | 0 | | | | | |
| Home games-Avg/Game.... | 2-12388 | 0-0 | | | | | |
| Neutral site-Avg/Game.. | - | 0-0 | | | | | |

| SCORE BY PERIODS: | 1st | 2nd | Total |
|-------------------------------|-----|-----|-------|
| Minnesota Golden Gophers..... | 87 | 72 | - 159 |
| Opponents..... | 59 | 91 | - 150 |

MINNESOTA



Golden Gopher BASKETBALL

Minnesota Media Relations

BB contact: Kyle Coughlin
Associate Media Relations Dir.
Phone: 612.625.4090
Fax: 612.625.0359
email: cough002@umn.edu

Minnesota Media Relations, 516 15th Ave. SE, 244 Bierman Field Athletic Building, Minneapolis, Minn. 55455

www.gophersports.com

2002-03 SCHEDULE

| Date | Opponent | MN Rank/Rank TV | Time/Res |
|------------|--|-------------------|---------------|
| Nov. 8 | MSU, Mankato (exh.) | 24/-- none | W, 96-74 |
| Nov. 17 | Team Nike (exh.) | 24/24 none | W, 115-71 |
| Nov. 24 | UNC Asheville | 24/24 KSTP-Ch. 5 | W, 87-81 |
| Nov. 30 | Georgia (18/17) | 22/24 KSTC-Ch. 45 | W, 72-69 |
| Dec. 4 | Georgia Tech * | 17/20 ESPN | W, 64-63 |
| Dec. 6 | Bethune Cookman | 17/20 none | W, 79-52 |
| Dec. 8 | at Nebraska | 17/20 KSTP-Ch. 5 | L, 60-80 |
| Dec. 10 | Arkansas-Little Rock | 25/RV KSTC-Ch. 45 | W, 86-84 (ot) |
| Dec. 13 | Fairleigh Dickinson | 25/RV none | 5:30 p.m. |
| Dec. 22 | at Oregon | FSN | 2 p.m. |
| Dec. 28 | Texas Tech | ESPN | 1 p.m. |
| Jan. 1 | Oral Roberts | none | noon |
| Jan. 4 | Sacred Heart | none | 1 p.m. |
| Jan. 7 | Illinois | ESPN | 6 p.m. |
| Jan. 15 | at Wisconsin | KSTC-Ch. 45 | 7 p.m. |
| Jan. 18 | Michigan State | ESPN2 | 1 p.m. |
| Jan. 22 | at Michigan | KSTC-Ch. 45 | 7 p.m. |
| Jan. 25 | Northwestern | KSTC-Ch. 45 | 7 p.m. |
| Jan. 29 | at Penn State | KSTC-Ch. 45 | 7 p.m. |
| Feb. 1 | Michigan | KSTP-Ch. 5 | 1:30 p.m. |
| Feb. 5 | at Ohio State | KSTC-Ch. 45 | 7 p.m. |
| Feb. 8 | Purdue | KSTP-Ch. 5 | 1:30 p.m. |
| Feb. 12 | Iowa | KSTC-Ch. 45 | 7 p.m. |
| Feb. 19 | at Northwestern | KSTC-Ch. 45 | 7 p.m. |
| Feb. 22 | Penn State | KSTC-Ch. 45 | 8 p.m. |
| Feb. 26 | at Michigan State | KSTC-Ch. 45 | 6 p.m. |
| Mar. 2 | Wisconsin | CBS | 1 p.m. |
| Mar. 4 | at Indiana | ESPN | 6 p.m. |
| Mar. 8/9 | at Illinois | KSTP-Ch.5/ESPN | TBA |
| Mar. 13-16 | Big Ten Tournament (Chicago, Ill./United Center) | | |

Times and dates subject to change
All times Central
** Big Ten/ACC Challenge*

Ranking = ESPN-USA Today Coaches poll/AP poll

GAME #7



#25 MINNESOTA
Golden Gophers
(5-1)

VS.



Fairleigh Dickinson
Knights
(4-1)

December 13, 2002 • 5:30 p.m.
Williams Arena

Television: none

Radio: WCCO Radio AM 830

Dave Lee, PBP; Kevin Lynch, analyst

PROBABLE LINEUPS

| MINNESOTA | PPG | RPG | APG | FG% | OTHER |
|----------------------|------|-----|-----|------|---------|
| F 11 Maurice Hargrow | 14.8 | 6.2 | 1.3 | .475 | .600 3s |
| F 1 Rick Rickert | 16.0 | 5.8 | 0.4 | .460 | .588 3s |
| C 40 Jerry Holman | 12.3 | 6.2 | 1.0 | .549 | 3.2 bpg |
| G 12 Kevin Bursleson | 5.3 | 3.2 | 6.7 | .308 | 2.3 spg |
| G 22 Ben Johnson | 7.5 | 5.0 | 2.2 | .364 | .400 3s |

OFF THE BENCH

| | | | | | |
|---------------------|------|-----|-----|-------|-------------|
| F 41 Michael Bauer | 12.3 | 3.7 | 2.2 | .421 | .345 3s |
| F 21 Stanley Gaines | 3.0 | 3.3 | 0.8 | .364 | 13 min. pg |
| C 42 Jeff Hagen | 1.7 | 1.8 | 0.0 | .333 | 8.2 min. pg |
| G 3 Aaron Robinson | 1.0 | 0.0 | 0.3 | 1.000 | 5 min. pg |
| F 31 Steve Esselink | 3.3 | 1.0 | 0.0 | .286 | 7.0 min pg |
| F 34 Brent Lawson | 1.7 | 0.3 | 0.0 | .250 | 5.0 min. pg |

| FAIRLEIGH DICKINSON | PPG | RPG | APG | FG% | OTHER |
|----------------------|------|-----|-----|------|---------|
| F 20 Lionel Bomayako | 13.6 | 1.0 | 0.6 | .500 | .462 3s |
| F 33 Matt Hammond | 11.2 | 4.4 | 1.0 | .525 | 1.2 bpg |
| G 32 Iman Maddox | 8.4 | 2.0 | 0.2 | .419 | .474 3s |
| G 12 Marcus Whitaker | 7.0 | 2.8 | 6.0 | .314 | 1.0 spg |
| G 24 T.J. Leis | 8.0 | 3.2 | 0.4 | .533 | .667 3s |

Officials: Art McDonald, John Higgins, Terry Anderson

HEAD COACH DAN MONSON



Entering his fourth season in charge of the Minnesota basketball program, Dan Monson has established himself as one of the best young coaches in the college ranks and has thrust the Golden Gophers back onto the national scene.

In Monson's three seasons, the Golden Gophers have climbed their way back to the upper echelon of the Big Ten and increased their number of conference wins in each season under his leadership (4 - in 1999-2000, 5 - in 2000-01, 9 - in 2001-02). In 2001-02, Monson led the Maroon and Gold within a few points of a conference title and their highest finish in the league (6th) since 1992-93. After back-to-back NIT appearances, the Golden Gophers appear ready to take the next step. He has compiled a 53-44 record in his tenure in Gold Country and a 105-61 career record in his five-plus years as a head coach.

Monson has recruited a solid nucleus of talent in the past three years, brought back home-grown transfers and developed walk-ons to make up for scholarship limitations and provide quality depth. Monson's second recruiting class in Gold Country netted one of the top 10 classes in the nation, according to many recruiting publications. National Junior College All-American Jerry Holman and McDonald's All-American Rick Rickert made an immediate impact in 2001-02. Rickert was named Big Ten Freshman of the Year, the first in school history, and Holman worked his way into the starting lineup by the beginning of the Big Ten season.

Monson was named the Minnesota head coach on July 24, 1999. In his first year at the helm of the program, Monson led the Golden Gophers to a 12-16 finish which included a six-game winning streak (11/20-12/11).

Monson led the Gonzaga Bulldogs within a breath of the Final Four in 1998-99. Along the way, his team defeated such notable NCAA powers as Stanford (82-74), Florida (73-72) and the Golden Gophers (75-63), before bowing out to eventual national champion Connecticut, 67-62.

Monson spent 11 years building the Gonzaga program. He began as an assistant coach in 1988 and spent six years laying the groundwork for the Bulldogs' success. In 1994-95, he was elevated to associate head coach under head coach Dan Fitzgerald who was also the athletics director. Three years later, Monson took over full control of the Gonzaga program. He had an immediate impact, leading the Bulldogs to a West Coast Conference title and advancing to the second round of the NIT. Along the way, the team set a school record for wins with 24. Monson was the first coach in West Coast Conference history to capture the regular-season title in his rookie season. For his efforts, his WCC peers voted him Coach of the Year and *Basketball Times* accorded him national Rookie Coach of the Year. His record in two seasons as head coach of the Zags was 52-17, with an impressive 4-2 mark in postseason play.

THE MATCHUP

The Golden Gophers finally complete their bevy of games in a short span with a home game vs. Fairleigh Dickinson at the special time of 5:30 p.m., preceding the women's game vs. Missouri-Kansas City which will start at 8 p.m.

Minnesota is coming off a hard-fought 86-84 overtime win over Arkansas-Little Rock on Tuesday, the Gophers third close call of the season. They are now 3-0 in games decided by five points or less.

Fairleigh Dickinson is 4-1 on the season after a 78-71 win over St. Peter's on Wednesday night. The Knights begin their most challenging road trip of the year. They travel to N.C. State after taking on the Gophers.

SCOUTING THE KNIGHTS

Fairleigh Dickinson has wins over Army (76-54), Morgan State (91-75), Loyola (61-56), and St. Peter's. Their only loss came at Delaware State on Dec. 7, 83-75. FDU is a veteran team that starts three seniors and two juniors. The Knights are led in scoring by senior forward Lionel Bormayako at 13.6 points per game. Another senior, Matt Hammond, is the other player for FDU that averages in double figures at 11.2 ppg. Junior guard Marcus Whitaker is the catalyst of the Knight offense, averaging 6.0 assists per contest and chips in 7.0 points from the field.

Fairleigh Dickinson's head coach is Tom Green who is in his 20th season at the school. He's the all-time Northeast Conference leader in wins (197) and tournament victories (18). He's coached FDU to three NCAA Tournament appearances in 1985, 1988 and 1998.

THE SERIES

**records involve games later vacated by Minnesota due to NCAA infractions.*

This is the first meeting between the two schools. Minnesota is 4-0* against the Northeast Conference

WHAT'S NEXT

The Golden Gophers take a week off for finals before traveling to Oregon to take on the nationally-ranked Ducks. The game will be broadcast live on Fox Sports Net and start at 2 p.m. Central time.

ARKANSAS-LITTLE ROCK RECAP

Minnesota (5-1) sneaked past Arkansas-Little Rock (4-3) 86-84 in overtime at Williams Arena. Michael Bauer hit two free-throws in the extra frame to seal the victory for the Gophers. Minnesota is now 4-1 in overtime under Dan Monson.

Minnesota led 33-23 in the first half but squandered the lead as Arkansas-Little Rock went on a 10-3 scoring run to hold a 46-44 advantage at halftime. Rick Rickert finished the half with 10 to pace the Golden Gophers.

In the second half, Minnesota battled with Arkansas-Little Rock until Jerry Holman's tip-dunk brought the Gophers to a 74-71 lead. However, UALR's Nick Zachery hit a deep three-pointer to tie the score and send the game into overtime.

Minnesota controlled overtime taking an 84-79 advantage until Zachery hit another trey

and brought the Trojans within two. Bauer's key free throws with :51 seconds left sealed the win.

Rickert led all scorers with 25 points and seven rebounds. It was the eighth time Rickert has gone over 20 points in his career at Minnesota. Four other Gophers managed double figures with Ben Johnson scoring 14 points, Maurice Hargrow 13, and Jerry Holman and Bauer with 11.

Minneapolis native Jibrahn Ike led Arkansas-Little Rock with 20 points on 8-of-15 shooting.

UALR GAME NOTES

- Minnesota is 35-9 in non-conference games under Dan Monson. The Golden Gophers are 29-3 in non-conference games at Williams Arena under Monson.
- Minnesota is 33-47 all-time in overtime (not including vacated games).
- Minnesota is 4-1 in overtime under Monson. This was the first overtime game since playing Tulsa in the NIT second round on 3/19/01.
- Minnesota is 16-9 in games decided by five points or less under Monson.
- Rick Rickert scored his 500th career point in the game.
- Rickert scored 20 points or more for the eighth time in his career. Minnesota is 8-0 in those games.
- Rickert scored in double figures for the 26th time in 36 games as a Golden Gopher.
- Ben Johnson notched double figure scoring for the second time as a Golden Gopher.
- With 11 blocks, Minnesota has blocked at least eight in every game this season.
- Michael Bauer tied a career-high with four assists. He recorded four dishes for the fourth time in his career.

MINNESOTA QUICK FACTS

University Information

Location: Minneapolis, Minn.

Enrollment: 45,615

Colors: Maroon & Gold

Conference: Big Ten

Arena: Williams Arena (14,625)

President: Robert H. Bruininks

Faculty Athletics Representative: Dr. Richard Weinberg

Director of Athletics: Joel Maturi

Team Information

Head Coach: Dan Monson (Idaho, 1985)

Career Record: 105-61 (5+ years)

Record at Minnesota: 53-44 (3+ years)

Associate Head Coach: Mike Petersen (fourth year)

Assistant Coaches: Vic Couch (first year), Bill Walker (fourth year)

Dir. of BB Operations: J.B. Bickerstaff (first year)

2001-02 Overall Record: 18-13 (reached second round of NIT)

2001-02 Big Ten Record/Finish: 9-7 (6th)

Lettermen Returning/Lost: 8/4

MEDIA INFORMATION

PRACTICE ACCESS

As a rule, practice will be open to the media for the first 30 minutes of each workout except on game days. This is subject to change at the coaches discretion. All player interviews will be conducted before practice in the half hour preceding the team's workout. Coach Monson will be available for brief interviews during the first half hour of practice. Practice on weekdays is usually 1-3:30 p.m., with interviews beginning at 12:30 p.m. Please check with Kyle Coughlin about practice times and all interview requests at least 24 hours in advance.

POSTGAME PROCEDURES

Minnesota complies with an equal-access policy. Following a 10 minute cooling-off period, both coaches are available in the Interview Room on the lower level of the east end of Williams Arena. Minnesota players are available in the players lounge area adjacent to the Gopher locker room following the cooling-off period. Visiting team players generally conduct their player interviews in the lower level hallway outside their locker room.

GOLDEN GOPHERS ON THE INTERNET

Minnesota Golden Gopher basketball stats, releases, box scores, game recaps and game notes are available on the Internet at www.gophersports.com. Information on the Big Ten Conference is available via the internet at www.bigten.org.

BIG TEN TELECONFERENCE

When: Every Monday from 9-11 a.m. (central) Beginning Jan. 6, with the final call scheduled for Mar. 10, 2003.

Who: Each Big Ten men's head coach is invited to participate on the weekly teleconferences. Participation will not be mandatory, therefore some coaches may not be available each week.

How: Contact the Big Ten office at 847-696-1010 for the teleconference phone number and play-back number.

Order of Appearance

9:00 a.m. Mike Davis
 9:10 a.m. Steve Alford
 9:20 a.m. Dan Monson
 9:30 a.m. Bill Carmody
 9:40 a.m. Jerry Dunn
 9:50 a.m. Gene Keady
 10:00 a.m. Tom Izzo
 10:10 a.m. Bo Ryan
 10:20 a.m. Tommy Amaker
 10:30 a.m. Jim O'Brien
 10:40 a.m. Bill Self
 10:50 a.m. Player of the Week (if available)

- Bauer scored in double figures for the third straight game, the fifth time in six games this season and the 37th time in his career.
- Maurice Hargrow has reached double figure points in all six games this season and seven times in his career.
- Hargrow played a career-high 42 minutes.
- Rickert played a career-high 39 minutes.
- Hargrow made a career-high three three-point field goals.
- Kevin Burleson tied a career-high with three blocks.
- Jerry Holman scored in double figures for the fourth straight game and the 15th time in his career. Minnesota is 12-3 when Holman reaches double figures.
- Holman blocked a career-high five shots. He is averaging 3.7 per game over the last four contests.

RICKERT BOUNCES BACK FROM THE FLU

Sophomore All-America candidate Rick Rickert missed the first game of his college career last Friday vs. Bethune Cookman. Rickert became ill before the game and could not go vs. the Wildcats due to the flu. He was still feeling the effects at Nebraska two days later. Rickert was scoreless for the first time in his career and played only 17 minutes in the Gophers' 80-60 loss.

On Tuesday, Rickert bounced back in a big way vs. Arkansas-Little Rock, scoring 25 points and grabbing seven boards in the Gophers' overtime victory.

MOE BETTER

Sophomore guard/forward Maurice "Moe" Hargrow has burst onto the scene this season. Hargrow averaged 10.0 minutes and 3.6 points per game last season, but this season, as Moe's minutes has increased, so has the production. He has scored in double figures in the first six games of the season and is second on the team in scoring with 14.8 points per game. Hargrow has matched or set a career-high in each game thus far this season. Against Arkansas-Little Rock, he played a career-high 42 minutes.

In the first game of the year, he set career highs for points (21), field goals made (6), field goal attempts (14), free throw attempts (14) and free throws made (8) against UNC Asheville. Against Georgia, he led the team with 15 points and a career-high eight rebounds and set a career-high with 32 minutes. While battling the flu vs. Georgia Tech, he played a career-high 36 minutes. He matched the eight-rebound career high vs. Bethune Cookman and led the team again with 15 points at Nebraska.

MONSON MILESTONES

With the victory over Georgia, Dan Monson reached the 50-victory mark in his three-plus seasons in Golden Country. He becomes the eighth coach in Golden Gopher history to win 50 games. In addition, Monson will coach in his 100th game as Gopher head coach against Texas Tech on Dec. 28.

GOLDEN GOPHERS IN THE POLLS

Minnesota dropped from No. 17 to No. 25 in

A LOOK AHEAD

AT OREGON

December 22 • 2 p.m. • McArthur Court

Series vs. Minnesota . . . Minnesota leads 5-2
Head Coach Ernie Kent
Top Players . . . Luke Ridnour (21.2 ppg, 4.2 rpg)
 Luke Jackson (18.4 ppg, 7.4 rpg)
Media Relations Contact Greg Walker
Email gswalker@oregon.uoregon.edu
Office Phone (541) 346-2252
Fax (541) 346-5449
Website www.goducks.com

TEXAS TECH

December 28 • 1 p.m. • Williams Arena

Series vs. Minnesota Series tied 1-1
Head Coach Bob Knight
Top Players Andre Emmett
 Kasib Powell
Media Relations Contact Randy Farley
Email randy.farley@ttu.edu
Office Phone (806) 742-7600
Fax (806) 742-7414
Website www.texastech.com

this week's ESPN/USA Today Coaches poll.

This is the fifth consecutive week the Gophers have been ranked in the Coaches Poll. Minnesota achieved its highest ranking of the season and under Dan Monson in the poll released on Dec. 2.

The Golden Gophers were ranked 24th in the preseason ESPN/USA Today Coaches Poll.

The Golden Gophers dropped out of the AP poll the week of Dec. 9, but are the top team receiving votes.

Minnesota was ranked 24th in the preseason AP poll. The preseason AP ranking is the first ranking of any kind for the Gophers since March 1, 1999, when they were ranked No. 23. The Gophers have been listed in the preseason poll 10 times since the 1961-62 season. This is the first preseason ranking since before the 1996-97 season, when Minnesota was ranked 22nd.

RICKERT TABBED PRESEASON BIG TEN POY

Sophomore Rick Rickert was named by the Big Ten coaches as their favorite for Big Ten Player of the Year. The 6-10 forward has already been named to the preseason Naismith list and honored as a preseason Playboy All-American for the 2002-03 campaign. Rickert was a Second Team All-Big Ten choice last season after becoming the first Minnesota player to be named the Big Ten Freshman of the Year. As a freshman, Rickert led the Gophers with 14.2 points per game last season and increased that total to 15.5 points in conference games, where he ranked fourth in the Big Ten.

Both the coaches and the conference media agreed on the Preseason All-Big Ten team, as Brian Cook from Illinois and Rickert were joined by Indiana's Tom Coverdale, Ohio State's Brent Darby and Wisconsin's Kirk Penney.

CAREER RECORDS

Three-Point Field Goals

| Player (Seasons) | 3-FG |
|--------------------------------------|------------|
| 1. Sam Jacobson ('95-98) | 173 |
| 2. Voshon Lenard ('92-93) | 137 |
| 3. Quincy Lewis ('95-99) | 127 |
| 4. Kevin Lynch ('88-91) | 117 |
| 5. Kevin Burleson ('99-pres.) | 116 |
| 6. Terrance Simmons ('98-'01) | 108 |
| 7. Arriel McDonald ('91-94) | 100 |
| 8. Townsend Orr ('92-94) | 96 |
| 9. Michael Bauer ('99-pres.) | 89 |
| 10. Willie Burton ('87-90) | 82 |

Three-Point Field Goal Attempts

| Player (Seasons) | 3-FGA |
|---------------------------------------|------------|
| 1. Sam Jacobson ('95-98) | 474 |
| 2. Voshon Lenard ('92-93) | 369 |
| Quincy Lewis ('95-99) | 369 |
| 4. Kevin Burleson (2000-pres.) | 357 |
| 5. Arriel McDonald ('91-94) | 315 |
| 6. Terrance Simmons ('98-'01) | 304 |
| 7. Kevin Lynch ('88-91) | 298 |
| 8. Townsend Orr ('92-94) | 272 |
| 9. Michael Bauer ('99-pres.) | 231 |
| 10. Willie Burton ('87-90) | 217 |

Three-Point Field-Goal Pct.

minimum 80 attempts

| Player (Seasons) | Pct. (FG-FGA) |
|-------------------------------------|----------------------|
| 1. Ray Gaffney ('86-89) | .450 (50-111) |
| 2. Travarus Bennett ('00-02) | .422 (57-135) |
| 3. Tim Hanson ('85-88) | .419 (49-117) |
| 4. Rick Rickert ('01-pres.) | .398 (51-128) |
| 5. Kevin Lynch ('88-91) | .393 (117-298) |
| 6. Kim Zurcher ('87-88) | .390 (57-146) |
| 7. Michael Bauer ('99-pres.) | .385 (89-231) |
| 8. Willie Burton ('87-90) | .378 (82-217) |
| 9. Voshon Lenard ('92-93) | .371 (137-369) |
| 10. Sam Jacobson ('95-98) | .365 (173-474) |

Assists

| Player (Seasons) | Assists |
|--------------------------------------|------------|
| 1. Arriel McDonald ('91-94) | 547 |
| 2. Marc Wilson ('83-86) | 375 |
| 3. Melvin Newbern ('88-90) | 369 |
| 4. Kevin Burleson ('99-pres.) | 320 |
| 5. Kevin Lynch ('88-90) | 301 |
| 6. Ray Williams ('76-77) | 296 |
| 7. Phil "Flip" Saunders ('74-77) | 295 |
| 8. Terrence Simmons ('98-01) | 285 |
| 9. Osborne Lockhart ('75-78) | 268 |
| 10. Darryl Mitchell ('79-82) | 247 |

Steals

| Player (Seasons) | Steals |
|---------------------------------------|------------|
| 1. Melvin Newbern ('87-90) | 215 |
| 2. Quincy Lewis ('96-99) | 179 |
| 3. Arriel McDonald ('91-94) | 163 |
| 4. Trent Tucker ('79-82) | 153 |
| Darryl Mitchell ('79-82) | 153 |
| 6. Marc Wilson ('83-86) | 138 |
| 7. Voshon Lenard ('92-93) | 134 |
| 8. Kevin Lynch ('88-91) | 127 |
| 9. Townsend Orr ('92-94) | 118 |
| 10. Kevin Burleson ('99-pres.) | 116 |

GOPHERS PICKED SECOND BY CONFERENCE COACHES

Minnesota was picked to finish second in the Big Ten this season, according to a preseason poll by the conference head coaches. Michigan State was chosen as the preseason Big Ten favorite by the Conference coaches and members of media attending Big Ten Basketball Media Day.

In the coaches' voting, the Spartans were followed by Minnesota and Indiana tied for second. In the media poll, Indiana was slotted second as another defending League champion, Illinois, was chosen for third place.

RICKERT NAMED NAISMITH FINALIST

Sophomore forward Rick Rickert leads the list of pre-season candidates for the Naismith College Basketball Player of the Year Award. Rickert, a sophomore forward, was named Big Ten Freshman of the Year last season and has been named a preseason All-American by Playboy and Basketball News.

The Naismith Awards program, now in its 35th year, honors the outstanding college basketball players in the United States. The awards program was founded by the Atlanta Tipoff Club, an organization dedicated to recognizing the achievements of student-athletes in basketball.

The candidates were selected by a vote of a Board of Selectors comprised of leading basketball coaches, journalists and basketball analysts. Members of the board were asked to name top male and female players who are most likely to be in contention for the award.

Minnesota women's basketball player Lindsay Whalen was named one of the 30 women's candidates for the award.

Following is the list of male candidates for the Naismith Award: Mario Austin, Mississippi State; Troy Bell, Boston College; Steve Blake, Maryland; Keith Bogans, Kentucky; Matt Bonner, Florida; Nick Collison, Kansas; Brian Cook, Illinois; Erwin Dudley, Alabama; Chris Duhon, Duke; Andre Emmett, Texas Tech; T.J. Ford, Texas; Reece Gaines, Louisville; Jason Gardner, Arizona; Jarvis Hayes, Georgia; Kirk Hinrich, Kansas; Josh Howard, Wake Forest; Jason Kapono, UCLA; Brandin Knight, Pittsburgh; Chris Marcus, Western Kentucky; Brett Nelson, Florida; Hollis Price, Oklahoma; Darius Rice, Miami; Rick Rickert, Minnesota; Luke Ridnour, Oregon; Mike Sweetney, Georgetown; Chris Thomas, Notre Dame; Dwayne Wade, Marquette; Luke Walton, Arizona; Travis Watson, Virginia; David West, Xavier.

BURLESON MOVING UP CAREER CHARTS

With 10 assists vs. Georgia Tech, senior guard Kevin Burleson moved into fourth place on the all-time assists list. Currently, Burleson has 320 career assists. Melvin Newbern stands in third place with 369 career assists.

Burleson was fourth in the Big Ten overall last season with 146 assists and finished fifth in conference games with 68 dishes. Burleson was second in the Big Ten in all games with a 2.52 assist-to-turnover ratio (146 asst. vs. 58 TOs). Burleson

WHAT'S BACK

Here's a look at the percentage of scoring, rebounding and assists that Big Ten teams have returning from last year's teams. Stats are in order of last season's conference finish.

| TEAM | PTS | REB | ASST |
|------------------|-------------|-------------|-------------|
| Ohio State | 55.9 | 66.6 | 50.5 |
| Illinois | 42.4 | 52.1 | 41.5 |
| Indiana | 55.2 | 58.0 | 65.0 |
| Wisconsin | 72.1 | 68.2 | 52.3 |
| Michigan State | 76.6 | 92.7 | 63.0 |
| Minnesota | 60.1 | 59.2 | 66.9 |
| Northwestern | 67.9 | 63.2 | 55.2 |
| Iowa | 30.5 | 41.3 | 56.8 |
| Purdue | 51.4 | 54.5 | 68.1 |
| Michigan | 73.1 | 70.8 | 71.0 |
| Penn State | 71.7 | 67.7 | 70.1 |

finished 11th overall with 1.39 steals per game. "KB" also has moved into the top 10 in career steals. Currently, Burleson has 116 career steals, and is in 10th place. Townsend Orr is in ninth with 118 career thefts. Burleson will also move up the three-point field goals list this season. He now has 116 career three pointers and is in fifth place, one behind Kevin Lynch.

BAUER HITS FROM LONG RANGE

Junior Michael Bauer anticipates to make a major move in the three-point field goal career lists this season. The 6-8 forward finally had his first offseason without surgery and was able to work on his game and overall strength during the summer. After the game-winning three vs. Georgia, Bauer moved into ninth place in three-point field goals made. He has 89 career threes. Townsend Orr is in eighth place with 96 threes. Bauer is ninth in three-point field goal attempts (231) and is seventh in three point field goal percentage (.385).

THE BOY WITH TWO NUMBERS

Sophomore forward Rick Rickert will wear two different numbers again this season depending on the color of his jersey. Gold jersey (home) #1. Maroon jersey (road) #4. Why? His first choice for a number was #14. Lou Hudson was #14 and that jersey is retired. His second choice? #44. Kevin McHale wore #44 and that's also in the Williams Arena rafters. So, Rickert gets the best of both worlds.

GOLDEN GOPHERS ARE BACK ON TELEVISION

Twenty-three of the 27 regular season games will be televised this season, an increase of eight games from last year. Along with seven nationally-televised games, Golden Gopher fans can catch all the basketball action on KSTP-TV (Channel 5) or KSTC-TV (Channel 45).

Eleven games, nine of which are Big Ten contests, will be shown on KSTC-Ch. 45. Five more, including three Big Ten weekends, will be broadcast on KSTP-Ch. 5, the Minneapolis-St. Paul ABC affiliate. All games broadcast by KSTC or KSTP will be produced by ESPN Regional and can be purchased from your satellite provider.

TV/RADIO

"IN THE PAINT" SHOW

Fox Sports North will be the home of the "In the Paint" show, a half-hour show dedicated to Golden Gopher basketball. The program is hosted by Marney Gellner and features head coach Dan Monson and Golden Gopher players. The show will air on Monday nights 16 times during the season starting on Dec. 2 and running through March 17, 2003. Following is a list of show times and dates.

"In The Paint" on Fox Sports Net North

| Date | Show Time |
|---------|-----------|
| Dec. 2 | 7 p.m. |
| Dec. 9 | 7 p.m. |
| Dec. 16 | 7 p.m. |
| Dec. 23 | 7 p.m. |
| Dec. 30 | 5:30 p.m. |
| Jan. 6 | 5:30 p.m. |
| Jan. 13 | 5:30 p.m. |
| Jan. 20 | 7 p.m. |
| Jan. 27 | 5:30 p.m. |
| Feb. 3 | 7 p.m. |
| Feb. 10 | 5:30 p.m. |
| Feb. 17 | 7 p.m. |
| Feb. 24 | 7 p.m. |
| Mar. 3 | 7 p.m. |
| Mar. 10 | 7 p.m. |
| Mar. 17 | 5:30 p.m. |

WCCO RADIO AM 830

WCCO Radio has been broadcasting Golden Gopher basketball since the 1930s. The latest agreement extends that relationship through the 2005-06 academic year. The contract also calls for extended pre-game and post-game coverage. Basketball's pre-game and post-game shows will run at least one half hour in length. Those shows will feature interviews with head coach Dan Monson, assistant coaches and Golden Gopher players.

Golden Gopher Radio Network

| Market | Station | Freq. | Watts |
|---------------|---------|-------|-------|
| Albert Lea | KATE AM | 1450 | 1000 |
| Austin | KAUS AM | 1480 | 1000 |
| Detroit Lakes | KDLM AM | 1340 | 1000 |
| Duluth | KDAL AM | 610 | 5000 |
| Fargo, ND | KFGO AM | 790 | 5000 |
| Marshall | KMHL AM | 1400 | 1000 |
| Owatonna | KRFO AM | 1390 | 500 |
| Rochester | KROC AM | 1340 | 1000 |
| St. Cloud | KXSS AM | 1390 | 2500 |
| Windom | KDOM AM | 1580 | 1000 |
| Windom | KDOM FM | 94.3 | 6000 |
| Winona | KWNO AM | 1230 | 1000 |

Ask your satellite provider for the ESPN "Full Court" package and anyone across the country can see Golden Gopher basketball all season long.

THE FABULOUS BURLESON BROTHERS

Senior guard Kevin Burleson comes from a very athletic family. His father, Al, played professional football for the L.A. Rams, New Orleans Saints and in the CFL. His older brother, Alvin, played football for the Washington Huskies. KB is headed into the record books in numerous statistical categories at the University of Minnesota and now, his younger brother, Nate, is making a name for himself as one of the top wide receivers in the nation at the University of Nevada. Nate is a finalist for the Biletnikoff award and finished the season leading the nation in receptions per game and was second in receiving yards. He broke WAC single-season record for receptions after a 19-catch game at UTEP.

GOPHERS INK WASHINGTON AND WOOLRIDGE TO LETTERS OF INTENT

The Golden Gopher program signed two student-athletes to national letters of intent during the fall signing period. Wesley Washington and Kerry Woolridge will be eligible to begin play for the Golden Gophers in the 2003-04 season.

Washington, a 6-3 guard from Santa Ana, Calif., is a consensus top 100 recruit from Mater Dei High School. As a junior, Washington was named the Player of the Year in the California Interscholastic Federation after leading Mater Dei to a No. 19 final national ranking. Washington became the second non-senior to be named Player of the Year, the other being Miles Simon, in CIF history. He averaged 16.5 points per game and scored 24 points to lead Mater Dei over Oak Hill (Va.), ending Oak Hill's win streak. This season, Mater Dei is ranked as the No. 1 high school team in the country by some publications.

Washington, rated as the No. 48 player in the country by PrepStars.com, is a high honorable mention All-American by Street & Smith's and a top 100 rising senior by Lindy's. Washington scored a team-high 33 points and was named MVP in the Gym Rats Midnight Madness Game earlier this fall in Cherry Hill, N.J. The national all-star game featured several of the top high school prospects in the nation.

"We think Wesley can come in and make an immediate impact on our program," said head coach Dan Monson. "He is very athletic and can play both guard positions. He is the leader of one of the best high school teams in the country and knows how to win. You can't teach that."

Woolridge, a 6-7 small forward from San Leandro, Calif., is rated the 14th-best small forward in the West by prepwesthoops.com. He was also ranked as one of the top 200 players in the country by Athlon. During the summer, Woolridge was named to the all-tournament team at the Desert Shootout in Las Vegas. Woolridge averaged 15 points and seven rebounds as a high school junior and was named all-league in 2001.

"We believe Kerry has a big upside," Monson

said. "He is a player that will get better and better the older he gets and the more he plays. He is a very good athlete who will be able to play both forward positions."

75TH ANNIVERSARY OF WILLIAMS ARENA

The University of Minnesota Intercollegiate Athletics Department will celebrate the 75th Anniversary of historic Williams Arena during home men's and women's basketball games this season. There will be a celebratory weekend on February 1-2, commemorating the first game played in Williams Arena. The men's team plays Michigan on Feb. 1 and the women's team hosts Northwestern on Feb. 2. The first game in Williams Arena was played on February 13, 1928.

Fans are invited to share their best memory of "The Barn" on www.gophersports.com. The top 10 memories of Williams Arena will be shared during the celebratory weekend. More information regarding ticket specials, special guests and other events will be forthcoming throughout the Golden Gopher basketball season.

BARN MAGIC

The Golden Gophers hold one of the best home-court advantages in college basketball with a 627-244 (.720) record in beloved Williams Arena. Under Monson, the Gophers have posted a 43-13 (.768) record at home.

Nicknamed "the Barn", Williams Arena was named the sixth-best college basketball arena in the country by CBS Sportsline in 2001. As noted in the *Street & Smith's Sports Business Journal*, Williams Arena is tied for the fifth-oldest Division I Basketball Arenas.

Oldest Division I Basketball Arenas

1. Fordham University, Rose Hill Gymnasium
Opened - 1925
(cap. 3,470)
2. Harvard University, Ray Lavietes Pavilion
Opened - 1926 (cap. 2,195)
2. University of Oregon, McArthur Court
Opened - 1926
(cap. 9,738)
4. University of Pennsylvania, The Palestra
Opened - 1927 (cap. 8,700)
5. **University of Minnesota, Williams Arena**
Opened - 1928 (cap. 14,625)
5. Butler University, Hinkle Fieldhouse
Opened - 1928
(cap. 11,043)

RECORD WHEN...

| | |
|---|--------|
| Home | 5-0 |
| Away | 0-1 |
| Neutral | 0-0 |
| Nonconference | 5-1 |
| Conference | 0-0 |
| | |
| Leading at half | 3-0 |
| Trailing at half | 2-1 |
| Tied at half | 0-0 |
| | |
| Leading with 5:00 left | 2-0 |
| Trailing with 5:00 left | 1-1 |
| Tied with 5:00 left | 1-0 |
| | |
| Shooting 50% or better from the field | 0-0 |
| Shooting less than 50% from the field | 5-1 |
| Opp. shoot 50% or better from the field | 0-0 |
| Opp. shoot less than 50% from the field | 5-1 |
| | |
| Make more 3s than opponent | 3-0 |
| Opponent makes more 3s | 1-1 |
| 3s are equal | 1-0 |
| | |
| More FT attempts than opponent | 4-0 |
| Opponent had more FT attempts | 1-1 |
| FT attempts are equal | 0-0 |
| | |
| Outrebound opponent | 1-0 |
| Outrebounded by opponent | 4-1 |
| Rebounds are equal | 0-0 |
| | |
| Fewer turnovers than opponent | 4-0 |
| More turnovers than opponent | 0-1 |
| Turnovers are equal | 1-0 |
| | |
| Bench outscores opponent's bench | 3-1 |
| Opponent's bench outscores MN bench | 2-0 |
| Bench points are equal | 0-0 |
| | |
| Score 70 points or more | 4-0 |
| Score fewer than 70 points | 1-1 |
| Hold opponent for less than 70 points | 3-0 |
| Opponent scores 70 points or more | 2-1 |
| | |
| Games decided by 1-5 points | 3-0 |
| Games decided by 6-10 points | 1-0 |
| Games decided by 11-15 points | 0-0 |
| Games decided by more than 15 points | 1-1 |
| | |
| November | 2-0 |
| December | 3-1 |
| January | 0-0 |
| February | 0-0 |
| March | 0-0 |
| | |
| On ESPN or ESPN2 | 1-0 |
| On ESPN Regional | 3-1 |
| On CBS | 0-0 |
| | |
| Miscellaneous Stats | |
| Current streak | Won 1 |
| Homecourt streak | Won 5 |
| Neutral streak | Lost 1 |
| Road streak | Lost 1 |
| | |
| When Rickert scores 20 (career) | 8-0 |
| When Holman scores in double figures (career) | 12-3 |

2002-03 STARTING LINEUPS

| Games | Forward | Forward | Center | Guard | Guard | Record |
|----------|---------|---------|--------|---------|----------|--------|
| 1 | Rickert | Bauer | Holman | Johnson | Burleson | 1-0 |
| 2-3, 5-6 | Rickert | Hargrow | Holman | Johnson | Burleson | 3-1 |
| 4 | Bauer | Hargrow | Holman | Johnson | Burleson | 1-0 |

MISCELLANEOUS STATISTICS

| ATTENDANCE | G | Total | Average |
|------------|---|--------|---------|
| Home | 4 | 49,704 | 12,426 |
| Away | 1 | 8,162 | 8,162 |
| Neutral | | | |
| Total | 5 | 57,866 | 11,573 |

DOUBLE-FIGURE REBOUNDS

| | |
|-------------|---|
| Ben Johnson | 1 |
|-------------|---|

DOUBLE-FIGURE ASSISTS

| | |
|----------------|---|
| Kevin Burleson | 1 |
|----------------|---|

GAMES MISSED DUE TO INJURY/ILLNESS

| | |
|--------------|---|
| Brent Lawson | 1 |
| Rick Rickert | 1 |

FOULED OUT

| | |
|--------------|---|
| Jerry Holman | 2 |
| Stan Gaines | 1 |

DUNK -O- METER

| | |
|---------------|---|
| Jerry Holman | 9 |
| Michael Bauer | 1 |
| Rick Rickert | 1 |

DOUBLE-DOUBLES

DOUBLE-FIGURE SCORING

| | |
|-----------------|---|
| Maurice Hargrow | 6 |
| Michael Bauer | 5 |
| Jerry Holman | 4 |
| Rick Rickert | 4 |
| Ben Johnson | 2 |
| Kevin Burleson | 1 |

20-POINT GAMES

| | |
|-----------------|---|
| Rick Rickert | 2 |
| Maurice Hargrow | 1 |
| Michael Bauer | 1 |
| Jerry Holman | 1 |

2002-03 GOLDEN GOPHER ROSTER

| NO | NAME | POS | HT | WT | YR | PPG | RPG | NOTE |
|-----|-----------------|-----|------|-----|----|------|-----|---|
| 1/4 | Rick Rickert* | F | 6-11 | 216 | SO | 16.0 | 5.8 | bounced back from the flu with 25 pts. vs. UALR |
| 3 | Aaron Robinson | G | 5-10 | 165 | SO | 1.0 | 0.0 | scored 3 pts. vs. UALR |
| 5 | Wade Hokenson | G | 5-9 | 170 | JR | 0.5 | 0.5 | walk-on |
| 11 | Maurice Hargrow | G/F | 6-4 | 193 | SO | 14.8 | 6.2 | six straight games in double figures |
| 12 | Kevin Burleson | G | 6-3 | 185 | SR | 5.3 | 3.2 | leads Big Ten in assists at 6.7 per game |
| 15 | Aliou Kane | C | 6-9 | 230 | FR | - | - | redshirting this season |
| 21 | Stan Gaines | F | 6-7 | 230 | FR | 3.0 | 3.3 | fouled out vs. Nebraska |
| 22 | Ben Johnson | G | 6-3 | 185 | JR | 7.5 | 5.0 | best game as a Gopher with 14 pts. vs. UALR |
| 24 | Tyree Bolden | F | 6-5 | 186 | JR | 2.0 | 0.5 | walk-on |
| 31 | Steve Esselink | F | 6-6 | 195 | JR | 3.3 | 1.0 | 8 points in 13 minutes vs. Beth. Cook |
| 32 | Adam Boone | G | 6-2 | 200 | JR | - | - | redshirting after transferring from UNC |
| 34 | Brent Lawson | G/F | 6-4 | 200 | SO | 1.7 | 0.3 | played last 3 games after injury |
| 35 | Randy Chall | F | 6-5 | 215 | JR | 0.0 | 0.0 | walk-on |
| 40 | Jerry Holman | F/C | 6-10 | 225 | SR | 12.3 | 6.2 | career-high five blocks vs. UALR |
| 41 | Michael Bauer | F | 6-8 | 220 | JR | 12.3 | 3.7 | double figures in 3 straight games |
| 42 | Jeff Hagen | C | 6-11 | 265 | SO | 1.7 | 1.8 | played 16 min. vs. Beth. Cook |
| 54 | Roye Arie | F | 6-9 | 270 | FR | - | - | walk-on |
| 55 | Matt Smriga | F | 6-8 | 255 | SO | 0.0 | 1.0 | saw first action vs. Beth. Cook |

* Number of letters earned

MICHAEL BAUER

41 Forward • Jr. • 6-8 • 220 • Hastings, Minn. • Hastings HS

Last Two Games: Had 11 points, four boards and tied a career-high with four assists vs. Arkansas-Little Rock (12/10) • had 17 points, seven rebounds and four blocks at Nebraska (12/8).

Notable: Led team with 19 points, on 8-of-17 shooting, with five boards, three assists, three blocks and two steals vs. Bethune Cookman (12/6) • hit game-winning three pointer as time expired vs. Georgia (11/30) • had 10 points and two boards vs. UGA • scored 20 points on 5-of-8 shooting, 3-of-5 from three-point land and 7-of-10 from the line in 33 minutes vs. UNC Asheville (11/24).

Milestones: Ninth in career three-point field goals with 89 • 9th in career three point attempts with 231 • scored his 500th career point at Penn State on Feb. 23 • set school season record for three-point field goal percentage with a .415 mark (34-82) in 2001 • has scored in double figures five times this season and 37 times in his career • has recorded double-digit rebounds in two games during his career.

CAREER HIGHS

Minutes: 35 vs. Georgia (11/19/00)
Points: 21 vs. Georgia (11/19/00)
FG Attempts: 17 vs. Bethune Cookman (12/6/02)
FG Made: 8 vs. UNC Asheville (11/21/01)
FT Attempts: 10 vs. UNC Asheville (11/24/02)
FT Made: 7 - three times; last vs. UNC Asheville (11/24/02)
3-Point FG Attempts: 9 at Wake Forest (11/27/01)
3-Point FG Made: 5 vs. Indiana (1/20/01)
Rebounds: 12 vs. Morris Brown (12/4/00)
Assists: 4 - four times; last vs. UALR (12/10/02)
Steals: 3 vs. Maryland-Eastern Shore (12/13/01)
Blocks: 4 - four times; last at Nebraska (12/8/02)

2002-03 GAME-BY-GAME

| Opponent (Date) | Start | Min. | Fg-Fa | 3g-3a | Ftm-Fta | O-D/T | Pf.Asst. | To. | Blk. | Stl. | Pts. |
|------------------------|-------|------|-------|-------|---------|-------|----------|------|------|------|------|
| UNC Asheville (11/24) | Y | 33 | 5-8 | 3-5 | 7-10 | 2-1/3 | 3 1 2 2 | 1 1 | 0 | 20 | |
| Georgia (11/30) | N | 19 | 4-7 | 2-4 | 0-0 | 1-1/2 | 1 1 2 1 | 1 1 | 0 | 10 | |
| Georgia Tech (12/4) | N | 23 | 0-3 | 0-1 | 0-0 | 0-1/1 | 0 1 0 3 | 0 0 | 0 | 0 | |
| Bethune Cookman (12/6) | Y | 27 | 8-17 | 2-6 | 1-3 | 2-3/5 | 3 3 0 3 | 2 2 | 19 | | |
| at Nebraska (12/8) | N | 27 | 4-13 | 2-8 | 4-5 | 4-3/7 | 2 3 2 4 | 0 14 | | | |
| Arkansas-LR (12/10) | N | 27 | 3-9 | 1-5 | 4-4 | 0-4/4 | 1 4 1 1 | 0 11 | | | |

2001-02 GAME-BY-GAME

| Opponent (Date) | Start | Min. | Fg-Fa | 3g-3a | Ftm-Fta | O-D/T | Pf.Asst. | To. | Blk. | Stl. | Pts. |
|--------------------------|-------|--------------|--------------------|---------------|--------------|------------------|--------------------|---------------|------|------|------|
| Mercer (11/17) | Y | 25 | 7-16 | 3-8 | 1-3 | 4-4/8 | 2 1 1 1 | 1 18 | | | |
| UNC Asheville (11/21) | Y | 26 | 8-12 | 2-3 | 1-1 | 1-1/2 | 2 3 0 1 | 0 19 | | | |
| E. Washington (11/24) | Y | 24 | 6-9 | 2-4 | 3-4 | 0-2/2 | 1 0 2 1 | 1 17 | | | |
| at Wake Forest (11/27) | Y | 26 | 4-14 | 3-9 | 0-0 | 2-3/5 | 3 0 2 0 | 0 11 | | | |
| UT-Pan American (12/1) | Y | 29 | 3-6 | 1-3 | 6-6 | 1-3/4 | 2 1 1 2 | 0 13 | | | |
| UNC-Wilmington (12/4) | Y | 31 | 0-7 | 0-2 | 3-4 | 3-5/5 | 2 1 2 2 | 0 3 | | | |
| at Georgia (12/7) | Y | 22 | 1-7 | 0-5 | 0-0 | 2-2/4 | 1 1 2 2 | 1 2 | | | |
| Oregon (12/10) | Y | 24 | 1-7 | 0-3 | 0-0 | 3-4/7 | 2 0 0 1 | 0 2 | | | |
| Maryland-ES (12/13) | Y | 19 | 5-8 | 2-3 | 3-5 | 0-2/2 | 4 3 1 1 | 3 15 | | | |
| Nebraska (12/22) | Y | 25 | 5-10 | 3-8 | 2-2 | 0-4/4 | 2 3 1 3 | 1 15 | | | |
| at Texas Tech (12/30) | N | 21 | 2-5 | 0-3 | 2-2 | 1-5/6 | 5 0 2 0 | 0 6 | | | |
| at Illinois (1/2) | Y | 29 | 6-13 | 1-3 | 3-4 | 1-3/4 | 3 1 3 1 | 2 16 | | | |
| Michigan State (1/5) | Y | 33 | 4-9 | 3-6 | 1-3 | 1-2/3 | 2 3 1 4 | 0 12 | | | |
| Michigan (1/9) | Y | 27 | 6-8 | 2-2 | 1-2 | 1-6/7 | 0 2 3 2 | 0 15 | | | |
| at Purdue (1/12) | Y | 22 | 2-4 | 0-1 | 0-0 | 1-2/3 | 1 3 2 0 | 1 4 | | | |
| at Wisconsin (1/16) | Y | 33 | 3-6 | 1-3 | 0-0 | 2-5/7 | 3 1 4 2 | 1 7 | | | |
| at Michigan (1/19) | Y | 30 | 7-15 | 3-7 | 0-0 | 1-1/2 | 2 2 3 0 | 0 17 | | | |
| Ohio State (1/26) | N | 16 | 2-7 | 1-4 | 1-2 | 0-0/0 | 1 0 1 0 | 0 6 | | | |
| Penn State (1/30) | N | 19 | 5-8 | 0-2 | 2-2 | 0-2/2 | 1 3 2 0 | 1 12 | | | |
| Indiana (2/2) | N | 14 | 4-6 | 3-4 | 0-0 | 0-0/0 | 3 2 1 1 | 0 11 | | | |
| at Iowa (2/9) | N | 12 | 3-7 | 2-5 | 2-2 | 0-0/0 | 2 0 2 0 | 1 10 | | | |
| at Northwestern (2/13) | N | 16 | 2-6 | 0-2 | 0-0 | 2-1/3 | 4 0 0 0 | 0 4 | | | |
| Wisconsin (2/16) | N | 19 | 3-4 | 1-2 | 0-0 | 0-5/5 | 1 0 2 0 | 0 7 | | | |
| at Michigan State (2/21) | N | 27 | 0-6 | 0-2 | 0-0 | 1-1/2 | 3 1 0 1 | 0 0 | | | |
| at Penn State (2/23) | N | 23 | 3-10 | 2-6 | 2-2 | 3-2/5 | 0 1 0 1 | 0 10 | | | |
| Northwestern (2/27) | N | 20 | 6-6 | 3-3 | 2-2 | 1-3/4 | 2 1 1 0 | 0 17 | | | |
| Illinois (3/3) | N | 24 | 4-10 | 2-5 | 0-0 | 1-2/3 | 1 0 1 0 | 1 10 | | | |
| vs. Penn State (3/7) | N | 18 | 0-7 | 0-3 | 0-0 | 0-2/2 | 2 1 0 0 | 2 0 | | | |
| vs. Illinois (3/8) | N | 21 | 0-4 | 0-1 | 2-3 | 0-4/4 | 2 1 1 0 | 0 2 | | | |
| New Mexico (3/13) | N | 15 | 3-6 | 0-0 | 1-1 | 1-3/4 | 4 4 1 0 | 1 7 | | | |
| Richmond (3/18) | N | 15 | 1-3 | 0-2 | 0-0 | 0-1/1 | 2 1 1 0 | 0 2 | | | |
| Totals | | 16/31 | 705-106-246 | 40-114 | 38-50 | 33-77/110 | 65 40 43 26 | 17 290 | | | |

2000-01 GAME-BY-GAME

| Opponent (Date) | Start | Min. | Fg-Fa | 3g-3a | Ftm-Fta | O-D/T | Pf.Asst. | To. | Blk. | Stl. | Pts. |
|--------------------------|-------|--------------|-------------------|--------------|--------------|-----------------|--------------------|---------------|------|------|------|
| UNCG (11/17) | Y | 33 | 2-6 | 1-2 | 2-2 | 3-3/6 | 2 2 2 1 | 0 7 | | | |
| Georgia (11/19) | Y | 35 | 6-12 | 2-5 | 7-8 | 1-2/3 | 4 2 0 1 | 0 21 | | | |
| vs. Hawaii Pac (11/24) | Y | 26 | 1-6 | 0-1 | 3-4 | 2-4/6 | 2 0 1 1 | 0 5 | | | |
| vs. TCU (11/25) | N | 13 | 0-4 | 0-1 | 0-0 | 0-0/0 | 0 0 2 1 | 0 0 | | | |
| vs. Georgetown (11/26) | N | 21 | 6-13 | 3-6 | 2-3 | 1-2/3 | 5 0 0 1 | 0 17 | | | |
| at Florida State (11/29) | N | 20 | 3-6 | 2-2 | 0-0 | 1-0/1 | 4 1 1 1 | 2 8 | | | |
| Morris Brown (12/4) | Y | 31 | 5-12 | 1-2 | 0-0 | 4-8/12 | 1 1 0 3 | 0 11 | | | |
| at Marquette (12/7) | N | 28 | 6-14 | 2-8 | 0-0 | 3-7/10 | 4 4 2 1 | 2 14 | | | |
| Bethune Cook (12/9) | Y | 28 | 5-11 | 1-3 | 7-8 | 1-5/6 | 2 2 0 1 | 0 18 | | | |
| La Tech (12/12) | N | 18 | 4-6 | 1-3 | 1-1 | 0-2/2 | 2 2 2 2 | 2 10 | | | |
| Dartmouth (12/22) | Y | 27 | 2-7 | 1-2 | 2-3 | 2-3/5 | 2 1 3 2 | 1 7 | | | |
| Nebraska (12/28) | N | 34 | 5-13 | 1-6 | 3-5 | 3-5/8 | 3 4 0 4 | 0 14 | | | |
| Centenary (12/30) | Y | 21 | 4-7 | 2-4 | 2-5 | 2-1/3 | 0 0 4 2 | 2 12 | | | |
| at Illinois (1/3) | Y | 24 | 4-7 | 2-4 | 0-0 | 0-1/1 | 2 2 2 1 | 2 10 | | | |
| Wisconsin (1/6) | Y | 27 | 4-7 | 3-5 | 0-0 | 2-6/8 | 4 3 5 0 | 1 11 | | | |
| at Ohio State (1/13) | Y | 32 | 4-10 | 3-7 | 4-4 | 0-3/3 | 2 1 0 1 | 1 15 | | | |
| Purdue (1/17) | Y | 28 | 4-11 | 2-7 | 2-4 | 1-5/6 | 1 2 1 1 | 0 12 | | | |
| Indiana (1/20) | N | 33 | 7-12 | 5-8 | 0-0 | 0-1/1 | 4 0 2 3 | 2 19 | | | |
| Iowa (1/24) | Y | 28 | 2-8 | 0-2 | 1-3 | 1-2/3 | 2 0 1 1 | 0 5 | | | |
| at Purdue (1/27) | Y | 20 | 5-11 | 2-4 | 0-0 | 3-5/8 | 1 2 1 0 | 2 12 | | | |
| Totals | | 13/20 | 527 79-183 | 34-82 | 36-50 | 30-65/95 | 47 29 25 30 | 17 228 | | | |

1999-2000 GAME-BY-GAME

| Opponent (Date) | Start | Min. | Fg-Fa | 3g-3a | Ftm-Fta | O-D/T | Pf.Asst. | To. | Blk. | Stl. | Pts. |
|---------------------|-------|------------|-----------------|------------|------------|----------------|----------------|-------------|------|------|------|
| at Oregon (12/18) | N | 11 | 2-2 | 1-1 | 0-0 | 1-3/4 | 1 0 0 0 | 0 1 5 | | | |
| Furman (12/23) | N | 12 | 0-4 | 0-0 | 0-4 | 2-2/4 | 1 0 1 0 | 0 1 0 | | | |
| at Georgia (12/28) | N | 12 | 4-5 | 3-4 | 2-2 | 0-6/6 | 0 0 1 1 | 1 13 | | | |
| at Nebraska (12/31) | N | 9 | 1-2 | 0-0 | 0-0 | 0-2/2 | 3 1 1 0 | 0 2 | | | |
| Michigan (1/5) | N | 10 | 3-4 | 1-1 | 0-0 | 1-1/2 | 2 1 1 0 | 0 2 | | | |
| Totals | | 0/5 | 54 10-17 | 5-6 | 2-6 | 4-14/18 | 7 2 3 2 | 4 27 | | | |

BAUER'S CAREER STATISTICS

| Season | Gp | Gs | Min | Avg | Fg-Fga | Pct | 3-POINT | | REBOUNDS | | PFDn | Pts | Avg | | | | | | |
|-------------------------|-----------|-----------|--------------|-------------|----------------|-------------|---------------|-------------|---------------|-------------|-------------------|------------|-----------|-----------|-----------|-----------|--------------|------------|------------|
| | | | | | | | Fg-Fga | Pct. | O-D/Tot | Avg | | | | Asst | TO | Blk | ST | | |
| 1999-00 | 5 | 0 | 54 | 10.8 | 10-17 | .588 | 5-6 | .833 | 2-6 | .333 | 4-14/18 | 3.6 | 2 | 3 | 2 | 4 | 7/0 | 27 | 5.4 |
| <i>Medical Redshirt</i> | | | | | | | | | | | | | | | | | | | |
| 2000-01 | 20 | 13 | 527 | 26.4 | 79-183 | .432 | 34-82 | .415 | 36-50 | .720 | 30-65/95 | 4.8 | 29 | 25 | 30 | 17 | 47/1 | 228 | 11.4 |
| 2001-02 | 31 | 17 | 705 | 22.7 | 106-246 | .431 | 40-114 | .351 | 38-50 | .760 | 33-77/110 | 3.5 | 40 | 43 | 26 | 17 | 65/1 | 290 | 9.4 |
| Career | 56 | 31 | 1,286 | 23.0 | 195-446 | .437 | 79-202 | .391 | 76-106 | .717 | 67-156/223 | 4.0 | 71 | 71 | 58 | 38 | 119/2 | 545 | 9.7 |

KEVIN BURLERSON

12 Guard • Sr. • 6-3 • 185 • Seattle, Wash. • O'Dea HS

Last Two Games: Had five points, five assists, tied a career-high with three blocks and had two steals vs. Arkansas-Little Rock (12/10) • had three points and five assists at Nebraska (12/8).

Notable: had eight assists, a career-high seven steals and six rebounds vs. Bethune Cookman (12/6) • had 10 assists, eight turnovers and three steals in 31 minutes vs. Georgia Tech (12/4) • hit two crucial threes in the second half while scoring 14 points, also added four assists, a career-high three blocks and only one turnover in 38 minutes vs. Georgia (11/30) • had eight assists and only one turnover in 32 minutes vs. UNC Asheville (11/24).

Milestones: Is fourth in school history with 320 career assists • had the fourth-most assists in a season in school history with 146 in 2002 • currently fifth in school history with 116 career three-pointers and fourth with 357 three-point attempts • ranks 10th in career steals with 116 • scored his 600th career point at Penn State on Feb. 23 • recorded his 300th career assist vs. Georgia Tech (12/4/02) • has scored in double figures in 23 games in his career • had a career-high 11 assists against just one turnover vs. UNC Asheville (11/21/01) • 11 assists rank in a tie for the sixth-best game total in school history.

CAREER HIGHS

Minutes: 38 vs. Georgia (11/30/02)
Points: 24 at Purdue (1/12/02)
FG Attempts: 16 - two times; last at Wake Forest (11/27/01)
FG Made: 8 - two times; last vs. Villanova (3/14/01)
FT Attempts: 10 at Purdue (1/12/02)
FT Made: 7 at Purdue (1/12/02)
3-Point FG Attempts: 11 at Nebraska (12/31/99)
3-Point FG Made: 5 at Nebraska (12/31/99)
Rebounds: 8 vs. Furman (12/23/99)
Assists: 11 vs. UNC-Asheville (11/21/01)
Steals: 7 vs. Bethune Cookman (12/6/02)
Blocks: 3 - two times; last vs. UALR (12/10/02)

2002-03 GAME-BY-GAME

| Opponent (Date) | Start | Min. | Fg-Fa | 3g-3a | Ftm-Fta | O-D/T | Pf.Asst. | To. | Blk. | Stl. | Pts. |
|------------------------|-------|------|-------|-------|---------|-------|----------|-----|------|------|------|
| UNC Asheville (11/24) | Y | 32 | 1-4 | 0-1 | 0-0 | 1-3/4 | 3 8 | 1 1 | 1 1 | 2 | |
| Georgia (11/30) | Y | 38 | 5-12 | 4-7 | 0-1 | 0-1/1 | 3 4 | 1 3 | 1 1 | 14 | |
| Georgia Tech (12/4) | Y | 31 | 1-5 | 0-4 | 0-0 | 0-3/3 | 3 10 | 8 1 | 3 2 | | |
| Bethune Cookman (12/6) | Y | 34 | 2-4 | 0-0 | 0-0 | 2-4/6 | 2 8 | 4 0 | 7 4 | | |
| at Nebraska (12/8) | Y | 33 | 1-7 | 1-5 | 2-2 | 1-1/2 | 3 5 | 2 0 | 0 0 | 3 | |
| Arkansas-LR (12/10) | Y | 25 | 2-7 | 0-4 | 1-4 | 0-2/2 | 4 5 | 3 3 | 2 5 | | |

2001-02 GAME-BY-GAME

| Opponent (Date) | Start | Min. | Fg-Fa | 3g-3a | Ftm-Fta | O-D/T | Pf.Asst. | To. | Blk. | Stl. | Pts. | | |
|--------------------------|-------|--------------|------------|---------------|--------------|--------------|-----------------|-----------|------------|-----------|-----------|-----------|------------|
| Mercer (11/17) | Y | 23 | 1-5 | 1-5 | 1-2 | 1-2/3 | 3 4 | 2 0 | 2 4 | | | | |
| UNC-Asheville (11/21) | Y | 23 | 0-3 | 0-1 | 0-0 | 2-0/2 | 0 11 | 1 0 | 2 0 | | | | |
| E. Washington (11/24) | Y | 24 | 2-5 | 2-5 | 0-0 | 1-1/2 | 2 8 | 3 0 | 1 6 | | | | |
| at Wake Forest (11/27) | Y | 29 | 4-16 | 2-8 | 2-3 | 0-0/0 | 4 4 | 2 1 | 1 12 | | | | |
| UT-Pan American (12/1) | Y | 30 | 3-4 | 2-2 | 2-2 | 1-2/3 | 1 6 | 2 1 | 4 10 | | | | |
| UNC-Wilmington (12/4) | Y | 29 | 3-8 | 1-4 | 1-2 | 0-2/2 | 4 5 | 3 0 | 2 8 | | | | |
| at Georgia (12/7) | Y | 22 | 2-6 | 0-2 | 0-0 | 0-0/0 | 3 1 | 1 0 | 1 4 | | | | |
| Oregon (12/10) | Y | 30 | 3-11 | 0-5 | 0-0 | 0-1/1 | 2 5 | 2 0 | 4 6 | | | | |
| Maryland-ES (12/13) | Y | 22 | 1-2 | 0-0 | 3-4 | 1-3/4 | 2 8 | 0 1 | 1 5 | | | | |
| Nebraska (12/22) | Y | 26 | 3-4 | 2-3 | 1-1 | 0-0/0 | 2 5 | 1 0 | 1 9 | | | | |
| at Texas Tech (12/30) | Y | 34 | 2-12 | 1-6 | 1-2 | 3-2/5 | 5 5 | 2 1 | 0 6 | | | | |
| at Illinois (1/2) | Y | 25 | 0-2 | 0-1 | 0-0 | 0-2/2 | 0 4 | 1 0 | 0 0 | | | | |
| Michigan State (1/5) | Y | 23 | 1-6 | 0-4 | 3-4 | 0-2/2 | 1 2 | 4 0 | 2 5 | | | | |
| Michigan (1/9) | Y | 25 | 5-8 | 3-4 | 6-6 | 1-2/3 | 3 4 | 4 1 | 0 19 | | | | |
| at Purdue (1/12) | Y | 32 | 7-13 | 3-7 | 7-10 | 0-3/3 | 1 5 | 1 0 | 1 24 | | | | |
| at Wisconsin (1/16) | Y | 23 | 1-6 | 0-2 | 0-0 | 0-0/0 | 5 3 | 3 0 | 1 2 | | | | |
| at Michigan (1/19) | Y | 33 | 2-6 | 0-3 | 2-2 | 0-4/4 | 0 8 | 5 0 | 0 6 | | | | |
| Ohio State (1/26) | N | 28 | 2-3 | 0-1 | 2-4 | 0-1/1 | 4 9 | 1 2 | 2 6 | | | | |
| Penn State (1/30) | N | 24 | 0-0 | 0-0 | 2-2 | 2-0/2 | 2 5 | 1 0 | 1 2 | | | | |
| Indiana (2/2) | N | 21 | 1-3 | 1-1 | 0-0 | 0-3/3 | 3 4 | 0 0 | 2 3 | | | | |
| at Iowa (2/9) | N | 22 | 2-4 | 0-2 | 2-3 | 1-2/3 | 5 4 | 0 0 | 1 6 | | | | |
| at Northwestern (2/13) | N | 24 | 2-5 | 1-4 | 0-0 | 0-3/3 | 2 4 | 1 2 | 1 5 | | | | |
| Wisconsin (2/16) | N | 21 | 1-6 | 0-4 | 0-0 | 0-0/0 | 3 3 | 1 0 | 1 2 | | | | |
| at Michigan State (2/21) | N | 24 | 2-4 | 2-3 | 0-0 | 1-1/2 | 5 3 | 2 0 | 2 6 | | | | |
| at Penn State (2/23) | N | 30 | 2-3 | 0-0 | 2-2 | 2-1/3 | 1 6 | 3 0 | 5 6 | | | | |
| Northwestern (2/27) | N | 14 | 1-3 | 1-2 | 2-2 | 1-2/3 | 1 2 | 1 0 | 1 5 | | | | |
| Illinois (3/3) | N | 19 | 1-4 | 0-3 | 0-0 | 0-3/3 | 1 2 | 3 1 | 0 2 | | | | |
| vs. Penn State (3/7) | N | 27 | 5-9 | 3-3 | 3-4 | 1-1/2 | 2 1 | 3 0 | 2 16 | | | | |
| vs. Illinois (3/8) | N | 28 | 3-8 | 1-4 | 3-5 | 0-1/1 | 4 4 | 2 0 | 0 10 | | | | |
| New Mexico(3/13) | Y | 28 | 0-0 | 0-0 | 2-2 | 1-3/4 | 2 6 | 0 0 | 2 2 | | | | |
| Richmond (3/18) | Y | 27 | 2-5 | 0-3 | 2-2 | 0-1/1 | 5 5 | 3 0 | 0 6 | | | | |
| Totals | | 19/31 | 787 | 64-174 | 26-92 | 49-64 | 19-48/67 | 78 | 146 | 58 | 10 | 43 | 203 |

BURLERSON'S CAREER STATISTICS

| Season | Gp | Gm | Min | Avg | 3-POINT | | | | REBOUNDS | | | | | | | Pta | Avg | | |
|---------------|-----------|-----------|--------------|-------------|----------------|-------------|----------------|-------------|----------------|-------------|-------------------|------------|------------|------------|-----------|------------|---------------|------------|------------|
| | | | | | Fg-Fga | Pct | Ft-Fta | Pct | O-D/Tot | Avg | Asst | TO | Blk | ST | Pf/Dn | | | | |
| 1998-99 | | | | | | | | | | | | | | | | | | | |
| 1999-2000 | 28 | 23 | 696 | 24.9 | 81-222 | .365 | 44-136 | .324 | 40-46 | .870 | 28-46/74 | 2.6 | 57 | 39 | 8 | 27 | 78/5 | 246 | 8.8 |
| 2000-01 | 31 | 10 | 655 | 21.1 | 62-164 | .378 | 41-108 | .380 | 31-47 | .660 | 16-38/54 | 1.7 | 77 | 49 | 5 | 32 | 86/4 | 196 | 6.3 |
| 2001-02 | 31 | 19 | 787 | 25.4 | 64-174 | .368 | 26-92 | .283 | 49-64 | .766 | 19-48/67 | 2.2 | 146 | 58 | 10 | 43 | 78/5 | 203 | 6.5 |
| Career | 90 | 52 | 2,138 | 23.8 | 207-560 | .370 | 111-336 | .330 | 120-157 | .764 | 63-132/195 | 2.2 | 280 | 146 | 23 | 102 | 240/14 | 645 | 7.2 |

KEVIN BURLESON

12 Guard • Sr. • 6-3 • 185 • Seattle, Wash. • O'Dea HS

2000-01 GAME-BY-GAME

| Opponent (Date) | Start | Min. | Fg-Fa | 3g-3a | Ftm-Fta | O-D/T | Pf. | Asst. | To. | Blk. | Stl. | Pts. | |
|--------------------------|--------------|--------------|------------|---------------|---------------|--------------|-----------------|-----------|-----------|-----------|----------|-----------|------------|
| UNCG (11/17) | N | 18 | 3-6 | 0-2 | 1-1 | 0-0/0 | 2 | 4 | 0 | 0 | 2 | 7 | |
| Georgia (11/19) | N | 18 | 3-5 | 1-3 | 3-4 | 0-1/1 | 3 | 2 | 2 | 0 | 3 | 10 | |
| vs. Hawaii Pac (11/24) | N | 27 | 2-3 | 2-3 | 0-0 | 1-2/3 | 3 | 3 | 4 | 0 | 0 | 6 | |
| vs. TCU (11/25) | N | 17 | 2-2 | 2-2 | 2-2 | 1-1/2 | 2 | 3 | 0 | 0 | 0 | 8 | |
| vs. Georgetown (11/26) | N | 20 | 0-4 | 0-1 | 0-0 | 0-3/3 | 1 | 3 | 1 | 0 | 0 | 0 | |
| at Florida State (11/29) | N | 18 | 4-5 | 2-3 | 0-1 | 0-0/0 | 1 | 2 | 1 | 0 | 0 | 10 | |
| Morris Brown (12/4) | N | 25 | 2-4 | 1-3 | 2-2 | 0-5/5 | 3 | 3 | 3 | 1 | 1 | 7 | |
| at Marquette (12/7) | N | 24 | 0-2 | 0-2 | 0-0 | 0-1/1 | 3 | 6 | 0 | 0 | 2 | 0 | |
| Bethune Cook (12/9) | N | 18 | 1-3 | 0-2 | 1-2 | 1-2/3 | 2 | 3 | 1 | 0 | 2 | 3 | |
| La Tech (12/12) | N | 16 | 0-2 | 0-0 | 0-0 | 0-0/0 | 2 | 4 | 2 | 0 | 0 | 0 | |
| Dartmouth (12/22) | N | 17 | 3-5 | 2-3 | 0-0 | 0-3/3 | 1 | 2 | 2 | 2 | 0 | 8 | |
| Nebraska (12/28) | N | 15 | 1-4 | 1-2 | 0-1 | 1-0/1 | 2 | 1 | 1 | 1 | 1 | 3 | |
| Centenary (12/30) | N | 14 | 3-4 | 3-4 | 5-6 | 0-1/1 | 3 | 2 | 2 | 0 | 1 | 14 | |
| at Illinois (1/3) | N | 10 | 0-3 | 0-2 | 0-0 | 0-0/0 | 5 | 0 | 1 | 0 | 1 | 0 | |
| Wisconsin (1/6) | N | 22 | 1-5 | 1-4 | 1-2 | 0-1/1 | 3 | 4 | 0 | 1 | 1 | 4 | |
| at Ohio State (1/13) | N | 21 | 3-7 | 2-6 | 4-5 | 0-2/2 | 5 | 3 | 2 | 0 | 2 | 12 | |
| Purdue (1/17) | N | 17 | 0-3 | 0-1 | 2-2 | 1-3/4 | 3 | 1 | 2 | 0 | 2 | 2 | |
| Indiana (1/20) | N | 10 | 1-3 | 0-1 | 0-0 | 0-1/1 | 0 | 1 | 1 | 0 | 1 | 2 | |
| Iowa (1/24) | Did Not Play | | | | | | | | | | | | |
| at Purdue (1/27) | N | 2 | 0-0 | 0-0 | 0-0 | 0-0/0 | 0 | 1 | 0 | 0 | 0 | 0 | |
| at Iowa (1/31) | N | 21 | 2-8 | 2-4 | 0-0 | 0-1/1 | 4 | 0 | 4 | 0 | 0 | 4 | |
| Ohio State (2/3) | N | 14 | 0-2 | 0-2 | 0-0 | 0-2/2 | 2 | 2 | 0 | 0 | 0 | 0 | |
| at Northwestern (2/6) | Y | 22 | 3-8 | 3-5 | 0-2 | 0-1/1 | 4 | 3 | 3 | 0 | 0 | 9 | |
| Michigan State (2/10) | Y | 37 | 4-7 | 3-5 | 5-7 | 1-1/2 | 5 | 4 | 1 | 0 | 2 | 16 | |
| Penn State (2/14) | Y | 20 | 1-8 | 1-5 | 0-0 | 1-0/1 | 2 | 3 | 4 | 0 | 0 | 3 | |
| at Michigan (2/17) | Y | 13 | 2-4 | 2-4 | 0-0 | 1-0/1 | 3 | 3 | 1 | 0 | 0 | 6 | |
| at Wisconsin (2/21) | Y | 30 | 5-9 | 4-8 | 0-1 | 0-2/2 | 2 | 4 | 2 | 0 | 2 | 14 | |
| at Indiana (2/28) | Y | 32 | 3-11 | 1-6 | 0-2 | 1-0/1 | 3 | 1 | 3 | 0 | 6 | 7 | |
| Illinois (3/4) | Y | 33 | 2-8 | 1-4 | 2-2 | 1-2/3 | 5 | 1 | 4 | 0 | 1 | 7 | |
| Purdue (3/8) | Y | 32 | 2-8 | 2-5 | 2-2 | 1-0/1 | 4 | 3 | 1 | 0 | 0 | 8 | |
| Villanova (3/14) | Y | 34 | 8-14 | 4-10 | 1-3 | 2-0/2 | 2 | 1 | 0 | 0 | 2 | 21 | |
| Tulsa (3/19) | Y | 37 | 1-7 | 1-5 | 0-0 | 3-3/6 | 4 | 4 | 1 | 0 | 3 | 3 | |
| Totals | | 10/31 | 655 | 62-164 | 41-108 | 71-93 | 16-38/54 | 84 | 77 | 49 | 5 | 32 | 196 |

1999-2000 GAME-BY-GAME

| Opponent (Date) | Start | Min. | Fg-Fa | 3g-3a | Ftm-Fta | O-D/T | Pf. | Asst. | To. | Blk. | Stl. | Pts. | |
|-----------------------|-------|--------------|------------|---------------|---------------|--------------|-----------------|-----------|-----------|-----------|----------|-----------|------------|
| UT-Arlington (11/20) | N | 19 | 5-10 | 4-7 | 2-2 | 2-4/6 | 2 | 1 | 3 | 0 | 1 | 16 | |
| Marquette (11/23) | Y | 23 | 1-4 | 0-3 | 3-4 | 0-2/2 | 3 | 1 | 1 | 1 | 1 | 5 | |
| Morehead St. (11/27) | Y | 29 | 3-5 | 2-4 | 3-4 | 0-2/2 | 3 | 7 | 1 | 1 | 3 | 11 | |
| Virginia (11/30) | Y | 34 | 2-8 | 1-5 | 4-5 | 0-4/4 | 1 | 2 | 2 | 1 | 0 | 9 | |
| Valparaiso (12/4) | Y | 24 | 1-5 | 1-5 | 1-2 | 0-0/0 | 2 | 1 | 0 | 0 | 0 | 4 | |
| Maine (12/11) | Y | 23 | 5-8 | 1-2 | 0-0 | 2-3/5 | 4 | 3 | 1 | 0 | 1 | 11 | |
| at Oregon (12/18) | Y | 28 | 3-7 | 2-5 | 4-4 | 1-3/4 | 1 | 3 | 2 | 0 | 2 | 12 | |
| Furman (12/23) | Y | 24 | 3-8 | 2-6 | 0-0 | 3-5/8 | 2 | 3 | 1 | 0 | 0 | 8 | |
| at Georgia (12/28) | Y | 24 | 2-6 | 1-4 | 0-0 | 2-0/2 | 2 | 1 | 1 | 0 | 5 | 5 | |
| at Nebraska (12/31) | Y | 29 | 8-16 | 5-11 | 2-2 | 1-1/2 | 4 | 4 | 3 | 0 | 0 | 23 | |
| Michigan (1/5) | Y | 20 | 5-12 | 0-5 | 2-2 | 0-2/2 | 3 | 1 | 2 | 0 | 1 | 12 | |
| at Ohio State (1/9) | Y | 24 | 2-9 | 1-6 | 0-0 | 1-1/2 | 5 | 0 | 2 | 1 | 1 | 5 | |
| Iowa (1/12) | Y | 21 | 2-6 | 1-4 | 3-3 | 1-1/2 | 5 | 0 | 1 | 0 | 1 | 8 | |
| at Indiana (1/15) | Y | 30 | 3-11 | 3-6 | 2-2 | 0-1/1 | 2 | 1 | 0 | 0 | 1 | 11 | |
| Purdue (1/19) | Y | 29 | 3-9 | 1-3 | 2-2 | 0-1/1 | 4 | 3 | 2 | 0 | 0 | 9 | |
| at Wisconsin (1/22) | Y | 21 | 0-5 | 0-3 | 0-0 | 0-1/1 | 5 | 0 | 3 | 0 | 0 | 0 | |
| at Penn State (1/26) | Y | 35 | 2-9 | 2-7 | 0-0 | 1-2/3 | 3 | 5 | 1 | 2 | 1 | 6 | |
| Northwestern (1/29) | Y | 21 | 2-6 | 2-5 | 2-2 | 2-2/4 | 3 | 1 | 2 | 0 | 0 | 8 | |
| at Illinois (2/2) | Y | 18 | 1-5 | 1-3 | 2-2 | 0-0/0 | 3 | 0 | 1 | 0 | 1 | 5 | |
| Wisconsin (2/5) | Y | 17 | 2-6 | 0-3 | 1-1 | 0-0/0 | 1 | 0 | 1 | 0 | 0 | 5 | |
| Indiana (2/9) | Y | 26 | 3-9 | 2-4 | 2-2 | 0-1/1 | 2 | 5 | 1 | 1 | 1 | 10 | |
| Illinois (2/17) | Y | 32 | 2-10 | 3-6 | 2-2 | 1-3/4 | 1 | 1 | 2 | 0 | 1 | 15 | |
| at Purdue (2/19) | Y | 29 | 3-13 | 1-6 | 1-2 | 3-1/4 | 4 | 3 | 1 | 0 | 2 | 8 | |
| at Seton Hall (2/23) | N | 23 | 2-8 | 1-7 | 0-0 | 2-0/2 | 1 | 0 | 4 | 0 | 0 | 5 | |
| at Iowa (2/27) | Y | 28 | 4-9 | 4-7 | 2-2 | 0-3/3 | 5 | 5 | 0 | 0 | 1 | 14 | |
| at Michigan St. (3/2) | N | 22 | 1-5 | 1-4 | 0-0 | 1-1/2 | 1 | 3 | 0 | 1 | 1 | 3 | |
| Ohio State (3/4) | N | 16 | 4-8 | 1-3 | 0-1 | 3-0/3 | 5 | 0 | 0 | 0 | 0 | 9 | |
| vs. Iowa (3/9) | N | 27 | 4-5 | 1-2 | 0-0 | 2-2/4 | 1 | 3 | 1 | 0 | 2 | 9 | |
| Totals | | 23/28 | 696 | 81-222 | 44-136 | 40-46 | 28-46/74 | 78 | 57 | 39 | 8 | 27 | 246 |

STEVE ESSELINK

31 Forward • Jr. • 6-6 • 195 • Hills, Minn. • Augustana/Hills-Beaver Creek HS

Last Two Games: Played two minutes vs. Arkansas-Little Rock • had two points in 10 minutes at Nebraska (12/8).

Notable: Scored eight points, was 2-of-3 from three-point range, in 13 minutes vs. Bethune Cookman (12/6) • scored three points in three minutes vs. UNC Asheville (11/24) • scored seven points in nine minutes vs. Team Nike (11/17) • had five points and two assists in 20 minutes vs. Minnesota State, Mankato (11/8).

CAREER HIGHS

Minutes: 21 at Texas Tech (12/30/01)
Points: 12 vs. Maryland-Eastern Shore (12/13/01)
FG Attempts: 9 at Texas Tech (12/30/01)
FG Made: 5 vs. Maryland-Eastern Shore (12/13/01)
FT Attempts: 2 - four times; last vs. New Mexico (3/13/02)
FT Made: 1 - four times; last vs. New Mexico (3/13/02)
3-Point FG Attempts: 6 at Texas Tech (12/30/01)
3-Point FG Made: 2 - two times; last at Texas Tech (12/30/01)
Rebounds: 3 - three times; last vs. Nebraska (12/22/01)
Assists: 4 at Texas Tech (12/30/01)
Steals: 3 vs. UNC-Asheville (11/21/01)
Blocks: 1 vs. Bethune Cookman (12/6/02)

2002-03 GAME-BY-GAME

| Opponent (Date) | Start | Min. | Fg-Fa | 3g-3a | Ftm-Fta | O-D/T | Pf. | Asst. | To. | Blk. | Stl. | Pts. |
|------------------------|-------|------|--------------|-------|---------|-------|-----|-------|-----|------|------|------|
| UNC Asheville (11/24) | N | 3 | 1-2 | 1-2 | 0-0 | 0-2/2 | 2 | 0 | 0 | 0 | 0 | 3 |
| Georgia (11/30) | | | Did Not Play | | | | | | | | | |
| Georgia Tech (12/4) | | | Did Not Play | | | | | | | | | |
| Bethune Cookman (12/6) | N | 13 | 3-6 | 2-3 | 0-0 | 1-1/2 | 0 | 0 | 1 | 1 | 0 | 8 |
| at Nebraska (12/8) | N | 10 | 0-6 | 0-5 | 2-2 | 0-1/1 | 0 | 0 | 0 | 0 | 0 | 2 |
| Arkansas-LR (12/10) | N | 2 | 0-0 | 0-0 | 0-0 | 0-0/0 | 0 | 0 | 1 | 0 | 0 | 0 |

2001-02 GAME-BY-GAME

| Opponent (Date) | Start | Min. | Fg-Fa | 3g-3a | Ftm-Fta | O-D/T | Pf. | Asst. | To. | Blk. | Stl. | Pts. |
|--------------------------|-------|-------------|--------------|--------------|--------------|------------|-----------------|-----------|-----------|-----------|----------|-------------|
| Mercer (11/17) | N | 13 | 0-3 | 0-3 | 0-0 | 1-2/3 | 0 | 2 | 2 | 0 | 0 | 0 |
| UNC-Asheville (11/21) | N | 10 | 1-6 | 0-2 | 0-0 | 1-0/1 | 1 | 1 | 0 | 0 | 3 | 2 |
| E. Washington (11/24) | N | 9 | 2-2 | 1-1 | 0-0 | 0-3/3 | 0 | 2 | 0 | 0 | 0 | 5 |
| at Wake Forest (11/27) | N | 1 | 0-0 | 0-0 | 0-0 | 0-0/0 | 0 | 0 | 0 | 0 | 0 | 0 |
| UT-Pan American | N | 5 | 0-0 | 0-0 | 0-0 | 0-0/0 | 0 | 0 | 0 | 0 | 1 | 0 |
| UNC-Wilmington (12/4) | N | | Did not play | | | | | | | | | |
| at Georgia (12/7) | N | 14 | 2-4 | 1-2 | 0-0 | 1-1/2 | 0 | 1 | 1 | 0 | 0 | 5 |
| Oregon (12/10) | N | 9 | 0-3 | 0-3 | 0-0 | 0-0/0 | 0 | 3 | 1 | 0 | 0 | 0 |
| Maryland-ES (12/13) | N | 14 | 5-5 | 2-2 | 0-0 | 0-1/1 | 0 | 2 | 2 | 0 | 1 | 12 |
| Nebraska (12/22) | N | 8 | 1-3 | 0-0 | 0-0 | 2-1/3 | 1 | 0 | 3 | 0 | 0 | 2 |
| at Texas Tech (12/30) | N | 21 | 2-9 | 2-6 | 1-2 | 0-1/1 | 2 | 4 | 1 | 0 | 0 | 7 |
| at Illinois (1/2) | N | 14 | 2-2 | 1-1 | 0-0 | 0-1/1 | 4 | 0 | 1 | 0 | 0 | 5 |
| Michigan State (1/5) | N | 7 | 0-2 | 0-1 | 0-0 | 0-0/0 | 1 | 1 | 0 | 0 | 0 | 0 |
| Michigan (1/9) | N | 5 | 0-0 | 0-0 | 0-0 | 0-0/0 | 0 | 2 | 1 | 0 | 0 | 0 |
| at Purdue (1/12) | N | 5 | 1-1 | 1-1 | 0-0 | 1-1/2 | 0 | 0 | 1 | 0 | 1 | 3 |
| at Wisconsin (1/16) | N | 4 | 0-0 | 0-0 | 0-0 | 0-0/0 | 0 | 0 | 2 | 0 | 0 | 0 |
| at Michigan (1/19) | N | 2 | 0-1 | 0-1 | 0-0 | 0-0/0 | 0 | 0 | 1 | 0 | 0 | 0 |
| Ohio State (1/26) | N | 1 | 0-0 | 0-0 | 0-0 | 0-0/0 | 0 | 0 | 0 | 0 | 0 | 0 |
| Penn State (1/30) | N | 11 | 2-2 | 0-0 | 0-0 | 1-0/1 | 1 | 3 | 1 | 0 | 1 | 4 |
| Indiana (2/2) | | | Did not play | | | | | | | | | |
| at Iowa (2/9) | N | 4 | 1-1 | 1-1 | 0-0 | 0-0/0 | 2 | 1 | 0 | 0 | 0 | 3 |
| at Northwestern (2/13) | N | 3 | 0-0 | 0-0 | 0-0 | 0-0/0 | 1 | 0 | 0 | 0 | 0 | 0 |
| Wisconsin (2/16) | N | 6 | 1-2 | 0-0 | 0-0 | 0-0/0 | 0 | 0 | 0 | 0 | 1 | 2 |
| at Michigan State (2/21) | N | 8 | 2-3 | 1-2 | 1-2 | 1-0/1 | 0 | 0 | 1 | 0 | 0 | 6 |
| at Penn State (2/23) | N | 11 | 2-4 | 1-2 | 0-0 | 0-0/0 | 2 | 1 | 3 | 0 | 1 | 5 |
| Northwestern (2/27) | N | 4 | 0-2 | 0-1 | 0-0 | 1-0/1 | 1 | 0 | 0 | 0 | 0 | 0 |
| Illinois (3/3) | N | 1 | 0-0 | 0-0 | 0-0 | 0-0/0 | 0 | 0 | 0 | 0 | 0 | 0 |
| vs. Penn State (3/7) | N | 8 | 1-1 | 0-0 | 0-0 | 0-0/0 | 0 | 2 | 0 | 0 | 0 | 2 |
| vs. Illinois (3/8) | N | 8 | 1-1 | 0-0 | 1-2 | 0-0/0 | 2 | 0 | 0 | 0 | 0 | 3 |
| New Mexico (3/13) | N | 5 | 0-0 | 0-0 | 1-2 | 0-1/1 | 0 | 1 | 2 | 0 | 0 | 1 |
| Richmond (3/18) | N | 5 | 0-3 | 0-2 | 0-0 | 1-0/1 | 0 | 0 | 1 | 0 | 0 | 0 |
| Totals | | 0/29 | 216 | 26-60 | 11-31 | 4-8 | 10-12/22 | 18 | 25 | 24 | 0 | 9 67 |

ESSELINK'S CAREER STATISTICS

| Season | Gp | Gs | Min | Avg | Fg-Fga | Pct | 3-POINT | | Ft-Fta | Pct | REBOUNDS | | | | | Pts | Avg | | |
|---------|----|----|-----|-----|--------|------|---------|------|--------|------|----------|-----|------|----|-----|-----|------|----|------|
| | | | | | | | Fg-Fga | Pct | | | O-D/Tot | Avg | Asst | TO | Blk | | | ST | P/D% |
| 2001-02 | 29 | 0 | 216 | 7.4 | 26-60 | .433 | 11-31 | .355 | 4-8 | .500 | 10-12/22 | 0.8 | 25 | 24 | 0 | 9 | 18/8 | 67 | 2.3 |

STAN GAINES

21 Forward • Fr. • 6-7 • 230 • Chicago, Ill. • Providence St. Mel HS

Last Two Games: Did not score and had one assist in 15 minutes vs. Arkansas-Little Rock (12/10) • had two points and four rebounds in 13 minutes before fouling out at Nebraska (12/8).

Notable: Had six points, five rebounds and two assists vs. Bethune Cookman (12/6) • had three points and five rebounds in 10 minutes vs. Georgia Tech (12/4) • scored six points and had three steals in 17 minutes vs. UNC Asheville (11/24) in first career game • had four points and five rebounds in 18 minutes vs. Team Nike (11/17) • scored 10 points, on 5-of-7 shooting from the field, three boards and three assists vs. Minnesota State, Mankato (11/8).

CAREER HIGHS

Minutes: 17 vs. UNC Asheville (11/24/02)
Points: 6 - two times; last vs. Bethune Cookman (12/6/02)
FG Attempts: 7 vs. UNC Asheville (11/24/02)
FG Made: 3 - two times; last vs. Bethune Cookman (12/6/02)
FT Attempts: 2 vs. Georgia (11/30/02)
FT Made: 1 vs. Georgia (11/30/02)
Rebounds: 5 - two times; last vs. Bethune Cookman (12/6/02)
Assists: 2 vs. Bethune Cookman (12/6/02)
Steals: 3 vs. UNC Asheville (11/24/02)
Blocks: na

2002-03 GAME-BY-GAME

| Opponent (Date) | Start | Min. | Fg-Fa | 3g-3a | Ftm-Fta | O-D/T | Pf. | Asst. | To. | Blk. | Stl. | Pts. |
|------------------------|-------|------|-------|-------|---------|-------|-----|-------|-----|------|------|------|
| UNC Asheville (11/24) | N | 17 | 3-7 | 0-1 | 0-0 | 2-1/3 | 4 | 1 | 1 | 0 | 3 | 6 |
| Georgia (11/30) | N | 9 | 0-0 | 0-0 | 1-2 | 1-1/2 | 0 | 0 | 2 | 0 | 0 | 1 |
| Georgia Tech (12/4) | N | 10 | 1-4 | 0-0 | 1-2 | 2-3/5 | 2 | 0 | 2 | 0 | 0 | 3 |
| Bethune Cookman (12/6) | N | 16 | 3-6 | 0-1 | 0-0 | 3-2/5 | 1 | 2 | 4 | 0 | 1 | 6 |
| at Nebraska (12/8) | N | 13 | 1-4 | 0-0 | 0-0 | 2-2/4 | 5 | 1 | 0 | 0 | 1 | 2 |
| Arkansas-LR (12/10) | N | 15 | 0-1 | 0-0 | 0-1 | 0-1/1 | 0 | 1 | 0 | 0 | 0 | 0 |

BRENT LAWSON

34 G/F • So. • 6-4 • 200 • Maple Grove, Minn. • St. Francis (Pa.)/Maple Grove HS

Last Two Games: Played two minutes vs. Arkansas-Little Rock (12/10) • had five points in six minutes at Nebraska (12/8).

Notable: Played seven minutes vs. Bethune Cookman (12/6) • sat out the exhibition season and the first game of the season vs. UNC Asheville (11/24) with a broken finger.

CAREER HIGHS

Minutes: 7 vs. Bethune Cookman (12/6/02)
Points: 5 at Nebraska (12/8/02)
FG Attempts: 3 at Nebraska (12/8/02)
FG Made: 1 at Nebraska (12/8/02)
FT Attempts: 2 at Nebraska (12/8/02)
FT Made: 2 at Nebraska (12/8/02)
Rebounds: 1 vs. Bethune Cookman (12/6/02)
Assists: na
Steals: 1 vs. Bethune Cookman (12/6/02)
Blocks: na

2002-03 GAME-BY-GAME

| Opponent (Date) | Start | Min. | Fg-Fa | 3g-3a | Ftm-Fta | O-D/T | Pf. | Asst. | To. | Blk. | Stl. | Pts. |
|------------------------|-------|------|-------|-------|---------|-------|-----|-------|-----|------|------|------|
| UNC Asheville (11/24) | N | | | | | | | | | | | |
| Georgia (11/30) | N | | | | | | | | | | | |
| Georgia Tech (12/4) | N | | | | | | | | | | | |
| Bethune Cookman (12/6) | N | 7 | 0-1 | 0-1 | 0-0 | 0-1/1 | 1 | 0 | 1 | 0 | 1 | 0 |
| at Nebraska (12/8) | N | 6 | 1-3 | 1-2 | 2-2 | 0-0/0 | 1 | 0 | 1 | 0 | 0 | 5 |
| Arkansas-LR | N | 2 | 0-0 | 0-0 | 0-0 | 0-0/0 | 0 | 0 | 0 | 0 | 0 | 0 |

LAWSON'S CAREER STATISTICS

| Season | Gp | Gc | Min | Avg | Fg-Fga | Pct | 3-POINT | | | REBOUNDS | | | | | | | | | |
|---------|----|----|-----|------|--------|-----|---------|------|--------|----------|----------|-----|------|----|-----|----|-------|-----|-----|
| | | | | | | | Fg-Fga | Pct. | Ft-Fta | Pct. | O-D/Tot | Avg | Asst | TO | Blk | ST | Pf/Dq | Pts | Arg |
| 2000-01 | 26 | 21 | 590 | 22.7 | 46-97 | 474 | 20-53 | 377 | 27-36 | 750 | 23-24/47 | 1.8 | 42 | 29 | 4 | 11 | 56/3 | 139 | 53 |

JEFF HAGEN

42 Center • So. • 6-11 • 265 • Minnetonka, Minn. • Hopkins HS

Last Two Games: Four points, two boards and a block in five minutes vs. Arkansas-Little Rock • played nine minutes and had four rebounds at Nebraska (12/8).

Notable: Had two points, two rebounds, one block and one steal in 16 minutes vs. Bethune Cookman (12/6) • played a solid six minutes vs. Georgia Tech (12/4), scoring four points on 2-of-3 shooting • played nine minutes and grabbed two rebounds vs. UNC Asheville (11/24) • started the first exhibition game vs. Minnesota State, Mankato and recorded a double-double with 19 points and 11 rebounds, also had four assists in 29 minutes • redshirted last season after playing as a walk-on true freshman • was awarded a scholarship in 2001-02.

CAREER HIGHS

Minutes: 17 vs. Michigan State (2/10/01)
Points: 11 vs. UNC Greensboro (11/17/00)
FG Attempts: 6 vs. Bethune Cookman (12/6/02)
FG Made: 3 vs. Ohio State (2/3/01)
FT Attempts: 8 vs. UNC-Greensboro (11/17/00)
FT Made: 7 vs. UNC-Greensboro (11/17/00)
3-Point FG Attempts: 1 vs. Morris Brown (12/4/00)
3-Point FG Made: na
Rebounds: 4 vs. Michigan State (2/10/01)
Assists: 1 seven times; last vs. Purdue (3/8/01)
Steals: 2 - two times; last vs. Purdue (3/8/01)
Blocks: 3 - two times; last vs. Penn St. (2/14/01)

2002-03 GAME-BY-GAME

| Opponent (Date) | Start | Min. | Fg-Fa | 3g-3a | Ftm-Fta | O-D/T | Pf.Asst. | To. | Blk. | Stl. | Pts. |
|------------------------|-------|------|-------|-------|---------|-------|----------|-----|------|------|------|
| UNC Asheville (11/24) | N | 9 | 0-1 | 0-0 | 0-0 | 0-2/2 | 2 0 | 0 0 | 0 0 | 0 0 | 0 |
| Georgia (11/30) | N | 4 | 0-0 | 0-0 | 0-0 | 0-0/0 | 0 0 | 0 0 | 0 0 | 0 0 | 0 |
| Georgia Tech (12/4) | N | 6 | 2-3 | 0-0 | 0-0 | 0-1/1 | 0 0 | 1 0 | 0 0 | 4 | 4 |
| Bethune Cookman (12/6) | N | 16 | 1-6 | 0-0 | 0-0 | 0-2/2 | 0 0 | 0 1 | 1 1 | 2 | 2 |
| at Nebraska (12/8) | N | 9 | 0-1 | 0-0 | 0-0 | 3-1/4 | 3 0 | 3 1 | 0 0 | 0 | 0 |
| Arkansas-LR (12/10) | N | 5 | 1-1 | 0-0 | 2-2 | 1-1/2 | 2 0 | 0 1 | 0 0 | 4 | 4 |

2000-01 GAME-BY-GAME

| Opponent (Date) | Start | Min. | Fg-Fa | 3g-3a | Ftm-Fta | O-D/T | Pf.Asst. | To. | Blk. | Stl. | Pts. | |
|--------------------------|--------------|------------|--------------|------------|--------------|-----------------|-----------|----------|----------|-----------|----------|-----------|
| UNCG (11/17) | N | 14 | 2-5 | 0-0 | 7-8 | 1-1/2 | 2 0 | 0 0 | 2 1 | 11 | 11 | |
| Georgia (11/19) | N | 7 | 1-1 | 0-0 | 0-0 | 0-1/1 | 0 0 | 0 0 | 0 0 | 2 | 2 | |
| vs. Hawaii Pac (11/24) | N | 2 | 0-0 | 0-0 | 0-0 | 0-0/0 | 0 0 | 0 0 | 0 0 | 0 | 0 | |
| vs. TCU (11/25) | Did Not Play | | | | | | | | | | | |
| vs. Georgetown (11/26) | Did Not Play | | | | | | | | | | | |
| at Florida State (11/29) | N | 1 | 0-0 | 0-0 | 0-0 | 0-0/0 | 1 0 | 1 0 | 0 0 | 0 | 0 | |
| Morris Brown (12/4) | N | 1 | 0-1 | 0-1 | 0-0 | 0-0/0 | 0 0 | 0 0 | 0 0 | 0 | 0 | |
| at Marquette (12/7) | Did Not Play | | | | | | | | | | | |
| Bethune Cook (12/9) | N | 5 | 1-3 | 0-0 | 0-2 | 0-0/0 | 3 0 | 0 0 | 2 0 | 2 | 2 | |
| La Tech (12/12) | N | 6 | 0-0 | 0-0 | 0-0 | 0-0/0 | 1 0 | 1 0 | 1 0 | 0 | 0 | |
| Dartmouth (12/22) | N | 6 | 2-3 | 0-0 | 0-2 | 1-0/1 | 0 0 | 1 1 | 0 0 | 4 | 4 | |
| Nebraska (12/28) | N | 2 | 0-0 | 0-0 | 0-0 | 0-1/1 | 0 0 | 0 0 | 0 0 | 0 | 0 | |
| Centenary (12/30) | N | 11 | 2-2 | 0-0 | 1-2 | 1-1/2 | 1 0 | 1 1 | 0 0 | 5 | 5 | |
| at Illinois (1/3) | N | 7 | 0-1 | 0-0 | 0-2 | 1-1/2 | 2 0 | 0 1 | 0 0 | 0 | 0 | |
| Wisconsin (1/6) | Did Not Play | | | | | | | | | | | |
| at Ohio State (1/13) | N | 1 | 1-1 | 0-0 | 0-0 | 0-0/0 | 0 0 | 0 0 | 0 0 | 2 | 2 | |
| Purdue (1/17) | N | 1 | 0-0 | 0-0 | 0-0 | 0-0/0 | 1 1 | 0 0 | 0 0 | 0 | 0 | |
| Indiana (1/20) | N | 3 | 0-1 | 0-0 | 0-0 | 0-1/1 | 2 1 | 0 0 | 1 0 | 0 | 0 | |
| Iowa (1/24) | Did Not Play | | | | | | | | | | | |
| at Purdue (1/27) | N | 5 | 0-0 | 0-0 | 0-0 | 0-1/1 | 1 0 | 0 0 | 0 0 | 0 | 0 | |
| at Iowa (1/31) | N | 11 | 0-1 | 0-0 | 0-0 | 1-2/3 | 4 1 | 0 3 | 0 0 | 0 | 0 | |
| Ohio State (2/3) | N | 15 | 3-4 | 0-0 | 0-1 | 0-2/2 | 3 0 | 0 0 | 0 0 | 6 | 6 | |
| at Northwestern (2/6) | N | 13 | 1-1 | 0-0 | 0-0 | 0-3/3 | 0 1 | 0 0 | 1 2 | 2 | 2 | |
| Michigan State (2/10) | Y | 17 | 2-4 | 0-0 | 0-0 | 0-4/4 | 1 1 | 0 0 | 0 0 | 4 | 4 | |
| Penn State (2/14) | Y | 12 | 1-2 | 0-0 | 0-0 | 1-1/2 | 0 0 | 0 3 | 0 0 | 2 | 2 | |
| at Michigan (2/17) | N | 5 | 0-0 | 0-0 | 0-0 | 0-0/0 | 0 1 | 0 0 | 0 0 | 0 | 0 | |
| at Wisconsin (2/21) | Did Not Play | | | | | | | | | | | |
| at Indiana (2/28) | N | 6 | 0-1 | 0-0 | 3-4 | 0-0/0 | 2 0 | 0 1 | 0 0 | 3 | 3 | |
| Illinois (3/4) | N | 14 | 0-0 | 0-0 | 0-1 | 2-1/3 | 2 0 | 0 0 | 2 0 | 0 | 0 | |
| Purdue (3/8) | N | 13 | 0-2 | 0-0 | 2-2 | 2-1/3 | 2 1 | 3 0 | 2 2 | 2 | 2 | |
| Villanova (3/14) | N | 10 | 2-2 | 0-0 | 1-1 | 1-0/1 | 2 0 | 1 0 | 1 5 | 5 | 5 | |
| Tulsa (3/19) | N | 6 | 0-2 | 0-0 | 0-0 | 0-0/0 | 1 0 | 0 1 | 0 0 | 0 | 0 | |
| Totals | 2/26 | 194 | 18-37 | 0-1 | 14-25 | 11-21/32 | 31 | 7 | 8 | 15 | 9 | 50 |

HAGEN'S CAREER STATISTICS

| Season | Gp | Gs | Min | Avg | 3-POINT | | | | REBOUNDS | | | | | | | | | | |
|---------|------------|----|-----|-----|---------|-----|--------|------|----------|-----|----------|-----|-----|----|-------|-----|------|----|-----|
| | | | | | Fg-Fga | Pct | Ft-Fta | Pct | O-D/Tot | Avg | Asst | TO | Blk | ST | Pf/Dg | Pts | Avg | | |
| 2000-01 | 26 | 2 | 194 | 7.5 | 18-37 | 486 | 0-1 | 0.00 | 14-25 | 560 | 11-21/32 | 1.2 | 7 | 8 | 15 | 9 | 31/0 | 50 | 1.9 |
| 2001-02 | Redshirted | | | | | | | | | | | | | | | | | | |

MAURICE HARGROW

11 Guard • So. • 6-4 • 193 • St. Paul, Minn. • Highland Park HS

Last Two Games: Played a career-high 42 minutes and scored 13 points and grabbed seven rebounds vs. Arkansas-Little Rock (12/10) • led team with 15 points, on 6-of-10 shooting at Nebraska (12/8).
Notable: Scored 15 points, tied a career-high with eight rebounds in 26 minutes vs. Bethune Cookman (12/6) • played a career-high 36 minutes while battling the flu vs. Georgia Tech (12/4) • scored 10 points, grabbed five rebounds, had three assists (new career high), two steals and a block • led team with 15 points and a career-high eight rebounds in a career-high 32 minutes vs. Georgia (11/30) • scored a career-high 21 points vs. UNC Asheville (11/24) • also established career-highs for FG made, FG attempts, FT attempts, FT made, rebounds and minutes in that game • has scored in double figures six times this season and seven times in his career.

CAREER HIGHS

Minutes: 42 vs. Arkansas-Little Rock (12/10/02)
Points: 21 vs. UNC Asheville (11/24/02)
FG Attempts: 13 vs. Georgia Tech (12/4/02)
FG Made: 6 - two times; last at Nebraska (12/8/02)
FT Attempts: 14 vs. UNC Asheville (11/24/02)
FT Made: 8 vs. UNC Asheville (11/24/02)
3-Point FG Attempts: 5 at Nebraska (12/8/02)
3-Point FG Made: 3 vs. Arkansas-Little Rock (12/10/02)
Rebounds: 8 - two times; last vs. Bethune Cookman (12/6/02)
Assists: 3 vs. Georgia Tech (12/4/02)
Steals: 2 - twice; last vs. Georgia Tech (12/4/02)
Blocks: 1 - four times; last vs. Georgia Tech (12/4/02)

2002-03 GAME-BY-GAME

| Opponent (Date) | Start | Min. | Fg-Fa | 3g-3a | Ftm-Fta | O-D/T | Pf. | Asst. | To. | Blk. | Stl. | Pts. |
|------------------------|-------|------|-------|-------|---------|-------|-----|-------|-----|------|------|------|
| UNC Asheville (11/24) | N | 24 | 6-10 | 1-1 | 8-14 | 2-2/4 | 1 | 1 | 1 | 0 | 2 | 21 |
| Georgia (11/30) | Y | 32 | 5-8 | 1-1 | 4-6 | 0-8/8 | 2 | 2 | 0 | 1 | 0 | 15 |
| Georgia Tech (12/4) | Y | 36 | 4-13 | 1-3 | 1-2 | 1-4/5 | 1 | 3 | 0 | 1 | 2 | 10 |
| Bethune Cookman (12/6) | Y | 26 | 4-9 | 1-2 | 6-6 | 4-4/8 | 0 | 2 | 2 | 0 | 0 | 15 |
| at Nebraska (12/8) | Y | 29 | 6-10 | 2-5 | 1-1 | 1-4/5 | 2 | 0 | 3 | 0 | 0 | 15 |
| Arkansas-LR (12/10) | Y | 42 | 4-11 | 3-3 | 2-7 | 4-3/7 | 3 | 0 | 1 | 0 | 0 | 13 |

2001-02 GAME-BY-GAME

| Opponent (Date) | Start | Min. | Fg-Fa | 3g-3a | Ftm-Fta | O-D/T | Pf. | Asst. | To. | Blk. | Stl. | Pts. |
|--------------------------|-------------|------------|--------------|-------------|--------------|----------------|-----------|-----------|-----------|----------|----------|------------|
| Mercer (11/17) | N | 10 | 1-2 | 1-1 | 4-6 | 0-1/1 | 0 | 0 | 0 | 0 | 0 | 7 |
| UNC-Asheville (11/21) | N | 11 | 5-6 | 1-1 | 0-0 | 0-2/2 | 0 | 1 | 1 | 0 | 1 | 11 |
| E. Washington (11/24) | N | 11 | 1-2 | 0-0 | 0-0 | 1-2/3 | 1 | 0 | 1 | 0 | 0 | 2 |
| at Wake Forest (11/27) | N | 4 | 0-0 | 0-0 | 0-0 | 0-0/0 | 0 | 0 | 0 | 0 | 0 | 0 |
| UT-Pan American (12/1) | N | 7 | 1-4 | 0-1 | 2-2 | 1-2/3 | 0 | 0 | 0 | 0 | 0 | 4 |
| UNC-Wilmington (12/4) | N | 13 | 2-5 | 1-1 | 0-0 | 0-1/1 | 1 | 1 | 0 | 0 | 0 | 5 |
| at Georgia (12/7) | N | 14 | 3-7 | 1-2 | 0-0 | 1-2/3 | 0 | 0 | 1 | 1 | 1 | 7 |
| Oregon (12/10) | | | | | | | | | | | | |
| Maryland-ES (12/13) | | | | | | | | | | | | |
| Nebraska (12/22) | N | 5 | 1-2 | 0-0 | 0-0 | 0-0/0 | 1 | 2 | 1 | 0 | 0 | 2 |
| at Texas Tech (12/30) | N | 15 | 1-5 | 0-4 | 0-0 | 0-2/2 | 1 | 1 | 2 | 0 | 0 | 2 |
| at Illinois (1/2) | N | 5 | 0-2 | 0-1 | 0-0 | 0-0/0 | 0 | 0 | 0 | 0 | 0 | 0 |
| Michigan State (1/5) | | | | | | | | | | | | |
| Michigan (1/9) | N | 10 | 2-2 | 0-0 | 2-4 | 0-1/1 | 1 | 0 | 1 | 0 | 0 | 6 |
| at Purdue (1/12) | N | 7 | 1-2 | 0-0 | 0-0 | 0-0/0 | 0 | 1 | 1 | 0 | 0 | 2 |
| at Wisconsin (1/16) | N | 4 | 1-1 | 0-0 | 1-2 | 1-0/1 | 0 | 0 | 0 | 0 | 0 | 3 |
| at Michigan (1/19) | N | 12 | 1-1 | 1-1 | 2-2 | 0-3/3 | 1 | 0 | 0 | 0 | 0 | 5 |
| Ohio State (1/26) | N | 14 | 2-3 | 0-0 | 2-2 | 0-1/1 | 1 | 0 | 2 | 0 | 0 | 6 |
| Penn State (1/30) | N | 13 | 2-5 | 0-0 | 2-2 | 1-1/2 | 0 | 1 | 0 | 0 | 0 | 6 |
| Indiana (2/2) | N | 12 | 4-4 | 0-0 | 1-2 | 0-0/0 | 2 | 0 | 0 | 0 | 0 | 9 |
| at Iowa (2/9) | N | 7 | 0-0 | 0-0 | 1-2 | 0-1/1 | 0 | 2 | 3 | 0 | 0 | 1 |
| at Northwestern (2/13) | N | 7 | 0-1 | 0-0 | 0-0 | 2-0/2 | 1 | 0 | 0 | 0 | 0 | 0 |
| Wisconsin (2/16) | N | 18 | 2-4 | 0-1 | 2-2 | 1-1/2 | 2 | 2 | 1 | 0 | 1 | 6 |
| at Michigan State (2/21) | N | 13 | 1-4 | 0-2 | 0-0 | 0-0/0 | 0 | 2 | 2 | 0 | 1 | 0 |
| at Penn State (2/23) | N | 9 | 0-3 | 0-0 | 0-0 | 0-1/1 | 3 | 0 | 0 | 0 | 0 | 0 |
| Northwestern (2/27) | N | 12 | 1-2 | 0-0 | 0-0 | 0-0/0 | 0 | 2 | 1 | 0 | 0 | 2 |
| Illinois (3/3) | N | 4 | 0-2 | 0-1 | 0-0 | 0-0/0 | 1 | 1 | 1 | 0 | 0 | 0 |
| vs. Penn State (3/7) | N | 8 | 0-3 | 0-1 | 1-2 | 0-0/0 | 0 | 0 | 1 | 0 | 1 | 1 |
| vs. Illinois (3/8) | N | 6 | 2-2 | 0-0 | 2-2 | 0-0/0 | 0 | 0 | 0 | 0 | 1 | 6 |
| New Mexico (3/13) | N | 15 | 2-4 | 0-1 | 1-1 | 0-2/2 | 0 | 2 | 2 | 0 | 1 | 5 |
| Richmond (3/18) | N | 11 | 0-3 | 0-1 | 0-0 | 1-1/2 | 0 | 1 | 1 | 1 | 0 | 0 |
| Totals | 0/28 | 280 | 36-81 | 5-19 | 23-31 | 9-24/33 | 16 | 19 | 22 | 2 | 7 | 100 |

HARGROW'S CAREER STATISTICS

| Season | Gp | Gs | Min | Avg | 3-POINT | | | | REBOUNDS | | | | | | | | | | |
|---------|----|----|-----|------|---------|-----|--------|-----|----------|-----|---------|-----|------|----|-----|----|-------|-----|-----|
| | | | | | Fg-Fga | Pct | Fg-Fga | Pct | Ft-Fta | Pct | O-D/Tot | Avg | Asst | TO | Blk | ST | Pf/Dn | Pts | Avg |
| 2001-02 | 28 | 0 | 280 | 10.0 | 36-81 | 44% | 5-19 | 26% | 23-31 | 74% | 9-24/33 | 1.2 | 19 | 22 | 2 | 7 | 16/0 | 100 | 3.6 |

JERRY HOLMAN

40 F/C • Sr. • 6-10 • 225 • St. Paul, Minn. • Mpls. Community & Tech Coll./Humboldt HS

Last Two Games: Had 11 points, six rebounds and set a new career-high with five blocks vs. Arkansas-Little Rock (12/10) • had 13 points, six rebounds and four blocks at Nebraska (12/8).

Notable: Had 15 points, a career-high nine rebounds, three blocks and two steals vs. Bethune Cookman (12/6) • led the team with 21 points, on 8-of-12 shooting, seven rebounds, three assists, and three blocks vs. Georgia Tech (12/4) • had nine points and seven rebounds in 30 minutes before fouling out for the second straight game vs. Georgia (11/30/02) • played only 13 minutes before fouling out with five points vs. UNC Asheville (11/24) • has scored in double figures four times this season and 16 times in his career • Minnesota is 13-3 when Holman scores in double figures.

CAREER HIGHS

Minutes: 32 at Northwestern (2/13/02)
Points: 22 vs. New Mexico (3/13/02)
FG Attempts: 13 vs. Bethune Cookman (12/6/02)
FG Made: 9 vs. New Mexico (3/13/02)
FT Attempts: 7 - two times; last vs. New Mexico (3/13/02)
FT Made: 5 - four times; last vs. Georgia Tech (12/4/02)
Rebounds: 9 vs. Bethune Cookman (12/6/02)
Assists: 4 at Northwestern (2/13/02)
Steals: 2 - six times; last vs. Bethune Cookman (12/6/02)
Blocks: 5 - vs. Arkansas-Little Rock (12/10/02)

2002-03 GAME-BY-GAME

| Opponent (Date) | Start | Min. | Fg-Fa | 3g-3a | Ftm-Fta | O-D/T | Pf. | Asst. | To. | Blk. | Stl. | Pts. |
|------------------------|-------|------|-------|-------|---------|-------|-----|-------|-----|------|------|------|
| UNC Asheville (11/24) | Y | 13 | 1-2 | 0-0 | 3-4 | 2-0/2 | 5 | 1 | 0 | 3 | 0 | 5 |
| Georgia (11/30) | Y | 30 | 3-7 | 0-0 | 3-4 | 3-4/7 | 5 | 0 | 1 | 1 | 0 | 9 |
| Georgia Tech (12/4) | Y | 26 | 8-12 | 0-0 | 5-6 | 2-5/7 | 3 | 3 | 3 | 3 | 0 | 21 |
| Bethune Cookman (12/6) | Y | 26 | 6-13 | 0-0 | 3-3 | 6-3/9 | 3 | 1 | 2 | 3 | 2 | 15 |
| at Nebraska (12/8) | Y | 27 | 5-10 | 0-0 | 3-5 | 3-3/6 | 4 | 0 | 1 | 4 | 1 | 13 |
| Arkansas-LR (12/10) | Y | 28 | 5-7 | 0-0 | 1-3 | 4-2/6 | 2 | 1 | 2 | 5 | 0 | 11 |

2001-02 GAME-BY-GAME

| Opponent (Date) | Start | Min. | Fg-Fa | 3g-3a | Ftm-Fta | O-D/T | Pf. | Asst. | To. | Blk. | Stl. | Pts. | |
|--------------------------|-------|--------------|------------|----------------|------------|--------------|------------------|-----------|-----------|-----------|-----------|-----------|------------|
| Mercer (11/17) | N | 18 | 6-8 | 0-0 | 5-6 | 4-2/6 | 2 | 1 | 2 | 0 | 1 | 17 | |
| UNC-Asheville (11/21) | N | 21 | 7-10 | 0-0 | 0-0 | 1-5/6 | 3 | 1 | 3 | 1 | 2 | 14 | |
| E. Washington (11/24) | N | 20 | 6-9 | 0-0 | 2-4 | 1-2/3 | 4 | 0 | 3 | 1 | 2 | 14 | |
| at Wake Forest (11/27) | N | 26 | 2-4 | 0-0 | 0-0 | 2-5/7 | 3 | 1 | 0 | 1 | 2 | 4 | |
| UT-Pan American (12/1) | N | 21 | 4-9 | 0-0 | 0-0 | 0-1/1 | 3 | 1 | 0 | 2 | 1 | 8 | |
| UNC-Wilmington (12/4) | N | 18 | 2-5 | 0-0 | 0-1 | 1-3/4 | 1 | 0 | 3 | 4 | 0 | 4 | |
| at Georgia (12/7) | N | 23 | 1-8 | 0-0 | 5-6 | 2-2/4 | 2 | 1 | 3 | 2 | 0 | 7 | |
| Oregon (12/10) | N | 18 | 2-4 | 0-0 | 0-0 | 2-1/3 | 1 | 1 | 2 | 1 | 2 | 4 | |
| Maryland-ES (12/13) | N | 26 | 5-8 | 0-0 | 5-7 | 6-2/8 | 1 | 2 | 1 | 2 | 0 | 15 | |
| Nebraska (12/22) | N | 14 | 2-3 | 0-0 | 1-2 | 1-2/3 | 3 | 1 | 1 | 0 | 0 | 5 | |
| at Texas Tech (12/30) | Y | 16 | 1-8 | 0-0 | 0-0 | 1-1/2 | 5 | 0 | 2 | 0 | 0 | 2 | |
| at Illinois (1/2) | N | 23 | 5-8 | 0-0 | 0-0 | 1-1/2 | 4 | 1 | 1 | 0 | 0 | 10 | |
| Michigan State (1/5) | N | 23 | 6-7 | 0-0 | 4-5 | 1-2/3 | 2 | 0 | 0 | 1 | 1 | 16 | |
| Michigan (1/9) | N | 30 | 6-9 | 0-0 | 0-0 | 2-1/3 | 1 | 3 | 2 | 3 | 0 | 12 | |
| at Purdue (1/12) | N | 19 | 1-3 | 0-0 | 0-0 | 0-1/1 | 1 | 1 | 1 | 1 | 0 | 2 | |
| at Wisconsin (1/16) | N | 17 | 2-3 | 0-0 | 0-1 | 0-3/3 | 2 | 0 | 3 | 0 | 0 | 4 | |
| at Michigan (1/19) | N | 12 | 3-6 | 0-0 | 0-0 | 2-1/3 | 4 | 0 | 0 | 0 | 1 | 6 | |
| Ohio State (1/26) | Y | 28 | 5-9 | 0-0 | 2-2 | 0-4/4 | 3 | 2 | 1 | 3 | 0 | 12 | |
| Penn State (1/30) | Y | 25 | 6-11 | 0-0 | 2-2 | 2-6/8 | 4 | 2 | 2 | 3 | 0 | 14 | |
| Indiana (2/2) | Y | 21 | 4-5 | 0-0 | 0-0 | 0-3/3 | 2 | 1 | 1 | 1 | 1 | 8 | |
| at Iowa (2/9) | Y | 24 | 3-6 | 0-0 | 2-5 | 0-2/2 | 4 | 0 | 2 | 0 | 2 | 9 | |
| at Northwestern (2/13) | Y | 32 | 3-5 | 0-0 | 0-2 | 0-3/3 | 3 | 4 | 0 | 3 | 0 | 6 | |
| Wisconsin (2/16) | Y | 27 | 7-10 | 0-0 | 3-6 | 0-3/3 | 3 | 0 | 2 | 2 | 0 | 17 | |
| at Michigan State (2/21) | Y | 15 | 3-4 | 0-0 | 0-1 | 0-1/1 | 3 | 2 | 0 | 0 | 0 | 6 | |
| at Penn State (2/23) | Y | 18 | 3-9 | 0-0 | 1-4 | 1-5/6 | 3 | 1 | 1 | 2 | 0 | 7 | |
| Northwestern (2/27) | Y | 26 | 2-3 | 0-0 | 0-0 | 0-5/5 | 3 | 1 | 5 | 4 | 0 | 4 | |
| Illinois (3/3) | Y | 24 | 4-12 | 0-0 | 1-2 | 1-1/2 | 1 | 0 | 0 | 2 | 0 | 9 | |
| vs. Penn State (3/7) | Y | 27 | 5-5 | 0-0 | 0-2 | 1-5/6 | 3 | 2 | 1 | 0 | 1 | 10 | |
| vs. Illinois (3/8) | Y | 14 | 1-3 | 0-0 | 0-0 | 0-1/1 | 5 | 0 | 0 | 0 | 0 | 2 | |
| New Mexico (3/13) | N | 19 | 9-12 | 0-0 | 4-7 | 4-3/7 | 2 | 1 | 0 | 1 | 2 | 22 | |
| Richmond (3/18) | N | 22 | 2-7 | 0-0 | 0-0 | 2-6/8 | 1 | 1 | 3 | 2 | 1 | 4 | |
| Totals | | 13/31 | 667 | 118-213 | 0-0 | 37-65 | 38-83/121 | 82 | 31 | 45 | 43 | 17 | 273 |

HOLMAN'S CAREER STATISTICS

| Season | Gp | Gs | Min | Avg | Fg-Fga | Pct | 3-POINT | | FT-Fta | | REBOUNDS | | ST | P/Dq | Pts | Avg | | | |
|---------|----|----|-----|------|---------|------|---------|------|--------|------|-----------|-----|----|------|-----|-----|------|-----|-----|
| | | | | | | | Fg-Fga | Pct. | Ft-Fta | Pct. | O-D/Tot | Avg | | | | | Asst | TO | Blk |
| 2001-02 | 31 | 13 | 667 | 21.5 | 118-213 | 55.4 | 0-0 | 0.00 | 37-65 | 56.9 | 38-83/121 | 3.9 | 31 | 45 | 43 | 17 | 82/2 | 273 | 8.8 |

BEN JOHNSON

22 Guard • Jr. • 6-3 • 185 • Minneapolis, Minn. • Northwestern/DeLaSalle HS

Last Two Games: Scored a season-high 14 points, was 2-of-3 from three-point range, and had two steals in 35 minutes vs. Arkansas-Little Rock (12/10) • had two points, four rebounds and three assists at Nebraska (12/8).

Notable: Had seven points, three rebounds and two steals vs. Georgia Tech (12/4/02) • had 11 points, six rebounds and four assists in 34 minutes vs. Georgia (11/30/02) • grabbed a career-best 10 rebounds vs. UNC Asheville (11/24) in his first start as a Golden Gopher.

Milestones: Has scored in double figures two times in his career at Minnesota • recorded his 200th-career rebound (including NU) vs. Georgia (11/30/02)

CAREER HIGHS

Minutes: 40, twice; last vs. Illinois (1/17/01)*
Points: 26 vs. Purdue (2/12/00)*
FG Attempts: 18 vs. Arkansas-Little Rock (11/18/00)*
FG Made: 9 vs. Purdue (2/12/00)*
FT Attempts: 13 vs. Jacksonville (12/14/99)*
FT Made: 11 vs. Pepperdine (1/8/00)*
3-Point FG Attempts: 9 vs. Penn State (1/13/00)*
3-Point FG Made: 3 - six times; last vs. St. Peter's (12/13/00)*
Rebounds: 10 vs. UNC Asheville (11/24/02)
Assists: 10 vs. Penn State (2/21/01)*
Steals: 5 at Illinois (2/3/01)*
Blocks: 2 vs. Mississippi State (11/28/99)*
** at Northwestern*

2002-03 GAME-BY-GAME

| Opponent (Date) | Start | Min. | Fg-Fa | 3g-3a | Ftm-Fta | O-D/T | Pf. | Asst. | To. | Blk. | Stl. | Pts. |
|------------------------|-------|------|-------|-------|---------|--------|-----|-------|-----|------|------|------|
| UNC Asheville (11/24) | Y | 29 | 2-8 | 0-1 | 0-0 | 1-9/10 | 2 | 2 | 2 | 0 | 0 | 4 |
| Georgia (11/30) | Y | 34 | 3-7 | 0-2 | 5-6 | 1-5/6 | 0 | 4 | 1 | 1 | 1 | 11 |
| Georgia Tech (12/4) | Y | 35 | 3-8 | 1-2 | 0-0 | 0-3/3 | 3 | 1 | 4 | 0 | 2 | 7 |
| Bethune Cookman (12/6) | Y | 31 | 2-5 | 1-1 | 2-3 | 1-3/4 | 2 | 2 | 2 | 0 | 1 | 7 |
| at Nebraska (12/8) | Y | 26 | 1-5 | 0-1 | 0-0 | 1-3/4 | 3 | 3 | 3 | 0 | 1 | 2 |
| Arkansas-LR (12/10) | Y | 35 | 5-11 | 2-3 | 2-3 | 1-2/3 | 0 | 1 | 3 | 0 | 2 | 14 |

JOHNSON'S CAREER STATISTICS

| Season | Gp | Gs | Min | Avg | 3-POINT | | | | REBOUNDS | | | | | | | | | | |
|---------------|-----------|-----------|-------------|-------------|----------------|-------------|---------------|-------------|----------------|-------------|-------------------|------------|------------|------------|----------|-----------|--------------|------------|-------------|
| | | | | | Fg-Fga | Pct. | Ft-Fta | Pct. | O-D/Tot | Avg | Asst | TO | Blk | ST | Pf/Dq | Pts | Avg | | |
| 1999-00* | 30 | 30 | 988 | 32.9 | 118-333 | .354 | 37-106 | .349 | 76-91 | .835 | 15-71/86 | 2.9 | 73 | 101 | 6 | 24 | 64/1 | 349 | 11.6 |
| 2000-01* | 30 | 30 | 958 | 31.9 | 121-293 | .413 | 28-90 | .311 | 50-64 | .781 | 36-65/101 | 3.4 | 74 | 47 | 3 | 27 | 53/0 | 320 | 10.7 |
| Career | 60 | 60 | 1946 | 32.4 | 239-626 | .382 | 65-196 | .332 | 126-155 | .813 | 51-136/187 | 3.1 | 147 | 148 | 9 | 51 | 117/1 | 669 | 11.1 |

*at Northwestern

RICK RICKERT

1/4 Forward • So. • 6-11 • 216 • Duluth, Minn. • Duluth East HS

Last Two Games: Bounced back from illness and scored 25 points, on 7-of-12 shooting, and grabbed seven boards vs. Arkansas-Little Rock (12/10) in a career-high 39 minutes • still feeling the effects of the flu and played only 17 minutes and held scoreless at Nebraska (12/8).

Notable: Sat out the first game of his college career with the flu vs. Bethune Cookman (12/6) • hit a turnaround 10-foot jumper with :10 left to beat Georgia Tech (12/4) • had 17 points on 5-of-8 shooting, 2-of-2 from three-point range and 5-of-5 from the line, also grabbed seven boards • had 12 points, five rebounds, three blocks and three steals in 34 minutes vs. Georgia (11/30/02) • led team with 26 points, was a career-best 5-of-6 from three-point range, in 32 minutes vs. UNC Asheville (11/24) • preseason Playboy All-American • preseason Third Team All-American by Basketball News • preseason Second Team All-American by the College Basketball News

Milestones: First Big Ten Freshman of the Year in school history • most points by a freshman (441) in a season in Minnesota basketball history • averaged 14.2 points per game, the most by a freshman in school history • was the first Minnesota player to have three straight 20-point games (1/30/02-2/9/02) since Quincy Lewis had 10 straight in 1999-2000 • scored his 500th career point vs. Arkansas-Little Rock (12/10/02) • has scored 20 or more points eight times in his career (Gophers are 8-0) • has scored in double figures 26 times in 36 games as a Golden Gopher.

CAREER HIGHS

Minutes: 39 vs. Arkansas-Little Rock (12/10/02)
Points: 28 vs. Oregon (12/10/01)
FG Attempts: 18 vs. Indiana (2/2/02)
FG Made: 11 vs. Oregon (12/10/01)
FT Attempts: 11 vs. UNC Asheville (11/24/02)
FT Made: 8 at Iowa (2/9/02)
3-Point FG Attempts: 6 - six times; last vs. UNC Asheville (11/24/02)
3-Point FG Made: 5 vs. UNC Asheville (11/24/02)
Rebounds: 10 - two times; last at Northwestern (2/13/02)
Assists: 5 vs. Wisconsin (2/16/02)
Steals: 3 vs. Georgia (11/30/02)
Blocks: 5 - two times; last vs. Northwestern (2/27/02)

2002-03 GAME-BY-GAME

| Opponent (Date) | Start | Min. | Fg-Fa | 3g-3a | Ftm-Fta | O-D/T | Pf. | Asst. | To. | Blk. | Stl. | Pts. |
|------------------------|-------|------|--------------|-------|---------|-------|-----|-------|-----|------|------|------|
| UNC Asheville (11/24) | Y | 32 | 8-15 | 5-6 | 5-11 | 2-3/5 | 3 | 0 | 1 | 2 | 2 | 26 |
| Georgia (11/30) | Y | 34 | 3-13 | 2-5 | 4-6 | 1-4/5 | 2 | 1 | 3 | 3 | 3 | 12 |
| Georgia Tech (12/4) | Y | 31 | 5-8 | 2-2 | 5-5 | 2-5/7 | 3 | 0 | 1 | 0 | 2 | 17 |
| Bethune Cookman (12/6) | | | Did Not Play | | | | | | | | | |
| at Nebraska (12/8) | Y | 17 | 0-2 | 0-1 | 0-0 | 1-4/5 | 2 | 1 | 1 | 1 | 0 | 0 |
| Arkansas-LR (12/10) | Y | 39 | 7-12 | 1-3 | 10-12 | 2-5/7 | 3 | 0 | 4 | 1 | 1 | 25 |

2001-02 GAME-BY-GAME

| Opponent (Date) | Start | Min. | Fg-Fa | 3g-3a | Ftm-Fta | O-D/T | Pf. | Asst. | To. | Blk. | Stl. | Pts. | |
|--------------------------|-------|--------------|------------|----------------|---------------|---------------|-------------------|-----------|-----------|-----------|-----------|-----------|------------|
| Mercer (11/17) | Y | 23 | 7-10 | 3-4 | 0-0 | 3-3/6 | 3 | 1 | 0 | 4 | 0 | 17 | |
| UNC-Asheville (11/21) | Y | 30 | 4-7 | 3-6 | 4-4 | 2-2/4 | 2 | 3 | 0 | 1 | 1 | 15 | |
| E. Washington (11/24) | Y | 27 | 4-5 | 1-1 | 5-8 | 2-8/10 | 2 | 2 | 2 | 5 | 1 | 14 | |
| at Wake Forest (11/27) | Y | 32 | 4-9 | 1-3 | 0-0 | 2-3/5 | 2 | 2 | 1 | 0 | 2 | 9 | |
| UT-Pan American (12/1) | Y | 28 | 4-15 | 0-4 | 0-0 | 1-4/5 | 1 | 4 | 1 | 0 | 2 | 8 | |
| UNC-Wilmington (12/4) | Y | 32 | 6-12 | 1-6 | 0-0 | 2-4/6 | 2 | 1 | 3 | 4 | 0 | 13 | |
| at Georgia (12/7) | Y | 21 | 3-6 | 1-4 | 0-0 | 3-4/7 | 4 | 0 | 2 | 0 | 1 | 7 | |
| Oregon (12/10) | Y | 36 | 11-17 | 2-4 | 4-7 | 3-6/9 | 3 | 0 | 1 | 0 | 0 | 28 | |
| Maryland-ES (12/13) | Y | 22 | 1-6 | 0-1 | 3-3 | 1-3/4 | 1 | 1 | 1 | 1 | 1 | 5 | |
| Nebraska (12/22) | Y | 29 | 6-12 | 1-6 | 1-3 | 1-2/3 | 4 | 0 | 2 | 0 | 2 | 14 | |
| at Texas Tech (12/30) | Y | 17 | 1-4 | 0-2 | 0-0 | 0-4/4 | 5 | 0 | 0 | 0 | 0 | 2 | |
| at Illinois (1/2) | Y | 20 | 2-6 | 1-3 | 0-1 | 1-0/1 | 4 | 1 | 4 | 1 | 1 | 6 | |
| Michigan State (1/5) | Y | 33 | 6-8 | 1-1 | 2-2 | 1-3/4 | 2 | 2 | 1 | 3 | 0 | 15 | |
| Michigan (1/9) | Y | 16 | 3-3 | 1-1 | 0-1 | 0-3/3 | 5 | 0 | 2 | 1 | 1 | 7 | |
| at Purdue (1/12) | Y | 35 | 8-12 | 2-4 | 6-6 | 2-5/7 | 3 | 1 | 4 | 0 | 2 | 24 | |
| at Wisconsin (1/16) | Y | 24 | 6-14 | 0-5 | 1-3 | 2-5/7 | 3 | 0 | 1 | 1 | 0 | 13 | |
| at Michigan (1/19) | Y | 27 | 4-8 | 1-1 | 6-8 | 0-3/3 | 3 | 2 | 1 | 1 | 0 | 15 | |
| Ohio State (1/26) | Y | 30 | 5-8 | 3-4 | 6-6 | 1-3/4 | 3 | 1 | 3 | 1 | 0 | 19 | |
| Penn State (1/30) | Y | 26 | 9-12 | 3-5 | 5-8 | 1-4/5 | 2 | 2 | 2 | 0 | 1 | 26 | |
| Indiana (2/2) | Y | 32 | 9-18 | 2-4 | 7-10 | 3-3/6 | 4 | 1 | 2 | 1 | 0 | 27 | |
| at Iowa (2/9) | Y | 31 | 7-10 | 1-4 | 8-9 | 1-4/5 | 3 | 2 | 4 | 2 | 1 | 23 | |
| at Northwestern (2/13) | Y | 38 | 5-11 | 2-6 | 5-6 | 3-7/10 | 2 | 2 | 3 | 3 | 2 | 17 | |
| Wisconsin (2/16) | Y | 30 | 5-15 | 1-6 | 1-2 | 1-4/5 | 3 | 5 | 2 | 0 | 0 | 12 | |
| at Michigan State (2/21) | Y | 29 | 2-6 | 0-2 | 1-3 | 0-2/2 | 1 | 1 | 1 | 0 | 1 | 5 | |
| at Penn State (2/23) | Y | 28 | 5-11 | 0-3 | 4-6 | 2-2/4 | 4 | 0 | 3 | 0 | 0 | 14 | |
| Northwestern (2/27) | Y | 27 | 3-8 | 1-3 | 1-3 | 2-5/7 | 3 | 2 | 3 | 5 | 0 | 8 | |
| Illinois (3/3) | Y | 29 | 6-13 | 3-5 | 3-4 | 5-2/7 | 5 | 2 | 2 | 1 | 0 | 18 | |
| vs. Penn State (3/7) | Y | 28 | 9-12 | 2-2 | 1-2 | 1-5/6 | 1 | 3 | 4 | 2 | 1 | 21 | |
| vs. Illinois (3/8) | Y | 30 | 3-8 | 1-4 | 3-5 | 0-0/0 | 4 | 4 | 2 | 1 | 1 | 10 | |
| New Mexico (3/13) | Y | 24 | 6-12 | 2-3 | 4-4 | 2-2/4 | 4 | 1 | 1 | 0 | 0 | 18 | |
| Richmond (3/18) | Y | 36 | 3-13 | 1-4 | 5-8 | 5-4/9 | 2 | 1 | 2 | 0 | 1 | 12 | |
| Totals | | 31/31 | 870 | 157-311 | 41-111 | 86-122 | 53-109/162 | 92 | 47 | 60 | 38 | 22 | 441 |

RICKERT'S CAREER STATISTICS

| Season | Gp | Gs | Min | Avg | 3-POINT | | | REBOUNDS | | | | | | | Pct. | Avg | | | |
|---------|----|----|-----|------|---------|------|--------|----------|---------|------|------------|-----|-----|-----|------|-----|-------|-----|------|
| | | | | | Fg-Fa | Pct. | Ft-Fa | Pct. | O-D/Tot | Avg | Asst | TO | Blk | Stl | | | Pf/Dq | Pts | |
| 2001-02 | 31 | 31 | 870 | 28.1 | 157-311 | 50.5 | 41-111 | 36.9 | 86-122 | 70.5 | 53-109/162 | 5.2 | 47 | 60 | 38 | 22 | 92/3 | 441 | 14.2 |

AARON ROBINSON

3 Guard • So. • 5-9 • 165 • Rockford, Ill. • Guilford HS

Last Two Games: Had three points in five minutes vs. Arkansas-Little Rock (12/10) • did not make the trip to Nebraska (12/8).

Notable: Sat out vs. Bethune Cookman (12/6) • played two minutes vs. Georgia Tech (12/4/02) • played eight minutes vs. UNC Asheville (11/24) • had two points and an assist vs. Team Nike (11/17) • had six points and two rebounds in 18 minutes vs. Minnesota State, Mankato (11/8).

CAREER HIGHS

Minutes: 14 vs. Maryland-Eastern Shore (12/13/01)

Points: 5 vs. EWU (11/24/01)

FG Attempts: 3 - four times; last at UNC-Wilmington (12/4/01)

FG Made: 1 - five times; last vs. New Mexico (3/13/02)

FT Attempts: 4 vs. UT-Pan American (12/1/01)

FT Made: 2 - three times; last vs. Northwestern (2/27/02)

3-Point FG Attempts: 2 vs. Nebraska (12/22/01)

3-Point FG Made: 1 - two times; last vs. UNC-Wilmington (12/4/01)

Rebounds: 3 vs. Mercer (11/17/01)

Assists: 4 vs. Maryland-Eastern Shore (12/13/01)

Steals: 2 - two times; last vs. Nebraska (12/22/01)

Blocks: 1 vs. Maryland-Eastern Shore (12/13/01)

2002-03 GAME-BY-GAME

| Opponent (Date) | Start | Min. | Fg-Fa | 3g-3a | Ftm-Fta | O-D/T | Pf.Asst. | To. | Blk. | Stl. | Pts. |
|------------------------|-------|------|--------------|-------|---------|-------|----------|-----|------|------|------|
| UNC Asheville (11/24) | N | 8 | 0-0 | 0-0 | 0-1 | 0-0/0 | 0 1 | 1 | 0 | 0 | 0 |
| Georgia (11/30) | | | Did Not Play | | | | | | | | |
| Georgia Tech (12/4) | N | 2 | 0-0 | 0-0 | 0-0 | 0-0/0 | 0 0 | 1 | 0 | 0 | 0 |
| Bethune Cookman (12/6) | | | Did Not Play | | | | | | | | |
| at Nebraska (12/8) | | | Did Not Play | | | | | | | | |
| Arkansas-LR (12/10) | N | 5 | 1-1 | 1-1 | 0-0 | 0-0/0 | 1 0 | 0 | 0 | 1 | 3 |

2001-02 GAME-BY-GAME

| Opponent (Date) | Start | Min. | Fg-Fa | 3g-3a | Ftm-Fta | O-D/T | Pf.Asst. | To. | Blk. | Stl. | Pts. |
|--------------------------|-------|-------------|--------------|-------------|-------------|-------------|----------------|-----------|-----------|-----------|----------------|
| Mercer (11/17) | N | 12 | 0-3 | 0-1 | 1-2 | 0-3/3 | 4 3 | 0 | 0 | 1 | 1 |
| UNC-Asheville (11/21) | N | 8 | 0-3 | 0-1 | 0-0 | 0-0/0 | 1 2 | 1 | 0 | 1 | 0 |
| E. Washington (11/24) | N | 13 | 1-3 | 1-1 | 2-2 | 0-0/0 | 2 2 | 1 | 0 | 2 | 5 |
| at Wake Forest (11/27) | N | 3 | 0-0 | 0-0 | 0-0 | 0-0/0 | 0 0 | 1 | 0 | 0 | 0 |
| UT-Pan American (12/1) | N | 6 | 0-0 | 0-0 | 2-4 | 0-0/0 | 1 2 | 2 | 0 | 1 | 2 |
| UNC-Wilmington (12/4) | N | 8 | 1-3 | 1-1 | 0-0 | 0-2/2 | 1 0 | 1 | 0 | 1 | 3 |
| at Georgia (12/7) | N | 5 | 0-1 | 0-1 | 0-2 | 0-1/1 | 0 0 | 3 | 0 | 0 | 0 |
| Oregon (12/10) | N | 4 | 0-0 | 0-0 | 0-0 | 0-0/0 | 0 0 | 1 | 0 | 0 | 0 |
| Maryland-ES (12/13) | N | 14 | 0-2 | 0-1 | 0-0 | 1-1/2 | 3 4 | 2 | 1 | 0 | 0 |
| Nebraska (12/22) | N | 10 | 0-2 | 0-2 | 0-0 | 0-0/0 | 0 1 | 0 | 0 | 2 | 0 |
| at Texas Tech (12/30) | N | 6 | 0-1 | 0-1 | 0-0 | 0-0/0 | 0 0 | 1 | 0 | 1 | 0 |
| at Illinois (1/2) | N | 4 | 0-0 | 0-0 | 0-1 | 0-0/0 | 1 0 | 1 | 0 | 0 | 0 |
| Michigan State (1/5) | | | Did not play | | | | | | | | |
| Michigan (1/9) | N | 2 | 0-1 | 0-1 | 0-0 | 0-0/0 | 1 0 | 1 | 0 | 0 | 0 |
| at Purdue (1/12) | N | 2 | 0-0 | 0-0 | 0-0 | 0-0/0 | 0 0 | 0 | 0 | 0 | 0 |
| at Wisconsin (1/16) | N | 3 | 0-0 | 0-0 | 0-0 | 0-0/0 | 0 0 | 1 | 0 | 0 | 0 |
| at Michigan (1/19) | | | Did not play | | | | | | | | |
| Ohio State (1/26) | | | Did not play | | | | | | | | |
| Penn State (1/30) | N | 5 | 0-0 | 0-0 | 0-0 | 0-2/2 | 2 0 | 1 | 0 | 1 | 0 |
| Indiana (2/2) | | | Did not play | | | | | | | | |
| at Iowa (2/9) | | | Did not play | | | | | | | | |
| at Northwestern (2/13) | N | 3 | 0-0 | 0-0 | 0-0 | 0-1/1 | 0 1 | 0 | 0 | 0 | 0 |
| Wisconsin (2/16) | N | 6 | 0-1 | 0-1 | 0-0 | 0-1/1 | 0 2 | 0 | 0 | 1 | 0 |
| at Michigan State (2/21) | N | 2 | 0-0 | 0-0 | 0-0 | 0-0/0 | 0 0 | 0 | 0 | 0 | 0 |
| at Penn State (2/23) | N | 2 | 0-0 | 0-0 | 0-0 | 0-0/0 | 0 0 | 1 | 0 | 1 | 0 |
| Northwestern (2/27) | N | 2 | 0-1 | 0-0 | 2-2 | 0-1/1 | 1 0 | 0 | 0 | 0 | 2 |
| Illinois (3/3) | | | Did not play | | | | | | | | |
| vs. Penn State (3/7) | N | 2 | 1-1 | 0-0 | 0-0 | 0-0/0 | 0 0 | 0 | 0 | 0 | 2 |
| vs. Illinois (3/8) | N | 3 | 1-2 | 0-1 | 0-0 | 0-0/0 | 0 0 | 0 | 0 | 1 | 2 |
| New Mexico (3/13) | N | 4 | 1-1 | 0-0 | 0-0 | 0-0/0 | 0 0 | 0 | 0 | 0 | 2 |
| Richmond (3/18) | N | 5 | 0-0 | 0-0 | 0-0 | 1-0/1 | 0 0 | 1 | 0 | 1 | 0 |
| Totals | | 0/25 | 134 | 5-25 | 2-12 | 7-13 | 2-12/14 | 17 | 17 | 18 | 1 14 19 |

ROBINSON'S CAREER STATISTICS

| Season | Gp | Gs | Min | Avg | Fg-Fgn | Pct | 3-POINT | | | REBOUNDS | | | | | | | Pts | Avg | |
|---------|----|----|-----|-----|--------|------|---------|------|--------|----------|---------|-----|------|----|-----|----|------|-----|-------|
| | | | | | | | Fa-Fgn | Pct. | Ft-Fta | Pct. | O-D/Tot | Avg | Asst | TO | Blk | ST | | | Pf/Dq |
| 2001-02 | 25 | 0 | 134 | 5.4 | 5-25 | .200 | 2-12 | .167 | 7-13 | .538 | 2-12/14 | 0.6 | 17 | 18 | 1 | 14 | 17/0 | 19 | 0.8 |

MINNESOTA
Nebraska

60
80

Game 5

December 8, 2002
Devaney Center
Lincoln, Neb.

Attendance: 8,162

Recap: Minnesota lost 80-60 to Nebraska at the Bob Devaney Sports Center in Lincoln, Neb. The Cornhuskers got off to a 16-0 start and the lead never fell below 13 points the entire game. The Gophers shot just 31 percent from the field, 21.4 from three-point range and had 16 turnovers. Maurice Hargrow led the way for Minnesota with 15 points and five boards while Michael Bauer had 14 points and seven rebounds. Jerry Holman added 13 points, five rebounds and four blocks. Sophomore Rick Rickert played only 17 minutes due to the flu.

| Minnesota | Min | FG-A | FT-A | R | A | Pt | Nebraska | Min | FG-A | FT-A | R | A | Pt |
|-------------|-----|-------|-------|----|----|----|--------------|-----|-------|-------|----|----|----|
| Rickert, F | 17 | 0-2 | 0-0 | 5 | 1 | 0 | Turek, F | 30 | 3-7 | 1-2 | 3 | 0 | 7 |
| Holman, C | 27 | 5-10 | 3-5 | 6 | 0 | 13 | Drevo, F | 30 | 9-18 | 5-6 | 14 | 2 | 27 |
| Hargrow, G | 29 | 6-10 | 1-1 | 5 | 0 | 15 | Johnson, G | 29 | 5-10 | 4-5 | 4 | 1 | 14 |
| Burleson, G | 33 | 1-7 | 2-2 | 2 | 5 | 4 | Muhleisen, G | 37 | 2-5 | 3-4 | 5 | 10 | 7 |
| Johnson, G | 26 | 1-5 | 0-0 | 4 | 3 | 7 | Simms, G | 31 | 3-9 | 2-4 | 5 | 1 | 8 |
| Hokenson | 1 | 0-0 | 0-0 | 1 | 0 | 1 | Dourisseau | 12 | 2-4 | 0-0 | 1 | 1 | 4 |
| Gaines | 13 | 1-4 | 0-0 | 4 | 1 | 2 | Wilkinson | 7 | 1-2 | 0-1 | 2 | 0 | 3 |
| Bolden | 1 | 0-0 | 2-2 | 1 | 0 | 2 | Schliep | 1 | 0-1 | 0-0 | 0 | 0 | 0 |
| Esselink | 10 | 0-6 | 2-2 | 1 | 0 | 2 | Conklin | 13 | 3-5 | 0-0 | 4 | 2 | 8 |
| Lawson | 6 | 1-3 | 2-2 | 0 | 0 | 5 | Enright | 4 | 0-2 | 2-2 | 3 | 0 | 2 |
| Bauer | 27 | 4-13 | 4-5 | 7 | 3 | 14 | Bohac | 2 | 0-1 | 0-0 | 1 | 0 | 0 |
| Hagen | 9 | 0-1 | 0-0 | 4 | 0 | 0 | McCarty | 1 | 0-0 | 0-0 | 0 | 0 | 0 |
| Smriga | 1 | 0-0 | 0-0 | 0 | 0 | 0 | Heimos | 1 | 0-0 | 0-0 | 0 | 0 | 0 |
| TEAM | | | | 1 | | | Wilbrand | 2 | 0-0 | 0-0 | 0 | 0 | 0 |
| Totals | 200 | 19-61 | 16-19 | 41 | 13 | 60 | TEAM | | | | 1 | | |
| | | | | | | | Totals | 200 | 28-64 | 17-24 | 44 | 17 | 80 |

Halftime: Minnesota 26, Nebraska 41 **3-Pt Goals:** Minn - 6-27 (Hargrow 2-5, Bauer 2-8, Johnson 0-1, Burleson 1-5, Lawson 1-2) Nebraska - 7-19 (Drevo 4-8, Wilkinson 1-1, Conklin 2-3, Simms 0-2, Schliep 0-1)
Turnovers: Minnesota 16, Nebraska 8 **Personal Fouls:** Minnesota 25, Nebraska 19
Technical: None **Fouled Out:** none **Att:** 8,162

MINNESOTA ^{ot} 86
Arkansas-Little Rock 84

Game 6

December 10, 2002
Williams Arena
Minneapolis, Minn.

Attendance: 12,066

Recap: Minnesota (5-1) sneaked past Arkansas-Little Rock (4-3), 86-84 in overtime, at Williams Arena. Michael Bauer hit two free-throws in the extra frame to seal the victory for the Gophers. Minnesota is now 4-1 in overtime under Dan Monson. Rick Rickert led all scorers with 25 points and seven rebounds. This is the eighth time Rickert has gone over 20 points in his career at Minnesota. Four other Gophers managed double figures with Ben Johnson scoring 14 points, Maurice Hargrow 13, and Jerry Holman and Bauer with 11.

| Minnesota | Min | FG-A | FT-A | R | A | Pt | UALR | Min | FG-A | FT-A | R | A | Pt |
|-------------|-----|-------|-------|----|----|----|------------|-----|-------|------|----|----|----|
| Rickert, F | 39 | 7-12 | 10-12 | 7 | 0 | 25 | Willis, F | 27 | 3-7 | 2-2 | 2 | 1 | 8 |
| Hargrow, G | 42 | 4-11 | 2-7 | 7 | 0 | 13 | Yancey, F | 30 | 3-8 | 0-1 | 8 | 2 | 6 |
| Holman, C | 28 | 5-7 | 1-3 | 6 | 1 | 11 | Ike, G | 27 | 8-15 | 0-0 | 3 | 1 | 20 |
| Burleson, G | 25 | 2-7 | 1-4 | 2 | 5 | 5 | Zachery, G | 22 | 5-15 | 0-0 | 7 | 3 | 13 |
| Johnson, G | 35 | 5-11 | 2-3 | 3 | 1 | 14 | Green, G | 41 | 4-7 | 2-2 | 6 | 4 | 12 |
| Robinson | 5 | 1-1 | 0-0 | 0 | 0 | 3 | Travis | 36 | 4-5 | 3-4 | 2 | 2 | 14 |
| Gaines | 15 | 0-1 | 0-1 | 1 | 1 | 0 | Muurinen | 14 | 1-1 | 0-0 | 4 | 3 | 2 |
| Esselink | 2 | 0-0 | 0-0 | 0 | 0 | 0 | Jacobs | 8 | 1-1 | 0-0 | 1 | 0 | 2 |
| Lawson | 2 | 0-0 | 0-0 | 0 | 0 | 0 | Stuckey | 0+ | 0-0 | 0-0 | 0 | 0 | 0 |
| Bauer | 27 | 3-9 | 4-4 | 4 | 4 | 11 | Hardman | 2 | 0-0 | 0-0 | 0 | 0 | 0 |
| Hagen | 5 | 1-1 | 2-2 | 2 | 0 | 4 | McCall | 18 | 3-8 | 1-1 | 3 | 0 | 7 |
| TEAM | | | | 3 | | | TEAM | | | | 5 | | |
| Totals | 200 | 28-60 | 22-36 | 35 | 12 | 86 | Totals | 200 | 32-67 | 8-10 | 41 | 16 | 84 |

Halftime: Minnesota 44, UALR 46 **3-Pt Goals:** Minn - 8-19 (Rickert 1-3, Hargrow 3-3, Burleson 0-4, Johnson 2-3, Robinson 1-1, Bauer 1-5) UALR - 12-26 (Yancey 0-1, Ike 4-8, Zachery 3-9, Green 2-5, Travis 3-3)
Turnovers: Minnesota 15, UALR 20 **Personal Fouls:** Minnesota 17, UALR 28
Technical: None **Fouled Out:** UALR - Ike, Yancey **Att:** 12,066

University of Minnesota
 Minnesota Golden Gophers Combined Team Statistics (as of Dec 12, 2002)
 All games

| | | | | |
|-----------------------------|----------------|-------------|-------------|----------------|
| RECORD: | OVERALL | HOME | AWAY | NEUTRAL |
| ALL GAMES | (5-1) | (5-0) | (0-1) | (0-0) |
| CONFERENCE | (0-0) | (0-0) | (0-0) | (0-0) |
| NON-CONFERENCE | (5-1) | (5-0) | (0-1) | (0-0) |

| ## | Player | GP-GS | Min--Avg | ---TOTAL--- | | ---3-PTS--- | | FT-FTA | Pct | ----REBOUNDS---- | | | | PF | FO | A | TO | Blk | Stl | Pts | Avg |
|----------------|---------------------|-------|----------|-------------|-------|-------------|-------|---------|-------|------------------|-----|-----|------|-----|----|----|----|-----|-----|-----|------|
| | | | | FG-FGA | Pct | 3FG-FGA | Pct | | | Off | Def | Tot | Avg | | | | | | | | |
| 1 | Rickert, Rick..... | 5-5 | 153 30.6 | 23-50 | .460 | 10-17 | .588 | 24-34 | .706 | 8 | 21 | 29 | 5.8 | 13 | 0 | 2 | 10 | 7 | 8 | 80 | 16.0 |
| 11 | Hargrow, Maurice... | 6-5 | 189 31.5 | 29-61 | .475 | 9-15 | .600 | 22-36 | .611 | 12 | 25 | 37 | 6.2 | 9 | 0 | 8 | 7 | 2 | 4 | 89 | 14.8 |
| 40 | Holman, Jerry..... | 6-6 | 150 25.0 | 28-51 | .549 | 0-0 | .000 | 18-25 | .720 | 20 | 17 | 37 | 6.2 | 22 | 2 | 6 | 9 | 19 | 3 | 74 | 12.3 |
| 41 | Bauer, Michael..... | 6-2 | 156 26.0 | 24-57 | .421 | 10-29 | .345 | 16-22 | .727 | 9 | 13 | 22 | 3.7 | 11 | 0 | 13 | 7 | 14 | 4 | 74 | 12.3 |
| 22 | Johnson, Ben..... | 6-6 | 190 31.7 | 16-44 | .364 | 4-10 | .400 | 9-12 | .750 | 5 | 25 | 30 | 5.0 | 10 | 0 | 13 | 15 | 1 | 7 | 45 | 7.5 |
| 12 | Burleson, Kevin.... | 6-6 | 193 32.2 | 12-39 | .308 | 5-21 | .238 | 3-7 | .429 | 4 | 15 | 19 | 3.2 | 18 | 0 | 40 | 19 | 8 | 14 | 32 | 5.3 |
| 31 | Esselink, Steve.... | 4-0 | 28 7.0 | 4-14 | .286 | 3-10 | .300 | 2-2 | 1.000 | 2 | 2 | 4 | 1.0 | 1 | 0 | 2 | 1 | 0 | 13 | 3.3 | |
| 21 | Gaines, Stan..... | 6-0 | 80 13.3 | 8-22 | .364 | 0-2 | .000 | 2-5 | .400 | 10 | 10 | 20 | 3.3 | 12 | 1 | 5 | 9 | 0 | 5 | 18 | 3.0 |
| 24 | Bolden, Tyree..... | 2-0 | 2 1.0 | 1-1 | 1.000 | 0-0 | .000 | 2-2 | 1.000 | 0 | 1 | 1 | 0.5 | 1 | 0 | 0 | 1 | 0 | 1 | 4 | 2.0 |
| 42 | Hagen, Jeff..... | 6-0 | 49 8.2 | 4-12 | .333 | 0-0 | .000 | 2-2 | 1.000 | 4 | 7 | 11 | 1.8 | 7 | 0 | 0 | 4 | 3 | 1 | 10 | 1.7 |
| 34 | Lawson, Brent..... | 3-0 | 15 5.0 | 1-4 | .250 | 1-3 | .333 | 2-2 | 1.000 | 0 | 1 | 1 | 0.3 | 2 | 0 | 2 | 0 | 1 | 5 | 1.7 | |
| 3 | Robinson, Aaron.... | 3-0 | 15 5.0 | 1-1 | 1.000 | 1-1 | 1.000 | 0-1 | .000 | 0 | 0 | 0 | 0.0 | 1 | 0 | 1 | 2 | 0 | 1 | 3 | 1.0 |
| 5 | Hokenson, Wade.... | 2-0 | 2 1.0 | 0-0 | .000 | 0-0 | .000 | 1-2 | .500 | 0 | 1 | 1 | 0.5 | 0 | 0 | 0 | 0 | 0 | 1 | 0.5 | |
| 35 | Chall, Randy..... | 1-0 | 1 1.0 | 0-0 | .000 | 0-0 | .000 | 0-0 | .000 | 0 | 0 | 0 | 0.0 | 0 | 0 | 0 | 0 | 0 | 0 | 0 | 0.0 |
| 55 | Smriga, Matt..... | 2-0 | 2 1.0 | 0-0 | .000 | 0-0 | .000 | 0-0 | .000 | 0 | 2 | 2 | 1.0 | 0 | 0 | 0 | 0 | 1 | 0 | 0 | 0.0 |
| TEAM..... | | | | | | | | | | 7 | 6 | 13 | 2.2 | 0 | | | | 0 | | | |
| Total..... | | 6 | 1225 | 151-356 | .424 | 43-108 | .398 | 103-152 | .678 | 81 | 146 | 227 | 37.8 | 107 | 3 | 88 | 87 | 56 | 49 | 448 | 74.7 |
| Opponents..... | | 6 | 1224 | 160-384 | .417 | 39-109 | .358 | 70-106 | .660 | 100 | 146 | 246 | 41.0 | 124 | - | 79 | 95 | 32 | 51 | 429 | 71.5 |

| TEAM STATISTICS | MINN | OPP | DATE | OPPONENT | W/L | SCORE | ATTEND |
|-------------------------|---------|---------|----------|------------------------|------|-------|--------|
| SCORING..... | 448 | 429 | 11/24/02 | UNC ASHEVILLE BULLDOGS | W | 87-81 | 11359 |
| Points per game..... | 74.7 | 71.5 | 11/30/02 | GEORGIA BULLDOGS | W | 72-69 | 13417 |
| Scoring margin..... | +3.2 | - | 12/4/02 | GEORGIA TECH | W | 64-63 | 12783 |
| FIELD GOALS-ATT..... | 151-356 | 160-384 | 12/6/02 | BETHUNE COOKMAN | W | 79-52 | 12145 |
| Field goal pct..... | .424 | .417 | 12/8/02 | at Nebraska | L | 60-80 | 8162 |
| 3 POINT FG-ATT..... | 43-108 | 39-109 | 12/10/02 | ARKANSAS-LITTLE ROCK | W OT | 86-84 | 12066 |
| 3-point FG pct..... | .398 | .358 | | | | | |
| 3-pt FG made per game.. | 7.2 | 6.5 | | | | | |
| FREE THROWS-ATT..... | 103-152 | 70-106 | | | | | |
| Free throw pct..... | .678 | .660 | | | | | |
| REBOUNDS..... | 227 | 246 | | | | | |
| Rebounds per game..... | 37.8 | 41.0 | | | | | |
| Rebounding margin..... | -3.2 | - | | | | | |
| ASSISTS..... | 88 | 79 | | | | | |
| Assists per game..... | 14.7 | 13.2 | | | | | |
| TURNOVERS..... | 87 | 95 | | | | | |
| Turnovers per game..... | 14.5 | 15.8 | | | | | |
| Turnover margin..... | +1.3 | - | | | | | |
| Assist/turnover ratio.. | 1.0 | 0.8 | | | | | |
| STEALS..... | 49 | 51 | | | | | |
| Steals per game..... | 8.2 | 8.5 | | | | | |
| BLOCKS..... | 56 | 32 | | | | | |
| Blocks per game..... | 9.3 | 5.3 | | | | | |
| WINNING STREAK..... | 1 | - | | | | | |
| Home win streak..... | 5 | - | | | | | |
| ATTENDANCE..... | 61770 | 8162 | | | | | |
| Home games-Avg/Game.... | 5-12354 | 1-8162 | | | | | |
| Neutral site-Avg/Game.. | - | 0-0 | | | | | |

| SCORE BY PERIODS: | 1st | 2nd | OT | Total |
|-------------------------------|-------|-------|-------|-------|
| ----- | ----- | ----- | ----- | ----- |
| Minnesota Golden Gophers..... | 221 | 217 | 10 | - 448 |
| Opponents..... | 196 | 225 | 8 | - 429 |

University of Minnesota
 Minnesota Golden Gophers Team Game-by-Game (as of Dec 12, 2002)
 All games

TEAM STATISTICS

| Opponent | Date | Score | W/L | ---TOTAL--- | | --3-PTRS-- | | FT-FTA | | ----REBOUNDS---- | | | | PF | A | TO | Blk | Stl | Pts---Avg | |
|--------------------------|----------|-------|-----|-------------|------|------------|------|---------|------|------------------|-----|-----|------|-----|----|----|-----|-----|-----------|------|
| | | | | FG-FGA | Pct | 3FG-FGA | Pct | Pct | Off | Def | Tot | Avg | | | | | | | | |
| UNC ASHEVILLE BULLDOG | 11/24/02 | 87-81 | W | 27-57 | .474 | 10-17 | .588 | 23-40 | .575 | 13 | 22 | 35 | 35.0 | 23 | 15 | 9 | 8 | 9 | 87 | 87.0 |
| GEORGIA BULLDOGS | 11/30/02 | 72-69 | W | 23-54 | .426 | 9-19 | .474 | 17-25 | .680 | 8 | 28 | 36 | 35.5 | 13 | 12 | 10 | 10 | 6 | 72 | 79.5 |
| GEORGIA TECH | 12/4/02 | 64-63 | W | 24-56 | .429 | 4-12 | .333 | 12-15 | .800 | 9 | 26 | 35 | 35.3 | 16 | 18 | 20 | 8 | 9 | 64 | 74.3 |
| METHUEN COOKMAN | 12/6/02 | 79-52 | W | 30-68 | .441 | 6-14 | .429 | 13-17 | .765 | 20 | 25 | 45 | 37.8 | 13 | 18 | 17 | 8 | 16 | 79 | 75.5 |
| at Nebraska | 12/8/02 | 60-80 | L | 19-61 | .311 | 6-27 | .222 | 16-19 | .842 | 17 | 24 | 41 | 38.4 | 25 | 13 | 16 | 11 | 3 | 60 | 72.4 |
| ARKANSAS-LITTLE ROCK | 12/10/02 | 86-84 | Wot | 28-60 | .467 | 8-19 | .421 | 22-36 | .611 | 14 | 21 | 35 | 37.8 | 17 | 12 | 15 | 11 | 6 | 86 | 74.7 |
| Minnesota Golden Gophers | | 448 | | 151-356 | .424 | 43-108 | .398 | 103-152 | .678 | 81 | 146 | 227 | 37.8 | 107 | 88 | 87 | 56 | 49 | 448 | 74.7 |
| Opponents | | 429 | | 160-384 | .417 | 39-109 | .358 | 70-106 | .660 | 100 | 146 | 246 | 41.0 | 124 | 79 | 95 | 32 | 51 | 429 | 71.5 |

Games played: 6
 Points/game: 74.7
 FG Pct: 42.4
 FT Pct: 39.8
 FT Pct: 67.8

Rebounds/game: 37.8
 Assists/game: 14.7
 Turnovers/game: 14.5
 Assist/turnover ratio: 1.0
 Steals/game: 8.2
 Blocks/game: 9.3

University of Minnesota
 Minnesota Golden Gophers Game-by-Game Points-Rebounds-Assists (as of Dec 12, 2002)
 All games

| Opponent | Date | Score | WL | 1 | 3 | 05 | 11 | 12 | 21 | 22 | 24 | 31 |
|------------------------|----------|-------|----|-----------|-----------|-----------|-----------|-----------|-----------|-----------|-----------|-----------|
| | | | | RICKERT,R | ROBINSON, | HOKENSON, | HARGROW,M | BURLESON, | GAINES,ST | JOHNSON,B | BOLDEN,TY | ESSELINK, |
| UNC ASHEVILLE BULLDOGS | 11/24/02 | 87-81 | W | 26- 5- 0 | 0- 0- 1 | DNP | 21- 4- 1 | 2- 4- 8 | 6- 3- 1 | 4-10- 2 | DNP | 3- 1- 0 |
| GEORGIA BULLDOGS | 11/30/02 | 72-69 | W | 12- 5- 1 | DNP | DNP | 15- 8- 2 | 14- 1- 4 | 1- 2- 0 | 11- 6- 4 | DNP | DNP |
| GEORGIA TECH | 12/4/02 | 64-63 | W | 17- 7- 0 | 0- 0- 0 | DNP | 10- 5- 3 | 2- 4-10 | 3- 5- 0 | 7- 3- 1 | DNP | DNP |
| BETHUNE COOKMAN | 12/6/02 | 79-52 | W | DNP | DNP | 1- 0- 0 | 15- 8- 2 | 4- 6- 8 | 6- 5- 2 | 7- 4- 2 | 2- 0- 0 | 8- 2- 0 |
| at Nebraska | 12/8/02 | 60-80 | L | 0- 5- 1 | DNP | 0- 1- 0 | 15- 5- 0 | 5- 2- 5 | 2- 4- 1 | 2- 4- 3 | 2- 1- 0 | 2- 1- 0 |
| ARKANSAS-LITTLE ROCK | 12/10/02 | 86-84 | WO | 25- 7- 0 | 3- 0- 0 | DNP | 13- 7- 0 | 5- 2- 5 | 0- 1- 1 | 14- 3- 1 | DNP | 0- 0- 0 |

| Opponent | Date | Score | WL | 34 | 35 | 40 | 41 | 42 | 55 |
|------------------------|----------|-------|----|-----------|-----------|-----------|-----------|-----------|-----------|
| | | | | LAWSON,BR | CHALL,RAN | HOLMAN,JE | BAUER,MIC | HAGEN,JEF | SMRIGA,MA |
| UNC ASHEVILLE BULLDOGS | 11/24/02 | 87-81 | W | DNP | DNP | 5- 2- 1 | 20- 3- 1 | 0- 2- 0 | DNP |
| GEORGIA BULLDOGS | 11/30/02 | 72-69 | W | DNP | DNP | 9- 7- 0 | 10- 2- 1 | 0- 0- 0 | DNP |
| GEORGIA TECH | 12/4/02 | 64-63 | W | DNP | DNP | 21- 7- 3 | 0- 1- 1 | 4- 1- 0 | DNP |
| BETHUNE COOKMAN | 12/6/02 | 79-52 | W | 0- 1- 0 | 0- 0- 0 | 15- 9- 1 | 19- 5- 3 | 2- 2- 0 | 0- 2- 0 |
| at Nebraska | 12/8/02 | 60-80 | L | 5- 0- 0 | DNP | 13- 6- 0 | 14- 7- 3 | 0- 4- 0 | 0- 0- 0 |
| ARKANSAS-LITTLE ROCK | 12/10/02 | 86-84 | WO | 0- 0- 0 | DNP | 11- 6- 1 | 11- 4- 4 | 4- 2- 0 | DNP |

University of Minnesota
 Minnesota Golden Gophers Game-by-Game Highs (as of Dec 12, 2002)
 All games

| Opponent | Date | Score | WL | POINTS | REBOUNDS | ASSISTS | STEALS | BLOCKED SHOTS |
|-----------------------|----------|-------|----|------------------|----------------------------------|---------------------------------|---|----------------------------------|
| NC ASHEVILLE BULLDOGS | 11/24/02 | 87-81 | W | 26-Rickert, Rick | 10-Johnson, Ben | 8-Burleson, Kev | 3-Gaines, Stan | 3-Holman, Jerry |
| GEORGIA BULLDOGS | 11/30/02 | 72-69 | W | 15-Hargrow, Maur | 8-Hargrow, Maur | 4-Johnson, Ben Burleson, Kev | 3-Rickert, Rick | 3-Burleson, Kev Rickert, Rick |
| GEORGIA TECH | 12/4/02 | 64-63 | W | 21-Holman, Jerry | 7-Holman, Jerry | 10-Burleson, Kev | 3-Burleson, Kev | 3-Holman, Jerry Bauer, Michae |
| ETHUNE COOKMAN | 12/6/02 | 79-52 | W | 19-Bauer, Michae | 9-Holman, Jerry | 8-Burleson, Kev | 7-Burleson, Kev | 3-Bauer, Michae Holman, Jerry |
| at Nebraska | 12/8/02 | 60-80 | L | 15-Hargrow, Maur | 7-Bauer, Michae | 5-Burleson, Kev | 1-Johnson, Ben Gaines, Stan Holman, Jerry | 4-Holman, Jerry Bauer, Michae |
| ARKANSAS-LITTLE ROCK | 12/10/02 | 86-84 | WO | 25-Rickert, Rick | 7-Rickert, Rick Hargrow, Maur | 5-Burleson, Kev | 2-Burleson, Kev | 5-Holman, Jerry Johnson, Ben |

MINNESOTA



Golden Gopher

BASKETBALL

Minnesota Media Relations
 BB contact: Kyle Coughlin
 Associate Media Relations Dir.
 Phone: 612.625.4090
 Fax: 612.625.0359
 email: cough002@umn.edu

Minnesota Media Relations, 516 15th Ave. SE, 244 Bierman Field Athletic Building, Minneapolis, Minn. 55455

www.gophersports.com

2002-03 SCHEDULE

| Date | Opponent | MN Rank/Rank TV | Time/Res |
|------------|--|-------------------|---------------|
| Nov. 8 | MSU, Mankato (exh.) | 24/-- none | W, 96-74 |
| Nov. 17 | Team Nike (exh.) | 24/24 none | W, 115-71 |
| Nov. 24 | UNC Asheville | 24/24 KSTP-Ch. 5 | W, 87-81 |
| Nov. 30 | Georgia (18/17) | 22/24 KSTC-Ch. 45 | W, 72-69 |
| Dec. 4 | Georgia Tech * | 17/20 ESPN | W, 64-63 |
| Dec. 6 | Bethune Cookman | 17/20 none | W, 79-52 |
| Dec. 8 | at Nebraska | 17/20 KSTP-Ch. 5 | L, 60-80 |
| Dec. 10 | Arkansas-Little Rock | 25/RV KSTC-Ch. 45 | W, 86-84 (ot) |
| Dec. 13 | Fairleigh Dickinson | 25/RV none | W, 104-66 |
| Dec. 22 | at Oregon (5/5) | RV/25 FSN | L, 81-90 |
| Dec. 28 | Texas Tech (25/RV) | RV/RV ESPN | L, 89-99 (ot) |
| Jan. 1 | Oral Roberts | RV/-- none | W, 85-80 |
| Jan. 4 | Sacred Heart | RV/- none | W, 79-46 |
| Jan. 7 | Illinois (11/10) | RV/- ESPN | L, 70-76 |
| Jan. 15 | at Wisconsin | KSTC-Ch. 45 | 7 p.m. |
| Jan. 18 | Michigan State | ESPN2 | 1 p.m. |
| Jan. 22 | at Michigan | KSTC-Ch. 45 | 7 p.m. |
| Jan. 25 | Northwestern | KSTC-Ch. 45 | 7 p.m. |
| Jan. 29 | at Penn State | KSTC-Ch. 45 | 7 p.m. |
| Feb. 1 | Michigan | KSTP-Ch. 5 | 1:30 p.m. |
| Feb. 5 | at Ohio State | KSTC-Ch. 45 | 7 p.m. |
| Feb. 8 | Purdue | KSTP-Ch. 5 | 1:30 p.m. |
| Feb. 12 | Iowa | KSTC-Ch. 45 | 7 p.m. |
| Feb. 19 | at Northwestern | KSTC-Ch. 45 | 7 p.m. |
| Feb. 22 | Penn State | KSTC-Ch. 45 | 8 p.m. |
| Feb. 26 | at Michigan State | KSTC-Ch. 45 | 6 p.m. |
| Mar. 2 | Wisconsin | CBS | 1 p.m. |
| Mar. 4 | at Indiana | ESPN | 6 p.m. |
| Mar. 8/9 | at Illinois | KSTP-Ch.5/ESPN | TBA |
| Mar. 13-16 | Big Ten Tournament (Chicago, Ill./United Center) | | |

Times and dates subject to change
 All times Central
 * Big Ten/ACC Challenge

Ranking = ESPN-USA Today Coaches poll/AP poll

GAME #13



MINNESOTA
 Golden Gophers
 (8-4, 0-1 Big Ten)

VS.



Wisconsin
 Badgers
 (10-4, 0-2 Big Ten)
 January 15, 2003 • 7 p.m.
 Kohl Center

Television: ESPN+ **Local TV:** KSTC Ch.45
 Wayne Larrivee, PBP; Mike Kelley, analyst
Radio: WCCO Radio AM 830
 Dave Lee, PBP; Kevin Lynch, analyst

PROBABLE LINEUPS

| MINNESOTA | PPG | RPG | APG | FG% | OTHER |
|----------------------|------|-----|-----|------|---------|
| F 31 Steve Esselink | 6.3 | 1.9 | 0.5 | .407 | .364 3s |
| F 1 Rick Rickert | 14.2 | 6.3 | 1.3 | .409 | .412 3s |
| C 40 Jerry Holman | 10.7 | 6.1 | 0.8 | .622 | 2.3 bpg |
| G 12 Kevin Burleson | 6.8 | 3.2 | 5.3 | .347 | 1.8 spg |
| G 11 Maurice Hargrow | 14.3 | 5.3 | 1.9 | .465 | .448 3s |

OFF THE BENCH

| | | | | | |
|---------------------|------|-----|-----|------|--------------|
| F 41 Michael Bauer | 11.8 | 4.3 | 1.8 | .407 | .361 3s |
| G 22 Ben Johnson | 7.3 | 3.8 | 2.5 | .380 | .458 3s |
| F 21 Stanley Gaines | 3.3 | 2.8 | 0.8 | .405 | 13.5 min. pg |
| C 42 Jeff Hagen | 3.7 | 3.5 | 0.4 | .452 | 9.8 min. pg |
| G 3 Aaron Robinson | 2.4 | 1.0 | 0.8 | .583 | 7.3 min. pg |
| F 34 Brent Lawson | 1.9 | 0.9 | 0.4 | .364 | 5.3 min. pg |

| WISCONSIN | PPG | RPG | APG | FG% | OTHER |
|---------------------|------|-----|-----|------|---------|
| F 34 Devin Harris | 14.7 | 4.7 | 2.6 | .512 | .817 ft |
| F 42 Alando Tucker | 12.9 | 5.8 | 0.9 | .579 | .385 3s |
| C 54 Mike Wilkinson | 9.0 | 6.2 | 2.0 | .436 | .833 ft |
| G 20 Kirk Penney | 16.3 | 6.3 | 3.6 | .464 | .362 3s |
| G 24 Freddie Owens | 12.9 | 2.3 | 1.5 | .462 | .833 ft |

Officials: Jim Burr, Gene Monje, Tom Clark

HEAD COACH DAN MONSON



Entering his fourth season in charge of the Minnesota basketball program, Dan Monson has established himself as one of the best young coaches in the college ranks and has thrust the Golden Gophers back onto the national scene.

In Monson's three seasons, the Golden Gophers

have climbed their way back to the upper echelon of the Big Ten and increased their number of conference wins in each season under his leadership (4 - in 1999-2000, 5 - in 2000-01, 9 - in 2001-02). In 2001-02, Monson led the Maroon and Gold within a few points of a conference title and their highest finish in the league (6th) since 1992-93. After back-to-back NIT appearances, the Golden Gophers appear ready to take the next step. He has compiled a 56-47 record in his tenure in Gold Country and a 108-64 career record in his five-plus years as a head coach.

Monson has recruited a solid nucleus of talent in the past three years, brought back home-grown transfers and developed walk-ons to make up for scholarship limitations and provide quality depth. Monson's second recruiting class in Gold Country netted one of the top 10 classes in the nation, according to many recruiting publications. National Junior College All-American Jerry Holman and McDonald's All-American Rick Rickert made an immediate impact in 2001-02. Rickert was named Big Ten Freshman of the Year, the first in school history, and Holman worked his way into the starting lineup by the beginning of the Big Ten season.

Monson was named the Minnesota head coach on July 24, 1999. In his first year at the helm of the program, Monson led the Golden Gophers to a 12-16 finish which included a six-game winning streak (11/20-12/11).

Monson led the Gonzaga Bulldogs within a breath of the Final Four in 1998-99. Along the way, his team defeated such notable NCAA powers as Stanford (82-74), Florida (73-72) and the Golden Gophers (75-63), before bowing out to eventual national champion Connecticut, 67-62.

Monson spent 11 years building the Gonzaga program. He began as an assistant coach in 1988 and spent six years laying the groundwork for the Bulldogs' success. In 1994-95, he was elevated to associate head coach under head coach Dan Fitzgerald who was also the athletics director. Three years later, Monson took over full control of the Gonzaga program. He had an immediate impact, leading the Bulldogs to a West Coast Conference title and advancing to the second round of the NIT. Along the way, the team set a school record for wins with 24. Monson was the first coach in West Coast Conference history to capture the regular-season title in his rookie season. For his efforts, his WCC peers voted him Coach of the Year and *Basketball Times* accorded him national Rookie Coach of the Year. His record in two seasons as head coach of the Zags was 52-17, with an impressive 4-2 mark in postseason play.

THE MATCHUP

The Golden Gophers hop on a bus for Madison and their first road trip in the Big Ten season. Both teams are looking for their first Big Ten Conference win of the season. Minnesota had a bye on Saturday after losing at home to Illinois last Tuesday, 76-70. Wisconsin returns home to face the Golden Gophers after spending the first week of the Conference season on the road. The Badgers gave up a late lead at Michigan last Wednesday losing, 66-65, and lost at Illinois on Saturday, 69-63.

SCOUTING THE BADGERS

Wisconsin stands at 10-4 overall and 0-2 in the Big Ten. The Badgers are led by All-American candidate Kirk Penney, who averages 16.3 points, 6.3 rebounds and 3.6 assists. He leads the Badgers in all those categories. Wisconsin's five starters average 87 percent of the team's offensive production. Along with Penney, Devin Harris (14.7 ppg), Alando Tucker (12.9 ppg), Freddie Owens (12.9 ppg) all average in double figures.

THE SERIES

**records involve games later vacated by Minnesota due to NCAA infractions.*

Minnesota leads the all-time series 96-78*.

In Madison: Wisconsin leads 52-32

Last MN win in Madison: Feb. 12, 1994
UM 109 UW 78*

Wisconsin won both meetings last season

Jan. 16, 2002 UW 73 UM 64 (Madison)

Feb. 16, 2002 UW 67 UM 62 (Minneapolis)

Wisconsin has won six of the last seven meetings, and the last seven games in Madison.

WHAT'S NEXT

The Golden Gophers return home for another national televised game on Saturday vs. the Michigan State Spartans. The game will start at 1 p.m. and be broadcast on ESPN2.

ILLINOIS RECAP

Minnesota (8-4, 0-1) lost 76-70 to Illinois (11-1, 1-0) last Tuesday at Williams Arena. With 2:37 to play, Maurice Hargrow tied the game at 67 making two free throws. But a three-pointer from Sean Harrington at 2:23 gave the lead back to Illinois and Minnesota was unable to come back after that.

Minnesota had just 10 turnovers, its fewest since the second game of the season. But they were unable to overcome a terrible shooting night. The Golden Gophers shot just 35 percent, making just 18-of-59 field goal attempts. Minnesota was able to stay in the game with some fantastic free throw shooting. The Gophers hit a season-best 85.3 percent from the line, making 29-of-34 attempts.

The Maroon and Gold started the second half trailing by just three points. The deficit grew to five before going on a 5-0 run to tie the game at 42 at the 15:52 point. The Gophers led by four before Harrington connected for three consecutive three-pointers to give Illinois a five-point lead. Illinois held the lead until Hargrow's two free throws and a 7-2 Gopher run at 2:37 tied the game at 67. Minnesota was unable to

continue their scoring streak as Illinois went on a 9-3 run to gain the 76-70 win.

In a see-saw first half, Minnesota took a 31-29 lead with 2:57 left on an Aaron Robinson jumper. Illinois quickly rebounded with a 7-2 run to end the half, capped by a Harrington three to lead 36-33 at the intermission.

Minnesota was led by Michael Bauer who came off the bench, scoring 17 points and grabbing nine rebounds. Rick Rickert added 12 points and 5 rebounds before fouling out with 25 seconds remaining in the game. Hargrow pitched in an additional 10 points, all of which came off free throws.

Brian Cook was the game's leading scorer with 25 points and rebounder with 11 boards. Harrington added 22 points, including six three-pointers.

ILLINOIS GAME NOTES

- The Gophers are 3-1 in Big Ten home openers under Dan Monson.
- Illinois leads the all-time series, 102-60, including vacated games. Minnesota leads the series in Minneapolis 43-37
- Michael Bauer had two blocks, marking the sixth time in 12 games that he has had at least two blocks
- Rick Rickert had a season-high four assists
- Stan Gaines had career-highs in free throw attempts (4) and free throws made (3)
- Jerry Holman fouled out for the third time this season and the first time since the first two games of the season
- Jeff Hagen fouled out for the first time in his career
- Rick Rickert fouled out for the second time this season and the fifth time in his career
- Bauer scored in double-figures for the eighth

MINNESOTA QUICK FACTS

University Information

Location: Minneapolis, Minn.

Enrollment: 45,615

Colors: Maroon & Gold

Conference: Big Ten

Arena: Williams Arena (14,625)

President: Robert H. Bruininks

Faculty Athletics Representative: Dr. Richard Weinberg

Director of Athletics: Joel Maturi

Team Information

Head Coach: Dan Monson (Idaho, 1985)

Career Record: 108-64 (5+ years)

Record at Minnesota: 56-47 (3+ years)

Associate Head Coach: Mike Petersen (fourth year)

Assistant Coaches: Vic Couch (first year), Bill Walker (fourth year)

Dir. of BB Operations: J.B. Bickerstaff (first year)

2001-02 Overall Record: 18-13 (reached second round of NIT)

2001-02 Big Ten Record/Finish: 9-7 (6th)

Lettermen Returning/Lost: 8/4

MEDIA INFORMATION

PRACTICE ACCESS

As a rule, practice will be open to the media for the first 30 minutes of each workout except on game days. This is subject to change at the coaches discretion. All player interviews will be conducted before practice in the half hour preceding the team's workout. Coach Monson will be available for brief interviews during the first half hour of practice. Practice on weekdays is usually 1-3:30 p.m., with interviews beginning at 12:30 p.m. Please check with Kyle Coughlin about practice times and all interview requests at least 24 hours in advance.

POSTGAME PROCEDURES

Minnesota complies with an equal-access policy. Following a 10 minute cooling-off period, both coaches are available in the Interview Room on the lower level of the east end of Williams Arena. Minnesota players are available in the players lounge area adjacent to the Gopher locker room following the cooling-off period. Visiting team players generally conduct their player interviews in the lower level hallway outside their locker room.

GOLDEN GOPHERS ON THE INTERNET

Minnesota Golden Gopher basketball stats, releases, box scores, game recaps and game notes are available on the Internet at www.gophersports.com. Information on the Big Ten Conference is available via the internet at www.bigten.org.

BIG TEN TELECONFERENCE

When: Every Monday from 9-11 a.m. (central) Beginning Jan. 6, with the final call scheduled for Mar. 10, 2003.

Who: Each Big Ten men's head coach is invited to participate on the weekly teleconferences. Participation will not be mandatory, therefore some coaches may not be available each week.

How: Contact the Big Ten office at 847-696-1010 for the teleconference phone number and play-back number.

Order of Appearance

9:00 a.m. Mike Davis
 9:10 a.m. Steve Alford
 9:20 a.m. Dan Monson
 9:30 a.m. Bill Carmody
 9:40 a.m. Jerry Dunn
 9:50 a.m. Gene Keady
 10:00 a.m. Tom Izzo
 10:10 a.m. Bo Ryan
 10:20 a.m. Tommy Amaker
 10:30 a.m. Jim O'Brien
 10:40 a.m. Bill Self
 10:50 a.m. Player of the Week (if available)

- time this season and 40th time in his career
- Rick Rickert scored in double-figures for the fourth consecutive game, eighth time this season and 30th time in 42 career games
- Bauer moved into seventh place all-time in career three-point field goals made with 101, surpassing Ariel McDonald ('91-'94), who had 100
- Bauer attempted a career-high 10 three-point field goals
- All 10 of Maurice Hargrow's points came at the free-throw line as he was a perfect 10-10. Hargrow has made 27 of his last 32 free throw attempts
- Hargrow scored in double figures for the 11th time in 12 games this season and the 12th time in his career
- Minnesota shot a season-low 31 percent from the field
- Minnesota shot a season-best 85.3 percent from the free throw line (29-34)
- Minnesota had only 10 turnovers, the fewest since having 10 against Georgia in the second game of the season
- Minnesota is 2-4 when trailing at the half.

"SUNSHINE" GETTING BRIGHTER

Junior forward Steve Esselink, aka Sunshine, has started the last three games for the Maroon and Gold, his first three starts of his career. The transfer from NAAI Augustana College, Esselink has warmed up since burying six threes at Oregon on Dec. 22. Esselink has worked his way into the starting lineup after not playing two of the first three games. He's averaging 6.3 points per game and shooting .364 from three-point range.

HAGEN FILLING A VOID

Now that the Big Ten season is here, sophomore center Jeff Hagen figures to play a larger role in the middle for the Gophers. Hagen started against Oral Roberts and responded with seven points, nine rebounds and three blocks. Coming off the bench against Sacred Heart, Hagen came within one board of his first career double-double. He scored 12 points and grabbed nine rebounds in 18 minutes.

BAUER BATTLES FLU BUG

Mike Bauer became the third Golden Gopher this season to be affected by the flu bug. Bauer was sick and missed practice on Monday, Dec. 30, and only played three minutes vs. Oral Roberts on Jan. 1. Bauer bounced back to open the Big Ten season to lead the team with 17 points and nine rebounds playing 26 minutes off the bench.

I HATE REJECTION

The Golden Gopher defense is feasting off of opponent's shots thus far this season. In the NCAA stats as of Dec. 16, Minnesota led the country in blocks per game, averaging 9.3 per contest. That average has dropped to 7.82 per game, but the Gophers still lead the Big Ten. Jerry Holman leads the charge, averaging 2.55 rejections per game, good for second in the conference and tied for eighth in the country. Two other Gopher big men rank in the top 10 in

STATISTICAL COMPARISON

Wisconsin vs. Minnesota

| Category | WIS | MINN |
|--------------------------|-------|------|
| Record | 10-4 | 8-4 |
| Scoring Average | 76.0 | 79.7 |
| Opponent Scoring | 61.0 | 73.8 |
| Scoring Margin | +15.0 | +5.8 |
| Field Goal Pct. | .481 | .435 |
| Opponent Field Goal Pct. | .430 | .413 |
| 3-Point Field Goal Pct. | .363 | .381 |
| Opponent 3-Point FG Pct. | .374 | .357 |
| Free Throw Pct. | .744 | .729 |
| Rebound Average | 34.9 | 40.8 |
| Opponent Rebounds | 29.9 | 37.8 |
| Rebound Margin | +5.0 | +2.9 |
| Assists Average | 13.9 | 15.9 |
| Turnovers Average | 11.1 | 16.2 |
| Steals Average | 7.9 | 7.8 |
| Blocks Average | 3.1 | 7.6 |

the conference. Michael Bauer is tied for fifth with 1.64 blocks per game and Rick Rickert is 10th at 1.20 per game.

MOE BETTER

Sophomore guard/forward Maurice "Moe" Hargrow has burst onto the scene this season. Hargrow averaged 10.0 minutes and 3.6 points per game last season, but this season, as Moe's minutes has increased, so has the production. He has scored in double figures in 10 of the first 11 games of the season and leads the team in scoring with 14.6 points per game. Hargrow has matched or set each of his career-highs this season. Against Texas Tech on Dec. 28, Hargrow set new career-highs with 24 points and field goals and field goal attempts, going 9-of-15 from the field. Moe recorded his first double-double of his career vs. Oral Roberts, scoring 17 points and grabbing 10 rebounds.

In the first game of the year, he set career highs for points (21), field goals made (6), field goal attempts (14), free throw attempts (14) and free throws made (8) against UNC Asheville. Against Georgia, he led the team with 15 points and a career-high eight rebounds and set a career-high with 32 minutes. While battling the flu vs. Georgia Tech, he played a career-high 36 minutes. Against Arkansas-Little Rock, he played a career-high 42 minutes.

GOLDEN GOPHERS IN THE POLLS

The Gophers are receiving votes in the ESPN/USA Today Coaches Poll, but did not receive a vote for the first time in the Dec. 30 AP Poll.

Minnesota achieved its highest ranking of the season and under Dan Monson in the Coaches poll released on Dec. 2 at No. 17. The Golden Gophers were ranked 24th in the pre-season ESPN/USA Today Coaches Poll.

Minnesota was ranked 24th in the pre-season AP poll and its highest ranking was in the Dec. 3 poll at No. 20. The pre-season AP ranking is the first ranking of any kind for the Gophers since March 1, 1999, when they were ranked

CAREER RECORDS

Three-Point Field Goals

| Player (Seasons) | 3-FG |
|-------------------------------|------|
| 1. Sam Jacobson ('95-98) | 173 |
| 2. Voshon Lenard ('92-93) | 137 |
| 3. Quincy Lewis ('95-99) | 127 |
| 4. Kevin Burleson ('99-pres.) | 125 |
| 5. Kevin Lynch ('88-91) | 117 |
| 6. Terrance Simmons ('98-01) | 108 |
| 7. Michael Bauer ('99-pres.) | 101 |
| 8. Arriel McDonald ('91-94) | 100 |
| 9. Townsend Orr ('92-94) | 96 |
| 10. Willie Burton ('87-90) | 82 |

Three-Point Field Goal Attempts

| Player (Seasons) | 3-FGA |
|--------------------------------|-------|
| 1. Sam Jacobson ('95-98) | 474 |
| 2. Kevin Burleson (2000-pres.) | 379 |
| 3. Voshon Lenard ('92-93) | 369 |
| Quincy Lewis ('95-99) | 369 |
| 5. Arriel McDonald ('91-94) | 315 |
| 6. Terrance Simmons ('98-01) | 304 |
| 7. Kevin Lynch ('88-91) | 298 |
| 8. Townsend Orr ('92-94) | 272 |
| 9. Michael Bauer ('99-pres.) | 263 |
| 10. Willie Burton ('87-90) | 217 |

Three-Point Field-Goal Pct.

minimum 80 attempts

| Player (Seasons) | Pct. (FG-FGA) |
|------------------------------|----------------|
| 1. Ray Gaffney ('86-89) | .450 (50-111) |
| 2. Travarus Bennett ('00-02) | .422 (57-135) |
| 3. Tim Hanson ('85-88) | .419 (49-117) |
| 4. Kevin Lynch ('88-91) | .393 (117-298) |
| 5. Kim Zurcher ('87-88) | .390 (57-146) |
| 6. Michael Bauer ('99-pres.) | .384 (101-263) |
| 7. Rick Rickert ('01-pres.) | .379 (55-145) |
| 8. Willie Burton ('87-90) | .378 (82-217) |
| 9. Voshon Lenard ('92-93) | .371 (137-369) |
| 10. Sam Jacobson ('95-98) | .365 (173-474) |

Assists

| Player (Seasons) | Assists |
|----------------------------------|---------|
| 1. Arriel McDonald ('91-94) | 547 |
| 2. Marc Wilson ('83-86) | 375 |
| 3. Melvin Newbern ('88-90) | 369 |
| 4. Kevin Burleson ('99-pres.) | 343 |
| 5. Kevin Lynch ('88-90) | 301 |
| 6. Ray Williams ('76-77) | 296 |
| 7. Phil "Flip" Saunders ('74-77) | 295 |
| 8. Terrence Simmons ('98-01) | 285 |
| 9. Osborne Lockhart ('75-78) | 268 |
| 10. Darryl Mitchell ('79-82) | 247 |

Steals

| Player (Seasons) | Steals |
|-------------------------------|--------|
| 1. Melvin Newbern ('87-90) | 215 |
| 2. Quincy Lewis ('96-99) | 179 |
| 3. Arriel McDonald ('91-94) | 163 |
| 4. Trent Tucker ('79-82) | 153 |
| Darryl Mitchell ('79-82) | 153 |
| 6. Marc Wilson ('83-86) | 138 |
| 7. Voshon Lenard ('92-93) | 134 |
| 8. Kevin Lynch ('88-91) | 127 |
| 9. Kevin Burleson ('99-pres.) | 123 |
| 10. Townsend Orr ('92-94) | 118 |

No. 23. The Gophers have been listed in the pre-season poll 10 times since the 1961-62 season. This is the first pre-season ranking since before the 1996-97 season, when Minnesota was ranked 22nd.

BURLESON MOVING UP CAREER CHARTS

With 10 assists vs. Georgia Tech, senior guard Kevin Burleson moved into fourth place on the all-time assists list. Currently, Burleson has 343 career assists. Melvin Newbern stands in third place with 369 career assists.

Burleson leads the conference with 62 assists and is averaging 5.3 assists per game.

"KB" also has moved into the top 10 in career steals this season. Currently, Burleson has 123 career steals and is in ninth place. Kevin Lynch is in eighth place with 127 career thefts. Burleson is fifth in the Big Ten, averaging 1.82 steals per game.

Burleson will also move up the three-point field goals list this season. He now has 125 career three pointers and is in fourth place, two behind Quincy Lewis. He also has the second most three point attempts in school history with 379. Sam Jacobson holds the record with 474 career three-point attempts.

BAUER HITS FROM LONG RANGE

Junior Michael Bauer anticipates making a major move in the three-point field goal career lists this season. The 6-8 forward finally had his first offseason without surgery and was able to work on his game and overall strength during the summer. After three 3s vs. Illinois, Bauer moved into seventh place in three-point field goals made. Through 12 games this season, he has 101 career threes. Terrance Simmons is in sixth place with 108 career threes. Bauer is ninth in three-point field goal attempts (263) and has moved into sixth place in three point field goal percentage (.384). Earlier this season, Bauer was a perfect 6-for-6 from beyond the arc vs. Fairleigh Dickinson. He became just the seventh player in Big Ten history to shoot 100 percent from three-point range while hitting six or more three pointers.

MONSON MILESTONES

With the victory over Georgia, Dan Monson reached the 50-victory mark in his three-plus seasons in Golden Country. He became the eighth coach in Golden Gopher history to win 50 games. In addition, Monson coached in his 100th game as Gopher head coach against Texas Tech on Dec. 28, just the seventh Golden Gopher coach to reach that milestone.


RICKERT BOUNCES BACK FROM THE FLU

Sophomore All-America candidate Rick Rickert missed the first game of his college career vs. Bethune Cookman. Rickert became ill before the game and could not go vs. the Wildcats due to the flu. He was still feeling the effects at Nebraska two days later. Rickert was scoreless for the first time in his career and played only 17 minutes in the Gophers' 80-60 loss.

Rickert bounced back the next week in a big way vs. Arkansas-Little Rock, scoring 25 points

SEPARATED AT BIRTH?

It's uncanny how many of the Golden Gopher basketball players and staff look like someone famous. Here's a weekly look at which Golden Gopher was separated at birth from their famous long lost identical cousin.



Tyree Bolden



Ray Allen

The Golden Gopher walk-on forward who hails from Milwaukee and the Milwaukee Buck All-Star guard.

and grabbing seven boards in the Gophers' overtime victory.

RICKERT TABBED PRESEASON BIG TEN POY

Sophomore Rick Rickert was named by the Big Ten coaches as their favorite for Big Ten Player of the Year. The 6-10 forward has already been named to the preseason Naismith list and honored as a preseason Playboy All-American for the 2002-03 campaign. Rickert was a Second Team All-Big Ten choice last season after becoming the first Minnesota player to be named the Big Ten Freshman of the Year. As a freshman, Rickert led the Gophers with 14.2 points per game last season and increased that total to 15.5 points in conference games, where he ranked fourth in the Big Ten.

Both the coaches and the conference media agreed on the Preseason All-Big Ten team, as Brian Cook from Illinois and Rickert were joined by Indiana's Tom Coverdale, Ohio State's Brent Darby and Wisconsin's Kirk Penney.

GOPHERS PICKED SECOND BY CONFERENCE COACHES

Minnesota was picked to finish second in the Big Ten this season, according to a preseason poll by the conference head coaches. Michigan State was chosen as the preseason Big Ten favorite by the Conference coaches and members of media attending Big Ten Basketball Media Day.

In the coaches' voting, the Spartans were followed by Minnesota and Indiana tied for second. In the media poll, Indiana was slotted second as another defending League champion, Illinois, was chosen for third place.

RICKERT NAMED NAISMITH FINALIST

Sophomore forward Rick Rickert leads the list of pre-season candidates for the Naismith College Basketball Player of the Year Award. Rickert, a sophomore forward, was named Big Ten Freshman of the Year last season and has been

TV/RADIO

"IN THE PAINT" SHOW

Fox Sports North will be the home of the "In the Paint" show, a half-hour show dedicated to Golden Gopher basketball. The program is hosted by Marney Gellner and features head coach Dan Monson and Golden Gopher players. The show will air on Monday nights 16 times during the season starting on Dec. 2 and running through March 17, 2003. Following is a list of show times and dates.

"In The Paint" on Fox Sports Net North

| Date | Show Time |
|---------|-----------|
| Dec. 2 | 7 p.m. |
| Dec. 9 | 7 p.m. |
| Dec. 16 | 7 p.m. |
| Dec. 23 | 7 p.m. |
| Dec. 30 | 5:30 p.m. |
| Jan. 6 | 5:30 p.m. |
| Jan. 13 | 5:30 p.m. |
| Jan. 20 | 7 p.m. |
| Jan. 27 | 5:30 p.m. |
| Feb. 3 | 7 p.m. |
| Feb. 10 | 5:30 p.m. |
| Feb. 17 | 7 p.m. |
| Feb. 24 | 7 p.m. |
| Mar. 3 | 7 p.m. |
| Mar. 10 | 7 p.m. |
| Mar. 17 | 5:30 p.m. |

WCCO RADIO AM 830

WCCO Radio has been broadcasting Golden Gopher basketball since the 1930s. The latest agreement extends that relationship through the 2005-06 academic year. The contract also calls for extended pre-game and post-game coverage. Basketball's pre-game and post-game shows will run at least one half hour in length. Those shows will feature interviews with head coach Dan Monson, assistant coaches and Golden Gopher players.

Golden Gopher Radio Network

| Market | Station | Freq. | Watts |
|---------------|---------|-------|-------|
| Albert Lea | KATE AM | 1450 | 1000 |
| Austin | KAUS AM | 1480 | 1000 |
| Detroit Lakes | KDLM AM | 1340 | 1000 |
| Duluth | KDAL AM | 610 | 5000 |
| Fargo, ND | KFGO AM | 790 | 5000 |
| Marshall | KMHL AM | 1400 | 1000 |
| Owatonna | KRFO AM | 1390 | 500 |
| Rochester | KROC AM | 1340 | 1000 |
| St. Cloud | KXSS AM | 1390 | 2500 |
| Windom | KDOM AM | 1580 | 1000 |
| Windom | KDOM FM | 94.3 | 6000 |
| Winona | KWNO AM | 1230 | 1000 |

named a preseason All-American by Playboy and Basketball News.

The Naismith Awards program, now in its 35th year, honors the outstanding college basketball players in the United States. The awards program was founded by the Atlanta Tipoff Club, an organization dedicated to recognizing the achievements of student-athletes in basketball.

The candidates were selected by a vote of a Board of Selectors comprised of leading basketball coaches, journalists and basketball analysts. Members of the board were asked to name top male and female players who are most likely to be in contention for the award.

Minnesota women's basketball player Lindsay Whalen was named one of the 30 women's candidates for the award.

Following is the list of male candidates for the Naismith Award: Mario Austin, Mississippi State; Troy Bell, Boston College; Steve Blake, Maryland; Keith Bogans, Kentucky; Matt Bonner, Florida; Nick Collison, Kansas; Brian Cook, Illinois; Erwin Dudley, Alabama; Chris Duhon, Duke; Andre Emmett, Texas Tech; T.J. Ford, Texas; Reece Gaines, Louisville; Jason Gardner, Arizona; Jarvis Hayes, Georgia; Kirk Hinrich, Kansas; Josh Howard, Wake Forest; Jason Kapono, UCLA; Brandin Knight, Pittsburgh; Chris Marcus, Western Kentucky; Brett Nelson, Florida; Hollis Price, Oklahoma; Darius Rice, Miami; Rick Rickert, Minnesota; Luke Ridnour, Oregon; Mike Sweetney, Georgetown; Chris Thomas, Notre Dame; Dwayne Wade, Marquette; Luke Walton, Arizona; Travis Watson, Virginia; David West, Xavier.

THE BOY WITH TWO NUMBERS

Sophomore forward Rick Rickert will wear two different numbers again this season depending on the color of his jersey. Gold jersey (home) #1. Maroon jersey (road) #4. Why? His first choice for a number was #14. Lou Hudson was #14 and that jersey is retired. His second choice? #44. Kevin McHale wore #44 and that's also in the Williams Arena rafters. So, Rickert gets the best of both worlds.

GOLDEN GOPHERS ARE BACK ON TELEVISION

Twenty-three of the 27 regular season games will be televised this season, an increase of eight games from last year. Along with seven nationally-televised games, Golden Gopher fans can catch all the basketball action on KSTP-TV (Channel 5) or KSTC-TV (Channel 45).

Eleven games, nine of which are Big Ten contests, will be shown on KSTC-Ch. 45. Five more, including three Big Ten weekends, will be broadcast on KSTP-Ch. 5, the Minneapolis-St. Paul ABC affiliate. All games broadcast by KSTC or KSTP will be produced by ESPN Regional and can be purchased from your satellite provider. Ask your satellite provider for the ESPN "Full Court" package and anyone across the country can see Golden Gopher basketball all season long.

THE FABULOUS BURLESON BROTHERS

Senior guard Kevin Burleson comes from a very

WHAT'S BACK

Here's a look at the percentage of scoring, rebounding and assists that Big Ten teams have returning from last year's teams. Stats are in order of last season's conference finish.

| TEAM | PTS | REB | ASST |
|----------------|------|------|------|
| Ohio State | 55.9 | 66.6 | 50.5 |
| Illinois | 42.4 | 52.1 | 41.5 |
| Indiana | 55.2 | 58.0 | 65.0 |
| Wisconsin | 72.1 | 68.2 | 52.3 |
| Michigan State | 76.6 | 92.7 | 63.0 |
| Minnesota | 60.1 | 59.2 | 66.9 |
| Northwestern | 67.9 | 63.2 | 55.2 |
| Iowa | 30.5 | 41.3 | 56.8 |
| Purdue | 51.4 | 54.5 | 68.1 |
| Michigan | 73.1 | 70.8 | 71.0 |
| Penn State | 71.7 | 67.7 | 70.1 |

athletic family. His father, Al, played professional football for the L.A. Rams, New Orleans Saints and in the CFL. His older brother, Alvin, played football for the Washington Huskies. KB is headed into the record books in numerous statistical categories at the University of Minnesota and now, his younger brother, Nate, is making a name for himself as one of the top wide receivers in the nation at the University of Nevada. Nate was a finalist for the Biletnikoff award and finished the season leading the nation in receptions per game and was second in receiving yards. He broke WAC single-season record for receptions after a 19-catch game at UTEP.

GOPHERS INK WASHINGTON AND WOOLRIDGE TO LETTERS OF INTENT

The Golden Gopher program signed two student-athletes to national letters of intent during the fall signing period. Wesley Washington and Kerry Woolridge will be eligible to begin play for the Golden Gophers in the 2003-04 season.

Washington, a 6-3 guard from Santa Ana, Calif., is a consensus top 100 recruit from Mater Dei High School. As a junior, Washington was named the Player of the Year in the California Interscholastic Federation after leading Mater Dei to a No. 19 final national ranking. Washington became the second non-senior to be named Player of the Year, the other being Miles Simon, in CIF history. He averaged 16.5 points per game and scored 24 points to lead Mater Dei over Oak Hill (Va.), ending Oak Hill's win streak. This season, Mater Dei is ranked as the No. 1 high school team in the country by some publications.

Washington, rated as the No. 48 player in the country by PrepStars.com, is a high honorable mention All-American by Street & Smith's and a top 100 rising senior by Lindy's. Washington scored a team-high 33 points and was named MVP in the Gym Rats Midnight Madness Game earlier this fall in Cherry Hill, N.J. The national all-star game featured several of the top high school prospects in the nation.

"We think Wesley can come in and make an immediate impact on our program," said head coach Dan Monson. "He is very athletic and can

play both guard positions. He is the leader of one of the best high school teams in the country and knows how to win. You can't teach that."

Woolridge, a 6-7 small forward from San Leandro, Calif., is rated the 14th-best small forward in the West by prepwesthoops.com. He was also ranked as one of the top 200 players in the country by Athlon. During the summer, Woolridge was named to the all-tournament team at the Desert Shootout in Las Vegas. Woolridge averaged 15 points and seven rebounds as a high school junior and was named all-league in 2001.

"We believe Kerry has a big upside," Monson said. "He is a player that will get better and better the older he gets and the more he plays. He is a very good athlete who will be able to play both forward positions."

75TH ANNIVERSARY OF WILLIAMS ARENA

The University of Minnesota Intercollegiate Athletics Department will celebrate the 75th Anniversary of historic Williams Arena during home men's and women's basketball games this season. There will be a celebratory weekend on February 1-2, commemorating the first game played in Williams Arena. The men's team plays Michigan on Feb. 1 and the women's team hosts Northwestern on Feb. 2. The first game in Williams Arena was played on February 13, 1928.

Fans are invited to share their best memory of "The Barn" on www.gophersports.com. The top 10 memories of Williams Arena will be shared during the celebratory weekend. More information regarding ticket specials, special guests and other events will be forthcoming throughout the Golden Gopher basketball season.

BARN MAGIC

The Golden Gophers hold one of the best home-court advantages in college basketball with a 630-246 (.719) record in beloved Williams Arena. Under Monson, the Gophers have posted a 46-15 (.754) record at home.

Nicknamed "the Barn", Williams Arena was named the sixth-best college basketball arena in the country by CBS Sportsline in 2001. As noted in the *Street & Smith's Sports Business Journal*, Williams Arena is tied for the fifth-oldest Division I Basketball Arenas.

Oldest Division I Basketball Arenas

1. Fordham University, Rose Hill Gymnasium
Opened - 1925
(cap. 3,470)
2. Harvard University, Ray Lavietes Pavilion
Opened - 1926 (cap. 2,195)
2. University of Oregon, McArthur Court
Opened - 1926
(cap. 9,738)
4. University of Pennsylvania, The Palestra
Opened - 1927 (cap. 8,700)
5. **University of Minnesota, Williams Arena**
Opened - 1928 (cap. 14,625)
5. Butler University, Hinkle Fieldhouse
Opened - 1928 (cap. 11,043)

MINNE-NOTES

- Minnesota is 86-23 (including games later vacated) in regular season openers.
- Minnesota is 38-11 in non-conference games under Dan Monson. The Golden Gophers are 32-4 in non-conference games at Williams Arena under Monson
- With the win over #17 Georgia (11/30), and losses at No. 5 Oregon, to No. 25 Texas Tech, and to #10 Illinois, Minnesota is 6-17 against ranked teams under Dan Monson. Minnesota is 6-6 at home against ranked opponents under Monson.
- Minnesota is 3-1 in the ACC/Big Ten Challenge.
- Minnesota's 16 steals vs. Bethune Cookman (12/6) are the most since recording 18 against Tulsa on March 9, 2001 in the NIT second round.
- With two games going to overtime this season, Minnesota is 33-48 all-time in overtime (not including vacated games).
- Minnesota is 4-2 in overtime under Monson. The UALR game was the first overtime game since playing Tulsa in the NIT second round on 3/19/01.
- Minnesota is 16-9 in games decided by five points or less under Monson.
- Rick Rickert has scored 20 points or more eight times in his career. Minnesota is 8-1 in those games. The first game Minnesota lost when Rickert scored at least 20 points was Dec. 28 vs. Texas Tech.
- Minnesota reached the 100-point mark vs. Fairleigh Dickinson (12/13) for the first time since defeating TCU 107-99 on 11/25/00.
- Minnesota's 14 three-point field goals vs. FDU tied for the second-most in school history. The record is 16 at Michigan State on 2/11/02.
- Minnesota shot 60.9 percent (14-23) from three-point range vs. FDU, the fourth-best percentage in school history.
- Minnesota's 38-point win over FDU is the largest margin of victory since defeating Maryland-Eastern Shore by 47 on 12/13/01 (95-48).
- Robert Tomaszek's (Texas Tech 12/28) 16 rebounds are the most by a Minnesota opponent since Reggie Evans grabbed 16 for Iowa on 2/9/02.
- Tomaszek's 28 points are the most by a Minnesota opposing player since Mike Skroki netted 28 for Richmond on 3/18/02 in the NIT second round
- Texas Tech's 99 points are the most by an opponent since TCU on 11/25/00. Minnesota won that game 107-99.
- Minnesota made a season-high 31 free throws on 45 attempts vs. Oral Roberts on 1/1/03. The 45 free throw attempts is the most since taking 49 vs. TCU on 11/25/00
- Minnesota grabbed a season-high 51 rebounds vs. Oral Roberts 1/1/03 and vs. Sacred Heart on 1/4/03. The 51 rebounds are the most since grabbing 54 vs. Sacramento State on 12/29/98 (game was later vacated).
- Sacred Heart (1/4/03) shot just 27.4 percent, the worst by a Minnesota opponent this season.
- Minnesota shot a season-low 31 percent from the field vs. Illinois (1/7/03)
- Minnesota shot a season-best 85.3 percent from the free throw line (29-34) vs. Illinois (1/7/03)
- Minnesota had only 10 turnovers vs. Illinois (1/7/03), the fewest since having 10 in the win over Georgia in the second game of the season

RECORD WHEN...

| | |
|---|--------|
| Home | 8-2 |
| Away | 0-2 |
| Neutral | 0-0 |
| Nonconference | 8-3 |
| Conference | 0-1 |
| | |
| Leading at half | 6-0 |
| Trailing at half | 2-4 |
| Tied at half | 0-0 |
| | |
| Leading with 5:00 left | 6-0 |
| Trailing with 5:00 left | 1-4 |
| Tied with 5:00 left | 1-0 |
| Overtime | 1-1 |
| | |
| Shooting 50% or better from the field | 2-0 |
| Shooting less than 50% from the field | 6-4 |
| Opp. shoot 50% or better from the field | 0-1 |
| Opp. shoot less than 50% from the field | 8-3 |
| | |
| Make more 3s than opponent | 5-2 |
| Opponent makes more 3s | 2-2 |
| 3s are equal | 1-0 |
| | |
| More FT attempts than opponent | 7-1 |
| Opponent had more FT attempts | 1-3 |
| FT attempts are equal | 0-0 |
| | |
| Outrebound opponent | 4-1 |
| Outrebounded by opponent | 4-2 |
| Rebounds are equal | 0-1 |
| | |
| Fewer turnovers than opponent | 4-1 |
| More turnovers than opponent | 2-3 |
| Turnovers are equal | 2-0 |
| | |
| Bench outcores opponent's bench | 6-3 |
| Opponent's bench outcores MN bench | 2-1 |
| Bench points are equal | 0-0 |
| | |
| Score 70 points or more | 7-3 |
| Score fewer than 70 points | 1-1 |
| Hold opponent for less than 70 points | 5-0 |
| Opponent scores 70 points or more | 3-4 |
| | |
| Games decided by 1-5 points | 4-0 |
| Games decided by 6-10 points | 1-3 |
| Games decided by 11-15 points | 0-0 |
| Games decided by more than 15 points | 3-1 |
| | |
| November | 2-0 |
| December | 4-3 |
| January | 2-1 |
| February | 0-0 |
| March | 0-0 |
| | |
| On ESPN or ESPN2 | 1-2 |
| On ESPN Regional | 3-1 |
| On CBS | 0-0 |
| On Fox Sports Net | 0-1 |
| | |
| Miscellaneous Stats | |
| Current streak | Lost 1 |
| Homecourt streak | Lost 1 |
| Neutral streak | Lost 1 |
| Road streak | Lost 2 |
| | |
| When Rickert scores 20 (career) | 8-1 |
| When Holman scores in double figures (career) | 13-4 |

2002-03 STARTING LINEUPS

| Games | Forward | Forward | Center | Guard | Guard | Record |
|----------|---------|----------|--------|---------|----------|--------|
| 1 | Rickert | Bauer | Holman | Johnson | Burleson | 1-0 |
| 2-3, 5-8 | Rickert | Hargrow | Holman | Johnson | Burleson | 4-2 |
| 4 | Bauer | Hargrow | Holman | Johnson | Burleson | 1-0 |
| 9 | Bauer | Rickert | Holman | Hargrow | Burleson | 0-1 |
| 10 | Gaines | Esselink | Hagen | Hargrow | Burleson | 1-0 |
| 11-12 | Rickert | Esselink | Holman | Hargrow | Burleson | 1-1 |

MISCELLANEOUS STATISTICS

| ATTENDANCE | G | Total | Average |
|------------|----|---------|---------|
| Home | 9 | 112,254 | 12,473 |
| Away | 2 | 17,249 | 8,625 |
| Neutral | | | |
| Total | 11 | 129,503 | 11,773 |

DUNK -O- METER

| | |
|---------------|----|
| Jerry Holman | 14 |
| Michael Bauer | 1 |
| Rick Rickert | 1 |
| Brent Lawson | 1 |
| Stan Gaines | 1 |

DOUBLE-DOUBLES

| | |
|-----------------|---|
| Rick Rickert | 1 |
| Maurice Hargrow | 1 |

DOUBLE-FIGURE SCORING

| | |
|-----------------|----|
| Maurice Hargrow | 11 |
| Michael Bauer | 8 |
| Rick Rickert | 8 |
| Jerry Holman | 5 |
| Ben Johnson | 3 |
| Kevin Burleson | 3 |
| Steve Esselink | 2 |
| Aaron Robinson | 1 |
| Jeff Hagen | 1 |

20-POINT GAMES

| | |
|-----------------|---|
| Rick Rickert | 3 |
| Michael Bauer | 2 |
| Maurice Hargrow | 2 |
| Jerry Holman | 1 |

DOUBLE-FIGURE REBOUNDS

| | |
|-----------------|---|
| Ben Johnson | 1 |
| Rick Rickert | 1 |
| Maurice Hargrow | 1 |

DOUBLE-FIGURE ASSISTS

| | |
|----------------|---|
| Kevin Burleson | 1 |
|----------------|---|

GAMES MISSED DUE TO INJURY/ILLNESS

| | |
|--------------|---|
| Brent Lawson | 1 |
| Rick Rickert | 1 |

FOULED OUT

| | |
|-----------------|---|
| Jerry Holman | 3 |
| Rick Rickert | 2 |
| Stan Gaines | 1 |
| Kevin Burleson | 1 |
| Maurice Hargrow | 1 |
| Jeff Hagen | 1 |

2002-03 GOLDEN GOPHER ROSTER

| NO | NAME | POS | HT | WT | YR | PPG | RPG | NOTE |
|-----|-----------------|-----|------|-----|----|------|-----|--|
| 1/4 | Rick Rickert* | F | 6-11 | 216 | SO | 14.2 | 6.3 | was 5-of-19 from the field vs. Illinois |
| 3 | Aaron Robinson | G | 5-10 | 165 | SO | 2.4 | 1.0 | set career high with 11 pts, 4 assts. vs. SHU |
| 5 | Wade Hokenson | G | 5-9 | 170 | JR | 0.3 | 0.3 | walk-on/out of action w/broken jaw |
| 11 | Maurice Hargrow | G/F | 6-4 | 193 | SO | 14.3 | 5.3 | was 10-of-10 from FT line vs. Illinois |
| 12 | Kevin Burleson | G | 6-3 | 185 | SR | 6.8 | 3.2 | season-high 17 pts. vs. ORU |
| 15 | Aliou Kane | C | 6-9 | 230 | FR | - | - | redshirting this season |
| 21 | Stan Gaines | F | 6-7 | 230 | FR | 3.3 | 2.8 | first career start vs. Oral Roberts |
| 22 | Ben Johnson | G | 6-3 | 185 | JR | 7.3 | 3.8 | came off the bench last 4 games |
| 24 | Tyree Bolden | F | 6-5 | 186 | JR | 1.5 | 0.8 | walk-on |
| 31 | Steve Esselink | F | 6-6 | 195 | JR | 6.3 | 1.9 | 3rd straight start vs. Illinois |
| 32 | Adam Boone | G | 6-2 | 200 | JR | - | - | redshirting after transferring from UNC |
| 34 | Brent Lawson | G/F | 6-4 | 200 | SO | 1.9 | 0.9 | walk-on transfer/has played in 8 games |
| 35 | Randy Chall | F | 6-5 | 215 | JR | 0.0 | 0.3 | walk-on |
| 40 | Jerry Holman | F/C | 6-10 | 225 | SR | 10.7 | 6.1 | fouled out in 14 min. vs. Illinois |
| 41 | Michael Bauer | F | 6-8 | 220 | JR | 11.8 | 4.3 | led team with 17 pts. and 9 rebs. vs. Illinois |
| 42 | Jeff Hagen | C | 6-11 | 265 | SO | 3.7 | 3.5 | fouled out in 7 min. vs. Illinois |
| 54 | Roye Arie | F | 6-9 | 270 | FR | - | - | walk-on |
| 55 | Matt Smriga | F | 6-8 | 255 | SO | 0.3 | 1.3 | walk-on transfer/first point for MN vs. SHU |

* Number of letters earned

MICHAEL BAUER

41 Forward • Jr. • 6-8 • 220 • Hastings, Minn. • Hastings HS

Last Two Games: Led team with 17 points and a season-high nine rebounds vs. Illinois (1/7) • came off the bench and had four points and five rebounds in 15 minutes vs. Sacred Heart (1/3).

Notable: Played only three minutes vs. Oral Roberts (1/1) due to the flu • started the Texas Tech game (12/28) and scored 12 points, had six rebounds, two blocks and two steals in 26 minutes • scored a career-high 26 points on 8-of-8 shooting, 6-of-6 from three-point range and had four rebounds in 20 minutes vs. Fairleigh Dickinson (12/13) • became just the seventh player in Big Ten history to shoot 100 percent from three-point range while hitting six or more three pointers • had 11 points, four boards and tied a career-high with four assists vs. Arkansas-Little Rock (12/10) • had 14 points, seven rebounds and four blocks at Nebraska (12/8) • led team with 19 points, on 8-of-17 shooting, with five boards, three assists, three blocks and two steals vs. Bethune Cookman (12/6) • hit game-winning three pointer as time expired vs. Georgia (11/30) • had 10 points and two boards vs. UGA • scored 20 points on 5-of-8 shooting, 3-of-5 from three-point land and 7-of-10 from the line in 33 minutes vs. UNC Asheville (11/24).

Milestones: Seventh in career three-point field goals with 101 • 9th in career three point attempts with 263 • scored his 600th career point at Nebraska on Dec. 8 • set school season record for three-point field goal percentage with a .415 mark (34-82) in 2001 • has scored in double figures eight times this season and 40 times in his career • has recorded double-digit rebounds in two games during his career.

CAREER HIGHS

Minutes: 35 vs. Georgia (11/19/00)
Points: 26 vs. Fairleigh Dickinson (12/13/02)
FG Attempts: 17 vs. Bethune Cookman (12/6/02)
FG Made: 8 - two times; last vs. Fair. Dick. (12/13/02)
FT Attempts: 10 vs. UNC Asheville (11/24/02)
FT Made: 7 - three times; last vs. UNC Asheville (11/24/02)
3-Point FG Attempts: 10 vs. Illinois (1/7/03)
3-Point FG Made: 6 vs. Fair. Dickinson (12/13/02)
Rebounds: 12 vs. Morris Brown (12/4/00)
Assists: 4 - four times; last vs. UALR (12/10/02)
Steals: 3 vs. Maryland-Eastern Shore (12/13/01)
Blocks: 4 - four times; last at Nebraska (12/8/02)

2002-03 GAME-BY-GAME

| Opponent (Date) | Start | Min. | Fg-Fa | 3g-3a | Ftm-Fta | O-D/T | Pf. | Asst. | To. | Blk. | Stl. | Pts. |
|-------------------------|-------|------|-------|-------|---------|-------|-----|-------|-----|------|------|------|
| UNC Asheville (11/24) | Y | 33 | 5-8 | 3-5 | 7-10 | 2-1/3 | 3 | 1 | 2 | 2 | 1 | 20 |
| Georgia (11/30) | N | 19 | 4-7 | 2-4 | 0-0 | 1-1/2 | 1 | 1 | 2 | 1 | 1 | 10 |
| Georgia Tech (12/4) | N | 23 | 0-3 | 0-1 | 0-0 | 0-1/1 | 0 | 1 | 0 | 3 | 0 | 0 |
| Bethune Cookman (12/6) | Y | 27 | 8-17 | 2-6 | 1-3 | 2-3/5 | 3 | 3 | 0 | 3 | 2 | 19 |
| at Nebraska (12/8) | N | 27 | 4-13 | 2-8 | 4-5 | 4-3/7 | 2 | 3 | 2 | 4 | 0 | 14 |
| Arkansas-LR (12/10) | N | 27 | 3-9 | 1-5 | 4-4 | 0-4/4 | 1 | 4 | 1 | 1 | 0 | 11 |
| Fair. Dickinson (12/13) | N | 20 | 8-8 | 6-6 | 4-5 | 1-3/4 | 1 | 1 | 2 | 1 | 1 | 26 |
| at Oregon (12/22) | N | 22 | 2-13 | 2-9 | 2-2 | 1-4/5 | 3 | 2 | 1 | 1 | 1 | 8 |
| Texas Tech (12/28) | Y | 26 | 4-11 | 1-5 | 3-4 | 3-3/6 | 4 | 2 | 3 | 2 | 2 | 12 |
| Oral Roberts (1/1) | N | 3 | 0-0 | 0-0 | 0-0 | 0-0/0 | 0 | 1 | 0 | 0 | 0 | 0 |
| Sacred Heart (1/3) | N | 15 | 1-4 | 0-2 | 2-2 | 1-4/5 | 2 | 1 | 1 | 0 | 1 | 4 |
| Illinois (1/7) | N | 26 | 5-15 | 3-10 | 4-4 | 2-7/9 | 1 | 1 | 1 | 2 | 2 | 17 |

| | | | | | | | | | | | | |
|----------------------|---|---------------|--------------------|---------------|--------------|------------------|-----------|-----------|-----------|-----------|-----------|------------|
| at Penn State (2/23) | N | 23 | 3-10 | 2-6 | 2-2 | 3-2/5 | 0 | 1 | 0 | 1 | 0 | 10 |
| Northwestern (2/27) | N | 20 | 6-6 | 3-3 | 2-2 | 1-3/4 | 2 | 1 | 1 | 0 | 0 | 17 |
| Illinois (3/3) | N | 24 | 4-10 | 2-5 | 0-0 | 1-2/3 | 1 | 0 | 1 | 0 | 1 | 10 |
| vs. Penn State (3/7) | N | 18 | 0-7 | 0-3 | 0-0 | 0-2/2 | 2 | 1 | 0 | 0 | 2 | 0 |
| vs. Illinois (3/8) | N | 21 | 0-4 | 0-1 | 2-3 | 0-4/4 | 2 | 1 | 1 | 0 | 0 | 2 |
| New Mexico (3/13) | N | 15 | 3-6 | 0-0 | 1-1 | 1-3/4 | 4 | 4 | 1 | 0 | 1 | 7 |
| Richmond (3/18) | N | 15 | 1-3 | 0-2 | 0-0 | 0-1/1 | 2 | 1 | 1 | 0 | 0 | 2 |
| Totals | | 163/31 | 705/106-246 | 40-114 | 38-50 | 33-77/110 | 65 | 40 | 43 | 26 | 17 | 290 |

2000-01 GAME-BY-GAME

| Opponent (Date) | Start | Min. | Fg-Fa | 3g-3a | Ftm-Fta | O-D/T | Pf. | Asst. | To. | Blk. | Stl. | Pts. | |
|--------------------------|-------|--------------|------------|---------------|--------------|--------------|-----------------|-----------|-----------|-----------|-----------|-----------|------------|
| UNCG (11/17) | Y | 33 | 2-6 | 1-2 | 2-2 | 3-3/6 | 2 | 2 | 2 | 1 | 0 | 7 | |
| Georgia (11/19) | Y | 35 | 6-12 | 2-5 | 7-8 | 1-2/3 | 4 | 2 | 0 | 1 | 0 | 21 | |
| vs. Hawaii Pac (11/24) | Y | 26 | 1-6 | 0-1 | 3-4 | 2-4/6 | 2 | 0 | 1 | 1 | 0 | 5 | |
| vs. TCU (11/25) | N | 13 | 0-4 | 0-1 | 0-0 | 0-0/0 | 0 | 0 | 2 | 1 | 0 | 0 | |
| vs. Georgetown (11/26) | N | 21 | 6-13 | 3-6 | 2-3 | 1-2/3 | 5 | 0 | 0 | 1 | 0 | 17 | |
| at Florida State (11/29) | N | 20 | 3-6 | 2-2 | 0-0 | 1-0/1 | 4 | 1 | 1 | 1 | 2 | 8 | |
| Morris Brown (12/4) | Y | 31 | 5-12 | 1-2 | 0-0 | 4-8/12 | 1 | 1 | 0 | 3 | 0 | 11 | |
| at Marquette (12/7) | N | 28 | 6-14 | 2-8 | 0-0 | 3-7/10 | 4 | 4 | 2 | 1 | 2 | 14 | |
| Bethune Cook (12/9) | Y | 28 | 5-11 | 1-3 | 7-8 | 1-5/6 | 2 | 2 | 0 | 1 | 0 | 18 | |
| La Tech (12/12) | N | 18 | 4-6 | 1-3 | 1-1 | 0-2/2 | 2 | 2 | 2 | 2 | 2 | 10 | |
| Dartmouth (12/22) | Y | 27 | 2-7 | 1-2 | 2-3 | 2-3/5 | 2 | 1 | 3 | 2 | 1 | 7 | |
| Nebraska (12/28) | N | 34 | 5-13 | 1-6 | 3-5 | 3-5/8 | 3 | 4 | 0 | 4 | 0 | 14 | |
| Centenary (12/30) | Y | 21 | 4-7 | 2-4 | 2-5 | 2-1/3 | 0 | 0 | 0 | 4 | 2 | 12 | |
| at Illinois (1/3) | Y | 24 | 4-7 | 2-4 | 0-0 | 0-1/1 | 2 | 2 | 2 | 1 | 2 | 10 | |
| Wisconsin (1/6) | Y | 27 | 4-7 | 3-5 | 0-0 | 2-6/8 | 4 | 3 | 5 | 0 | 1 | 11 | |
| at Ohio State (1/13) | Y | 32 | 4-10 | 3-7 | 4-4 | 0-3/3 | 2 | 1 | 0 | 1 | 1 | 15 | |
| Purdue (1/17) | Y | 28 | 4-11 | 2-7 | 2-4 | 1-5/6 | 1 | 2 | 1 | 1 | 0 | 12 | |
| Indiana (1/20) | N | 33 | 7-12 | 5-8 | 0-0 | 0-1/1 | 4 | 0 | 2 | 3 | 2 | 19 | |
| Iowa (1/24) | Y | 28 | 2-8 | 0-2 | 1-3 | 1-2/3 | 2 | 0 | 1 | 1 | 0 | 5 | |
| at Purdue (1/27) | Y | 20 | 5-11 | 2-4 | 0-0 | 3-5/8 | 1 | 2 | 1 | 0 | 2 | 12 | |
| Totals | | 13/20 | 527 | 79-183 | 34-82 | 36-50 | 30-65/95 | 47 | 29 | 25 | 30 | 17 | 228 |

1999-2000 GAME-BY-GAME

| Opponent (Date) | Start | Min. | Fg-Fa | 3g-3a | Ftm-Fta | O-D/T | Pf. | Asst. | To. | Blk. | Stl. | Pts. |
|---------------------|-------|------------|-----------|--------------|------------|----------------|----------|----------|----------|----------|----------|-----------|
| at Oregon (12/18) | N | 11 | 2-2 | 1-1 | 0-0 | 1-3/4 | 1 | 0 | 0 | 0 | 1 | 5 |
| Furman (12/23) | N | 12 | 0-4 | 0-0 | 0-4 | 2-2/4 | 1 | 0 | 0 | 1 | 0 | 0 |
| at Georgia (12/28) | N | 12 | 4-5 | 3-4 | 2-2 | 0-6/6 | 0 | 0 | 1 | 1 | 1 | 13 |
| at Nebraska (12/31) | N | 9 | 1-2 | 0-0 | 0-0 | 0-2/2 | 3 | 1 | 1 | 1 | 0 | 2 |
| Michigan (1/5) | N | 10 | 3-4 | 1-1 | 0-0 | 1-1/2 | 2 | 1 | 0 | 0 | 1 | 2 |
| Totals | | 0/5 | 54 | 10-17 | 5-6 | 4-14/18 | 7 | 2 | 3 | 2 | 4 | 27 |

BAUER'S CAREER STATISTICS

| Season | Gp. | Gs. | Min. | Avg. | 3-POINT | | | | REBOUNDS | | | | | | | | | | |
|-------------------------|-----------|-----------|--------------|-------------|----------------|-------------|----------------|-------------|----------------|-------------|-------------------|------------|-----------|-----------|-----------|-----------|--------------|------------|-------------|
| | | | | | Fg-Fgm | Pct. | Fg-Fgm | Pct. | Ft-Fta | Pct. | O-D/T | Fo | Blk. | Stl. | Pf. | Pts. | Avg. | | |
| 1999-00 | 5 | 0 | 54 | 10.8 | 10-17 | 58.8 | 5-6 | 8.33 | 2-6 | 33.3 | 4-14/18 | 3.6 | 2 | 3 | 2 | 4 | 7.0 | 27 | 5.4 |
| Medical Redshirt | | | | | | | | | | | | | | | | | | | |
| 2000-01 | 20 | 19 | 527 | 26.4 | 79-183 | 43.2 | 34-82 | 41.5 | 36-50 | 72.0 | 30-65/95 | 4.8 | 29 | 25 | 30 | 17 | 47.1 | 228 | 11.4 |
| 2001-02 | 31 | 17 | 705 | 22.7 | 106-246 | 43.1 | 40-114 | 35.1 | 38-50 | 76.0 | 33-77/110 | 3.5 | 40 | 43 | 26 | 17 | 65.1 | 290 | 9.4 |
| 2002-03 | 12 | 3 | 268 | 22.3 | 44-108 | 40.7 | 22-61 | 36.1 | 31-39 | 79.5 | 17-34/51 | 4.3 | 21 | 15 | 20 | 11 | 27.0 | 141 | 11.8 |
| Career | 68 | 33 | 1,554 | 22.9 | 239-554 | 43.1 | 101-263 | 38.4 | 107-145 | 73.8 | 84-190/274 | 4.0 | 92 | 86 | 78 | 47 | 141.2 | 686 | 10.3 |

KEVIN BURLESON

12 Guard • Sr. • 6-3 • 185 • Seattle, Wash. • O'Dea HS

Last Two Games: Had four points, an assist and a steal in 34 minutes vs. Illinois (1/7) • had six points and one assist in 24 minutes vs. Sacred Heart (1/4).

Notable: Scored a season-high 17 points and was 4-of-4 from three-point range, had six rebounds and three assists vs. Oral Roberts (1/1) • battled foul trouble vs. Texas Tech (12/28) and only played 19 minutes before fouling out with seven points and two assists • had 11 points and seven assists and three steals in 35 minutes at Oregon (12/22) • had nine assists against just two turnovers, five boards and four points vs. Fairleigh Dickinson (12/13) • had eight assists, a career-high seven steals and six rebounds vs. Bethune Cookman (12/6) • had 10 assists, eight turnovers and three steals in 31 minutes vs. Georgia Tech (12/4) • hit two crucial threes in the second half while scoring 14 points, also added four assists, a career-high three blocks and only one turnover in 38 minutes vs. Georgia (11/30) • had eight assists and only one turnover in 32 minutes vs. UNC Asheville (11/24).

Milestones: Is fourth in school history with 342 career assists • had the fourth-most assists in a season in school history with 146 in 2002 • currently fourth in school history with 125 career three-pointers and second with 373 three-point attempts • ranks 9th in career steals with 122 • scored his 700th career point vs. Oral Roberts on Jan. 1 • played his 100th career game vs. Oral Roberts (1/1) • recorded his 300th career assist vs. Georgia Tech (12/4/02) • has scored in double figures in 25 games in his career and three times this season • had a career-high 11 assists against just one turnover vs. UNC Asheville (11/21/01) • 11 assists rank in a tie for the sixth-best game total in school history.

CAREER HIGHS

Minutes: 38 vs. Georgia (11/30/02)
Points: 24 at Purdue (1/12/02)
FG Attempts: 16 - two times; last at Wake Forest (11/27/01)
FG Made: 8 - two times; last vs. Villanova (3/14/01)
FT Attempts: 10 at Purdue (1/12/02)
FT Made: 7 at Purdue (1/12/02)
3-Point FG Attempts: 11 at Nebraska (12/31/99)
3-Point FG Made: 5 at Nebraska (12/31/99)
Rebounds: 8 vs. Furman (12/23/99)
Assists: 11 vs. UNC-Asheville (11/21/01)
Steals: 7 vs. Bethune Cookman (12/6/02)
Blocks: 3 - two times; last vs. UALR (12/10/02)

2002-03 GAME-BY-GAME

| Opponent (Date) | Start | Min. | Fg-Fa | 3g-3a | Ptm-Pta | O-D/T | Pf. | Asst. | To. | Blk. | Stl. | Pts. |
|-------------------------|-------|------|-------|-------|---------|-------|-----|-------|-----|------|------|------|
| UNC Asheville (11/24) | Y | 32 | 1-4 | 0-1 | 0-0 | 1-3/4 | 3 | 8 | 1 | 1 | 1 | 2 |
| Georgia (11/30) | Y | 38 | 5-12 | 4-7 | 0-1 | 0-1/1 | 3 | 4 | 1 | 3 | 1 | 14 |
| Georgia Tech (12/4) | Y | 31 | 1-5 | 0-4 | 0-0 | 0-3/3 | 3 | 10 | 8 | 1 | 3 | 2 |
| Bethune Cookman (12/6) | Y | 34 | 2-4 | 0-0 | 0-0 | 2-4/6 | 2 | 8 | 4 | 0 | 7 | 4 |
| at Nebraska (12/8) | Y | 33 | 1-7 | 1-5 | 2-2 | 1-1/2 | 3 | 5 | 2 | 0 | 0 | 3 |
| Arkansas-LR (12/10) | Y | 25 | 2-7 | 0-4 | 1-4 | 0-2/2 | 4 | 5 | 3 | 3 | 2 | 5 |
| Fair. Dickinson (12/13) | Y | 27 | 1-5 | 0-2 | 2-2 | 0-5/5 | 2 | 9 | 2 | 1 | 1 | 4 |
| at Oregon (12/22) | Y | 35 | 2-8 | 2-4 | 5-6 | 0-2/2 | 3 | 7 | 8 | 0 | 3 | 11 |
| Texas Tech (12/28) | Y | 19 | 2-3 | 1-2 | 2-2 | 0-0/0 | 5 | 2 | 1 | 1 | 1 | 7 |
| Oral Roberts (1/1) | Y | 25 | 4-5 | 4-4 | 5-8 | 1-5/6 | 4 | 3 | 1 | 0 | 1 | 17 |
| Sacred Heart (1/4) | Y | 24 | 2-4 | 2-4 | 0-0 | 1-1/2 | 1 | 1 | 1 | 0 | 0 | 6 |
| Illinois (1/7) | Y | 34 | 2-8 | 0-6 | 0-0 | 1-3/4 | 3 | 1 | 2 | 0 | 1 | 4 |

2001-02 GAME-BY-GAME

| Opponent (Date) | Start | Min. | Fg-Fa | 3g-3a | Ptm-Pta | O-D/T | Pf. | Asst. | To. | Blk. | Stl. | Pts. | |
|--------------------------|-------|--------------|------------|---------------|--------------|--------------|-----------------|-----------|------------|-----------|-----------|-----------|------------|
| Mercer (11/17) | Y | 23 | 1-5 | 1-5 | 1-2 | 1-2/3 | 3 | 4 | 2 | 0 | 2 | 4 | |
| UNC Asheville (11/21) | Y | 23 | 0-3 | 0-1 | 0-0 | 2-0/2 | 0 | 11 | 1 | 0 | 2 | 0 | |
| E. Washington (11/24) | Y | 24 | 2-5 | 2-5 | 0-0 | 1-1/2 | 2 | 8 | 3 | 0 | 1 | 6 | |
| at Wake Forest (11/27) | Y | 29 | 4-16 | 2-8 | 2-3 | 0-0/0 | 4 | 4 | 2 | 1 | 1 | 12 | |
| UT-Pan American (12/1) | Y | 30 | 3-4 | 2-2 | 2-2 | 1-2/3 | 1 | 6 | 2 | 1 | 4 | 10 | |
| UNC-Wilmington (12/4) | Y | 29 | 3-8 | 1-4 | 1-2 | 0-2/2 | 4 | 5 | 3 | 0 | 2 | 8 | |
| at Georgia (12/7) | Y | 22 | 2-6 | 0-2 | 0-0 | 0-0/0 | 3 | 1 | 1 | 0 | 1 | 4 | |
| Oregon (12/10) | Y | 30 | 3-11 | 0-5 | 0-0 | 0-1/1 | 2 | 5 | 2 | 0 | 4 | 6 | |
| Maryland-ES (12/13) | Y | 22 | 1-2 | 0-0 | 3-4 | 1-3/4 | 2 | 8 | 0 | 1 | 1 | 5 | |
| Nebraska (12/22) | Y | 26 | 3-4 | 2-3 | 1-1 | 0-0/0 | 2 | 5 | 1 | 0 | 1 | 9 | |
| at Texas Tech (12/30) | Y | 34 | 2-12 | 1-6 | 1-2 | 3-2/5 | 5 | 5 | 2 | 1 | 0 | 6 | |
| at Illinois (1/2) | Y | 25 | 0-2 | 0-1 | 0-0 | 0-2/2 | 0 | 4 | 1 | 0 | 0 | 0 | |
| Michigan State (1/5) | Y | 23 | 1-6 | 0-4 | 3-4 | 0-2/2 | 1 | 2 | 4 | 0 | 2 | 5 | |
| Michigan (1/9) | Y | 25 | 5-8 | 3-4 | 6-6 | 1-2/3 | 3 | 4 | 4 | 1 | 0 | 19 | |
| at Purdue (1/12) | Y | 32 | 7-13 | 3-7 | 7-10 | 0-3/3 | 1 | 5 | 1 | 0 | 1 | 24 | |
| at Wisconsin (1/16) | Y | 23 | 1-6 | 0-2 | 0-0 | 0-0/0 | 5 | 3 | 3 | 0 | 1 | 2 | |
| at Michigan (1/19) | Y | 33 | 2-6 | 0-3 | 2-2 | 0-4/4 | 0 | 8 | 5 | 0 | 0 | 6 | |
| Ohio State (1/26) | N | 28 | 2-3 | 0-1 | 2-4 | 0-1/1 | 4 | 9 | 1 | 2 | 2 | 6 | |
| Penn State (1/30) | N | 24 | 0-0 | 0-0 | 2-2 | 2-0/2 | 2 | 5 | 1 | 0 | 1 | 2 | |
| Indiana (2/2) | N | 21 | 1-3 | 1-1 | 0-0 | 0-3/3 | 3 | 4 | 0 | 0 | 2 | 3 | |
| at Iowa (2/9) | N | 22 | 2-4 | 0-2 | 2-3 | 1-2/3 | 5 | 4 | 0 | 0 | 1 | 6 | |
| at Northwestern (2/13) | N | 24 | 2-5 | 1-4 | 0-0 | 0-3/3 | 2 | 4 | 1 | 2 | 1 | 5 | |
| Wisconsin (2/16) | N | 21 | 1-6 | 0-4 | 0-0 | 0-0/0 | 3 | 3 | 1 | 0 | 1 | 2 | |
| at Michigan State (2/21) | N | 24 | 2-4 | 2-3 | 0-0 | 1-1/2 | 5 | 3 | 2 | 0 | 2 | 6 | |
| at Penn State (2/23) | N | 30 | 2-3 | 0-0 | 2-2 | 2-1/3 | 1 | 6 | 3 | 0 | 5 | 6 | |
| Northwestern (2/27) | N | 14 | 1-3 | 1-2 | 2-2 | 1-2/3 | 1 | 2 | 1 | 0 | 1 | 5 | |
| Illinois (3/3) | N | 19 | 1-4 | 0-3 | 0-0 | 0-3/3 | 1 | 2 | 3 | 1 | 0 | 2 | |
| vs. Penn State (3/7) | N | 27 | 5-9 | 3-3 | 3-4 | 1-1/2 | 2 | 1 | 3 | 0 | 2 | 16 | |
| vs. Illinois (3/8) | N | 28 | 3-8 | 1-4 | 3-5 | 0-1/1 | 4 | 4 | 2 | 0 | 0 | 10 | |
| New Mexico(3/13) | Y | 28 | 0-0 | 0-0 | 2-2 | 1-3/4 | 2 | 6 | 0 | 0 | 2 | 2 | |
| Richmond (3/18) | Y | 27 | 2-5 | 0-3 | 2-2 | 0-1/1 | 5 | 5 | 3 | 0 | 0 | 6 | |
| Totals | | 19/31 | 787 | 64-174 | 26-92 | 49-64 | 19-48/67 | 78 | 146 | 58 | 10 | 43 | 203 |

BURLESON'S CAREER STATISTICS

| Season | Gp | G | Min | Avg | 3-POINT | | | | REBOUNDS | | | | | | | | | | | | | | |
|---------------|------------|-----------|-------------|-------------|----------------|-------------|----------------|-------------|----------------|-------------|-------------------|------------|------------|------------|-----------|------------|---------------|------------|------------|--|--|--|--|
| | | | | | Fg-Fga | Pct | Fg-Fga | Pct | Ft-Fta | Pct | O-D/ft | Avg | Asst | TO | Blk | Stl | Pf/Dq | Pts | Avg | | | | |
| 1998-99 | | | | | | | | | | | | | | | | | | | | | | | |
| 1999-2000 | 28 | 29 | 696 | 24.9 | 81-222 | .365 | 44-136 | .324 | 40-46 | .870 | 28-46/74 | 2.6 | 57 | 39 | 8 | 27 | 78/5 | 246 | 8.8 | | | | |
| 2000-01 | 31 | 10 | 655 | 21.1 | 62-164 | .378 | 41-108 | .380 | 31-47 | .660 | 16-38/54 | 1.7 | 77 | 49 | 5 | 32 | 84/4 | 196 | 6.3 | | | | |
| 2001-02 | 31 | 19 | 787 | 25.4 | 64-174 | .368 | 26-92 | .283 | 49-64 | .766 | 19-48/67 | 2.2 | 146 | 58 | 10 | 43 | 78/5 | 203 | 6.6 | | | | |
| 2002-03 | 12 | 12 | 357 | 29.8 | 25-72 | .347 | 14-43 | .326 | 17-25 | .680 | 7-31/38 | 3.2 | 63 | 34 | 10 | 21 | 36/1 | 91 | 6.8 | | | | |
| Career | 102 | 64 | 2495 | 24.5 | 232-632 | .367 | 125-377 | .332 | 137-182 | .753 | 70-163/233 | 2.3 | 343 | 180 | 33 | 123 | 776/15 | 726 | 7.1 | | | | |

KEVIN BURLESON

12 Guard • Sr. • 6-3 • 185 • Seattle, Wash. • O'Dea HS

2000-01 GAME-BY-GAME

| Opponent (Date) | Start | Min. | Fg-Fa | 3g-3a | Ftm-Fta | O-D/T | Pf.Asst. | To. | Blk. | Stl. | Pts. | |
|--------------------------|--------------|--------------|------------|---------------|---------------|--------------|-----------------|-----------|-----------|-----------|-----------------|--|
| UNCG (11/17) | N | 18 | 3-6 | 0-2 | 1-1 | 0-0/0 | 2 4 | 0 0 | 2 7 | | | |
| Georgia (11/19) | N | 18 | 3-5 | 1-3 | 3-4 | 0-1/1 | 3 2 | 2 0 | 3 10 | | | |
| vs. Hawaii Pac (11/24) | N | 27 | 2-3 | 2-3 | 0-0 | 1-2/3 | 3 3 | 4 0 | 0 6 | | | |
| vs. TCU (11/25) | N | 17 | 2-2 | 2-2 | 2-2 | 1-1/2 | 2 3 | 0 0 | 0 8 | | | |
| vs. Georgetown (11/26) | N | 20 | 0-4 | 0-1 | 0-0 | 0-3/3 | 1 3 | 1 0 | 0 0 | | | |
| at Florida State (11/29) | N | 18 | 4-5 | 2-3 | 0-1 | 0-0/0 | 1 2 | 1 0 | 0 10 | | | |
| Morris Brown (12/4) | N | 25 | 2-4 | 1-3 | 2-2 | 0-5/5 | 3 3 | 3 1 | 1 7 | | | |
| at Marquette (12/7) | N | 24 | 0-2 | 0-2 | 0-0 | 0-1/1 | 3 6 | 0 0 | 2 0 | | | |
| Bethune Cook (12/9) | N | 18 | 1-3 | 0-2 | 1-2 | 1-2/3 | 2 3 | 1 0 | 2 3 | | | |
| La Tech (12/12) | N | 16 | 0-2 | 0-0 | 0-0 | 0-0/0 | 2 4 | 2 0 | 0 0 | | | |
| Dartmouth (12/22) | N | 17 | 3-5 | 2-3 | 0-0 | 0-3/3 | 1 2 | 2 2 | 0 8 | | | |
| Nebraska (12/28) | N | 15 | 1-4 | 1-2 | 0-1 | 1-0/1 | 2 1 | 1 1 | 1 3 | | | |
| Centenary (12/30) | N | 14 | 3-4 | 3-4 | 5-6 | 0-1/1 | 3 2 | 2 0 | 1 14 | | | |
| at Illinois (1/3) | N | 10 | 0-3 | 0-2 | 0-0 | 0-0/0 | 5 0 | 1 0 | 1 0 | | | |
| Wisconsin (1/6) | N | 22 | 1-5 | 1-4 | 1-2 | 0-1/1 | 3 4 | 0 1 | 1 4 | | | |
| at Ohio State (1/13) | N | 21 | 3-7 | 2-6 | 4-5 | 0-2/2 | 5 3 | 2 0 | 2 12 | | | |
| Purdue (1/17) | N | 17 | 0-3 | 0-1 | 2-2 | 1-3/4 | 3 1 | 2 0 | 2 2 | | | |
| Indiana (1/20) | N | 10 | 1-3 | 0-1 | 0-0 | 0-1/1 | 0 1 | 1 0 | 1 2 | | | |
| Iowa (1/24) | Did Not Play | | | | | | | | | | | |
| at Purdue (1/27) | N | 2 | 0-0 | 0-0 | 0-0 | 0-0/0 | 0 1 | 0 0 | 0 0 | | | |
| at Iowa (1/31) | N | 21 | 2-8 | 2-4 | 0-0 | 0-1/1 | 4 0 | 4 0 | 0 4 | | | |
| Ohio State (2/3) | N | 14 | 0-2 | 0-2 | 0-0 | 0-2/2 | 2 2 | 0 0 | 0 0 | | | |
| at Northwestern (2/6) | Y | 22 | 3-8 | 3-5 | 0-2 | 0-1/1 | 4 3 | 3 0 | 0 9 | | | |
| Michigan State (2/10) | Y | 37 | 4-7 | 3-5 | 5-7 | 1-1/2 | 5 4 | 1 0 | 2 16 | | | |
| Penn State (2/14) | Y | 20 | 1-8 | 1-5 | 0-0 | 1-0/1 | 2 3 | 4 0 | 0 3 | | | |
| at Michigan (2/17) | Y | 13 | 2-4 | 2-4 | 0-0 | 1-0/1 | 3 3 | 1 0 | 0 6 | | | |
| at Wisconsin (2/21) | Y | 30 | 5-9 | 4-8 | 0-1 | 0-2/2 | 2 4 | 2 0 | 2 14 | | | |
| at Indiana (2/28) | Y | 32 | 3-11 | 1-6 | 0-2 | 1-0/1 | 3 1 | 3 0 | 6 7 | | | |
| Illinois (3/4) | Y | 33 | 2-8 | 1-4 | 2-2 | 1-2/3 | 5 1 | 4 0 | 1 7 | | | |
| Purdue (3/8) | Y | 32 | 2-8 | 2-5 | 2-2 | 1-0/1 | 4 3 | 1 0 | 0 8 | | | |
| Villanova (3/14) | Y | 34 | 8-14 | 4-10 | 1-3 | 2-0/2 | 2 1 | 0 0 | 2 21 | | | |
| Tulsa (3/19) | Y | 37 | 1-7 | 1-5 | 0-0 | 3-3/6 | 4 4 | 1 0 | 3 3 | | | |
| Totals | | 10/31 | 655 | 62-164 | 41-108 | 71-93 | 16-38/54 | 84 | 77 | 49 | 5 32 196 | |

1999-2000 GAME-BY-GAME

| Opponent (Date) | Start | Min. | Fg-Fa | 3g-3a | Ftm-Fta | O-D/T | Pf.Asst. | To. | Blk. | Stl. | Pts. |
|-----------------------|-------|--------------|------------|---------------|---------------|--------------|-----------------|-----------|-----------|-----------|-----------------|
| UT-Arlington (11/20) | N | 19 | 5-10 | 4-7 | 2-2 | 2-4/6 | 2 1 | 3 0 | 1 16 | | |
| Marquette (11/23) | Y | 23 | 1-4 | 0-3 | 3-4 | 0-2/2 | 3 1 | 1 1 | 1 15 | | |
| Morehead St. (11/27) | Y | 29 | 3-5 | 2-4 | 3-4 | 0-2/2 | 3 7 | 1 1 | 1 3 11 | | |
| Virginia (11/30) | Y | 34 | 2-8 | 1-5 | 4-5 | 0-4/4 | 1 2 | 2 1 | 0 9 | | |
| Valparaiso (12/4) | Y | 24 | 1-5 | 1-5 | 1-2 | 0-0/0 | 2 1 | 0 0 | 0 4 | | |
| Maine (12/11) | Y | 23 | 5-8 | 1-2 | 0-0 | 2-3/5 | 4 3 | 1 0 | 1 11 | | |
| at Oregon (12/18) | Y | 28 | 3-7 | 2-5 | 4-4 | 1-3/4 | 1 3 | 2 0 | 2 12 | | |
| Furman (12/23) | Y | 24 | 3-8 | 2-6 | 0-0 | 3-5/8 | 2 3 | 1 0 | 0 8 | | |
| at Georgia (12/28) | Y | 24 | 2-6 | 1-4 | 0-0 | 2-0/2 | 2 1 | 1 0 | 5 5 | | |
| at Nebraska (12/31) | Y | 29 | 8-16 | 5-11 | 2-2 | 1-1/2 | 4 4 | 3 0 | 0 23 | | |
| Michigan (1/5) | Y | 20 | 5-12 | 0-5 | 2-2 | 0-2/2 | 3 1 | 2 0 | 1 12 | | |
| at Ohio State (1/9) | Y | 24 | 2-9 | 1-6 | 0-0 | 1-1/2 | 5 0 | 2 1 | 1 5 | | |
| Iowa (1/12) | Y | 21 | 2-6 | 1-4 | 3-3 | 1-1/2 | 5 0 | 1 0 | 1 8 | | |
| at Indiana (1/15) | Y | 30 | 3-11 | 3-6 | 2-2 | 0-1/1 | 2 1 | 0 0 | 1 11 | | |
| Purdue (1/19) | Y | 29 | 3-9 | 1-3 | 2-2 | 0-1/1 | 4 3 | 2 0 | 0 9 | | |
| at Wisconsin (1/22) | Y | 21 | 0-5 | 0-3 | 0-0 | 0-1/1 | 5 0 | 3 0 | 0 0 | | |
| at Penn State (1/26) | Y | 35 | 2-9 | 2-7 | 0-0 | 1-2/3 | 3 5 | 1 2 | 1 6 | | |
| Northwestern (1/29) | Y | 21 | 2-6 | 2-5 | 2-2 | 2-2/4 | 3 1 | 2 0 | 0 8 | | |
| at Illinois (2/2) | Y | 18 | 1-5 | 1-3 | 2-2 | 0-0/0 | 3 0 | 1 0 | 1 5 | | |
| Wisconsin (2/5) | Y | 17 | 2-6 | 0-3 | 1-1 | 0-0/0 | 1 0 | 1 0 | 0 5 | | |
| Indiana (2/9) | Y | 26 | 3-9 | 2-4 | 2-2 | 0-1/1 | 2 5 | 1 1 | 1 10 | | |
| Illinois (2/17) | Y | 32 | 2-10 | 3-6 | 2-2 | 1-3/4 | 1 1 | 2 0 | 1 15 | | |
| at Purdue (2/19) | Y | 29 | 3-13 | 1-6 | 1-2 | 3-1/4 | 4 3 | 1 0 | 2 8 | | |
| at Seton Hall (2/23) | N | 23 | 2-8 | 1-7 | 0-0 | 2-0/2 | 1 0 | 4 0 | 0 5 | | |
| at Iowa (2/27) | Y | 28 | 4-9 | 4-7 | 2-2 | 0-3/3 | 5 5 | 0 0 | 1 14 | | |
| at Michigan St. (3/2) | N | 22 | 1-5 | 1-4 | 0-0 | 1-1/2 | 1 3 | 0 1 | 1 3 | | |
| Ohio State (3/4) | N | 16 | 4-8 | 1-3 | 0-1 | 3-0/3 | 5 0 | 0 0 | 0 9 | | |
| vs. Iowa (3/9) | N | 27 | 4-5 | 1-2 | 0-0 | 2-2/4 | 1 3 | 1 0 | 2 9 | | |
| Totals | | 23/28 | 696 | 81-222 | 44-136 | 40-46 | 28-46/74 | 78 | 57 | 39 | 8 27 246 |

STEVE ESSELINK

31 Forward • Jr. • 6-6 • 195 • Hills, Minn. • Augustana/Hills-Beaver Creek HS

Last Two Games: Started third straight game and scored two points in 12 minutes vs. Illinois (1/7) • started his second consecutive game, scored seven points and grabbed a career-high six boards in 15 minutes vs. Sacred Heart (1/4).

Notable: Started his first game as a Golden Gopher and scored seven points in a career-high 24 minutes vs. Oral Roberts (1/1) • had a big steal and a big three down the stretch vs. Texas Tech (12/28), finished with five points and two steals in 15 minutes • scored a career-high 18 points, on 6-of-8 shooting from three-point range, had two rebounds and an assist in 17 minutes at Oregon (12/22) • also set career highs for field goals (6), three point attempts (8) and three pointers made (6) • scored 11 points, one point off his career high, and grabbed a career-high four rebounds in nine minutes vs. Fairleigh Dickinson (12/13) • also set career highs going 4-of-4 from the free-throw line • scored eight points, was 2-of-3 from three-point range, in 13 minutes vs. Bethune Cookman (12/6) • scored three points in three minutes vs. UNC Asheville (11/24) • has scored in double figures three times in his career.

CAREER HIGHS

Minutes: 24 vs. Oral Roberts (1/1/03)
Points: 18 at Oregon (12/22/02)
FG Attempts: 9 at Texas Tech (12/30/01)
FG Made: 6 at Oregon (12/22/02)
FT Attempts: 4 vs. Fairleigh Dickinson (12/13/02)
FT Made: 4 vs. Fairleigh Dickinson (12/13/02)
3-Point FG Attempts: 8 at Oregon (12/22/02)
3-Point FG Made: 6 at Oregon (12/22/02) (12/30/01)
Rebounds: 6 vs. Sacred Heart (1/4/03)
Assists: 4 at Texas Tech (12/30/01)
Steals: 3 vs. UNC-Asheville (11/21/01)
Blocks: 1 vs. Bethune Cookman (12/6/02)

2002-03 GAME-BY-GAME

| Opponent (Date) | Start | Min. | Fg-Fa | 3g-3a | Ftm-Fta | O-D/T | Pf. | Asst. | To. | Blk. | Stl. | Pts. |
|-------------------------|--------------|------|-------|-------|---------|-------|-----|-------|-----|------|------|------|
| UNC Asheville (11/24) | N | 3 | 1-2 | 1-2 | 0-0 | 0-2/2 | 2 | 0 | 0 | 0 | 0 | 3 |
| Georgia (11/30) | Did Not Play | | | | | | | | | | | |
| Georgia Tech (12/4) | Did Not Play | | | | | | | | | | | |
| Bethune Cookman (12/6) | N | 13 | 3-6 | 2-3 | 0-0 | 1-1/2 | 0 | 0 | 1 | 1 | 0 | 8 |
| at Nebraska (12/8) | N | 10 | 0-6 | 0-5 | 2-2 | 0-1/1 | 0 | 0 | 0 | 0 | 0 | 2 |
| Arkansas-LR (12/10) | N | 2 | 0-0 | 0-0 | 0-0 | 0-0/0 | 0 | 0 | 1 | 0 | 0 | 0 |
| Fair. Dickinson (12/13) | N | 9 | 3-7 | 1-1 | 4-4 | 2-2/4 | 2 | 1 | 1 | 0 | 1 | 11 |
| at Oregon (12/22) | N | 17 | 6-8 | 6-8 | 0-1 | 1-1/2 | 3 | 1 | 1 | 0 | 0 | 18 |
| Texas Tech (12/28) | N | 15 | 2-5 | 1-4 | 0-1 | 0-1/1 | 4 | 1 | 0 | 0 | 2 | 5 |
| Oral Roberts (1/1) | Y | 24 | 3-8 | 1-4 | 0-0 | 1-0/1 | 2 | 2 | 1 | 0 | 1 | 7 |
| Sacred Heart (1/4) | Y | 15 | 3-7 | 0-3 | 1-1 | 1-5/6 | 1 | 0 | 3 | 1 | 0 | 7 |
| Illinois (1/7) | Y | 12 | 1-5 | 0-3 | 0-0 | 1-0/1 | 0 | 0 | 1 | 1 | 0 | 2 |

2001-02 GAME-BY-GAME

| Opponent (Date) | Start | Min. | Fg-Fa | 3g-3a | Ftm-Fta | O-D/T | Pf. | Asst. | To. | Blk. | Stl. | Pts. |
|--------------------------|--------------|------------|--------------|--------------|------------|-----------------|-----------|-----------|-----------|----------|----------|-----------|
| Mercer (11/17) | N | 13 | 0-3 | 0-3 | 0-0 | 1-2/3 | 0 | 2 | 2 | 0 | 0 | 0 |
| UNC-Asheville (11/21) | N | 10 | 1-6 | 0-2 | 0-0 | 1-0/1 | 1 | 1 | 0 | 0 | 3 | 2 |
| E. Washington (11/24) | N | 9 | 2-2 | 1-1 | 0-0 | 0-3/3 | 0 | 2 | 0 | 0 | 0 | 5 |
| at Wake Forest (11/27) | N | 1 | 0-0 | 0-0 | 0-0 | 0-0/0 | 0 | 0 | 0 | 0 | 0 | 0 |
| UT-Pan American | N | 5 | 0-0 | 0-0 | 0-0 | 0-0/0 | 0 | 0 | 0 | 0 | 1 | 0 |
| UNC-Wilmington (12/4) | Did not play | | | | | | | | | | | |
| at Georgia (12/7) | N | 14 | 2-4 | 1-2 | 0-0 | 1-1/2 | 0 | 1 | 1 | 0 | 0 | 5 |
| Oregon (12/10) | N | 9 | 0-3 | 0-3 | 0-0 | 0-0/0 | 0 | 3 | 1 | 0 | 0 | 0 |
| Maryland-ES (12/13) | N | 14 | 5-5 | 2-2 | 0-0 | 0-1/1 | 0 | 2 | 2 | 0 | 1 | 12 |
| Nebraska (12/22) | N | 8 | 1-3 | 0-0 | 0-0 | 2-1/3 | 1 | 0 | 3 | 0 | 0 | 2 |
| at Texas Tech (12/30) | N | 21 | 2-9 | 2-6 | 1-2 | 0-1/1 | 2 | 4 | 1 | 0 | 0 | 7 |
| at Illinois (1/2) | N | 14 | 2-2 | 1-1 | 0-0 | 0-1/1 | 4 | 0 | 1 | 0 | 0 | 5 |
| Michigan State (1/5) | N | 7 | 0-2 | 0-1 | 0-0 | 0-0/0 | 1 | 1 | 0 | 0 | 0 | 0 |
| Michigan (1/9) | N | 5 | 0-0 | 0-0 | 0-0 | 0-0/0 | 0 | 2 | 1 | 0 | 0 | 0 |
| at Purdue (1/12) | N | 5 | 1-1 | 1-1 | 0-0 | 1-1/2 | 0 | 0 | 1 | 0 | 1 | 3 |
| at Wisconsin (1/16) | N | 4 | 0-0 | 0-0 | 0-0 | 0-0/0 | 0 | 0 | 2 | 0 | 0 | 0 |
| at Michigan (1/19) | N | 2 | 0-1 | 0-1 | 0-0 | 0-0/0 | 0 | 0 | 1 | 0 | 0 | 0 |
| Ohio State (1/26) | N | 1 | 0-0 | 0-0 | 0-0 | 0-0/0 | 0 | 0 | 0 | 0 | 0 | 0 |
| Penn State (1/30) | N | 11 | 2-2 | 0-0 | 0-0 | 1-0/1 | 1 | 3 | 1 | 0 | 1 | 4 |
| Indiana (2/2) | Did not play | | | | | | | | | | | |
| at Iowa (2/9) | N | 4 | 1-1 | 1-1 | 0-0 | 0-0/0 | 2 | 1 | 0 | 0 | 0 | 3 |
| at Northwestern (2/13) | N | 3 | 0-0 | 0-0 | 0-0 | 0-0/0 | 1 | 0 | 0 | 0 | 0 | 0 |
| Wisconsin (2/16) | N | 6 | 1-2 | 0-0 | 0-0 | 0-0/0 | 0 | 0 | 0 | 0 | 1 | 2 |
| at Michigan State (2/21) | N | 8 | 2-3 | 1-2 | 1-2 | 1-0/1 | 0 | 0 | 1 | 0 | 0 | 6 |
| at Penn State (2/23) | N | 11 | 2-4 | 1-2 | 0-0 | 0-0/0 | 2 | 1 | 3 | 0 | 1 | 5 |
| Northwestern (2/27) | N | 4 | 0-2 | 0-1 | 0-0 | 1-0/1 | 1 | 0 | 0 | 0 | 0 | 0 |
| Illinois (3/3) | N | 1 | 0-0 | 0-0 | 0-0 | 0-0/0 | 0 | 0 | 0 | 0 | 0 | 0 |
| vs. Penn State (3/7) | N | 8 | 1-1 | 0-0 | 0-0 | 0-0/0 | 0 | 2 | 0 | 0 | 0 | 2 |
| vs. Illinois (3/8) | N | 8 | 1-1 | 0-0 | 1-2 | 0-0/0 | 2 | 0 | 0 | 0 | 0 | 3 |
| New Mexico (3/13) | N | 5 | 0-0 | 0-0 | 1-2 | 0-1/1 | 0 | 1 | 2 | 0 | 0 | 1 |
| Richmond (3/18) | N | 5 | 0-3 | 0-2 | 0-0 | 1-0/1 | 0 | 0 | 1 | 0 | 0 | 0 |
| Totals | 0/29 | 216 | 26-60 | 11-31 | 4-8 | 10-12/22 | 18 | 25 | 24 | 0 | 9 | 67 |

ESSELINK'S CAREER STATISTICS

| Season | Gp | Gs | Min | Avg | 3-POINT | | | | REBOUNDS | | | | | | | | | | |
|---------------|-----------|----------|------------|------------|---------------|-------------|--------------|-------------|--------------|-------------|-----------------|------------|-----------|-----------|----------|-----------|-------------|------------|------------|
| | | | | | Fg-Fga | Pct. | Ft-Fta | Pct. | O-D/Int | Avg | Asst | TO | Blk | ST | Pf/Ds | Pts | Avg | | |
| 2001-02 | 29 | 0 | 216 | 7.4 | 26-60 | .433 | 11-31 | .355 | 4-8 | 500 | 10-12/22 | 0.8 | 25 | 24 | 0 | 9 | 18/0 | 67 | 2.3 |
| 2002-03 | 10 | 3 | 120 | 12.0 | 22-54 | .407 | 12-33 | .364 | 7-9 | 778 | 8-11/19 | 1.9 | 5 | 9 | 3 | 4 | 13/0 | 63 | 6.3 |
| Career | 39 | 3 | 336 | 8.6 | 48-114 | .421 | 23-64 | .359 | 11-17 | .647 | 18-23/41 | 1.1 | 30 | 33 | 3 | 13 | 31/0 | 130 | 3.3 |

STAN GAINES

21 Forward • Fr. • 6-7 • 230 • Chicago, Ill. • Providence St. Mel HS

Last Two Games: Had three points in nine minutes vs. Illinois (1/7) • had four points, two rebounds, two assists, two steals and a block in 13 minutes vs. Sacred Heart (1/4).

Notable: Started his first career game vs. Oral Roberts (1/1) had two points and two boards in 17 minutes • had four points and four boards in 14 minutes at Oregon (12/22) • scored a career high seven points in a career high 19 minutes vs. Fairleigh Dickinson (12/13) • had two points and four rebounds in 13 minutes before fouling out at Nebraska (12/8) • had six points, five rebounds and two assists vs. Bethune Cookman (12/6) • had three points and five rebounds in 10 minutes vs. Georgia Tech (12/4) • scored six points and had three steals in 17 minutes vs. UNC Asheville (11/24) in first career game.

CAREER HIGHS

Minutes: 19 vs. Fairleigh Dickinson (12/13/02)
Points: 7 vs. Fairleigh Dickinson (12/13/02)
FG Attempts: 7 vs. UNC Asheville (11/24/02)
FG Made: 3 - two times; last vs. Bethune Cookman (12/6/02)
FT Attempts: 4 vs. Illinois (1/7/03)
FT Made: 3 vs. Illinois (1/7/03)
3-Point FG Attempts: 3 vs. Fair. Dickinson (12/13/02)
3-Point FG Made: 1 vs. Fair. Dickinson (12/13/02)
Rebounds: 5 - two times; last vs. Bethune Cookman (12/6/02)
Assists: 2 - two times; last vs. Fairleigh Dickinson (12/13/02)
Steals: 3 vs. UNC Asheville (11/24/02)
Blocks: 1 vs. Fairleigh Dickinson (12/13/02)

2002-03 GAME-BY-GAME

| Opponent (Date) | Start | Min. | Fg-Fa | 3g-3a | Ftm-Fta | O-D/T | Pf.Asst. | To. | Blk. | Stl. | Pts. |
|-------------------------|-------|------|-------|-------|---------|-------|-----------|-----|------|------|------|
| UNC Asheville (11/24) | N | 17 | 3-7 | 0-1 | 0-0 | 2-1/3 | 4 1 1 0 3 | 6 | | | |
| Georgia (11/30) | N | 9 | 0-0 | 0-0 | 1-2 | 1-1/2 | 0 0 2 0 0 | 1 | | | |
| Georgia Tech (12/4) | N | 10 | 1-4 | 0-0 | 1-2 | 2-3/5 | 2 0 2 0 0 | 3 | | | |
| Bethune Cookman (12/6) | N | 16 | 3-6 | 0-1 | 0-0 | 3-2/5 | 1 2 4 0 1 | 6 | | | |
| at Nebraska (12/8) | N | 13 | 1-4 | 0-0 | 0-0 | 2-2/4 | 5 1 0 0 1 | 2 | | | |
| Arkansas-LR (12/10) | N | 15 | 0-1 | 0-0 | 0-1 | 0-1/1 | 0 1 0 0 0 | 0 | | | |
| Fair. Dickinson (12/13) | N | 19 | 3-5 | 1-3 | 0-0 | 1-1/2 | 0 2 0 1 0 | 7 | | | |
| at Oregon (12/22) | N | 14 | 1-1 | 0-0 | 2-2 | 2-2/4 | 1 0 4 0 1 | 4 | | | |
| Texas Tech (12/28) | N | 10 | 1-4 | 0-1 | 0-0 | 1-1/2 | 0 0 1 0 0 | 2 | | | |
| Oral Roberts (1/1) | Y | 17 | 1-4 | 0-1 | 0-0 | 0-2/2 | 2 1 3 0 0 | 2 | | | |
| Sacred Heart (1/4) | N | 13 | 1-1 | 0-0 | 2-4 | 1-1/2 | 0 2 2 1 2 | 4 | | | |
| Illinois (1/7) | N | 0 | 0-0 | 0-0 | 3-4 | 1-0/1 | 2 0 0 0 0 | 3 | | | |

BRENT LAWSON

34 G/F • So. • 6-4 • 200 • Maple Grove, Minn. • St. Francis (Pa.)/Maple Grove HS

Last Two Games: Played under a minute vs. Illinois (1/7) • had two points and two assists and a steal in a Minnesota career-high 11 minutes vs. Sacred Heart (1/4).

Notable: Had two points and two rebounds in four minutes at Oregon (12/22) • scored six points and grabbed four rebounds in 10 minutes vs. Fairleigh Dickinson (12/13) • played two minutes vs. Arkansas-Little Rock (12/10) • had five points in six minutes at Nebraska (12/8) • played seven minutes vs. Bethune Cookman (12/6) • sat out the exhibition season and the first game of the season vs. UNC Asheville (11/24) with a broken finger.

CAREER HIGHS*

Minutes: 11 vs. Sacred Heart (1/4/03)
Points: 6 vs. Fairleigh Dickinson (12/13/02)
FG Attempts: 3 - two times; last vs. Fairleigh Dickinson (12/13/02)
FG Made: 2 vs. Fairleigh Dickinson (12/13/02)
FT Attempts: 2 - three times; last at Oregon (12/22/02)
FT Made: 2 - three times; last at Oregon (12/22/02)
Rebounds: 4 vs. Fairleigh Dickinson (12/13/02)
Assists: 1 vs. Fairleigh Dickinson (12/13/02)
Steals: 1 - two times; last vs. Fairleigh Dickinson (12/13/02)
Blocks: na

* all highs recorded at Minnesota

2002-03 GAME-BY-GAME

| Opponent (Date) | Start | Min. | Fg-Fa | 3g-3a | Ftm-Fta | O-D/T | Pf.Asst. | To. | Blk. | Stl. | Pts. |
|-------------------------|-------|------|-------|-------|---------|--------------------|-----------|-----|------|------|------|
| UNC Asheville (11/24) | N | | | | | Did Not Play - inj | | | | | |
| Georgia (11/30) | N | | | | | Did Not Play | | | | | |
| Georgia Tech (12/4) | N | | | | | Did Not Play | | | | | |
| Bethune Cookman (12/6) | N | 7 | 0-1 | 0-1 | 0-0 | 0-1/1 | 1 0 1 0 1 | 0 | | | |
| at Nebraska (12/8) | N | 6 | 1-3 | 1-2 | 2-2 | 0-0/0 | 1 0 1 0 0 | 5 | | | |
| Arkansas-LR (12/10) | N | 2 | 0-0 | 0-0 | 0-0 | 0-0/0 | 0 0 0 0 0 | 0 | | | |
| Fair. Dickinson (12/13) | N | 10 | 2-3 | 0-0 | 2-2 | 1-3/4 | 1 1 3 0 1 | 6 | | | |
| at Oregon (12/22) | N | 4 | 0-1 | 0-1 | 2-2 | 2-0/2 | 3 0 1 0 0 | 2 | | | |
| Texas Tech (12/28) | N | | | | | Did Not Play | | | | | |

| Opponent (Date) | Start | Min. | Fg-Fa | 3g-3a | Ftm-Fta | O-D/T | Pf.Asst. | To. | Blk. | Stl. | Pts. |
|--------------------|-------|------|-------|-------|---------|-------|-----------|-----|------|------|------|
| Oral Roberts (1/1) | N | 2 | 0-0 | 0-0 | 0-0 | 0-0/0 | 0 0 0 0 0 | 0 | | | |
| Sacred Heart (1/4) | N | 11 | 1-3 | 0-0 | 0-0 | 0-0/0 | 1 2 0 0 1 | 2 | | | |
| Illinois (1/7) | N | 0+ | 0-0 | 0-0 | 0-0 | 0-0/0 | 0 0 0 0 0 | 0 | | | |

LAWSON'S CAREER STATISTICS

| Season | Gp | Gs | Min | Avg | 3-POINT | | | | REBOUNDS | | | | P/Pct | Pct | Avg | | | | |
|----------|----|----|-----|------|---------|------|--------|------|----------|-------|----------|-----|-------|-----|-----|-----|-------|-----|-----|
| | | | | | Fg-Fga | Pct | Fg-Fga | Pct | Ft-Fta | Pct | O-D/T | Blk | | | | Stl | Pf/Dq | | |
| 2000-01* | 26 | 21 | 590 | 22.7 | 46-97 | 47.4 | 20-83 | 37.7 | 27-36 | 75.0 | 23-24/47 | 1.8 | 4.2 | 2.9 | 4 | 11 | 150/3 | 139 | 5.3 |
| 2002-03 | 8 | 0 | 42 | 5.3 | 4-11 | 36.4 | 1-4 | 25.0 | 6-6 | 1.000 | 3-4/7 | 0.9 | 3 | 6 | 0 | 3 | 7/0 | 15 | 1.9 |
| Career | 33 | 21 | 632 | 19.1 | 50-108 | 46.3 | 21-87 | 36.8 | 33-42 | 77.8 | 26-28/54 | 1.6 | 4.5 | 3.5 | 4 | 14 | 57/3 | 154 | 4.7 |

* at St. Francis (Pa.)

JEFF HAGEN

42 Center • So. • 6-11 • 265 • Minnetonka, Minn. • Hopkins HS

Last Two Games: Had four points before fouling out vs. Illinois (1/7) in seven minutes • scored a career-high 12 points and tied a career-high with nine rebounds, also had two blocks in 18 minutes vs. Sacred Heart (1/4).

Notable: Started his first game of the season and set career-highs in rebounds (nine), assists (three), field goal attempts (seven), blocks (three) and minutes (20) to go along with seven points vs. Oral Roberts (1/1) • had two points and three rebounds in nine minutes at Oregon (12/22) • led team with a career-high seven rebounds, also had seven points and two blocks vs. Fairleigh Dickinson (12/13) • had four points, two boards and a block in five minutes vs. Arkansas-Little Rock (12/10) • played nine minutes and had four rebounds at Nebraska (12/8) • had two points, two rebounds, one block and one steal in 16 minutes vs. Bethune Cookman (12/6) • played a solid six minutes vs. Georgia Tech (12/4), scoring four points on 2-of-3 shooting • played nine minutes and grabbed two rebounds vs. UNC Asheville (11/24) • redshirted last season after playing as a walk-on true freshman • was awarded a scholarship in 2001-02.

CAREER HIGHS

Minutes: 20 vs. Oral Roberts (1/1/03)
Points: 12 vs. Sacred Heart (1/4/03)
FG Attempts: 7 vs. Oral Roberts (1/1/03)
FG Made: 4 vs. Sacred Heart (1/4/03)
FT Attempts: 8 vs. UNC-Greensboro (11/17/00)
FT Made: 7 vs. UNC-Greensboro (11/17/00)
3-Point FG Attempts: 1 vs. Morris Brown (12/4/00)
3-Point FG Made: na
Rebounds: 9 - two times; last vs. Sacred Heart (1/4/03)
Assists: 3 vs. Oral Roberts (1/1/03)
Steals: 2 - two times; last vs. Purdue (3/8/01)
Blocks: 3 - three times; last vs. Oral Roberts (1/1/03)

2002-03 GAME-BY-GAME

| Opponent (Date) | Start | Min. | Fg-Fa | 3g-3a | Ftm-Fta | O-D/T | Pf. | Asst. | To. | Blk. | Stl. | Pts. |
|-------------------------|-------|------|-------|-------|---------|-------|-----|-------|-----|------|------|------|
| UNC Asheville (11/24) | N | 9 | 0-1 | 0-0 | 0-0 | 0-2/2 | 2 | 0 | 0 | 0 | 0 | 0 |
| Georgia (11/30) | N | 4 | 0-0 | 0-0 | 0-0 | 0-0/0 | 0 | 0 | 0 | 0 | 0 | 0 |
| Georgia Tech (12/4) | N | 6 | 2-3 | 0-0 | 0-0 | 0-1/1 | 0 | 0 | 1 | 0 | 0 | 4 |
| Bethune Cookman (12/6) | N | 16 | 1-6 | 0-0 | 0-0 | 0-2/2 | 0 | 0 | 0 | 1 | 1 | 2 |
| at Nebraska (12/8) | N | 9 | 0-1 | 0-0 | 0-0 | 3-1/4 | 3 | 0 | 3 | 1 | 0 | 0 |
| Arkansas-LR (12/10) | N | 5 | 1-1 | 0-0 | 2-2 | 1-1/2 | 2 | 0 | 0 | 1 | 0 | 4 |
| Fair. Dickinson (12/13) | N | 10 | 2-4 | 0-0 | 3-4 | 2-5/7 | 2 | 0 | 1 | 2 | 0 | 7 |
| at Oregon (12/22) | N | 9 | 0-0 | 0-0 | 2-2 | 1-2/3 | 2 | 0 | 1 | 0 | 0 | 2 |
| Texas Tech (12/28) | N | 5 | 1-1 | 0-0 | 0-0 | 1-2/3 | 2 | 1 | 1 | 0 | 0 | 2 |
| Oral Roberts (1/1) | Y | 20 | 2-7 | 0-0 | 3-4 | 3-6/9 | 2 | 3 | 0 | 3 | 1 | 7 |
| Sacred Heart (1/4) | N | 18 | 4-6 | 0-0 | 4-4 | 3-6/9 | 1 | 1 | 2 | 2 | 1 | 12 |
| Illinois (1/7) | N | 7 | 1-1 | 0-0 | 2-2 | 0-0/0 | 5 | 0 | 0 | 0 | 0 | 4 |

2000-01 GAME-BY-GAME

| Opponent (Date) | Start | Min. | Fg-Fa | 3g-3a | Ftm-Fta | O-D/T | Pf. | Asst. | To. | Blk. | Stl. | Pts. | |
|--------------------------|-------|-------------|------------|--------------|------------|--------------|-----------------|-----------|----------|----------|-----------|----------|-----------|
| UNCG (11/17) | N | 14 | 2-5 | 0-0 | 7-8 | 1-1/2 | 2 | 0 | 0 | 2 | 1 | 11 | |
| Georgia (11/19) | N | 7 | 1-1 | 0-0 | 0-0 | 0-1/1 | 0 | 0 | 0 | 0 | 0 | 2 | |
| vs. Hawaii Pac (11/24) | N | 2 | 0-0 | 0-0 | 0-0 | 0-0/0 | 0 | 0 | 0 | 0 | 0 | 0 | |
| vs. TCU (11/25) | | | | | | | | | | | | | |
| Did Not Play | | | | | | | | | | | | | |
| vs. Georgetown (11/26) | | | | | | | | | | | | | |
| Did Not Play | | | | | | | | | | | | | |
| at Florida State (11/29) | N | 1 | 0-0 | 0-0 | 0-0 | 0-0/0 | 1 | 0 | 1 | 0 | 0 | 0 | |
| Morris Brown (12/4) | N | 1 | 0-1 | 0-1 | 0-0 | 0-0/0 | 0 | 0 | 0 | 0 | 0 | 0 | |
| at Marquette (12/7) | | | | | | | | | | | | | |
| Did Not Play | | | | | | | | | | | | | |
| Bethune Cook (12/9) | N | 5 | 1-3 | 0-0 | 0-2 | 0-0/0 | 3 | 0 | 0 | 2 | 0 | 2 | |
| La Tech (12/12) | N | 6 | 0-0 | 0-0 | 0-0 | 0-0/0 | 1 | 0 | 1 | 0 | 1 | 0 | |
| Dartmouth (12/22) | N | 6 | 2-3 | 0-0 | 0-2 | 1-0/1 | 0 | 0 | 1 | 1 | 0 | 4 | |
| Nebraska (12/28) | N | 2 | 0-0 | 0-0 | 0-0 | 0-1/1 | 0 | 0 | 0 | 0 | 0 | 0 | |
| Centenary (12/30) | N | 11 | 2-2 | 0-0 | 1-2 | 1-1/2 | 1 | 0 | 1 | 1 | 0 | 5 | |
| at Illinois (1/3) | N | 7 | 0-1 | 0-0 | 0-2 | 1-1/2 | 2 | 0 | 0 | 1 | 0 | 0 | |
| Wisconsin (1/6) | | | | | | | | | | | | | |
| Did Not Play | | | | | | | | | | | | | |
| at Ohio State (1/13) | N | 1 | 1-1 | 0-0 | 0-0 | 0-0/0 | 0 | 0 | 0 | 0 | 0 | 2 | |
| Purdue (1/17) | N | 1 | 0-0 | 0-0 | 0-0 | 0-0/0 | 1 | 1 | 0 | 0 | 0 | 0 | |
| Indiana (1/20) | N | 3 | 0-1 | 0-0 | 0-0 | 0-1/1 | 2 | 1 | 0 | 0 | 1 | 0 | |
| Iowa (1/24) | | | | | | | | | | | | | |
| Did Not Play | | | | | | | | | | | | | |
| at Purdue (1/27) | N | 5 | 0-0 | 0-0 | 0-0 | 0-1/1 | 1 | 0 | 0 | 0 | 0 | 0 | |
| at Iowa (1/31) | N | 11 | 0-1 | 0-0 | 0-0 | 1-2/3 | 4 | 1 | 0 | 3 | 0 | 0 | |
| Ohio State (2/3) | N | 15 | 3-4 | 0-0 | 0-1 | 0-2/2 | 3 | 0 | 0 | 0 | 0 | 6 | |
| at Northwestern (2/6) | N | 13 | 1-1 | 0-0 | 0-0 | 0-3/3 | 0 | 1 | 0 | 0 | 1 | 2 | |
| Michigan State (2/10) | Y | 17 | 2-4 | 0-0 | 0-0 | 0-4/4 | 1 | 1 | 0 | 0 | 0 | 4 | |
| Penn State (2/14) | Y | 12 | 1-2 | 0-0 | 0-0 | 1-1/2 | 0 | 0 | 0 | 3 | 0 | 2 | |
| at Michigan (2/17) | N | 5 | 0-0 | 0-0 | 0-0 | 0-0/0 | 0 | 1 | 0 | 0 | 0 | 0 | |
| at Wisconsin (2/21) | | | | | | | | | | | | | |
| Did Not Play | | | | | | | | | | | | | |
| at Indiana (2/28) | N | 6 | 0-1 | 0-0 | 3-4 | 0-0/0 | 2 | 0 | 0 | 1 | 0 | 3 | |
| Illinois (3/4) | N | 14 | 0-0 | 0-0 | 0-1 | 2-1/3 | 2 | 0 | 0 | 0 | 2 | 0 | |
| Purdue (3/8) | N | 13 | 0-2 | 0-0 | 2-2 | 2-1/3 | 2 | 1 | 3 | 0 | 2 | 2 | |
| Villanova (3/14) | N | 10 | 2-2 | 0-0 | 1-1 | 1-0/1 | 2 | 0 | 1 | 0 | 1 | 5 | |
| Tulsa (3/19) | N | 6 | 0-2 | 0-0 | 0-0 | 0-0/0 | 1 | 0 | 0 | 1 | 0 | 0 | |
| Totals | | 2/26 | 194 | 18-37 | 0-1 | 14-25 | 11-21/32 | 31 | 7 | 8 | 15 | 9 | 50 |

HAGEN'S CAREER STATISTICS

| Season | Gp | Gs | Min | Avg | 3-POINT | | | | | REBOUNDS | | | | | | | | | |
|---------------|-----------|----------|------------|------------|--------------|-------------|------------|-------------|--------------|-------------|-----------------|------------|-----------|-----------|-----------|-----------|-------------|-----------|------------|
| | | | | | Fg-Fga | Pct. | Ft-Fta | Pct. | H-Fta | Pct. | O-D/Tot | Avg | Asst | TO | Blk | ST | Pf/Df | Pts | Avg |
| 2000-01 | 26 | 2 | 194 | 7.5 | 18-37 | .486 | 0-1 | .000 | 14-25 | .560 | 11-21/32 | 1.2 | 7 | 8 | 15 | 9 | 31/0 | 50 | 1.9 |
| 2001-02 | | | | | Redshirted | | | | | | | | | | | | | | |
| 2002-03 | 12 | 1 | 118 | 9.8 | 14-31 | .452 | 0-0 | .000 | 16-18 | .889 | 14-28/42 | 3.9 | 5 | 9 | 10 | 3 | 17/1 | 46 | 7 |
| Career | 38 | 3 | 312 | 8.2 | 32-68 | .471 | 0-1 | .000 | 30-43 | .698 | 25-49/74 | 1.9 | 12 | 17 | 25 | 12 | 57/1 | 96 | 2.5 |

MAURICE HARGROW

11 Guard • So. • 6-4 • 193 • St. Paul, Minn. • Highland Park HS

Last Two Games: Was 10-of-10 from the line and scored 10 points with four assists vs. Illinois (1/7) • had 11 points and three assists in 20 minutes vs. Sacred Heart (1/4)

Notable: Recorded his first double-double of his career with 17 points and 10 rebounds vs. Oral Roberts (1/1), also had two assists and a career-high three steals • scored a career-high 24 points on 9-of-15 shooting (both career highs), had six boards and three assists in 41 minutes vs. Texas Tech (12/28) • had 12 points and four boards in 14 minutes vs. Fairleigh Dickinson (12/13) • played a career-high 42 minutes and scored 13 points and grabbed seven rebounds vs. Arkansas-Little Rock (12/10) • led team with 15 points, on 6-of-10 shooting at Nebraska (12/8) • scored 15 points, tied a career-high with eight rebounds in 26 minutes vs. Bethune Cookman (12/6) • played a career-high 36 minutes while battling the flu vs. Georgia Tech (12/4) • scored 10 points, grabbed five rebounds, had three assists (new career high), two steals and a block • led team with 15 points and a career-high eight rebounds in a career-high 32 minutes vs. Georgia (11/30) • scored a career-high 21 points vs. UNC Asheville (11/24) • also established career-highs for FG made, FG attempts, FT attempts, FT made, rebounds and minutes in that game • has scored in double figures 11 times this season and 12 times in his career.

CAREER HIGHS

Minutes: 42 vs. Arkansas-Little Rock (12/10/02)
Points: 24 vs. Texas Tech (12/28/02)
FG Attempts: 15 vs. Texas Tech (12/28/02)
FG Made: 9 vs. Texas Tech (12/28/02)
FT Attempts: 16 vs. Oral Roberts (1/1/03)
FT Made: 11 vs. Oral Roberts (1/1/03)
3-Point FG Attempts: 5 at Nebraska (12/8/02)
3-Point FG Made: 3 vs. Arkansas-Little Rock (12/10/02)
Rebounds: 10 vs. Oral Roberts (1/1/03)
Assists: 3 - two times; last vs. Texas Tech (12/28/02)
Steals: 3 vs. Oral Roberts (1/1/03)
Blocks: 1 - four times; last vs. Georgia Tech (12/4/02)

2002-03 GAME-BY-GAME

| Opponent (Date) | Start | Min. | Fg-Fa | 3g-3a | Ptm-Pta | O-D/T | Pf. | Asst. | To. | Blk. | Stl. | Pts. |
|-------------------------|-------|------|-------|-------|---------|--------|-----|-------|-----|------|------|------|
| UNC Asheville (11/24) | N | 24 | 6-10 | 1-1 | 8-14 | 2-2/4 | 1 | 1 | 1 | 0 | 2 | 21 |
| Georgia (11/30) | Y | 32 | 5-8 | 1-1 | 4-6 | 0-8/8 | 2 | 2 | 0 | 1 | 0 | 15 |
| Georgia Tech (12/4) | Y | 36 | 4-13 | 1-3 | 1-2 | 1-4/5 | 1 | 3 | 0 | 1 | 2 | 10 |
| Bethune Cookman (12/6) | Y | 26 | 4-9 | 1-2 | 6-6 | 4-4/8 | 0 | 2 | 2 | 0 | 0 | 15 |
| at Nebraska (12/8) | Y | 29 | 6-10 | 2-5 | 1-1 | 1-4/5 | 2 | 0 | 3 | 0 | 0 | 15 |
| Arkansas-LR (12/10) | Y | 42 | 4-11 | 3-3 | 2-7 | 4-3/7 | 3 | 0 | 1 | 0 | 0 | 13 |
| Fair. Dickinson (12/13) | Y | 14 | 4-8 | 1-1 | 3-5 | 1-3/4 | 2 | 1 | 3 | 0 | 0 | 12 |
| at Oregon (12/22) | Y | 33 | 3-12 | 0-4 | 2-2 | 1-4/5 | 3 | 2 | 1 | 0 | 0 | 8 |
| Texas Tech (12/28) | Y | 41 | 9-15 | 2-4 | 4-4 | 2-4/6 | 5 | 3 | 1 | 0 | 1 | 24 |
| Oral Roberts (1/1) | Y | 32 | 3-9 | 0-4 | 11-16 | 4-6/10 | 1 | 2 | 1 | 0 | 3 | 17 |
| Sacred Heart (1/4) | Y | 20 | 5-7 | 1-1 | 0-0 | 0-1/1 | 0 | 3 | 2 | 0 | 0 | 11 |
| Illinois (1/7) | Y | 33 | 0-2 | 0-0 | 10-10 | 0-1/1 | 2 | 4 | 2 | 0 | 0 | 10 |

2001-02 GAME-BY-GAME

| Opponent (Date) | Start | Min. | Fg-Fa | 3g-3a | Ptm-Pta | O-D/T | Pf. | Asst. | To. | Blk. | Stl. | Pts. | |
|--------------------------|-------|-------------|------------------------|--------------|-------------|--------------|----------------|-----------|-----------|-----------|----------|----------|------------|
| Mercer (11/17) | N | 10 | 1-2 | 1-1 | 4-6 | 0-1/1 | 0 | 0 | 0 | 0 | 0 | 7 | |
| UNC-Asheville (11/21) | N | 11 | 5-6 | 1-1 | 0-0 | 0-2/2 | 0 | 1 | 1 | 0 | 1 | 11 | |
| E. Washington (11/24) | N | 11 | 1-2 | 0-0 | 0-0 | 1-2/3 | 1 | 0 | 1 | 0 | 0 | 2 | |
| at Wake Forest (11/27) | N | 4 | 0-0 | 0-0 | 0-0 | 0-0/0 | 0 | 0 | 0 | 0 | 0 | 0 | |
| UT-Pan American (12/1) | N | 7 | 1-4 | 0-1 | 2-2 | 1-2/3 | 0 | 0 | 0 | 0 | 0 | 4 | |
| UNC-Wilmington (12/4) | N | 13 | 2-5 | 1-1 | 0-0 | 0-1/1 | 1 | 1 | 0 | 0 | 0 | 5 | |
| at Georgia (12/7) | N | 14 | 3-7 | 1-2 | 0-0 | 1-2/3 | 0 | 0 | 1 | 1 | 1 | 7 | |
| Oregon (12/10) | | | Did not play - injured | | | | | | | | | | |
| Maryland-ES (12/13) | | | Did not play - injured | | | | | | | | | | |
| Nebraska (12/22) | N | 5 | 1-2 | 0-0 | 0-0 | 0-0/0 | 1 | 2 | 1 | 0 | 0 | 2 | |
| at Texas Tech (12/30) | N | 15 | 1-5 | 0-4 | 0-0 | 0-2/2 | 1 | 1 | 2 | 0 | 0 | 2 | |
| at Illinois (1/2) | N | 5 | 0-2 | 0-1 | 0-0 | 0-0/0 | 0 | 0 | 0 | 0 | 0 | 0 | |
| Michigan State (1/5) | | | Did not play | | | | | | | | | | |
| Michigan (1/9) | N | 10 | 2-2 | 0-0 | 2-4 | 0-1/1 | 1 | 0 | 1 | 0 | 0 | 6 | |
| at Purdue (1/12) | N | 7 | 1-2 | 0-0 | 0-0 | 0-0/0 | 0 | 1 | 1 | 0 | 0 | 2 | |
| at Wisconsin (1/16) | N | 4 | 1-1 | 0-0 | 1-2 | 1-0/1 | 0 | 0 | 0 | 0 | 0 | 3 | |
| at Michigan (1/19) | N | 12 | 1-1 | 1-1 | 2-2 | 0-3/3 | 1 | 0 | 0 | 0 | 0 | 5 | |
| Ohio State (1/26) | N | 14 | 2-3 | 0-0 | 2-2 | 0-1/1 | 1 | 0 | 2 | 0 | 0 | 6 | |
| Penn State (1/30) | N | 13 | 2-5 | 0-0 | 2-2 | 1-1/2 | 0 | 1 | 0 | 0 | 0 | 6 | |
| Indiana (2/2) | N | 12 | 4-4 | 0-0 | 1-2 | 0-0/0 | 2 | 0 | 0 | 0 | 0 | 9 | |
| at Iowa (2/9) | N | 7 | 0-0 | 0-0 | 1-2 | 0-1/1 | 0 | 2 | 3 | 0 | 0 | 1 | |
| at Northwestern (2/13) | N | 7 | 0-1 | 0-0 | 0-0 | 2-0/2 | 1 | 0 | 0 | 0 | 0 | 0 | |
| Wisconsin (2/16) | N | 18 | 2-4 | 0-1 | 2-2 | 1-1/2 | 2 | 2 | 1 | 0 | 1 | 6 | |
| at Michigan State (2/21) | N | 13 | 1-4 | 0-2 | 0-0 | 0-0/0 | 0 | 2 | 2 | 0 | 1 | 0 | |
| at Penn State (2/23) | N | 9 | 0-3 | 0-0 | 0-0 | 0-1/1 | 3 | 0 | 0 | 0 | 0 | 0 | |
| Northwestern (2/27) | N | 12 | 1-2 | 0-0 | 0-0 | 0-0/0 | 0 | 2 | 1 | 0 | 0 | 2 | |
| Illinois (3/3) | N | 4 | 0-2 | 0-1 | 0-0 | 0-0/0 | 1 | 1 | 1 | 0 | 0 | 0 | |
| vs. Penn State (3/7) | N | 8 | 0-3 | 0-1 | 1-2 | 0-0/0 | 0 | 0 | 1 | 0 | 1 | 1 | |
| vs. Illinois (3/8) | N | 6 | 2-2 | 0-0 | 2-2 | 0-0/0 | 0 | 0 | 0 | 0 | 1 | 6 | |
| New Mexico (3/13) | N | 15 | 2-4 | 0-1 | 1-1 | 0-2/2 | 0 | 2 | 2 | 0 | 1 | 5 | |
| Richmond (3/18) | N | 11 | 0-3 | 0-1 | 0-0 | 1-1/2 | 0 | 1 | 1 | 1 | 0 | 0 | |
| Totals | | 0/28 | 280 | 36-81 | 5-19 | 23-31 | 9-24/33 | 16 | 19 | 22 | 2 | 7 | 100 |

HARGROW'S CAREER STATISTICS

| Season | Gp | Gs | Min | Avg | 3-POINT | | | | | REBOUNDS | | | | | | | | | |
|---------------|-----------|-----------|------------|-------------|---------------|-------------|--------------|-------------|---------------|-------------|-----------------|------------|-----------|-----------|----------|-----------|-------------|------------|------------|
| | | | | | Fg-Fga | Pct | Ft-Fta | Pct | O-D/Tot | Avg | Asst | TO | Blk | ST | Pf/Dq | Pts | Avg | | |
| 2001-02 | 28 | 0 | 280 | 30.0 | 36-81 | 44.4 | 5-19 | 26.3 | 23-31 | 74.2 | 9-24/33 | 1.2 | 19 | 22 | 2 | 7 | 16/0 | 100 | 3.6 |
| 2002-03 | 12 | 11 | 362 | 30.2 | 53-114 | 46.5 | 13-29 | 44.8 | 52-73 | 71.2 | 20-44/64 | 5.3 | 23 | 16 | 2 | 8 | 22/1 | 171 | 14.3 |
| Career | 40 | 11 | 642 | 16.1 | 89-195 | 45.6 | 18-48 | 37.5 | 75-104 | 72.1 | 29-68/97 | 2.4 | 42 | 37 | 4 | 15 | 38/1 | 271 | 6.8 |

JERRY HOLMAN

40 F/C • Sr. • 6-10 • 225 • St. Paul, Minn. • Mpls. Community & Tech Coll./Humboldt HS

Last Two Games: Played only 14 minutes and scored six points before fouling out vs. Illinois (1/7) • had seven points and tied a career-high with nine rebounds vs. Sacred Heart (1/4).

Notable: Had eight points and six rebounds in 19 minutes coming off the bench vs. Oral Roberts (1/1) • had eight points, six rebounds and two blocks vs. Texas Tech (12/28) • scored 17 points, on 8-of-8 shooting, grabbed five boards and blocked two shots in 29 minutes at Oregon (12/22) • had 11 points, six rebounds and set a new career-high with five blocks vs. Arkansas-Little Rock (12/10) • had 13 points, six rebounds and four blocks at Nebraska (12/8) • had 15 points, a career-high nine rebounds, three blocks and two steals vs. Bethune Cookman (12/6) • led the team with 21 points, on 8-of-12 shooting, seven rebounds, three assists, and three blocks vs. Georgia Tech (12/4) • had nine points and seven rebounds in 30 minutes before fouling out for the second straight game vs. Georgia (11/30/02) • played only 13 minutes before fouling out with five points vs. UNC Asheville (11/24).

Milestones: Scored his 400th career point vs. Illinois (1/7/03) • has scored in double figures six times this season and 17 times in his career • Minnesota is 13-4 when Holman scores in double figures.

CAREER HIGHS

Minutes: 32 at Northwestern (2/13/02)
Points: 22 vs. New Mexico (3/13/02)
FG Attempts: 13 vs. Bethune Cookman (12/6/02)
FG Made: 9 vs. New Mexico (3/13/02)
FT Attempts: 7 - two times; last vs. New Mexico (3/13/02)
FT Made: 5 - four times; last vs. Georgia Tech (12/4/02)
Rebounds: 9 - two times; last vs. Sacred Heart (1/4/03)
Assists: 4 at Northwestern (2/13/02)
Steals: 2 - six times; last vs. Bethune Cookman (12/6/02)
Blocks: 5 - vs. Arkansas-Little Rock (12/10/02)

2002-03 GAME-BY-GAME

| Opponent (Date) | Start | Min. | Fg-Fa | 3g-3a | Ftm-Fta | O-D/T | Pf. | Asst. | To. | Blk. | Stl. | Pts. |
|-------------------------|-------|------|-------|-------|---------|-------|-----|-------|-----|------|------|------|
| UNC Asheville (11/24) | Y | 13 | 1-2 | 0-0 | 3-4 | 2-0/2 | 5 | 1 | 0 | 3 | 0 | 5 |
| Georgia (11/30) | Y | 30 | 3-7 | 0-0 | 3-4 | 3-4/7 | 5 | 0 | 1 | 1 | 0 | 9 |
| Georgia Tech (12/4) | Y | 26 | 8-12 | 0-0 | 5-6 | 2-5/7 | 3 | 3 | 3 | 0 | 0 | 21 |
| Bethune Cookman (12/6) | Y | 26 | 6-13 | 0-0 | 3-3 | 6-3/9 | 3 | 1 | 2 | 3 | 2 | 15 |
| at Nebraska (12/8) | Y | 27 | 5-10 | 0-0 | 3-5 | 3-3/6 | 4 | 0 | 1 | 4 | 1 | 13 |
| Arkansas-LR (12/10) | Y | 28 | 5-7 | 0-0 | 1-3 | 4-2/6 | 2 | 1 | 2 | 5 | 0 | 11 |
| Fair. Dickinson (12/13) | Y | 20 | 3-4 | 0-0 | 2-4 | 1-5/6 | 1 | 0 | 1 | 3 | 0 | 12 |
| at Oregon (12/22) | Y | 29 | 8-8 | 0-0 | 1-2 | 4-1/5 | 4 | 1 | 2 | 2 | 1 | 17 |
| Texas Tech (12/28) | Y | 37 | 4-6 | 0-0 | 0-0 | 2-4/6 | 4 | 1 | 6 | 2 | 0 | 8 |
| Oral Roberts (1/1) | N | 19 | 3-5 | 0-0 | 2-2 | 3-3/6 | 4 | 1 | 0 | 1 | 1 | 8 |
| Sacred Heart (1/4) | Y | 19 | 3-6 | 0-0 | 1-3 | 5-4/9 | 1 | 0 | 4 | 1 | 0 | 7 |
| Illinois (1/7) | Y | 14 | 2-2 | 0-0 | 2-2 | 2-2/4 | 5 | 0 | 2 | 0 | 1 | 6 |

2001-02 GAME-BY-GAME

| Opponent (Date) | Start | Min. | Fg-Fa | 3g-3a | Ftm-Fta | O-D/T | Pf. | Asst. | To. | Blk. | Stl. | Pts. |
|--------------------------|-------|--------------|--------------------|------------|--------------|------------------|-----------|-----------|-----------|-----------|-----------|------------|
| Mercer (11/17) | N | 18 | 6-8 | 0-0 | 5-6 | 4-2/6 | 2 | 1 | 2 | 0 | 1 | 17 |
| UNC-Asheville (11/21) | N | 21 | 7-10 | 0-0 | 0-0 | 1-5/6 | 3 | 1 | 3 | 1 | 2 | 14 |
| E. Washington (11/24) | N | 20 | 6-9 | 0-0 | 2-4 | 1-2/3 | 4 | 0 | 3 | 1 | 2 | 14 |
| at Wake Forest (11/27) | N | 26 | 2-4 | 0-0 | 0-0 | 2-5/7 | 3 | 1 | 0 | 1 | 2 | 4 |
| UT-Pan American (12/1) | N | 21 | 4-9 | 0-0 | 0-0 | 0-1/1 | 3 | 1 | 0 | 2 | 1 | 8 |
| UNC-Wilmington (12/4) | N | 18 | 2-5 | 0-0 | 0-1 | 1-3/4 | 1 | 0 | 3 | 4 | 0 | 4 |
| at Georgia (12/7) | N | 23 | 1-8 | 0-0 | 5-6 | 2-2/4 | 2 | 1 | 3 | 2 | 0 | 7 |
| Oregon (12/10) | N | 18 | 2-4 | 0-0 | 0-0 | 2-1/3 | 1 | 1 | 2 | 1 | 2 | 4 |
| Maryland-ES (12/13) | N | 26 | 5-8 | 0-0 | 5-7 | 6-2/8 | 1 | 2 | 1 | 2 | 0 | 15 |
| Nebraska (12/22) | N | 14 | 2-3 | 0-0 | 1-2 | 1-2/3 | 3 | 1 | 1 | 0 | 0 | 5 |
| at Texas Tech (12/30) | Y | 16 | 1-8 | 0-0 | 0-0 | 1-1/2 | 5 | 0 | 2 | 0 | 0 | 2 |
| at Illinois (1/2) | N | 23 | 5-8 | 0-0 | 0-0 | 1-1/2 | 4 | 1 | 1 | 0 | 0 | 10 |
| Michigan State (1/5) | N | 23 | 6-7 | 0-0 | 4-5 | 1-2/3 | 2 | 0 | 0 | 1 | 1 | 16 |
| Michigan (1/9) | N | 30 | 6-9 | 0-0 | 0-0 | 2-1/3 | 1 | 3 | 2 | 3 | 0 | 12 |
| at Purdue (1/12) | N | 19 | 1-3 | 0-0 | 0-0 | 0-1/1 | 1 | 1 | 1 | 1 | 0 | 2 |
| at Wisconsin (1/16) | N | 17 | 2-3 | 0-0 | 0-1 | 0-3/3 | 2 | 0 | 3 | 0 | 0 | 4 |
| at Michigan (1/19) | N | 12 | 3-6 | 0-0 | 0-0 | 2-1/3 | 4 | 0 | 0 | 0 | 1 | 6 |
| Ohio State (1/26) | Y | 28 | 5-9 | 0-0 | 2-2 | 0-4/4 | 3 | 2 | 1 | 3 | 0 | 12 |
| Penn State (1/30) | Y | 25 | 6-11 | 0-0 | 2-2 | 2-6/8 | 4 | 2 | 2 | 3 | 0 | 14 |
| Indiana (2/2) | Y | 21 | 4-5 | 0-0 | 0-0 | 0-3/3 | 2 | 1 | 1 | 1 | 1 | 8 |
| at Iowa (2/9) | Y | 24 | 3-6 | 0-0 | 2-5 | 0-2/2 | 4 | 0 | 2 | 0 | 2 | 9 |
| at Northwestern (2/13) | Y | 32 | 3-5 | 0-0 | 0-2 | 0-3/3 | 3 | 4 | 0 | 3 | 0 | 6 |
| Wisconsin (2/16) | Y | 27 | 7-10 | 0-0 | 3-6 | 0-3/3 | 3 | 0 | 2 | 2 | 0 | 17 |
| at Michigan State (2/21) | Y | 15 | 3-4 | 0-0 | 0-1 | 0-1/1 | 3 | 2 | 0 | 0 | 0 | 6 |
| at Penn State (2/23) | Y | 18 | 3-9 | 0-0 | 1-4 | 1-5/6 | 3 | 1 | 1 | 2 | 0 | 7 |
| Northwestern (2/27) | Y | 26 | 2-3 | 0-0 | 0-0 | 0-5/5 | 3 | 1 | 5 | 4 | 0 | 4 |
| Illinois (3/3) | Y | 24 | 4-12 | 0-0 | 1-2 | 1-1/2 | 1 | 0 | 0 | 2 | 0 | 9 |
| vs. Penn State (3/7) | Y | 27 | 5-5 | 0-0 | 0-2 | 1-5/6 | 3 | 2 | 1 | 0 | 1 | 10 |
| vs. Illinois (3/8) | Y | 14 | 1-3 | 0-0 | 0-0 | 0-1/1 | 5 | 0 | 0 | 0 | 0 | 2 |
| New Mexico (3/13) | N | 19 | 9-12 | 0-0 | 4-7 | 4-3/7 | 2 | 1 | 0 | 1 | 2 | 22 |
| Richmond (3/18) | N | 22 | 2-7 | 0-0 | 0-0 | 2-6/8 | 1 | 1 | 3 | 2 | 1 | 4 |
| Totals | | 13/31 | 667-118-213 | 0-0 | 37-65 | 38-83/121 | 82 | 31 | 45 | 43 | 17 | 273 |

HOLMAN'S CAREER STATISTICS

| Season | Gp | Gs | Min | Avg | Fg-Fga | Pct | 3-POINT | | | REBOUNDS | | | | | Pts | Avg | | | |
|---------------|-----------|-----------|------------|-------------|----------------|-------------|------------|-------------|---------------|-------------|-------------------|------------|-----------|-----------|-----------|-----------|--------------|------------|------------|
| | | | | | | | Fg-Fga | Pct | Ft-Fta | O-D/T | Avg | Asst | TO | Blk | | | Stl | Pf/Dg | |
| 2001-02 | 31 | 13 | 667 | 21.5 | 118-213 | 55.4 | 0-0 | .000 | 37-65 | 56.9 | 38-83/121 | 3.9 | 31 | 45 | 43 | 17 | 82/72 | 273 | 8.8 |
| 2002-03 | 17 | 11 | 288 | 26.0 | 51-82 | 62.2 | 0-0 | .000 | 26-38 | 68.4 | 37-36/73 | 6.1 | 9 | 24 | 28 | 6 | 41/3 | 128 | 10.7 |
| Career | 43 | 24 | 955 | 22.2 | 169-295 | 57.3 | 0-0 | .000 | 63-103 | 61.2 | 75-119/194 | 4.5 | 40 | 69 | 71 | 23 | 123/5 | 401 | 9.3 |

BEN JOHNSON

22 Guard • Jr. • 6-3 • 185 • Minneapolis, Minn. • Northwestern/DeLaSalle HS

Last Two Games: Had nine points, was 6-of-7 from the line, and grabbed four rebounds in 26 minutes off the bench vs. Illinois (1/7) • did not score, but had five assists and two steals vs. Sacred Heart (1/4).
Notable: Had seven points in 19 minutes coming off the bench vs. Oral Roberts (1/1) • had seven points and a Minnesota-best six assists vs. Texas Tech (12/28) • scored a Minnesota career-best 16 points - made a career-high four three pointers - grabbed six rebounds, dished out four assists and had three steals vs. Fairleigh Dickinson (12/13) • scored 14 points, was 2-of-3 from three-point range, and had two steals in 35 minutes vs. Arkansas-Little Rock (12/10) • had seven points, three rebounds and two steals vs. Georgia Tech (12/4/02) • had 11 points, six rebounds and four assists in 34 minutes vs. Georgia (11/30/02) • grabbed a career-best 10 rebounds vs. UNC Asheville (11/24) in his first start as a Golden Gopher.

Milestones: Has scored in double figures two times in his career at Minnesota • recorded his 200th-career rebound (including NU) vs. Georgia (11/30/02).

CAREER HIGHS

Minutes: 40, twice; last vs. Illinois (1/17/01)*
Points: 26 vs. Purdue (2/12/00)*
FG Attempts: 18 vs. Arkansas-Little Rock (11/18/00)*
FG Made: 9 vs. Purdue (2/12/00)*
FT Attempts: 13 vs. Jacksonville (12/14/99)*
FT Made: 11 vs. Pepperdine (1/8/00)*
3-Point FG Attempts: 9 vs. Penn State (1/13/00)*
3-Point FG Made: 4 vs. Fairleigh Dickinson (12/13/02)
Rebounds: 10 vs. UNC Asheville (11/24/02)
Assists: 10 vs. Penn State (2/21/01)*
Steals: 5 at Illinois (2/3/01)*
Blocks: 2 vs. Mississippi State (11/28/99)*
 * at Northwestern

2002-03 GAME-BY-GAME

| Opponent (Date) | Start | Min. | Fg-Fa | 3g-3a | Ftm-Fta | O-D/T | Pf. | Asst. | To. | Blk. | Stl. | Pts. |
|-------------------------|-------|------|-------|-------|---------|--------|-----|-------|-----|------|------|------|
| UNC Asheville (11/24) | Y | 29 | 2-8 | 0-1 | 0-0 | 1-9/10 | 2 | 2 | 2 | 0 | 0 | 4 |
| Georgia (11/30) | Y | 34 | 3-7 | 0-2 | 5-6 | 1-5/6 | 0 | 4 | 1 | 1 | 1 | 11 |
| Georgia Tech (12/4) | Y | 35 | 3-8 | 1-2 | 0-0 | 0-3/3 | 3 | 1 | 4 | 0 | 2 | 7 |
| Bethune Cookman (12/6) | Y | 31 | 2-5 | 1-1 | 2-3 | 1-3/4 | 2 | 2 | 2 | 0 | 1 | 7 |
| at Nebraska (12/8) | Y | 26 | 1-5 | 0-1 | 0-0 | 1-3/4 | 3 | 3 | 3 | 0 | 1 | 2 |
| Arkansas-LR (12/10) | Y | 35 | 5-11 | 2-3 | 2-3 | 1-2/3 | 0 | 1 | 3 | 0 | 2 | 14 |
| Fair. Dickinson (12/13) | Y | 28 | 5-7 | 4-5 | 2-2 | 0-6/6 | 2 | 4 | 2 | 0 | 3 | 16 |
| at Oregon (12/22) | Y | 19 | 1-4 | 1-2 | 0-0 | 0-3/3 | 2 | 1 | 1 | 0 | 0 | 3 |
| Texas Tech (12/28) | N | 26 | 2-5 | 1-2 | 2-2 | 0-0/0 | 2 | 6 | 3 | 0 | 1 | 7 |
| Oral Roberts (1/1) | N | 19 | 2-4 | 0-2 | 3-4 | 0-0/0 | 3 | 1 | 4 | 0 | 0 | 7 |
| Sacred Heart (1/4) | N | 20 | 0-2 | 0-1 | 0-0 | 1-1/2 | 1 | 5 | 0 | 0 | 2 | 0 |
| Illinois (1/7) | N | 26 | 1-5 | 1-2 | 6-7 | 1-3/4 | 0 | 0 | 1 | 0 | 0 | 9 |

JOHNSON'S CAREER STATISTICS

| Season | Gp | Gs | Min | Avg | Fg-Fga | Pct | 3-POINT | | REBOUNDS | | O-D/Tot | Avg | Asst | TO | Blk | ST | P/Dg | Pts | Avg |
|---------------|-----------|-----------|-------------|-------------|----------------|-------------|---------------|-------------|----------------|-------------|-------------------|------------|------------|------------|-----------|-----------|--------------|------------|-------------|
| | | | | | | | Fg-Fga | Pct | Fg-Fga | Pct | | | | | | | | | |
| 1999-00* | 30 | 30 | 988 | 32.9 | 118-339 | .354 | 37-106 | .349 | 76-91 | .835 | 15-71/86 | 2.9 | 73 | 101 | 6 | 28 | 64/1 | 349 | 11.6 |
| 2000-01* | 30 | 30 | 958 | 31.9 | 121-293 | .413 | 28-90 | .311 | 50-64 | .781 | 36-65/101 | 3.4 | 74 | 47 | 3 | 27 | 53/0 | 328 | 10.9 |
| 2001-02 | | | | | | | | | | | | | | | | | | | |
| 2002-03 | 12 | 8 | 328 | 27.3 | 77-71 | .380 | 11-24 | .458 | 22-27 | .815 | 7-38/45 | 3.8 | 30 | 26 | 1 | 13 | 20/0 | 87 | 7.3 |
| Career | 71 | 68 | 2274 | 32.0 | 266-697 | .382 | 76-220 | .345 | 148-182 | .813 | 58-174/232 | 3.3 | 177 | 174 | 10 | 64 | 137/1 | 756 | 10.6 |

*at Northwestern

RICK RICKERT

1/4 Forward • So. • 6-11 • 216 • Duluth, Minn. • Duluth East HS

Last Two Games: Scored 12 points, was 5-of-19 from the field, had five boards and four assists in 33 minutes vs. Illinois • had 14 points and four rebounds in 25 minutes vs. Sacred Heart (1/4).

Notable: Came off the bench for the first time in his Gopher career and had 15 points and nine rebounds in 27 minutes vs. Oral Roberts • scored 22 points, grabbed a career-best 11 rebounds, and tied a career-best playing 39 minutes vs. Texas Tech (12/28) • battled foul trouble and scored eight points and grabbed six boards in only 15 minutes at Oregon (12/22) • bounced back from illness and scored 25 points, on 7-of-12 shooting, and grabbed seven boards vs. Arkansas-Little Rock (12/10) in a career-high 39 minutes • still feeling the effects of the flu at Nebraska (12/8), he was held scoreless and played only 17 minutes • sat out the first game of his college career with the flu vs. Bethune Cookman (12/6) • hit a turnaround 10-foot jumper with :10 left to beat Georgia Tech (12/4) • had 17 points on 5-of-8 shooting, 2-of-2 from three-point range and 5-of-5 from the line, also grabbed seven boards • had 12 points, five rebounds, three blocks and three steals in 34 minutes vs. Georgia (11/30/02) • led team with 26 points, was a career-best 5-of-6 from three-point range, in 32 minutes vs. UNC Asheville (11/24) • preseason Playboy All-American • preseason Third Team All-American by Basketball News • preseason Second Team All-American by the College Basketball News

Milestones: First Big Ten Freshman of the Year in school history • most points by a freshman (441) in a season in Minnesota basketball history • averaged 14.2 points per game, the most by a freshman in school history • was the first Minnesota player to have three straight 20-point games (1/30/02-2/9/02) since Quincy Lewis had 10 straight in 1999-2000 • scored his 500th career point vs. Arkansas-Little Rock (12/10/02) • has scored 20 or more points nine times in his career (Gophers are 8-1) • has scored in double figures 30 times in 42 games as a Golden Gopher.

CAREER HIGHS

Minutes: 39 - two times; last vs. Texas Tech (12/28/02)
Points: 28 vs. Oregon (12/10/01)
FG Attempts: 21 vs. Texas Tech (12/28/02)
FG Made: 11 vs. Oregon (12/10/01)
FT Attempts: 11 vs. UNC Asheville (11/24/02)
FT Made: 8 at Iowa (2/9/02)
3-Point FG Attempts: 6 - six times; last vs. UNC Asheville (11/24/02)
3-Point FG Made: 5 vs. UNC Asheville (11/24/02)
Rebounds: 11 vs. Texas Tech (12/28/02)
Assists: 5 vs. Wisconsin (2/16/02)
Steals: 3 vs. Georgia (11/30/02)
Blocks: 5 - two times; last vs. Northwestern (2/27/02)

2002-03 GAME-BY-GAME

| Opponent (Date) | Start | Min. | Fg-Fa | 3g-3a | Ftm-Fta | O-D/T | Pf. | Asst. | To. | Blk. | Stl. | Pts. |
|-------------------------|-------|------|------------------------|-------|---------|--------|-----|-------|-----|------|------|------|
| UNC Asheville (11/24) | Y | 32 | 8-15 | 5-6 | 5-11 | 2-3/5 | 3 | 0 | 1 | 2 | 2 | 26 |
| Georgia (11/30) | Y | 34 | 3-13 | 2-5 | 4-6 | 1-4/5 | 2 | 1 | 3 | 3 | 3 | 12 |
| Georgia Tech (12/4) | Y | 31 | 5-8 | 2-2 | 5-5 | 2-5/7 | 3 | 0 | 1 | 0 | 2 | 17 |
| Bethune Cookman (12/6) | | | Did Not Play - illness | | | | | | | | | |
| at Nebraska (12/8) | Y | 17 | 0-2 | 0-1 | 0-0 | 1-4/5 | 2 | 1 | 1 | 1 | 0 | 0 |
| Arkansas-LR (12/10) | Y | 39 | 7-12 | 1-3 | 10-12 | 2-5/7 | 3 | 0 | 4 | 1 | 1 | 25 |
| Fair. Dickinson (12/13) | Y | 20 | 2-5 | 1-4 | 0-0 | 0-5/5 | 0 | 2 | 1 | 1 | 1 | 5 |
| at Oregon (12/22) | Y | 15 | 4-9 | 0-3 | 0-0 | 4-2/6 | 5 | 1 | 4 | 1 | 0 | 8 |
| Texas Tech (12/28) | Y | 39 | 9-21 | 2-4 | 2-3 | 5-6/11 | 2 | 3 | 2 | 1 | 22 | |
| Oral Roberts (1/1) | N | 27 | 4-13 | 0-2 | 7-11 | 2-7/9 | 4 | 0 | 3 | 0 | 1 | 15 |
| Sacred Heart (1/4) | Y | 25 | 5-10 | 0-0 | 4-5 | 1-3/4 | 1 | 2 | 3 | 1 | 0 | 14 |
| Illinois (1/7) | Y | 33 | 5-19 | 1-4 | 1-3 | 2-3/5 | 5 | 4 | 1 | 2 | 0 | 12 |

2001-02 GAME-BY-GAME

| Opponent (Date) | Start | Min. | Fg-Fa | 3g-3a | Ftm-Fta | O-D/T | Pf. | Asst. | To. | Blk. | Stl. | Pts. | |
|--------------------------|-------|--------------|------------|----------------|---------------|---------------|-------------------|-----------|-----------|-----------|-----------|-----------|------------|
| Mercer (11/17) | Y | 23 | 7-10 | 3-4 | 0-0 | 3-3/6 | 3 | 1 | 0 | 4 | 0 | 17 | |
| UNC-Asheville (11/21) | Y | 30 | 4-7 | 3-6 | 4-4 | 2-2/4 | 2 | 3 | 0 | 1 | 1 | 15 | |
| E. Washington (11/24) | Y | 27 | 4-5 | 1-1 | 5-8 | 2-8/10 | 2 | 2 | 2 | 5 | 1 | 14 | |
| at Wake Forest (11/27) | Y | 32 | 4-9 | 1-3 | 0-0 | 2-3/5 | 2 | 2 | 1 | 0 | 2 | 9 | |
| UT-Pan American (12/1) | Y | 28 | 4-15 | 0-4 | 0-0 | 1-4/5 | 1 | 4 | 1 | 0 | 2 | 8 | |
| UNC-Wilmington (12/4) | Y | 32 | 6-12 | 1-6 | 0-0 | 2-4/6 | 2 | 1 | 3 | 4 | 0 | 13 | |
| at Georgia (12/7) | Y | 21 | 3-6 | 1-4 | 0-0 | 3-4/7 | 4 | 0 | 2 | 0 | 1 | 7 | |
| Oregon (12/10) | Y | 36 | 11-17 | 2-4 | 4-7 | 3-6/9 | 3 | 0 | 1 | 0 | 0 | 28 | |
| Maryland-ES (12/13) | Y | 22 | 1-6 | 0-1 | 3-3 | 1-3/4 | 1 | 1 | 1 | 1 | 1 | 5 | |
| Nebraska (12/22) | Y | 29 | 6-12 | 1-6 | 1-3 | 1-2/3 | 4 | 0 | 2 | 0 | 2 | 14 | |
| at Texas Tech (12/30) | Y | 17 | 1-4 | 0-2 | 0-0 | 0-4/4 | 5 | 0 | 0 | 0 | 0 | 2 | |
| at Illinois (1/2) | Y | 20 | 2-6 | 1-3 | 0-1 | 1-0/1 | 4 | 1 | 4 | 1 | 1 | 6 | |
| Michigan State (1/5) | Y | 33 | 6-8 | 1-1 | 2-2 | 1-3/4 | 2 | 2 | 1 | 3 | 0 | 15 | |
| Michigan (1/9) | Y | 16 | 3-3 | 1-1 | 0-1 | 0-3/3 | 5 | 0 | 2 | 1 | 1 | 7 | |
| at Purdue (1/12) | Y | 35 | 8-12 | 2-4 | 6-6 | 2-5/7 | 3 | 1 | 4 | 0 | 2 | 24 | |
| at Wisconsin (1/16) | Y | 24 | 6-14 | 0-5 | 1-3 | 2-5/7 | 3 | 0 | 1 | 1 | 0 | 13 | |
| at Michigan (1/19) | Y | 27 | 4-8 | 1-1 | 6-8 | 0-3/3 | 3 | 2 | 1 | 1 | 0 | 15 | |
| Ohio State (1/26) | Y | 30 | 5-8 | 3-4 | 6-6 | 1-3/4 | 3 | 1 | 3 | 1 | 0 | 19 | |
| Penn State (1/30) | Y | 26 | 9-12 | 3-5 | 5-8 | 1-4/5 | 2 | 2 | 2 | 0 | 1 | 26 | |
| Indiana (2/2) | Y | 32 | 9-18 | 2-4 | 7-10 | 3-3/6 | 4 | 1 | 2 | 1 | 0 | 27 | |
| at Iowa (2/9) | Y | 31 | 7-10 | 1-4 | 8-9 | 1-4/5 | 3 | 2 | 4 | 2 | 1 | 23 | |
| at Northwestern (2/13) | Y | 38 | 5-11 | 2-6 | 5-6 | 3-7/10 | 2 | 2 | 3 | 3 | 2 | 17 | |
| Wisconsin (2/16) | Y | 30 | 5-15 | 1-6 | 1-2 | 1-4/5 | 3 | 5 | 2 | 0 | 0 | 12 | |
| at Michigan State (2/21) | Y | 29 | 2-6 | 0-2 | 1-3 | 0-2/2 | 1 | 1 | 1 | 0 | 1 | 5 | |
| at Penn State (2/23) | Y | 28 | 5-11 | 0-3 | 4-6 | 2-2/4 | 4 | 0 | 3 | 0 | 0 | 14 | |
| Northwestern (2/27) | Y | 27 | 3-8 | 1-3 | 1-3 | 2-5/7 | 3 | 2 | 3 | 5 | 0 | 8 | |
| Illinois (3/3) | Y | 29 | 6-13 | 3-5 | 3-4 | 5-2/7 | 5 | 2 | 2 | 1 | 0 | 21 | |
| vs. Penn State (3/7) | Y | 28 | 9-12 | 2-2 | 1-2 | 1-5/6 | 1 | 3 | 4 | 2 | 1 | 18 | |
| vs. Illinois (3/8) | Y | 30 | 3-8 | 1-4 | 3-5 | 0-0/0 | 4 | 4 | 2 | 1 | 1 | 10 | |
| New Mexico (3/13) | Y | 24 | 6-12 | 2-3 | 4-4 | 2-2/4 | 4 | 1 | 1 | 0 | 0 | 18 | |
| Richmond (3/18) | Y | 36 | 3-13 | 1-4 | 5-8 | 5-4/9 | 2 | 1 | 2 | 0 | 1 | 12 | |
| Totals | | 31/31 | 670 | 157-311 | 41-111 | 86-122 | 53-109/162 | 92 | 47 | 60 | 38 | 22 | 441 |

RICKERT'S CAREER STATISTICS

| Season | Gp | Gg | Min | Avg | 3-POINT | | | | REBOUNDS | | | | | | | | | | |
|---------------|-----------|-----------|-------------|-------------|----------------|------------|---------------|------------|----------------|------------|-------------------|------------|-----------|-----------|-----------|-----------|--------------|-------------|-------------|
| | | | | | Fg-Faa | Pct | Fg-Faa | Pct | Ft-Fta | Pct | O-D/Tot | Avg | Asst | TO | Blk | Stl | Pf/Dg | Pts | Avg |
| 2001-02 | 31 | 31 | 870 | 76.1 | 157-311 | 505 | 41-111 | 369 | 86-122 | 705 | 53-109/162 | 5.2 | 47 | 60 | 38 | 22 | 92/3 | 44.1 | 14.2 |
| 2002-03 | 11 | 10 | 313 | 28.5 | 52-127 | 409 | 14-34 | 412 | 38-56 | 679 | 22-47/69 | 6.3 | 14 | 25 | 14 | 11 | 30/2 | 15.6 | 14.2 |
| Career | 42 | 41 | 1183 | 28.2 | 209-438 | 477 | 55-145 | 379 | 124-178 | 697 | 75-156/231 | 5.3 | 61 | 85 | 52 | 33 | 122/5 | 59.7 | 14.2 |

AARON ROBINSON

3 Guard • So. • 5-9 • 165 • Rockford, Ill. • Guilford HS

Last Two Games: Scored three points in six minutes vs. Illinois (1/7) • set career highs for points (11), field goal attempts (5), field goals (3), three-point field goal attempts (4), three point field goals (3) and tied career highs with four rebounds, four assists and 14 minutes vs. Sacred Heart (1/4).

Notable: Played 12 solid minutes off the bench and tied a career-high with five points and set a career high with four rebounds vs. Oral Roberts (1/1) • had two assists and a steal in 10 minutes vs. Fairleigh Dickinson (12/13) • had three points in five minutes vs. Arkansas-Little Rock (12/10) • did not make the trip to Nebraska (12/8) • sat out vs. Bethune Cookman (12/6) • played two minutes vs. Georgia Tech (12/4/02) • played eight minutes vs. UNC Asheville (11/24).

CAREER HIGHS

Minutes: 14 - two times; last vs. Sacred Heart (1/4/03)
Points: 11 vs. Sacred Heart (1/4/03)
FG Attempts: 5 vs. Sacred Heart (1/4/03)
FG Made: 3 vs. Sacred Heart (1/4/03)
FT Attempts: 4 vs. UT-Pan American (12/1/01)
FT Made: 2 - four times; last vs. Sacred Heart (1/4/03)
3-Point FG Attempts: 4 vs. Sacred Heart (1/4/03)
3-Point FG Made: 3 vs. Sacred Heart (1/4/03)
Rebounds: 4 - two times; last vs. Sacred Heart (1/4/03)
Assists: 4 - two times; last vs. Sacred Heart (1/4/03)
Steals: 2 - two times; last vs. Nebraska (12/22/01)
Blocks: 1 vs. Maryland-Eastern Shore (12/13/01)

2002-03 GAME-BY-GAME

| Opponent (Date) | Start | Min. | Fg-Fa | 3g-3a | Ftm-Fta | O-D/T | Pf. | Asst. | To. | Blk. | Stl. | Pts. |
|-------------------------|-------|------|--------------|-------|---------|-------|-----|-------|-----|------|------|------|
| UNC Asheville (11/24) | N | 8 | 0-0 | 0-0 | 0-1 | 0-0/0 | 0 | 1 | 1 | 0 | 0 | 0 |
| Georgia (11/30) | | | Did Not Play | | | | | | | | | |
| Georgia Tech (12/4) | N | 2 | 0-0 | 0-0 | 0-0 | 0-0/0 | 0 | 0 | 1 | 0 | 0 | 0 |
| Bethune Cookman (12/6) | | | Did Not Play | | | | | | | | | |
| at Nebraska (12/8) | | | Did Not Play | | | | | | | | | |
| Arkansas-LR (12/10) | N | 5 | 1-1 | 1-1 | 0-0 | 0-0/0 | 1 | 0 | 0 | 0 | 1 | 3 |
| Fair. Dickinson (12/13) | N | 10 | 0-0 | 0-0 | 0-0 | 0-0/0 | 2 | 2 | 2 | 0 | 1 | 0 |
| at Oregon (12/22) | N | 2 | 0-1 | 0-0 | 0-0 | 0-0/0 | 0 | 0 | 0 | 0 | 0 | 0 |
| Texas Tech (12/28) | N | 7 | 0-1 | 0-1 | 0-0 | 0-0/0 | 0 | 0 | 1 | 0 | 0 | 0 |
| Oral Roberts (1/1) | N | 12 | 2-2 | 1-1 | 0-0 | 1-3/4 | 2 | 0 | 0 | 0 | 0 | 5 |
| Sacred Heart (1/4) | N | 14 | 3-5 | 3-4 | 2-2 | 0-4/4 | 1 | 1 | 1 | 0 | 0 | 11 |
| Illinois (1/7) | N | 6 | 1-2 | 0-1 | 1-2 | 0-1/1 | 0 | 0 | 0 | 0 | 0 | 3 |

2001-02 GAME-BY-GAME

| Opponent (Date) | Start | Min. | Fg-Fa | 3g-3a | Ftm-Fta | O-D/T | Pf. | Asst. | To. | Blk. | Stl. | Pts. | |
|--------------------------|-------|-------------|--------------|-------------|-------------|-------------|----------------|-----------|-----------|-----------|----------|-----------|-----------|
| Mercer (11/17) | N | 12 | 0-3 | 0-1 | 1-2 | 0-3/3 | 4 | 3 | 0 | 0 | 1 | 1 | |
| UNC-Asheville (11/21) | N | 8 | 0-3 | 0-1 | 0-0 | 0-0/0 | 1 | 2 | 1 | 0 | 1 | 0 | |
| E. Washington (11/24) | N | 13 | 1-3 | 1-1 | 2-2 | 0-0/0 | 2 | 2 | 1 | 0 | 2 | 5 | |
| at Wake Forest (11/27) | N | 3 | 0-0 | 0-0 | 0-0 | 0-0/0 | 0 | 0 | 1 | 0 | 0 | 0 | |
| UT-Pan American (12/1) | N | 6 | 0-0 | 0-0 | 2-4 | 0-0/0 | 1 | 2 | 2 | 0 | 1 | 2 | |
| UNC-Wilmington (12/4) | N | 8 | 1-3 | 1-1 | 0-0 | 0-2/2 | 1 | 0 | 1 | 0 | 1 | 3 | |
| at Georgia (12/7) | N | 5 | 0-1 | 0-1 | 0-2 | 0-1/1 | 0 | 0 | 3 | 0 | 0 | 0 | |
| Oregon (12/10) | N | 4 | 0-0 | 0-0 | 0-0 | 0-0/0 | 0 | 0 | 1 | 0 | 0 | 0 | |
| Maryland-ES (12/13) | N | 14 | 0-2 | 0-1 | 0-0 | 1-1/2 | 3 | 4 | 2 | 1 | 0 | 0 | |
| Nebraska (12/22) | N | 10 | 0-2 | 0-2 | 0-0 | 0-0/0 | 0 | 1 | 0 | 0 | 2 | 0 | |
| at Texas Tech (12/30) | N | 6 | 0-1 | 0-1 | 0-0 | 0-0/0 | 0 | 0 | 1 | 0 | 1 | 0 | |
| at Illinois (1/2) | N | 4 | 0-0 | 0-0 | 0-1 | 0-0/0 | 1 | 0 | 1 | 0 | 0 | 0 | |
| Michigan State (1/5) | | | Did not play | | | | | | | | | | |
| Michigan (1/9) | N | 2 | 0-1 | 0-1 | 0-0 | 0-0/0 | 1 | 0 | 1 | 0 | 0 | 0 | |
| at Purdue (1/12) | N | 2 | 0-0 | 0-0 | 0-0 | 0-0/0 | 0 | 0 | 0 | 0 | 0 | 0 | |
| at Wisconsin (1/16) | N | 3 | 0-0 | 0-0 | 0-0 | 0-0/0 | 0 | 0 | 1 | 0 | 0 | 0 | |
| at Michigan (1/19) | | | Did not play | | | | | | | | | | |
| Ohio State (1/26) | | | Did not play | | | | | | | | | | |
| Penn State (1/30) | N | 5 | 0-0 | 0-0 | 0-0 | 0-2/2 | 2 | 0 | 1 | 0 | 1 | 0 | |
| Indiana (2/2) | | | Did not play | | | | | | | | | | |
| at Iowa (2/9) | | | Did not play | | | | | | | | | | |
| at Northwestern (2/13) | N | 3 | 0-0 | 0-0 | 0-0 | 0-1/1 | 0 | 1 | 0 | 0 | 0 | 0 | |
| Wisconsin (2/16) | N | 6 | 0-1 | 0-1 | 0-0 | 0-1/1 | 0 | 2 | 0 | 0 | 1 | 0 | |
| at Michigan State (2/21) | N | 2 | 0-0 | 0-0 | 0-0 | 0-0/0 | 0 | 0 | 0 | 0 | 0 | 0 | |
| at Penn State (2/23) | N | 2 | 0-0 | 0-0 | 0-0 | 0-0/0 | 0 | 0 | 1 | 0 | 1 | 0 | |
| Northwestern (2/27) | N | 2 | 0-1 | 0-0 | 2-2 | 0-1/1 | 1 | 0 | 0 | 0 | 0 | 2 | |
| Illinois (3/3) | | | Did not play | | | | | | | | | | |
| vs. Penn State (3/7) | N | 2 | 1-1 | 0-0 | 0-0 | 0-0/0 | 0 | 0 | 0 | 0 | 0 | 2 | |
| vs. Illinois (3/8) | N | 3 | 1-2 | 0-1 | 0-0 | 0-0/0 | 0 | 0 | 0 | 0 | 1 | 2 | |
| New Mexico (3/13) | N | 4 | 1-1 | 0-0 | 0-0 | 0-0/0 | 0 | 0 | 0 | 0 | 0 | 2 | |
| Richmond (3/18) | N | 5 | 0-0 | 0-0 | 0-0 | 1-0/1 | 0 | 0 | 1 | 0 | 1 | 0 | |
| Totals | | 0/25 | 134 | 5-25 | 2-12 | 7-13 | 2-12/14 | 17 | 17 | 18 | 1 | 14 | 19 |

ROBINSON'S CAREER STATISTICS

| Season | Gp | Gs | Min | Avg | 3-POINT | | | | REBOUNDS | | | | | | | | |
|---------------|-----------|----------|------------|------------|--------------|------------|-------------|------------|----------------|------------|-----------|-----------|----------|-----------|-------------|-----------|------------|
| | | | | | Fg-Fga | Pct. | Ft-Ftm | Pct. | O-D/Tot | Avg | Asst. | TO | Blk | ST | Pf/Dq | Pts | Avg |
| 2001-02 | 25 | 0 | 134 | 5.4 | 5-25 | 20% | 7-13 | 53% | 2-12/14 | 0.6 | 17 | 18 | 1 | 14 | 17/0 | 19 | 0.6 |
| 2002-03 | 9 | 0 | 66 | 7.3 | 7-12 | 58% | 3-5 | 60% | 1-8/9 | 1.0 | 7 | 6 | 0 | 3 | 7/0 | 22 | 2.4 |
| Career | 34 | 0 | 200 | 5.9 | 12-37 | 32% | 7-20 | 35% | 3-20/23 | 0.7 | 24 | 26 | 1 | 17 | 23/0 | 41 | 1.2 |

| | | |
|---------------------------|-----------|---|
| MINNESOTA | 87 | Game 1 |
| UNC-Asheville | 81 | November 24, 2002 Williams Arena Minneapolis, Minn. |
| Attendance: 11,359 | | |

Recap: Minnesota opened its season defeating UNC Asheville at Williams Arena, 87-81. The Golden Gophers never lost the lead, but allowed the Bulldogs to turn a blowout into a nail-biter in the end. Three Gophers scored 20 or more points with sophomore Rick Rickert leading with 26 points. Maurice Hargrow recorded a career-high 21 points and Mike Bauer scored 20, one point off his career high. Andre Smith led all scorers with 27 points, 19 in the second half. Asheville shot 53 percent from the field in the second half compared to 35 percent in the first.

| Minnesota | Min | FG-A | FT-A | R | A | Pt | UNCA | Min | FG-A | FT-A | R | A | Pt |
|-------------|-----|-------|-------|----|----|----|---------------|-----|------|-------|---|---|----|
| Rickert, F | 32 | 8-15 | 5-11 | 5 | 0 | 26 | McCullough, F | 21 | 5-8 | 1-2 | 2 | 0 | 13 |
| Bauer, F | 33 | 5-8 | 7-10 | 3 | 1 | 20 | Barber, F | 31 | 4-8 | 0-0 | 8 | 0 | 9 |
| Holman, C | 13 | 1-2 | 3-4 | 2 | 1 | 5 | McGonagill, C | 14 | 3-7 | 3-6 | 4 | 0 | 9 |
| Burleson, G | 32 | 1-4 | 0-0 | 4 | 8 | 2 | Smith, G | 28 | 7-15 | 10-11 | 4 | 4 | 27 |
| Johnson, G | 29 | 2-8 | 0-0 | 10 | 2 | 4 | Kragel, G | 33 | 2-8 | 0-0 | 3 | 3 | 6 |
| Robinson | 8 | 0-0 | 0-1 | 0 | 1 | 0 | Collington | 11 | 1-2 | 0-0 | 0 | 0 | 2 |
| Hargrow | 24 | 6-10 | 8-14 | 4 | 1 | 21 | Mohn | 16 | 3-8 | 2-2 | 2 | 1 | 8 |
| Gaines | 17 | 3-7 | 0-0 | 3 | 1 | 6 | Holmes | 17 | 1-3 | 0-0 | 4 | 2 | 2 |
| Essetlink | 3 | 1-2 | 0-0 | 1 | 0 | 3 | Carter | 13 | 0-1 | 0-1 | 1 | 0 | 0 |
| Hagen | 9 | 0-1 | 0-0 | 2 | 0 | 0 | Bivins | 9 | 2-3 | 1-2 | 2 | 0 | 5 |
| TEAM | | | | | | 1 | Creasman | 7 | 0-0 | 0-0 | 2 | 0 | 0 |
| Totals | 200 | 27-57 | 23-40 | 35 | 15 | 87 | TEAM | | | | | | 3 |

Halftime: Minnesota 50, UNCA 27 **3-Pt Goals:** Minn - 10-17 (Rickert 5-6, Bauer 3-5, Burleson 0-1, Johnson 0-1, Hargrow 1-1, Gaines 0-1, Essetlink 1-2) UNCA - 8-16 (McCullough 2-3, Barber 1-3, Smith 3-4, Kragel 2-4, Collington 0-1, Carter 0-1)
Turnovers: Minnesota 9, UNCA 15 **Personal Fouls:** Minnesota 23, UNCA 27
Technical: None **Fouled Out:** MN - Holman **Att:** 11,359

| | | |
|---------------------------|-----------|---|
| MINNESOTA | 72 | Game 2 |
| Georgia | 69 | November 30, 2002 Williams Arena Minneapolis, Minn. |
| Attendance: 13,417 | | |

Recap: Minnesota (2-0) handed Georgia (1-3) a heart-breaking 72-69 loss at Williams Arena on a buzzer-beater three pointer from Michael Bauer. The Gophers held the lead nearly the entire game until Georgia took a one-point lead, its only lead of the game, at the 5:32 mark. The game was a tense battle with Minnesota never having more than a six-point lead in the second half. Jarvis Hayes hit an off-balance three-pointer for the Bulldogs with :15 left to tie the game at 69. After a Gopher timeout with :10 left, Bauer saved a broken play and nailed a fall-away trey as time expired.

| Minnesota | Min | FG-A | FT-A | R | A | Pt | UGA | Min | FG-A | FT-A | R | A | Pt |
|-------------|-----|-------|-------|----|----|----|--------------|-----|-------|------|----|----|----|
| Rickert, F | 34 | 3-13 | 4-6 | 5 | 1 | 12 | Ja. Hayes, F | 34 | 8-16 | 3-5 | 7 | 3 | 21 |
| Hargrow, F | 32 | 5-8 | 4-6 | 8 | 2 | 15 | Daniels, F | 34 | 4-8 | 3-6 | 4 | 5 | 11 |
| Holman, C | 30 | 3-7 | 3-4 | 7 | 0 | 9 | Jo. Hayes, C | 22 | 3-5 | 0-0 | 5 | 0 | 6 |
| Burleson, G | 38 | 5-12 | 0-1 | 1 | 4 | 14 | Wright, G | 37 | 5-10 | 0-0 | 7 | 3 | 11 |
| Johnson, G | 34 | 3-7 | 5-6 | 6 | 4 | 11 | Williams, G | 34 | 6-17 | 0-0 | 6 | 2 | 13 |
| Gaines | 9 | 0-0 | 1-2 | 2 | 0 | 1 | Dean | 5 | 0-2 | 2-2 | 1 | 0 | 2 |
| Bauer | 19 | 4-7 | 1-2 | 2 | 1 | 10 | Wilkins | 24 | 1-4 | 1-2 | 5 | 4 | 3 |
| Hagen | 4 | 0-0 | 0-0 | 0 | 0 | 0 | Arnold | 9 | 1-2 | 0-0 | 1 | 0 | 2 |
| TEAM | | | | | | 5 | TEAM | | | | | | 2 |
| Totals | 200 | 23-54 | 17-25 | 36 | 12 | 72 | Totals | 200 | 28-64 | 9-15 | 38 | 17 | 69 |

Halftime: Minnesota 37, UGA 32 **3-Pt Goals:** Minn - 9-19 (Rickert 2-5, Hargrow 1-1, Burleson 4-7, Johnson 0-2, Bauer 2-4) UGA - 4-13 (Jarvis Hayes 2-2, Daniels 0-1, Wright 1-5, Williams 1-5)
Turnovers: Minnesota 10, UGA 10 **Personal Fouls:** Minnesota 13, UGA 18
Technical: None **Fouled Out:** MN - Holman **Att:** 13,417

| | | |
|---------------------------|-----------|--|
| MINNESOTA | 64 | Game 3 |
| Georgia Tech | 63 | December 4, 2002 Williams Arena Minneapolis, Minn. |
| Attendance: 12,783 | | |

Recap: Minnesota edged out a 64-63 win over Georgia Tech at Williams Arena in the ACC/Big Ten Challenge. Sophomore Rick Rickert hit a turn-around 10-foot jumper with :10 to play to improve the No. 17/20 Golden Gophers' record to 3-0 on the young season. Georgia Tech fell to 3-1. Jerry Holman led Minnesota with 21 points, seven rebounds and three blocks. It marked the second-best performance of Holman's career. Maurice Hargrow and Rickert also scored in double figures with 10 and 17 points respectively.

| Minnesota | Min | FG-A | FT-A | R | A | Pt | UGT | Min | FG-A | FT-A | R | A | Pt |
|-------------|-----|-------|-------|----|----|----|---------------|-----|-------|------|----|----|----|
| Rickert, F | 31 | 5-8 | 5-5 | 7 | 0 | 17 | Muhammad, F | 17 | 2-4 | 0-1 | 2 | 0 | 4 |
| Hargrow, F | 36 | 4-13 | 1-2 | 5 | 3 | 10 | Bosh, F | 30 | 5-9 | 6-10 | 12 | 2 | 16 |
| Holman, C | 26 | 8-12 | 5-6 | 7 | 3 | 21 | Schenscher, C | 14 | 0-2 | 0-0 | 3 | 1 | 0 |
| Burleson, G | 31 | 1-5 | 0-0 | 4 | 10 | 2 | Elder, G | 32 | 5-14 | 0-0 | 3 | 0 | 12 |
| Johnson, G | 35 | 3-8 | 1-2 | 3 | 1 | 7 | Jack, G | 30 | 2-5 | 1-1 | 2 | 6 | 5 |
| Gaines | 10 | 1-4 | 1-2 | 5 | 0 | 3 | Lewis | 28 | 3-12 | 1-2 | 3 | 2 | 9 |
| Bauer | 23 | 0-3 | 0-0 | 1 | 1 | 0 | Nelson | 29 | 8-18 | 1-3 | 8 | 0 | 17 |
| Hagen | 6 | 2-3 | 0-0 | 1 | 0 | 4 | Brooks | 6 | 0-1 | 0-0 | 1 | 0 | 0 |
| Robinson | 2 | 0-0 | 0-0 | 0 | 0 | 0 | McHenry | 14 | 0-1 | 0-0 | 2 | 1 | 0 |
| TEAM | | | | | | | TEAM | | | | | | |
| Totals | 200 | 24-56 | 12-15 | 35 | 18 | 64 | Totals | 200 | 25-66 | 4-18 | 42 | 12 | 63 |

Halftime: Minnesota 27, UGT 29 **3-Pt Goals:** Minn - 4-12 (Rickert 2-2, Hargrow 1-3, Burleson 0-4, Johnson 1-2, Bauer 0-1) UGT - 4-13 (Muhammad 0-1, Bosh 0-1, Elder 2-5, Jack 0-1, Lewis 2-8, Nelson 0-1, McHenry 0-1)
Turnovers: Minnesota 20, UGT 21 **Personal Fouls:** Minnesota 16, UGT 17
Technical: None **Fouled Out:** none **Att:** 12,783

| | | |
|---------------------------|-----------|--|
| MINNESOTA | 79 | Game 4 |
| Bethune Cookman | 52 | December 6, 2002 Williams Arena Minneapolis, Minn. |
| Attendance: 12,145 | | |

Recap: Minnesota (4-0) overpowered Bethune Cookman (1-3) 79-52 at Williams Arena. The Gophers got off to a 13-point lead at the 10-minute mark in the first half and never let the lead drop below that point for the entire game. Minnesota got off to a quick start, outscoring Bethune Cookman 21-8 in the first 10 minutes of the game with Michael Bauer supplying the offensive firepower with 11 of his team-leading 19 points. Jerry Holman and Maurice Hargrow each contributed 15 points.

| Minnesota | Min | FG-A | FT-A | R | A | Pt | Beth Cook | Min | FG-A | FT-A | R | A | Pt |
|-------------|-----|-------|-------|----|----|----|--------------|-----|-------|-------|----|---|----|
| Hargrow, F | 26 | 4-9 | 6-6 | 8 | 2 | 15 | Larmond, F | 35 | 1-4 | 2-2 | 6 | 0 | 4 |
| Bauer, F | 27 | 8-17 | 1-3 | 5 | 3 | 19 | Toussaint, F | 35 | 5-21 | 3-5 | 6 | 0 | 13 |
| Holman, C | 26 | 6-13 | 3-3 | 9 | 1 | 15 | Ba, C | 23 | 1-2 | 2-4 | 2 | 0 | 4 |
| Burleson, G | 34 | 2-4 | 0-0 | 6 | 8 | 4 | Riddick, G | 28 | 4-9 | 0-0 | 4 | 0 | 10 |
| Johnson, G | 31 | 2-5 | 2-3 | 4 | 2 | 7 | Picard, G | 24 | 2-5 | 0-0 | 3 | 4 | 4 |
| Hokenson | 1 | 0-0 | 1-2 | 0 | 0 | 1 | Frink | 17 | 3-10 | 1-2 | 1 | 0 | 9 |
| Gaines | 16 | 3-6 | 0-0 | 5 | 2 | 6 | Reed | 1 | 0-0 | 0-1 | 0 | 0 | 0 |
| Bolden | 1 | 1-1 | 0-0 | 0 | 0 | 2 | Swann | 4 | 0-0 | 0-0 | 0 | 1 | 0 |
| Essetlink | 13 | 3-6 | 0-0 | 2 | 0 | 8 | Carter | 15 | 0-3 | 0-0 | 3 | 0 | 0 |
| Lawson | 7 | 0-1 | 0-0 | 1 | 0 | 0 | Williams | 18 | 3-6 | 2-2 | 5 | 0 | 8 |
| Chall | 1 | 0-0 | 0-0 | 0 | 0 | 0 | TEAM | | | | | | 9 |
| Hagen | 16 | 1-6 | 0-0 | 2 | 0 | 2 | Totals | 200 | 19-60 | 10-16 | 39 | 5 | 52 |
| Smriga | 1 | 0-0 | 0-0 | 2 | 0 | 0 | | | | | | | |
| TEAM | | | | | | 1 | | | | | | | |
| Totals | 200 | 30-68 | 13-17 | 45 | 18 | 79 | | | | | | | |

Halftime: Minnesota 37, BC 21 **3-Pt Goals:** Minn - 6-14 (Hargrow 1-2, Bauer 2-6, Johnson 1-1, Gaines 0-1, Essetlink 2-3, Lawson 0-1) BC - 4-17 (Larmond 0-1, Toussaint 0-3, Riddick 2-5, Picard 0-1, Frink 2-7)
Turnovers: Minnesota 17, BC 21 **Personal Fouls:** Minnesota 13, BC 15
Technical: None **Fouled Out:** none **Att:** 12,145

| | | |
|-----------------------|----|---|
| MINNESOTA Nebraska | 60 | Game 5 December 8, 2002 Devaney Center Lincoln, Neb. |
| | 80 | |
| Attendance: 8,162 | | |

Recap: Minnesota lost 80-60 to Nebraska at the Bob Devaney Sports Center in Lincoln, Neb. The Cornhuskers got off to a 16-0 start and the lead never fell below 13 points the entire game. The Gophers shot just 31 percent from the field, 21.4 from three-point range and had 16 turnovers. Maurice Hargrow led the way for Minnesota with 15 points and five boards while Michael Bauer had 14 points and seven rebounds. Jerry Holman added 13 points, five rebounds and four blocks. Sophomore Rick Rickert played only 17 minutes due to the flu.

| Minnesota | Min | FG-A | FT-A | R | A | Pt | Nebraska | Min | FG-A | FT-A | R | A | Pt |
|-------------|-----|-------|-------|----|----|----|--------------|-----|-------|-------|----|----|----|
| Rickert, F | 17 | 0-2 | 0-0 | 5 | 1 | 0 | Turek, F | 30 | 3-7 | 1-2 | 3 | 0 | 7 |
| Holman, C | 27 | 5-10 | 3-5 | 6 | 0 | 13 | Drevo, F | 30 | 9-18 | 5-6 | 14 | 2 | 27 |
| Hargrow, G | 29 | 6-10 | 1-1 | 5 | 0 | 15 | Johnson, G | 29 | 5-10 | 4-5 | 4 | 1 | 14 |
| Burleson, G | 33 | 1-7 | 2-2 | 2 | 5 | 4 | Muhleisen, G | 37 | 2-5 | 3-4 | 5 | 10 | 7 |
| Johnson, G | 26 | 1-5 | 0-0 | 4 | 3 | 7 | Simms, G | 31 | 3-9 | 2-4 | 5 | 1 | 8 |
| Hokenson | 1 | 0-0 | 0-0 | 1 | 0 | 1 | Dourisseau | 12 | 2-4 | 0-0 | 1 | 1 | 4 |
| Gaines | 13 | 1-4 | 0-0 | 4 | 1 | 2 | Wilkinson | 7 | 1-2 | 0-1 | 2 | 0 | 3 |
| Bolden | 1 | 0-0 | 2-2 | 1 | 0 | 2 | Schliep | 1 | 0-1 | 0-0 | 0 | 0 | 0 |
| Esselink | 10 | 0-6 | 2-2 | 1 | 0 | 2 | Conklin | 13 | 3-5 | 0-0 | 4 | 2 | 8 |
| Lawson | 6 | 1-3 | 2-2 | 0 | 0 | 5 | Enright | 4 | 0-2 | 2-2 | 3 | 0 | 2 |
| Bauer | 27 | 4-13 | 4-5 | 7 | 3 | 14 | Bohac | 2 | 0-1 | 0-0 | 1 | 0 | 0 |
| Hagen | 9 | 0-1 | 0-0 | 4 | 0 | 0 | McCarty | 1 | 0-0 | 0-0 | 0 | 0 | 0 |
| Smriga | 1 | 0-0 | 0-0 | 0 | 0 | 0 | Heimos | 1 | 0-0 | 0-0 | 0 | 0 | 0 |
| TEAM | | | | 1 | | | Wilbrand | 2 | 0-0 | 0-0 | 0 | 0 | 0 |
| Totals | 200 | 19-61 | 16-19 | 41 | 13 | 60 | TEAM | | | | 1 | | |
| | | | | | | | Totals | 200 | 28-64 | 17-24 | 44 | 17 | 80 |

Halftime: Minnesota 26, Nebraska 41 **3-Pt Goals:** Minn - 6-27 (Hargrow 2-5, Bauer 2-8, Johnson 0-1, Burleson 1-5, Lawson 1-2) Nebraska - 7-19 (Drevo 4-8, Wilkinson 1-1, Conklin 2-3, Simms 0-2, Schliep 0-1)
Turnovers: Minnesota 16, Nebraska 8 **Personal Fouls:** Minnesota 25, Nebraska 19
Technical: None **Fouled Out:** none **Att:** 8,162

| | | |
|-----------------------------------|----|---|
| MINNESOTA Arkansas-Little Rock | 86 | Game 6 December 10, 2002 Williams Arena Minneapolis, Minn. |
| | 84 | |
| Attendance: 12,066 | | |

Recap: Minnesota (5-1) sneaked past Arkansas-Little Rock (4-3), 86-84 in overtime, at Williams Arena. Michael Bauer hit two free-throws in the extra frame to seal the victory for the Gophers. Minnesota is now 4-1 in overtime under Dan Monson. Rick Rickert led all scorers with 25 points and seven rebounds. This is the eighth time Rickert has gone over 20 points in his career at Minnesota. Four other Gophers managed double figures with Ben Johnson scoring 14 points, Maurice Hargrow 13, and Jerry Holman and Bauer with 11.

| Minnesota | Min | FG-A | FT-A | R | A | Pt | UALR | Min | FG-A | FT-A | R | A | Pt |
|-------------|-----|-------|-------|----|----|----|------------|-----|-------|------|----|----|----|
| Rickert, F | 39 | 7-12 | 10-12 | 7 | 0 | 25 | Willis, F | 27 | 3-7 | 2-2 | 2 | 1 | 8 |
| Hargrow, F | 42 | 4-11 | 2-7 | 7 | 0 | 13 | Yancey, F | 30 | 3-8 | 0-1 | 8 | 2 | 6 |
| Holman, C | 28 | 5-7 | 1-3 | 6 | 1 | 11 | Ike, G | 27 | 8-15 | 0-0 | 3 | 1 | 20 |
| Burleson, G | 25 | 2-7 | 1-4 | 2 | 5 | 5 | Zachery, G | 22 | 5-15 | 0-0 | 7 | 3 | 13 |
| Johnson, G | 35 | 5-11 | 2-3 | 3 | 1 | 14 | Green, G | 41 | 4-7 | 2-2 | 6 | 4 | 12 |
| Robinson | 5 | 1-1 | 0-0 | 0 | 0 | 3 | Travis | 36 | 4-5 | 3-4 | 2 | 2 | 14 |
| Gaines | 15 | 0-1 | 0-1 | 1 | 1 | 0 | Muurinen | 14 | 1-1 | 0-0 | 4 | 3 | 2 |
| Esselink | 2 | 0-0 | 0-0 | 0 | 0 | 0 | Jacobs | 8 | 1-1 | 0-0 | 1 | 0 | 2 |
| Lawson | 2 | 0-0 | 0-0 | 0 | 0 | 0 | Stuckey | 0+ | 0-0 | 0-0 | 0 | 0 | 0 |
| Bauer | 27 | 3-9 | 4-4 | 4 | 4 | 11 | Hardman | 2 | 0-0 | 0-0 | 0 | 0 | 0 |
| Hagen | 5 | 1-1 | 2-2 | 2 | 0 | 4 | McCall | 18 | 3-8 | 1-1 | 3 | 0 | 7 |
| TEAM | | | | 3 | | | TEAM | | | | 5 | | |
| Totals | 200 | 28-60 | 22-36 | 35 | 12 | 86 | Totals | 200 | 32-67 | 8-10 | 41 | 16 | 84 |

Halftime: Minnesota 44, UALR 46 **3-Pt Goals:** Minn - 8-19 (Rickert 1-3, Hargrow 3-3, Burleson 0-4, Johnson 2-3, Robinson 1-1, Bauer 1-5) UALR - 12-26 (Yancey 0-1, Ike 4-8, Zachery 3-9, Green 2-5, Travis 3-3)
Turnovers: Minnesota 15, UALR 20 **Personal Fouls:** Minnesota 17, UALR 28
Technical: None **Fouled Out:** UALR - Ike, Yancey **Att:** 12,066

| | | |
|----------------------------------|-----|---|
| MINNESOTA Fairleigh Dickinson | 104 | Game 7 December 13, 2002 Williams Arena Minneapolis, Minn. |
| | 66 | |
| Attendance: 12,182 | | |

Recap: Minnesota (6-1) got a career-high 26 points from Michael Bauer en route to a 104-66 win over Fairleigh Dickinson (4-2) at Williams Arena. The Gophers shot a season-best 55.7 percent from the field and hit 14 three-pointers in the victory. Bauer had a perfect night from the field, hitting 8-of-8 field goals, including 6-for-6 from three-point range. His six treys are the second-best game total in school history. Ben Johnson added 16 points. Moe Hargrow also scored 12 points. Jeff Hagen had a career-best seven rebounds.

| Minnesota | Min | FG-A | FT-A | R | A | Pt | FDU | Min | FG-A | FT-A | R | A | Pt |
|-------------|-----|-------|-------|----|----|-----|-------------|-----|-------|------|----|----|----|
| Rickert, F | 20 | 2-5 | 0-0 | 5 | 2 | 5 | Bomayako, F | 27 | 4-10 | 0-0 | 3 | 0 | 11 |
| Hargrow, F | 14 | 4-8 | 3-5 | 4 | 1 | 12 | Hammond, F | 29 | 4-11 | 1-1 | 3 | 1 | 10 |
| Holman, C | 20 | 3-4 | 2-4 | 6 | 0 | 8 | Whitaker, G | 2 | 0-0 | 0-0 | 0 | 0 | 0 |
| Burleson, G | 27 | 1-5 | 2-2 | 5 | 9 | 4 | Leis, G | 11 | 0-5 | 0-0 | 1 | 1 | 0 |
| Johnson, G | 28 | 5-7 | 2-2 | 6 | 4 | 16 | Mattox, G | 19 | 0-4 | 0-0 | 0 | 1 | 0 |
| Robinson | 10 | 0-0 | 0-0 | 0 | 2 | 0 | Timberlake | 26 | 1-3 | 3-4 | 2 | 5 | 5 |
| Hokenson | 3 | 0-2 | 0-0 | 0 | 0 | 0 | Filipovic | 8 | 2-3 | 1-1 | 1 | 0 | 5 |
| Gaines | 19 | 3-5 | 0-0 | 2 | 2 | 7 | Sunkins | 8 | 0-1 | 2-3 | 3 | 1 | 2 |
| Bolden | 3 | 1-2 | 0-0 | 0 | 1 | 2 | Peterson | 11 | 2-4 | 0-0 | 1 | 1 | 6 |
| Esselink | 9 | 3-7 | 4-4 | 4 | 1 | 11 | DiPillo | 3 | 2-4 | 0-0 | 1 | 0 | 5 |
| Lawson | 10 | 2-3 | 2-2 | 4 | 1 | 6 | Edwards | 21 | 3-7 | 0-0 | 7 | 2 | 7 |
| Chall | 3 | 0-1 | 0-0 | 0 | 0 | 0 | Klaiber | 16 | 2-5 | 0-0 | 1 | 0 | 5 |
| Bauer | 20 | 8-8 | 4-5 | 4 | 1 | 26 | Cuzela | 19 | 4-10 | 0-0 | 2 | 0 | 10 |
| Hagen | 10 | 2-4 | 3-4 | 7 | 0 | 7 | TEAM | | | | 2 | | |
| Smriga | 4 | 0-0 | 0-0 | 2 | 0 | 0 | Totals | 200 | 24-67 | 7-9 | 27 | 12 | 66 |
| TEAM | | | | 0 | | | | | | | | | |
| Totals | 200 | 34-61 | 22-28 | 49 | 24 | 104 | | | | | | | |

Halftime: Minnesota 50, FDU 31 **3-Pt Goals:** Minn - 14-23 (Rickert 1-4, Hargrow 1-1, Burleson 0-2, Johnson 4-5, Hokenson 0-1, Gaines, 1-3, Esselink 1-1, Bauer 6-6) FDU - 11-31 (Bomayako 3-6, Hammond, 1-4, Leis 0-2, Mattox 0-3, Filipovic 0-1, Sunkins 0-1, Peterson 2-2, DiPillo 1-2, Edwards 1-3, Klaiber 1-2, Cuzela 2-5)
Turnovers: Minnesota 17, FDU 14 **Personal Fouls:** Minnesota 15, FDU 23
Technical: None **Fouled Out:** FDU - Klaiber **Att:** 12,182

| | | |
|---------------------|----|---|
| MINNESOTA Oregon | 81 | Game 8 December 22, 2002 McArthur Court Eugene, Ore. |
| | 90 | |
| Attendance: 9,087 | | |

Recap: No. 25 Minnesota lost to the No. 5 Oregon Ducks 90-81 in Eugene, Ore. The Gophers (6-2) trailed by as many as 14 points in the second half, but rallied to within four points at 85-81 with :20 left, but could get no closer. Oregon (8-1) converted all five of their free throw attempts down the stretch to earn the victory. The Maroon and Gold was led by Steve Esselink who set four new career highs with 18 points, six field goals made, eight three-point field goal attempts and six three-point field goals made.

| Minnesota | Min | FG-A | FT-A | R | A | Pt | Oregon | Min | FG-A | FT-A | R | A | Pt |
|-------------|-----|-------|-------|----|----|----|-------------|-----|-------|-------|----|----|----|
| Rickert, F | 15 | 4-9 | 0-0 | 6 | 1 | 8 | Johnson, F | 16 | 2-2 | 3-8 | 1 | 2 | 7 |
| Holman, F | 29 | 8-8 | 1-2 | 5 | 1 | 17 | Jackson, F | 35 | 2-9 | 5-6 | 7 | 5 | 10 |
| Hargrow, G | 33 | 3-12 | 2-2 | 5 | 2 | 8 | Helquist, C | 19 | 3-5 | 0-0 | 5 | 0 | 6 |
| Burleson, G | 35 | 2-8 | 5-6 | 2 | 7 | 11 | Davis, G | 23 | 3-5 | 1-2 | 2 | 3 | 10 |
| Johnson, G | 19 | 1-4 | 0-0 | 3 | 1 | 3 | Ridnour, G | 39 | 5-16 | 4-6 | 5 | 5 | 15 |
| Robinson | 2 | 0-1 | 0-0 | 0 | 0 | 0 | Short | 5 | 2-2 | 2-4 | 1 | 1 | 6 |
| Gaines | 14 | 1-1 | 2-2 | 4 | 0 | 4 | Crosswhite | 19 | 7-10 | 2-3 | 3 | 2 | 18 |
| Esselink | 17 | 6-8 | 0-1 | 2 | 1 | 18 | Joseph | 27 | 3-5 | 5-6 | 2 | 1 | 14 |
| Lawson | 4 | 0-1 | 2-2 | 2 | 0 | 2 | Anderson | 17 | 2-6 | 0-0 | 1 | 0 | 4 |
| Bauer | 22 | 2-13 | 2-2 | 5 | 2 | 8 | TEAM | | | | 4 | | |
| Hagen | 9 | 0-0 | 2-2 | 3 | 0 | 2 | Totals | 200 | 29-60 | 22-35 | 31 | 19 | 90 |
| TEAM | | | | 2 | | | | | | | | | |
| Totals | 200 | 27-65 | 16-19 | 39 | 15 | 81 | | | | | | | |

Halftime: Minnesota 31, UO 38 **3-Pt Goals:** Minn - 11-31 (Rickert 0-3, Hargrow 0-4, Burleson 2-4, Johnson 1-2, Esselink 6-8, Bauer 2-9) UO - 10-21 (Jackson, 1-3, Davis 3-4, Ridnour 1-4, Crosswhite 2-4, Joseph 3-5, Anderson 0-1)
Turnovers: Minnesota 24, UO 19 **Personal Fouls:** Minnesota 29, UO 21
Technical: None **Fouled Out:** Minn - Rickert UO - Crosswhite **Att:** 9,087

MINNESOTA

Texas Tech

| | | |
|----|----|--|
| ot | 89 | Game 9 December 28, 2002 Williams Arena Minneapolis, Minn. |
| | 99 | |

Attendance: 14,156

Recap: Minnesota (6-3) lost 99-89 to Texas Tech (8-1) at Williams Arena in front of 14,156 fans, the largest crowd of the season thus far. The Golden Gophers went on a 14-4 run in the final three minutes of regulation to force overtime. However, Texas Tech scored 25 points in overtime to give them the victory. Texas Tech took a 70-60 lead with 3:03 remaining in regulation. Minnesota could not keep the momentum going in overtime as the Red Raiders scored the first eight points and never looked back. Hargrow scored a career-high 24 points on 9-of-15 shooting to lead the Gophers.

| Minnesota | Min | FG-A | FT-A | R | A | Pt | Texas Tech | Min | FG-A | FT-A | R | A | Pt |
|-------------|-----|-------|-------|----|----|----|----------------|-----|-------|-------|----|----|----|
| Rickert, F | 39 | 9-21 | 2-3 | 11 | 3 | 22 | Storozynski, F | 38 | 7-13 | 2-6 | 3 | 0 | 16 |
| Bauer, F | 26 | 4-11 | 3-4 | 6 | 2 | 12 | Powell, F | 43 | 5-14 | 6-12 | 8 | 6 | 16 |
| Holman, C | 37 | 4-6 | 0-0 | 6 | 1 | 8 | Tomaszek, C | 43 | 11-15 | 6-9 | 16 | 1 | 28 |
| Hargrow, G | 41 | 9-15 | 4-4 | 6 | 3 | 24 | Emmett, G | 34 | 9-15 | 6-9 | 5 | 1 | 24 |
| Burleson, G | 19 | 2-3 | 2-2 | 0 | 2 | 7 | Ross, G | 24 | 4-5 | 3-5 | 0 | 5 | 11 |
| Johnson | 26 | 2-5 | 2-2 | 0 | 6 | 7 | Chavis | 20 | 2-4 | 0-0 | 3 | 3 | 4 |
| Robinson | 7 | 0-1 | 0-0 | 0 | 0 | 0 | Doudney | 4 | 0-1 | 0-0 | 0 | 1 | 0 |
| Gaines | 10 | 1-4 | 0-0 | 2 | 0 | 2 | Marshall | 6 | 0-0 | 0-0 | 0 | 0 | 0 |
| Esselink | 15 | 2-5 | 0-1 | 1 | 1 | 5 | Valdez | 9 | 0-0 | 0-0 | 0 | 0 | 0 |
| Hagen | 5 | 1-1 | 0-0 | 3 | 1 | 2 | Ofoegbu | 2 | 0-0 | 0-0 | 0 | 0 | 0 |
| TEAM | | | | 5 | | | Washington | 2 | 0-0 | 0-0 | 0 | 0 | 0 |
| Totals | 225 | 34-72 | 13-16 | 40 | 19 | 89 | TEAM | | | | 5 | | |
| | | | | | | | Totals | 225 | 38-67 | 23-41 | 40 | 17 | 99 |

Halftime: Minnesota 30, TT 37 **3-Pt Goals:** Minn - 8-23 (Rickert 2-4, Hargrow 2-4, Burleson 1-2, Johnson 1-2, Esselink 1-4, Bauer 1-5, Robinson 0-1, Gaines 0-1) TT - 0-2 (Powell 0-1, Chavis 0-1)
Turnovers: Minnesota 20, TT 15 **Personal Fouls:** Minnesota 28, TT 17
Technical: None **Fouled Out:** Minn - Hargrow, Burleson **Att:** 14,156

MINNESOTA

Oral Roberts

| | | |
|--|----|---|
| | 85 | Game 10 January 1, 2003 Williams Arena Minneapolis, Minn. |
| | 80 | |

Attendance: 12,101

Recap: Minnesota (7-3) defeated Oral Roberts (8-4) 85-80 at Williams Arena. The Gophers were led by Maurice Hargrow who recorded his first career double-double with 17 points and 10 boards. Minnesota led by as many as 10 in the second half, but Oral Roberts provided a scare when Tyrone Tiggs made a three-pointer with just under 20 seconds remaining to cut Minnesota's lead to four. Kevin Burleson recorded a season-best 17 points and was 4-of-4 from behind the arc while Rick Rickert came off the bench for the first time in his Gopher career adding 15 points and nine rebounds.

| Minnesota | Min | FG-A | FT-A | R | A | Pt | Oral Roberts | Min | FG-A | FT-A | R | A | Pt |
|-------------|-----|-------|-------|----|----|----|--------------------|-----|-------|-------|----|----|----|
| Gaines, F | 17 | 1-4 | 0-0 | 2 | 1 | 2 | Moore, F | 30 | 1-4 | 2-2 | 7 | 1 | 4 |
| Esselink, F | 24 | 3-8 | 0-0 | 1 | 2 | 7 | Borges, F | 26 | 5-14 | 1-2 | 4 | 0 | 12 |
| Hagen, C | 20 | 2-7 | 3-4 | 9 | 3 | 7 | Tiggs, G | 31 | 4-13 | 6-10 | 15 | 2 | 17 |
| Hargrow, G | 32 | 3-9 | 11-16 | 10 | 2 | 17 | Atkinson, G | 26 | 4-8 | 1-2 | 1 | 2 | 13 |
| Burleson, G | 25 | 4-5 | 5-8 | 6 | 3 | 17 | Spencer-Gardner, G | 31 | 1-11 | 5-6 | 3 | 3 | 8 |
| Rickert | 27 | 4-13 | 7-11 | 9 | 0 | 15 | Tragardh | 9 | 2-5 | 4-4 | 0 | 1 | 8 |
| Robinson | 12 | 2-2 | 0-0 | 4 | 0 | 5 | Bluitt | 11 | 1-3 | 3-4 | 3 | 2 | 5 |
| Johnson | 19 | 2-4 | 3-4 | 0 | 1 | 7 | Charles | 23 | 3-5 | 3-3 | 7 | 1 | 11 |
| Lawson | 2 | 0-0 | 0-0 | 0 | 0 | 0 | Gastel | 13 | 1-5 | 0-0 | 1 | 1 | 2 |
| Holman | 19 | 3-5 | 2-2 | 6 | 1 | 8 | Ogunoye | 0+ | 0-0 | 0-0 | 0 | 0 | 0 |
| Bauer | 3 | 0-0 | 0-0 | 0 | 0 | 0 | TEAM | | | | | | 2 |
| TEAM | | | | 4 | | | Totals | 200 | 22-68 | 25-33 | 43 | 13 | 80 |
| Totals | 200 | 24-57 | 31-45 | 51 | 14 | 85 | | | | | | | |

Halftime: Minnesota 35, ORU 33 **3-Pt Goals:** Minn - 6-18 (Gaines 0-1, Esselink 1-4, Hargrow 0-4, Burleson 4-4, Rickert 0-2, Robinson 1-1, Johnson 0-2) ORU - 11-32 (Borges 1-3, Tiggs 3-9, Atkinson 4-8, Spencer-Gardner 1-7, Tragardh 0-1, Bluitt 0-1, Charles 2-3)
Turnovers: Minnesota 13, ORU 13 **Personal Fouls:** Minnesota 25, ORU 33
Technical: Minn - bench **Fouled Out:** ORU - Borges, Moore, Tiggs, Spencer-Gardner **Att:** 12,101

MINNESOTA

Sacred Heart

| | | |
|--|----|---|
| | 79 | Game 11 January 4, 2003 Williams Arena Minneapolis, Minn. |
| | 46 | |

Attendance: 12,045

Recap: Minnesota (8-3) closed out its non-conference schedule with a 79-46 victory over Sacred Heart (1-9) at Williams Arena. The Golden Gophers had four players in double figure scoring and limited the Pioneers to just 27 percent shooting to improve to 8-3 on the season. Rick Rickert led Minnesota with 14 points while Jeff Hagen added a career-high 12 points and nine rebounds. Maurice Hargrow and Aaron Robinson added 11 points.

| Minnesota | Min | FG-A | FT-A | R | A | Pt | Sacred Heart | Min | FG-A | FT-A | R | A | Pt |
|-------------|-----|-------|-------|----|----|----|---------------|-----|-------|------|----|----|----|
| Rickert, F | 25 | 5-10 | 4-5 | 4 | 2 | 14 | Queenen, G | 18 | 1-5 | 0-0 | 2 | 1 | 2 |
| Esselink, F | 15 | 3-7 | 1-1 | 6 | 0 | 7 | Wellington, G | 37 | 2-9 | 0-0 | 4 | 3 | 4 |
| Holman, C | 19 | 3-6 | 1-3 | 9 | 0 | 7 | Assel, G | 36 | 3-8 | 0-0 | 2 | 1 | 9 |
| Hargrow, G | 20 | 5-7 | 0-0 | 1 | 3 | 11 | Bailey, G | 32 | 7-18 | 3-3 | 1 | 1 | 18 |
| Burleson, G | 24 | 2-4 | 0-0 | 2 | 1 | 6 | Spivey, G | 12 | 0-0 | 0-0 | 1 | 0 | 0 |
| Robinson | 14 | 3-5 | 2-2 | 4 | 4 | 11 | Samuels | 11 | 1-5 | 0-0 | 3 | 0 | 3 |
| Gaines | 13 | 1-1 | 2-4 | 2 | 2 | 4 | Parker | 19 | 0-5 | 2-4 | 5 | 3 | 2 |
| Johnson | 20 | 0-2 | 0-0 | 2 | 5 | 0 | James | 11 | 1-3 | 0-0 | 1 | 0 | 2 |
| Bolden | 2 | 0-0 | 0-0 | 2 | 0 | 0 | King | 18 | 2-8 | 2-2 | 2 | 1 | 6 |
| Lawson | 11 | 1-3 | 0-0 | 0 | 2 | 2 | Tuffel | 3 | 0-1 | 0-0 | 0 | 0 | 0 |
| Chall | 2 | 0-1 | 0-0 | 1 | 0 | 0 | Eannotti | 3 | 0-0 | 0-0 | 1 | 0 | 0 |
| Bauer | 15 | 1-4 | 2-2 | 5 | 1 | 4 | TEAM | | | | 4 | | |
| Hagen | 18 | 4-6 | 4-4 | 9 | 1 | 12 | Totals | 200 | 17-62 | 7-9 | 26 | 10 | 46 |
| Smriga | 2 | 0-0 | 1-2 | 1 | 0 | 1 | | | | | | | |
| TEAM | | | | 3 | | | | | | | | | |
| Totals | 200 | 28-56 | 17-23 | 51 | 21 | 79 | | | | | | | |

Halftime: Minnesota 36, SHU 22 **3-Pt Goals:** Minn - 6-15 (Esselink 0-3, Hargrow 1-1, Burleson 2-4, Robinson 3-4, Johnson 0-1, Bauer 0-2) SHU - 5-21 (Wellington 0-5, Assel 3-7, Bailey 1-5, Samuels 1-2, Parker 0-2)
Turnovers: Minnesota 23, SHU 19 **Personal Fouls:** Minnesota 11, SHU 20
Technical: none **Fouled Out:** none **Att:** 12,045

MINNESOTA

Illinois

| | | |
|--|----|---|
| | 70 | Game 12 January 7, 2003 Williams Arena Minneapolis, Minn. |
| | 76 | |

Attendance: 13,548

Recap: Minnesota (8-4, 0-1) lost 76-70 to Illinois (11-1, 1-0) at Williams Arena in both teams' Big Ten opener. With 2:37 to play, Maurice Hargrow tied the game at 67, making two free throws. But a three-pointer from Sean Harrington at 2:23 gave the lead back to Illinois and Minnesota was unable to rally. Minnesota had just 10 turnovers, its fewest since the second game of the season. But they were unable to overcome a terrible shooting night. The Gophers shot just 35 percent, making just 18-of-59 field goal attempts.

| Minnesota | Min | FG-A | FT-A | R | A | Pt | Illinois | Min | FG-A | FT-A | R | A | Pt |
|-------------|-----|-------|-------|----|----|----|---------------|-----|-------|-------|----|----|----|
| Rickert, F | 33 | 5-19 | 1-3 | 5 | 4 | 12 | Harrington, F | 36 | 7-12 | 2-2 | 7 | 3 | 22 |
| Esselink, F | 12 | 1-5 | 0-0 | 1 | 0 | 2 | Cook, F | 33 | 6-13 | 13-17 | 11 | 1 | 25 |
| Holman, C | 14 | 2-2 | 2-2 | 4 | 0 | 6 | Augustine, C | 13 | 3-5 | 4-4 | 6 | 0 | 10 |
| Hargrow, G | 33 | 0-2 | 10-10 | 1 | 4 | 10 | Williams, G | 12 | 0-0 | 0-0 | 1 | 3 | 0 |
| Burleson, G | 34 | 2-8 | 0-0 | 4 | 1 | 4 | Brown, G | 28 | 2-5 | 0-2 | 3 | 5 | 5 |
| Robinson | 6 | 1-2 | 1-2 | 1 | 0 | 3 | Head | 24 | 2-5 | 1-4 | 3 | 3 | 6 |
| Gaines | 9 | 0-0 | 3-4 | 1 | 0 | 3 | Ferguson | 20 | 0-4 | 0-0 | 1 | 5 | 0 |
| Johnson | 26 | 1-5 | 6-7 | 4 | 0 | 9 | Wilson | 5 | 0-0 | 0-0 | 1 | 0 | 0 |
| Lawson | 0+ | 0-0 | 0-0 | 0 | 0 | 0 | Powell | 2 | 0-0 | 0-0 | 0 | 0 | 0 |
| Bauer | 26 | 5-15 | 4-4 | 9 | 1 | 17 | Smith | 27 | 3-6 | 1-2 | 6 | 0 | 8 |
| Hagen | 7 | 1-1 | 2-2 | 0 | 0 | 4 | TEAM | | | | | | 2 |
| TEAM | | | | 2 | | | Totals | 200 | 23-50 | 21-31 | 41 | 20 | 76 |
| Totals | 200 | 18-59 | 29-34 | 32 | 10 | 70 | | | | | | | |

Halftime: Minnesota 33, ILL 36 **3-Pt Goals:** Minn - 5-26 (Rickert 1-4, Esselink 0-3, Burleson 0-6, Robinson 0-1, Johnson 1-2, Bauer 3-10) ILL - 9-22 (Harrington 6-9, Cook 0-3, Brown 1-4, Head 1-4, Ferguson 0-1, Smith 1-1)
Turnovers: Minnesota 10, ILL 18 **Personal Fouls:** Minnesota 23, ILL 24
Technical: none **Fouled Out:** MINN - Hagen, Holman, Rickert **Att:** 13,548

MINNESOTA



Golden Gopher

BASKETBALL

Minnesota Media Relations

BB contact: Kyle Coughlin
Interim Dir. Media Relations
Phone: 612.625.4090
Fax: 612.625.0359
email: cough002@umn.edu

Minnesota Media Relations, 516 15th Ave. SE, 244 Bierman Field Athletic Building, Minneapolis, Minn. 55455

www.gophersports.com

2002-03 SCHEDULE

| Date | Opponent | MN Rank/Rank | TV | Time/Res |
|------------|--|--------------|---------------|---------------|
| Nov. 8 | MSU, Mankato (exh.) | 24/-- | none | W, 96-74 |
| Nov. 17 | Team Nike (exh.) | 24/24 | none | W, 115-71 |
| Nov. 24 | UNC Asheville | 24/24 | KSTP-Ch. 5 | W, 87-81 |
| Nov. 30 | Georgia (18/17) | 22/24 | KSTC-Ch. 45 | W, 72-69 |
| Dec. 4 | Georgia Tech * | 17/20 | ESPN | W, 64-63 |
| Dec. 6 | Bethune Cookman | 17/20 | none | W, 79-52 |
| Dec. 8 | at Nebraska | 17/20 | KSTP-Ch. 5 | L, 60-80 |
| Dec. 10 | Arkansas-Little Rock | 25/RV | KSTC-Ch. 45 | W, 86-84 (ot) |
| Dec. 13 | Fairleigh Dickinson | 25/RV | none | W, 104-66 |
| Dec. 22 | at Oregon (5/5) | RV/25 | FSN | L, 81-90 |
| Dec. 28 | Texas Tech (25/RV) | RV/RV | ESPN | L, 89-99 (ot) |
| Jan. 1 | Oral Roberts | RV/-- | none | W, 85-80 |
| Jan. 4 | Sacred Heart | RV/- | none | W, 79-46 |
| Jan. 7 | Illinois (11/10) | RV/- | ESPN | L, 70-76 |
| Jan. 15 | at Wisconsin | | KSTC-Ch. 45 | L, 50-66 |
| Jan. 18 | Michigan State | | ESPN2 | W, 77-69 |
| Jan. 22 | at Michigan | | KSTC-Ch. 45 | L, 63-75 |
| Jan. 25 | Northwestern | | KSTC-Ch. 45 | W, 74-57 |
| Jan. 29 | at Penn State | | KSTC-Ch. 45 | W, 76-75 |
| Feb. 1 | Michigan | | KSTP-Ch. 5 | 1:30 p.m. |
| Feb. 5 | at Ohio State | | KSTC-Ch. 45 | 7 p.m. |
| Feb. 8 | Purdue | | KSTP-Ch. 5 | 1:30 p.m. |
| Feb. 12 | Iowa | | KSTC-Ch. 45 | 7 p.m. |
| Feb. 19 | at Northwestern | | KSTC-Ch. 45 | 7 p.m. |
| Feb. 22 | Penn State | | KSTC-Ch. 45 | 8 p.m. |
| Feb. 26 | at Michigan State | | KSTC-Ch. 45 | 6 p.m. |
| Mar. 2 | Wisconsin | | CBS | 1 p.m. |
| Mar. 4 | at Indiana | | ESPN | 6 p.m. |
| Mar. 8/9 | at Illinois | | KSTP-Ch.5/CBS | TBA |
| Mar. 13-16 | Big Ten Tournament (Chicago, Ill./United Center) | | | |

Times and dates subject to change
All times Central
* Big Ten/ACC Challenge

Ranking = ESPN-USA Today Coaches poll/AP poll

GAME #18



MINNESOTA
Golden Gophers
(11-6, 3-3 Big Ten)

VS.



Michigan
Wolverines
(13-7, 6-1 Big Ten)
February 1, 2003 • 1:30 p.m.
Williams Arena

Television: ESPN Regional **Local TV:** KSTP Ch. 5

Craig Coshun, PBP; Shon Morris, analyst

Radio: WCCO Radio AM 830

Dave Lee, PBP; Kevin Lynch, analyst

PROBABLE LINEUPS

| MINNESOTA | PPG | RPG | APG | FG% | OTHER |
|----------------------|------|-----|-----|------|---------|
| F 41 Michael Bauer | 12.6 | 4.5 | 1.9 | .423 | .379 3s |
| F 1 Rick Rickert | 14.4 | 6.4 | 1.1 | .428 | .377 3s |
| C 40 Jerry Holman | 9.2 | 5.7 | 0.8 | .590 | 1.8 bpg |
| G 12 Kevin Burleson | 7.4 | 3.1 | 4.8 | .375 | 1.6 spg |
| F 11 Maurice Hargrow | 13.6 | 4.8 | 2.3 | .448 | .419 3s |

OFF THE BENCH

| | | | | | |
|---------------------|-----|-----|-----|------|--------------|
| G 22 Ben Johnson | 6.0 | 3.0 | 2.1 | .391 | .393 3s |
| F 21 Stanley Gaines | 2.9 | 2.3 | 0.6 | .378 | 12.4 min. pg |
| C 42 Jeff Hagen | 4.1 | 3.4 | 0.8 | .480 | 10.9 min. pg |
| G 3 Aaron Robinson | 2.2 | 1.1 | 1.1 | .417 | .444 3s |
| F 31 Steve Esselink | 5.2 | 1.7 | 0.5 | .393 | .361 3s |

| MICHIGAN | PPG | RPG | APG | FG% | OTHER |
|---------------------------|------|-----|-----|------|----------|
| F 21 Bernard Robinson Jr. | 12.3 | 6.3 | 3.1 | .453 | .855 FTs |
| F 30 LaVell Blanchard | 17.1 | 7.0 | 1.1 | .438 | .402 3s |
| C 25 Graham Brown | 5.5 | 4.2 | 0.5 | .603 | 18.6 mpg |
| G 2 Lester Abram | 9.3 | 4.0 | 1.1 | .462 | .812 FTs |
| G 4 Daniel Horton | 15.5 | 2.5 | 4.3 | .374 | 35.5 mpg |

Officials: Phil Bova, Sid Rodeheffer, Steve Skiles

HEAD COACH DAN MONSON



Entering his fourth season in charge of the Minnesota basketball program, Dan Monson has established himself as one of the best young coaches in the college ranks and has thrust the Golden Gophers back onto the national scene.

In Monson's three seasons, the Golden Gophers have climbed their way back to the upper echelon of the Big Ten and increased their number of conference wins in each season under his leadership (4 - in 1999-2000, 5 - in 2000-01, 9 - in 2001-02). In 2001-02, Monson led the Maroon and Gold within a few points of a conference title and their highest finish in the league (6th) since 1992-93. After back-to-back NIT appearances, the Golden Gophers appear ready to take the next step. He has compiled a 59-49 record in his tenure in Gold Country and a 111-66 career record in his five-plus years as a head coach.

Monson has recruited a solid nucleus of talent in the past three years, brought back home-grown transfers and developed walk-ons to make up for scholarship limitations and provide quality depth. Monson's second recruiting class in Gold Country netted one of the top 10 classes in the nation, according to many recruiting publications. National Junior College All-American Jerry Holman and McDonald's All-American Rick Rickert made an immediate impact in 2001-02. Rickert was named Big Ten Freshman of the Year, the first in school history, and Holman worked his way into the starting lineup by the beginning of the Big Ten season.

Monson was named the Minnesota head coach on July 24, 1999. In his first year at the helm of the program, Monson led the Golden Gophers to a 12-16 finish which included a six-game winning streak (11/20-12/11).

Monson led the Gonzaga Bulldogs within a breath of the Final Four in 1998-99. Along the way, his team defeated such notable NCAA powers as Stanford (82-74), Florida (73-72) and the Golden Gophers (75-63), before bowing out to eventual national champion Connecticut, 67-62.

Monson spent 11 years building the Gonzaga program. He began as an assistant coach in 1988 and spent six years laying the groundwork for the Bulldogs' success. In 1994-95, he was elevated to associate head coach under head coach Dan Fitzgerald who was also the athletics director. Three years later, Monson took over full control of the Gonzaga program. He had an immediate impact, leading the Bulldogs to a West Coast Conference title and advancing to the second round of the NIT. Along the way, the team set a school record for wins with 24. Monson was the first coach in West Coast Conference history to capture the regular-season title in his rookie season. For his efforts, his WCC peers voted him Coach of the Year and *Basketball Times* accorded him national Rookie Coach of the Year. His record in two seasons as head coach of the Zags was 52-17, with an impressive 4-2 mark in postseason play.

75TH ANNIVERSARY OF WILLIAMS ARENA

Today marks the unofficial 75th birthday of Williams Arena. The Minnesota men's basketball program played its first game in this hallowed building on Feb. 4, 1928 losing in two overtimes to Ohio State, 42-40. "The Barn" as it is affectionately called by Minnesotans is the fifth oldest college basketball arena in the country and is consistently ranked as one of the best venues to watch college basketball every season. With its storied history, its raised floor, its obstructed view seats, and all its charm, Williams Arena is truly a special place to be on a cold winter's afternoon for the people of Minnesota to watch their beloved Golden Gophers. Happy Birthday to a Minnesota landmark.

THE MATCHUP

The Golden Gophers return home after their first road win of the season, a gut-wrenching 75-74 last-second victory at Penn State. Minnesota trailed by six, 71-65, with 5:20 left in the second half, but rallied with four Rick Rickert free throws in the final minute to give the Maroon and Gold the win. Michigan lost for the first time in conference action on Wednesday, 67-60, at Illinois. The loss snapped a 13-game win streak for the Wolverines. Lavelle Blanchard had 18 points in the defeat.

SCOUTING THE WOLVERINES

Michigan is led by senior forward LaVell Blanchard who victimized the Gophers just a little over a week ago to the tune of 28 points, 24 in the second half of the Wolverine victory. Blanchard is fifth in the Big Ten in scoring in conference games (16.0), fifth in rebounding (7.1), first in three-point percentage (.417) and fourth in three pointers made (15). The Wolverines have two other major threats on the offensive end of the floor in freshman point guard Daniel Horton and junior swingman Bernard Robinson, Jr. Horton leads the team in conference action at 16.4 points per game and Robinson is third on the team in scoring at 12.3 ppg.

THE SERIES

**records involve games later vacated by Minnesota due to NCAA infractions.*

Minnesota leads 72-59*

In Williams Arena: Minnesota leads 40-23*

Last meeting:

Jan. 22, 2003 MI 75 MN 63

Series was split last season

Jan. 9, 2002 UM 90 MI 82 (Minneapolis)

Jan. 19, 2002 MI 71 UM 69 (Ann Arbor)

Last MICH win in Williams:

Jan. 20, 1993 MI 80 MN 73

Minnesota has won the last seven meetings between the two teams in Williams Arena.

WHAT'S NEXT

The Golden Gophers go on the road to face the Ohio State Buckeyes on Wed., Feb. 5. Tipoff is set for 7:00 p.m. and can be seen locally on KSTC-Ch. 45.

PENN STATE RECAP

Rick Rickert hit two free throws with 7.6 sec-

onds remaining to give Minnesota a 76-75 emotional win over Penn State this evening in State College, Pa. Minnesota ended the game on a 9-2 run to pick up its first road win of the season and improve to 11-6 and 3-3 in the Big Ten. Penn State fell to 5-12, 0-6 in the Big Ten. Penn State had a final possession but Michael Bauer deflected a Brandon Watkins pass as time expired.

In the second half, Minnesota took its largest lead of the game at 51-37 on a Michael Bauer three-point play. However, Penn State went on a 10-0 run to close within four points with 14:12 left. Two baskets by Ndu Egekeze tied the game at 53-53 with 12:08 remaining. After the teams traded baskets three times, Penn State used a 6-0 run to take a 63-59 lead. PSU took its largest lead on a Brandon Watkins jumper to lead 71-65 with 5:30 left. Minnesota battled back to within one point at 75-74 after Rick Rickert hit two free throws with 51 seconds left. Rickert then nailed the game-clinching free throws with 7.6 seconds left.

Minnesota controlled much of the first half. The Golden Gophers led 15-8 at the 13:12 mark but a 8-0 Nittany Lion run gave PSU a 16-15 lead with 12 minutes remaining in the half. Ben Johnson capped a 6-0 Minnesota run with a running layup and the Gophers took the lead again at 21-16 and Minnesota didn't relinquish the lead again in the first half. A Kevin Burleson trey with 1:02 left gave Minnesota a 43-31 lead. Minnesota eventually led 45-33 at the intermission. Michael Bauer led the Gophers with 11 points, hitting 9-of-10 free throws in the half. The Gophers shot 53.6 percent from the field.

Bauer led all Minnesota scorers for the game with 20 points while Rickert and Maurice Hargrow added 13. Bauer also added a career-best six assists. Watkins led Penn State with 20

MINNESOTA QUICK FACTS

University Information

Location: Minneapolis, Minn.

Enrollment: 45,615

Colors: Maroon & Gold

Conference: Big Ten

Arena: Williams Arena (14,625)

President: Robert H. Bruininks

Faculty Athletics Representative: Dr. Richard Weinberg

Director of Athletics: Joel Maturi

Team Information

Head Coach: Dan Monson (Idaho, 1985)

Career Record: 111-66 (5+ years)

Record at Minnesota: 59-49 (3+ years)

Associate Head Coach: Mike Petersen (fourth year)

Assistant Coaches: Vic Couch (first year), Bill Walker (fourth year)

Dir. of BB Operations: J.B. Bickerstaff (first year)

2001-02 Overall Record: 18-13 (reached second round of NIT)

2001-02 Big Ten Record/Finish: 9-7 (6th)

Lettermen Returning/Lost: 8/4

MEDIA INFORMATION

PRACTICE ACCESS

As a rule, practice will be open to the media for the first 30 minutes of each workout except on game days. This is subject to change at the coaches discretion. All player interviews will be conducted before practice in the half hour preceding the team's workout. Coach Monson will be available for brief interviews during the first half hour of practice. Practice on weekdays is usually 1-3:30 p.m., with interviews beginning at 12:30 p.m. Please check with Kyle Coughlin about practice times and all interview requests at least 24 hours in advance.

POSTGAME PROCEDURES

Minnesota complies with an equal-access policy. Following a 10 minute cooling-off period, both coaches are available in the Interview Room on the lower level of the east end of Williams Arena. Minnesota players are available in the players lounge area adjacent to the Gopher locker room following the cooling-off period. Visiting team players generally conduct their player interviews in the lower level hallway outside their locker room.

GOLDEN GOPHERS ON THE INTERNET

Minnesota Golden Gopher basketball stats, releases, box scores, game recaps and game notes are available on the Internet at www.gophersports.com. Information on the Big Ten Conference is available via the internet at www.bigten.org.

BIG TEN TELECONFERENCE

When: Every Monday from 9-11 a.m. (central) Beginning Jan. 6, with the final call scheduled for Mar. 10, 2003.

Who: Each Big Ten men's head coach is invited to participate on the weekly teleconferences. Participation will not be mandatory, therefore some coaches may not be available each week.

How: Contact the Big Ten office at 847-696-1010 for the teleconference phone number and play-back number.

Order of Appearance

9:00 a.m. Mike Davis
 9:10 a.m. Steve Alford
 9:20 a.m. Dan Monson
 9:30 a.m. Bill Carmody
 9:40 a.m. Jerry Dunn
 9:50 a.m. Gene Keady
 10:00 a.m. Tom Izzo
 10:10 a.m. Bo Ryan
 10:20 a.m. Tommy Amaker
 10:30 a.m. Jim O'Brien
 10:40 a.m. Bill Self
 10:50 a.m. Player of the Week (if available)

points while Aaron Johnson scored 18 with 10 rebounds.

PENN STATE GAME NOTES

- Michael Bauer topped the 20-point mark for the fourth time this season and the fifth time in his career. Minnesota is 5-0 in those games.
- Minnesota has won four straight over Penn State and leads the all-time series 14-6.
- Hargrow scored in double figures for the 15th time this season and in the fourth consecutive game.
- Rick Rickert notched his 13th double figure scoring game of the season and the 35th time in his career.
- Bauer had a career-high six assists.
- Hargrow had a career-high five assists.
- Jerry Holman scored in double figures for the eighth time this season and the 19th time in his career. Minnesota is 15-4 in those games.
- Bauer recorded career highs in both free throw attempts (11) and free throws made (10).
- Bauer grabbed the 300th rebound of his career.
- Minnesota won its first road contest since Feb. 23, 2002 when they won at PSU, 68-64.
- Minnesota is 17-9 in games decided by five points or less under Dan Monson. (5-0 this season.)

LAWSON HOBbled WITH KNEE INJURY

Sophomore forward Brent Lawson missed the Northwestern and Penn State games due to a sprained knee. Lawson hopes to be fitted with a brace next week, but his return time is uncertain. His status is officially listed as day-to-day.

ESSELINK BREAKS FINGER

Junior forward Steve Esselink broke a finger the Tuesday before the Wisconsin game (1/15) in practice diving for a loose ball. Esselink played at Wisconsin with the broken pinky finger on his left hand and scored five points, playing 15 minutes. The injury was discovered on the Thursday following the game. Esselink had two pins inserted into the finger and missed the Michigan State and Michigan games. Esselink returned to the lineup vs. Northwestern on Jan. 25.

GAINES MISSES MICHIGAN GAME

Freshman forward Stan Gaines missed the Michigan game on Jan. 22 due to a strained hamstring. Gaines hurt the hamstring in practice the Tuesday before the game and was unable to go against the Wolverines. Gaines also returned to the lineup vs. Northwestern on Jan. 25.

BAUER "STEPPING UP" IN BIG TEN PLAY

Fourth-year junior Michael Bauer is a veteran of Big Ten battles and that experience has helped him early in the conference season. Bauer had a Big Ten career-high 21 points vs. Michigan State on Jan. 18 and had another 20-point outing at Penn State on Jan. 29. Bauer is averaging 15.0 points (8th) and 5.8 rebounds (16th) thus far in Big Ten play. Bauer leads the Big Ten in conference play with 17 three-point field goals

STATISTICAL COMPARISON

Michigan vs. Minnesota

| Category | MICH | MINN |
|--------------------------|------|------|
| Record | 13-7 | 11-6 |
| Scoring Average | 70.3 | 76.2 |
| Opponent Scoring | 66.8 | 72.2 |
| Scoring Margin | +3.6 | +4.0 |
| Field Goal Pct. | .434 | .435 |
| Opponent Field Goal Pct. | .430 | .409 |
| 3-Point Field Goal Pct. | .339 | .373 |
| Opponent 3-Point FG Pct. | .314 | .330 |
| Free Throw Pct. | .734 | .702 |
| Rebound Average | 35.0 | 38.4 |
| Opponent Rebounds | 32.7 | 38.0 |
| Rebound Margin | +2.4 | +0.4 |
| Assists Average | 11.8 | 15.9 |
| Turnovers Average | 15.0 | 15.7 |
| Steals Average | 5.5 | 7.5 |
| Blocks Average | 4.2 | 7.2 |

and ranks third in three-point field goal percentage (.386). He's also second in blocks, averaging 2.00 per game.

HAGEN FILLING A VOID

Sophomore center Jeff Hagen has played a larger role in the middle for the Gophers since the turn of the new year. Hagen started against Oral Roberts and responded with seven points, nine rebounds and three blocks. Coming off the bench against Sacred Heart, Hagen came within one board of his first career double-double. He scored 12 points and grabbed nine rebounds in 18 minutes. At Wisconsin, Hagen tied a career-high playing 20 minutes and scored eight points, on 4-of-7 shooting. He also tied a career-high with three assists.

"LITTLE A" EARNS HIS CHANCE

Sophomore guard Aaron Robinson has earned increased playing time since the beginning of 2003. Robinson has averaged 13.3 minutes, 3.5 points and 1.3 assists. During this span he's set career highs for minutes (18 vs. MSU and Michigan); points (11 vs. Sacred Heart); rebounds (4 vs. Sacred Heart); assists (6 vs. MSU); and steals (4 vs. Michigan).

I HATE REJECTION

The Golden Gopher defense is feasting off of opponent's shots thus far this season. Minnesota leads the Big Ten overall in blocks averaging 7.18 per game. Jerry Holman leads the charge, averaging 1.82 rejections per game, good for second in the conference. Two other Gopher big men rank in the top 10 in the conference. Michael Bauer is third with 1.76 blocks per game (second in conference play at 2.00 pg) and Rick Rickert is ninth at 1.22 per game.

Against Northwestern on Jan. 25, the Gophers set a Big Ten high with nine blocks vs. the Wildcats.

Already this season Minnesota has the fifth most blocks by a Gopher team in the program's history. Through 17 games, Minnesota has 122 blocks. The record is 154 blocks by the 1982-83

team.

MOE BETTER

Sophomore guard/forward Maurice "Moe" Hargrow has burst onto the scene this season. Hargrow averaged 10.0 minutes and 3.6 points per game last season, but this season, as Moe's minutes have increased, so has the production. He has scored in double figures in 15 of the first 17 games of the season and is second on the team in scoring with 13.6 points per game. Hargrow has matched or set each of his career-highs this season. Moe had his best game of the Big Ten season thus far with a 19-point effort vs. Northwestern on Jan. 25. Against Texas Tech on Dec. 28, Hargrow set new career-highs with 24 points and field goals and field goal attempts, going 9-of-15 from the field. Moe recorded his first double-double of his career vs. Oral Roberts, scoring 17 points and grabbing 10 rebounds.

In the first game of the year, he set career highs for points (21), field goals made (6), field goal attempts (14), free throw attempts (14) and free throws made (8) against UNC Asheville. Against Georgia, he led the team with

15 points and a then career-high eight rebounds. While battling the flu vs. Georgia Tech, he played a then career-high 36 minutes. He bettered that mark against Arkansas-Little Rock, playing 42 minutes.

BURLESON MOVING UP CAREER CHARTS

With 10 assists vs. Georgia Tech, senior guard Kevin Burleson moved into fourth place on the all-time assists list. Currently, Burleson has 361 career assists. Melvin Newbern stands in third place with 369 career assists.


Burleson is second in the Big Ten averaging 4.76 assists per game overall.

"KB" also has moved into the top 10 in career steals this season. Currently, Burleson has 130 career steals and is in ninth place. Voshon Lenard is in seventh place with 134 career thefts. Burleson is fifth overall in the Big Ten, averaging 1.65 steals per game.

Burleson will also move up the three-point field goals list this season. He now has 134 career three pointers and is in third place, three behind Voshon Lenard. He also has the second most three point attempts in school history with

SEPARATED AT BIRTH?

It's uncanny how many of the Golden Gopher basketball players and staff look like someone famous. Here's a weekly look at which Golden Gopher was separated at birth from their famous long lost identical cousin.



Maurice Hargrow



Chris Rock

401. Sam Jacobson holds the record with 474 career three-point attempts.

BAUER HITS FROM LONG RANGE

Junior Michael Bauer is making a major move in the three-point field goal career lists this season. The 6-8 forward finally had his first offseason without surgery and was able to work on his game and overall strength during the summer. With four threes at Michigan, Bauer moved into sixth place in three-point field goals made. Through 16 games this season, he has 115 career threes. Kevin Lynch is in fifth place with 117 career threes. Bauer is eighth in three-point field goal attempts (297) and has moved into sixth place in three point field goal percentage (.387). Earlier this season, Bauer was a perfect 6-for-6 from beyond the arc vs. Fairleigh Dickinson. He became just the seventh player in Big Ten history to shoot 100 percent from three-point range while hitting six or more three pointers.

MONSON MILESTONES

With the victory over Georgia, Dan Monson reached the 50-victory mark in his three-plus seasons in Golden Country. He became the eighth coach in Golden Gopher history to win 50 games. In addition, Monson coached in his 100th game as Gopher head coach against Texas Tech on Dec. 28, just the seventh Golden Gopher coach to reach that milestone.

RICKERT BOUNCES BACK FROM THE FLU

Sophomore All-America candidate Rick Rickert missed the first game of his college career vs. Bethune Cookman. Rickert became ill before the game and could not go vs. the Wildcats due to the flu. He was still feeling the effects at Nebraska two days later. Rickert was scoreless for the first time in his career and played only 17 minutes in the Gophers' 80-60 loss.

Rickert bounced back the next week in a big way vs. Arkansas-Little Rock, scoring 25 points and grabbing seven boards in the Gophers' overtime victory.

CAREER RECORDS

Three-Point Field Goals

| Player (Seasons) | 3-FG |
|--------------------------------------|------------|
| 1. Sam Jacobson ('95-98) | 173 |
| 2. Voshon Lenard ('92-93) | 137 |
| 3. Kevin Burleson ('99-pres.) | 134 |
| 4. Quincy Lewis ('95-99) | 127 |
| 5. Kevin Lynch ('88-91) | 117 |
| 6. Michael Bauer ('99-pres.) | 115 |
| 7. Terrance Simmons ('98-01) | 108 |
| 8. Arriel McDonald ('91-94) | 100 |
| 9. Townsend Orr ('92-94) | 96 |
| 10. Willie Burton ('87-90) | 82 |

Assists

| Player (Seasons) | Assists |
|--------------------------------------|------------|
| 1. Arriel McDonald ('91-94) | 547 |
| 2. Marc Wilson ('83-86) | 375 |
| 3. Melvin Newbern ('88-90) | 369 |
| 4. Kevin Burleson ('99-pres.) | 361 |
| 5. Kevin Lynch ('88-90) | 301 |
| 6. Ray Williams ('76-77) | 296 |
| 7. Phil "Flip" Saunders ('74-77) | 295 |
| 8. Terrance Simmons ('98-01) | 285 |
| 9. Osborne Lockhart ('75-78) | 268 |
| 10. Darryl Mitchell ('79-82) | 247 |

Three-Point Field Goal Attempts

| Player (Seasons) | 3-FGA |
|---------------------------------------|------------|
| 1. Sam Jacobson ('95-98) | 474 |
| 2. Kevin Burleson (2000-pres.) | 401 |
| 3. Voshon Lenard ('92-93) | 369 |
| Quincy Lewis ('95-99) | 369 |
| 5. Arriel McDonald ('91-94) | 315 |
| 6. Terrance Simmons ('98-01) | 304 |
| 7. Kevin Lynch ('88-91) | 298 |
| 8. Michael Bauer ('99-pres.) | 297 |
| 9. Townsend Orr ('92-94) | 272 |
| 10. Willie Burton ('87-90) | 217 |

Steals

| Player (Seasons) | Steals |
|--------------------------------------|------------|
| 1. Melvin Newbern ('87-90) | 215 |
| 2. Quincy Lewis ('96-99) | 179 |
| 3. Arriel McDonald ('91-94) | 163 |
| 4. Trent Tucker ('79-82) | 153 |
| Darryl Mitchell ('79-82) | 153 |
| 6. Marc Wilson ('83-86) | 138 |
| 7. Voshon Lenard ('92-93) | 134 |
| 8. Kevin Burleson ('99-pres.) | 130 |
| 9. Kevin Lynch ('88-91) | 127 |
| 10. Townsend Orr ('92-94) | 118 |

Three-Point Field-Goal Pct.

minimum 80 attempts

| Player (Seasons) | Pct. (FG-FGA) |
|-------------------------------------|-----------------------|
| 1. Ray Gaffney ('86-89) | .450 (50-111) |
| 2. Travarus Bennett ('00-02) | .422 (57-135) |
| 3. Tim Hanson ('85-88) | .419 (49-117) |
| 4. Kevin Lynch ('88-91) | .393 (117-298) |
| 5. Kim Zurcher ('87-88) | .390 (57-146) |
| 6. Michael Bauer ('99-pres.) | .387 (115-297) |
| 7. Willie Burton ('87-90) | .378 (82-217) |
| 8. Rick Rickert ('01-pres.) | .372 (61-164) |
| 9. Voshon Lenard ('92-93) | .371 (137-369) |
| 10. Sam Jacobson ('95-98) | .365 (173-474) |

Blocks

| Player (Seasons) | Blocks |
|-------------------------------------|-----------|
| 1. Kevin McHale ('77-80) | 235 |
| 2. Randy Breuer ('80-83) | 229 |
| 3. Joel Przybilla ('99-2000) | 165 |
| 4. Mychal Thompson ('75-78) | 150 |
| 5. Bob Martin ('89-92) | 146 |
| 6. Mychal Thompson ('75-78) | 113 |
| 7. John Shasky ('83-86) | 111 |
| 8. Quincy Lewis ('95-99) | 93 |
| 9. Michael Bauer ('99-pres.) | 88 |
| 10. Willie Burton ('87-90) | 79 |

TV/RADIO

"IN THE PAINT" SHOW

Fox Sports North will be the home of the "In the Paint" show, a half-hour show dedicated to Golden Gopher basketball. The program is hosted by Marney Gellner and features head coach Dan Monson and Golden Gopher players. The show will air on Monday nights 16 times during the season starting on Dec. 2 and running through March 17, 2003. Following is a list of show times and dates.

"In The Paint" on Fox Sports Net North

| Date | Show Time |
|---------|-----------|
| Dec. 2 | 7 p.m. |
| Dec. 9 | 7 p.m. |
| Dec. 16 | 7 p.m. |
| Dec. 23 | 7 p.m. |
| Dec. 30 | 5:30 p.m. |
| Jan. 6 | 5:30 p.m. |
| Jan. 13 | 5:30 p.m. |
| Jan. 20 | 7 p.m. |
| Jan. 27 | 5:30 p.m. |
| Feb. 3 | 7 p.m. |
| Feb. 10 | 5:30 p.m. |
| Feb. 17 | 7 p.m. |
| Feb. 24 | 7 p.m. |
| Mar. 3 | 7 p.m. |
| Mar. 10 | 7 p.m. |
| Mar. 17 | 5:30 p.m. |

WCCO RADIO AM 830

WCCO Radio has been broadcasting Golden Gopher basketball since the 1930s. The latest agreement extends that relationship through the 2005-06 academic year. The contract also calls for extended pre-game and post-game coverage. Basketball's pre-game and post-game shows will run at least one half hour in length. Those shows will feature interviews with head coach Dan Monson, assistant coaches and Golden Gopher players.

Golden Gopher Radio Network

| Market | Station | Freq. | Watts |
|---------------|---------|-------|-------|
| Albert Lea | KATE AM | 1450 | 1000 |
| Austin | KAUS AM | 1480 | 1000 |
| Detroit Lakes | KDLM AM | 1340 | 1000 |
| Duluth | KDAL AM | 610 | 5000 |
| Fargo, ND | KFGO AM | 790 | 5000 |
| Marshall | KMHL AM | 1400 | 1000 |
| Owatonna | KRFO AM | 1390 | 500 |
| Rochester | KROC AM | 1340 | 1000 |
| St. Cloud | KXSS AM | 1390 | 2500 |
| Windom | KDOM AM | 1580 | 1000 |
| Windom | KDOM FM | 94.3 | 6000 |
| Winona | KWNO AM | 1230 | 1000 |

RICKERT TABBED PRESEASON BIG TEN POY

Sophomore Rick Rickert was named by the Big Ten coaches as their favorite for Big Ten Player of the Year. The 6-10 forward has already been named to the preseason Naismith list and honored as a preseason Playboy All-American for the 2002-03 campaign. Rickert was a Second Team All-Big Ten choice last season after becoming the first Minnesota player to be named the Big Ten Freshman of the Year. As a freshman, Rickert led the Gophers with 14.2 points per game last season and increased that total to 15.5 points in conference games, where he ranked fourth in the Big Ten.

Both the coaches and the conference media agreed on the Preseason All-Big Ten team, as Brian Cook from Illinois and Rickert were joined by Indiana's Tom Coverdale, Ohio State's Brent Darby and Wisconsin's Kirk Penney.

GOPHERS PICKED SECOND BY CONFERENCE COACHES

Minnesota was picked to finish second in the Big Ten this season, according to a preseason poll by the conference head coaches. Michigan State was chosen as the preseason Big Ten favorite by the Conference coaches and members of media attending Big Ten Basketball Media Day.

In the coaches' voting, the Spartans were followed by Minnesota and Indiana tied for second. In the media poll, Indiana was slotted second as another defending League champion, Illinois, was chosen for third place.

RICKERT NAMED NAISMITH FINALIST

Sophomore forward Rick Rickert leads the list of pre-season candidates for the Naismith College Basketball Player of the Year Award. Rickert, a sophomore forward, was named Big Ten Freshman of the Year last season and has been named a preseason All-American by Playboy and Basketball News.

The Naismith Awards program, now in its 35th year, honors the outstanding college basketball players in the United States. The awards program was founded by the Atlanta Tipoff Club, an organization dedicated to recognizing the achievements of student-athletes in basketball.

The candidates were selected by a vote of a Board of Selectors comprised of leading basketball coaches, journalists and basketball analysts. Members of the board were asked to name top male and female players who are most likely to be in contention for the award.

Minnesota women's basketball player Lindsay Whalen was named one of the 30 women's candidates for the award.

Following is the list of male candidates for the Naismith Award: Mario Austin, Mississippi State; Troy Bell, Boston College; Steve Blake, Maryland; Keith Bogans, Kentucky; Matt Bonner, Florida; Nick Collison, Kansas; Brian Cook, Illinois; Erwin Dudley, Alabama; Chris Duhon, Duke; Andre Emmett, Texas Tech; T.J. Ford, Texas; Reece Gaines, Louisville; Jason Gardner, Arizona; Jarvis Hayes, Georgia; Kirk Hinrich, Kansas; Josh Howard, Wake Forest; Jason Kapono, UCLA; Brandin Knight, Pittsburgh; Chris

WHAT'S BACK

Here's a look at the percentage of scoring, rebounding and assists that Big Ten teams are returning from last year's teams. Stats are in order of last season's conference finish.

| TEAM | PTS | REB | ASST |
|------------------|-------------|-------------|-------------|
| Ohio State | 55.9 | 66.6 | 50.5 |
| Illinois | 42.4 | 52.1 | 41.5 |
| Indiana | 55.2 | 58.0 | 65.0 |
| Wisconsin | 72.1 | 68.2 | 52.3 |
| Michigan State | 76.6 | 92.7 | 63.0 |
| Minnesota | 60.1 | 59.2 | 66.9 |
| Northwestern | 67.9 | 63.2 | 55.2 |
| Iowa | 30.5 | 41.3 | 56.8 |
| Purdue | 51.4 | 54.5 | 68.1 |
| Michigan | 73.1 | 70.8 | 71.0 |
| Penn State | 71.7 | 67.7 | 70.1 |

Marcus, Western Kentucky; Brett Nelson, Florida; Hollis Price, Oklahoma; Darius Rice, Miami; Rick Rickert, Minnesota; Luke Ridnour, Oregon; Mike Sweetney, Georgetown; Chris Thomas, Notre Dame; Dwayne Wade, Marquette; Luke Walton, Arizona; Travis Watson, Virginia; David West, Xavier.

THE BOY WITH TWO NUMBERS

Sophomore forward Rick Rickert will wear two different numbers again this season depending on the color of his jersey. Gold jersey (home) #1. Maroon jersey (road) #4. Why? His first choice for a number was #14. Lou Hudson was #14 and that jersey is retired. His second choice? #44. Kevin McHale wore #44 and that's also in the Williams Arena rafters. So, Rickert gets the best of both worlds.

GOLDEN GOPHERS ARE BACK ON TELEVISION

Twenty-three of the 27 regular season games will be televised this season, an increase of eight games from last year. Along with seven nationally-televised games, Golden Gopher fans can catch all the basketball action on KSTP-TV (Channel 5) or KSTC-TV (Channel 45).

Eleven games, nine of which are Big Ten contests, will be shown on KSTC-Ch. 45. Five more, including three Big Ten weekends, will be broadcast on KSTP-Ch. 5, the Minneapolis-St. Paul ABC affiliate. All games broadcast by KSTC or KSTP will be produced by ESPN Regional and can be purchased from your satellite provider. Ask your satellite provider for the ESPN "Full Court" package and anyone across the country can see Golden Gopher basketball all season long.

THE FABULOUS BURLISON BROTHERS

Senior guard Kevin Burlison comes from a very athletic family. His father, Al, played professional football for the L.A. Rams, New Orleans Saints and in the CFL. His older brother, Alvin, played football for the Washington Huskies. KB is headed into the record books in numerous statistical categories at the University of Minnesota and now, his younger brother, Nate, is making a

name for himself as one of the top wide receivers in the nation at the University of Nevada. Nate was a finalist for the Biletnikoff award and finished the season leading the nation in receptions per game and was second in receiving yards. He broke WAC single-season record for receptions after a 19-catch game at UTEP.

GOPHERS INK WASHINGTON AND WOOLRIDGE TO LETTERS OF INTENT

The Golden Gopher program signed two student-athletes to national letters of intent during the fall signing period. Wesley Washington and Kerry Woolridge will be eligible to begin play for the Golden Gophers in the 2003-04 season.

Washington, a 6-3 guard from Santa Ana, Calif., is a consensus top 100 recruit from Mater Dei High School. As a junior, Washington was named the Player of the Year in the California Interscholastic Federation after leading Mater Dei to a No. 19 final national ranking. Washington became the second non-senior to be named Player of the Year, the other being Miles Simon, in CIF history. He averaged 16.5 points per game and scored 24 points to lead Mater Dei over Oak Hill (Va.), ending Oak Hill's win streak. This season, Mater Dei is ranked as the No. 1 high school team in the country by some publications.

Washington, rated as the No. 48 player in the country by PrepStars.com, is a high honorable mention All-American by Street & Smith's and a top 100 rising senior by Lindy's. Washington scored a team-high 33 points and was named MVP in the Gym Rats Midnight Madness Game earlier this fall in Cherry Hill, N.J. The national all-star game featured several of the top high school prospects in the nation.

"We think Wesley can come in and make an immediate impact on our program," said head coach Dan Monson. "He is very athletic and can play both guard positions. He is the leader of one of the best high school teams in the country and knows how to win. You can't teach that."

Woolridge, a 6-7 small forward from San Leandro, Calif., is rated the 14th-best small forward in the West by prepwesthoops.com. He was also ranked as one of the top 200 players in the country by Athlon. During the summer, Woolridge was named to the all-tournament team at the Desert Shootout in Las Vegas. Woolridge averaged 15 points and seven rebounds as a high school junior and was named all-league in 2001.

"We believe Kerry has a big upside," Monson said. "He is a player that will get better and better the older he gets and the more he plays. He is a very good athlete who will be able to play both forward positions."

BARN MAGIC

The Golden Gophers hold one of the best home-court advantages in college basketball with a 632-246 (.720) record in beloved Williams Arena. Under Monson, the Gophers have posted a 48-15 (.762) record at home.

Nicknamed "the Barn", Williams Arena was named the sixth-best college basketball arena in the country by CBS Sportsline in 2001. As noted in the *Street & Smith's Sports Business Journal*,

MINNE-NOTES

- Minnesota is 86-23 (including games later vacated) in regular season openers.
- Minnesota is 38-11 in non-conference games under Dan Monson. The Golden Gophers are 32-4 in non-conference games at Williams Arena under Monson
- With the win over #17 Georgia (11/30), and losses at No. 5 Oregon, to No. 25 Texas Tech, and to #10 Illinois, Minnesota is 6-17 against ranked teams under Dan Monson. Minnesota is 6-6 at home against ranked opponents under Monson.
- Minnesota is 3-1 in the ACC/Big Ten Challenge.
- Minnesota's 16 steals vs. Bethune Cookman (12/6) are the most since recording 18 against Tulsa on March 9, 2001 in the NIT second round.
- With two games going to overtime this season, Minnesota is 33-48 all-time in overtime (not including vacated games).
- Minnesota is 4-2 in overtime under Monson. The UALR game was the first overtime game since playing Tulsa in the NIT second round on 3/19/01.
- Minnesota is 17-9 in games decided by five points or less under Monson and 5-0 this season.
- Rick Rickert has scored 20 points or more eight times in his career. Minnesota is 8-1 in those games. The first game Minnesota lost when Rickert scored at least 20 points was Dec. 28 vs. Texas Tech.
- Minnesota reached the 100-point mark vs. Fairleigh Dickinson (12/13) for the first time since defeating TCU 107-99 on 11/25/00.
- Minnesota's 14 three-point field goals vs. FDU tied for the second-most in school history. The record is 16 at Michigan State on 2/11/02.
- Minnesota shot 60.9 percent (14-23) from three-point range vs. FDU, the fourth-best percentage in school history.
- Minnesota's 38-point win over FDU is the largest margin of victory since defeating Maryland-Eastern Shore by 47 on 12/13/01 (95-48).
- Robert Tomaszek's (Texas Tech 12/28) 16 rebounds are the most by a Minnesota opponent since Reggie Evans grabbed 16 for Iowa on 2/9/02.
- Tomaszek's 28 points are the most by a Minnesota opposing player since Mike Skroki netted 28 for Richmond on 3/18/02 in the NIT second round
- Texas Tech's 99 points are the most by an opponent since TCU on 11/25/00. Minnesota won that game 107-99.
- Minnesota made a season-high 31 free throws on 45 attempts vs. Oral Roberts on 1/1/03. The 45 free throw attempts is the most since taking 49 vs. TCU on 11/25/00
- Minnesota grabbed a season-high 51 rebounds vs. Oral Roberts 1/1/03 and vs. Sacred Heart on 1/4/03. The 51 rebounds are the most since grabbing 54 vs. Sacramento State on 12/29/98 (game was later vacated).
- Sacred Heart (1/4/03) shot just 27.4 percent, the worst by a Minnesota opponent this season.
- Minnesota shot a season-low 31 percent from the field vs. Illinois (1/7/03)
- Minnesota shot a season-best 85.3 percent from the free throw line (29-34) vs. Illinois (1/7/03)
- Minnesota had only 10 turnovers vs. Illinois (1/7/03), the fewest since having 10 in the win over Georgia in the second game of the season.
- Minnesota shot a season-low seven free throws at Wisconsin (1/15/03). It's the fewest free throw attempts since the Gophers shot five on Dec. 7, 2000 at Marquette.

Williams Arena is tied for the fifth-oldest Division I Basketball Arenas.

Oldest Division I Basketball Arenas

1. Fordham University, Rose Hill Gymnasium
Opened - 1925
(cap. 3,470)
2. Harvard University, Ray Lavietes Pavilion
Opened - 1926 (cap. 2,195)
2. University of Oregon, McArthur Court
Opened - 1926
(cap. 9,738)
4. University of Pennsylvania, The Palestra
Opened - 1927 (cap. 8,700)
5. **University of Minnesota, Williams Arena**
Opened - 1928 (cap. 14,625)
5. Butler University, Hinkle Fieldhouse
Opened - 1928 (cap. 11,043)

RECORD WHEN...

| | |
|---|--------|
| Home | 10-2 |
| Away | 1-4 |
| Neutral | 0-0 |
| Nonconference | 8-3 |
| Conference | 3-3 |
| Leading at half | 9-0 |
| Trailing at half | 2-6 |
| Tied at half | 0-0 |
| Leading with 5:00 left | 8-0 |
| Trailing with 5:00 left | 2-6 |
| Tied with 5:00 left | 1-0 |
| Overtime | 1-1 |
| Shooting 50% or better from the field | 4-0 |
| Shooting less than 50% from the field | 7-6 |
| Opp. shoot 50% or better from the field | 0-1 |
| Opp. shoot less than 50% from the field | 11-5 |
| Make more 3s than opponent | 8-3 |
| Opponent makes more 3s | 2-3 |
| 3s are equal | 1-0 |
| More FT attempts than opponent | 7-1 |
| Opponent had more FT attempts | 2-5 |
| FT attempts are equal | 2-0 |
| Outrebound opponent | 5-1 |
| Outrebounded by opponent | 6-4 |
| Rebounds are equal | 0-1 |
| Fewer turnovers than opponent | 5-3 |
| More turnovers than opponent | 4-3 |
| Turnovers are equal | 2-0 |
| Bench outscores opponent's bench | 6-4 |
| Opponent's bench outscores MN bench | 5-2 |
| Bench points are equal | 0-0 |
| Score 70 points or more | 10-3 |
| Score fewer than 70 points | 1-3 |
| Hold opponent for less than 70 points | 7-1 |
| Opponent scores 70 points or more | 4-5 |
| Games decided by 1-5 points | 5-0 |
| Games decided by 6-10 points | 2-3 |
| Games decided by 11-15 points | 0-1 |
| Games decided by more than 15 points | 4-2 |
| November | 2-0 |
| December | 4-3 |
| January | 5-3 |
| February | 0-0 |
| March | 0-0 |
| On ESPN or ESPN2 | 2-2 |
| On ESPN Regional | 3-2 |
| On CBS | 0-0 |
| On Fox Sports Net | 0-1 |
| Miscellaneous Stats | |
| Current streak | Won 2 |
| Homecourt streak | Won 2 |
| Neutral streak | Lost 1 |
| Road streak | Won 1 |
| When Rickert scores 20 (career) | 9-1 |
| When Holman scores in double figures (career) | 14-4 |

2002-03 STARTING LINEUPS

| Games | Forward | Forward | Center | Guard | Guard | Record |
|----------|---------|----------|--------|---------|----------|--------|
| 1 | Rickert | Bauer | Holman | Johnson | Burleson | 1-0 |
| 2-3, 5-8 | Rickert | Hargrow | Holman | Johnson | Burleson | 4-2 |
| 4 | Bauer | Hargrow | Holman | Johnson | Burleson | 1-0 |
| 9 | Bauer | Rickert | Holman | Hargrow | Burleson | 0-1 |
| 10 | Gaines | Esselink | Hagen | Hargrow | Burleson | 1-0 |
| 11-12 | Rickert | Esselink | Holman | Hargrow | Burleson | 1-1 |
| 13 | Rickert | Hargrow | Holman | Johnson | Robinson | 0-1 |
| 14-17 | Rickert | Bauer | Holman | Hargrow | Burleson | 3-1 |

MISCELLANEOUS STATISTICS

| ATTENDANCE | G | Total | Average |
|------------|----|---------|---------|
| Home | 12 | 153,730 | 12,811 |
| Away | 5 | 52,747 | 10,549 |
| Neutral | | | |
| Total | 17 | 206,477 | 12,146 |

20-POINT GAMES

| | |
|-----------------|---|
| Rick Rickert | 4 |
| Michael Bauer | 4 |
| Maurice Hargrow | 2 |
| Jerry Holman | 1 |

DUNK -O- METER

| | |
|----------------|----|
| Jerry Holman | 16 |
| Michael Bauer | 3 |
| Rick Rickert | 1 |
| Brent Lawson | 1 |
| Stan Gaines | 1 |
| Steve Esselink | 1 |

DOUBLE-FIGURE REBOUNDS

| | |
|-----------------|---|
| Ben Johnson | 1 |
| Rick Rickert | 1 |
| Maurice Hargrow | 1 |
| Jerry Holman | 1 |

DOUBLE-FIGURE ASSISTS

| | |
|----------------|---|
| Kevin Burleson | 1 |
|----------------|---|

DOUBLE-DOUBLES

| | |
|-----------------|---|
| Rick Rickert | 1 |
| Maurice Hargrow | 1 |
| Jerry Holman | 1 |

GAMES MISSED DUE TO INJURY/ILLNESS

| | |
|----------------|---|
| Brent Lawson | 3 |
| Steve Esselink | 2 |
| Rick Rickert | 1 |
| Stan Gaines | 1 |

DOUBLE-FIGURE SCORING

| | |
|-----------------|----|
| Maurice Hargrow | 15 |
| Rick Rickert | 13 |
| Michael Bauer | 12 |
| Jerry Holman | 7 |
| Kevin Burleson | 5 |
| Ben Johnson | 3 |
| Steve Esselink | 2 |
| Aaron Robinson | 1 |
| Jeff Hagen | 1 |

FOULED OUT

| | |
|-----------------|---|
| Jerry Holman | 4 |
| Rick Rickert | 2 |
| Jeff Hagen | 2 |
| Kevin Burleson | 2 |
| Stan Gaines | 1 |
| Maurice Hargrow | 1 |
| Michael Bauer | 1 |

2002-03 GOLDEN GOPHER ROSTER

| NO | NAME | POS | HT | WT | YR | PPG | RPG | NOTE |
|-----|-----------------|-----|------|-----|----|------|-----|--|
| 1/4 | Rick Rickert | F | 6-11 | 216 | SO | 14.4 | 6.4 | 15 pts, 8 rebs, at Michigan |
| 3 | Aaron Robinson | G | 5-10 | 165 | SO | 2.2 | 1.1 | averaging 13.9 min. over last 7 games |
| 5 | Wade Hokenson | G | 5-9 | 170 | JR | 0.3 | 0.3 | walk-on/out of action w/broken jaw |
| 11 | Maurice Hargrow | G/F | 6-4 | 193 | SO | 13.6 | 4.8 | best Big Ten game of career vs. NU w/19 pts. |
| 12 | Kevin Burleson | G | 6-3 | 185 | SR | 7.4 | 3.1 | 16 pts, 6 assts, 4 steals vs. NU |
| 15 | Aliou Kane | C | 6-9 | 230 | FR | - | - | redshirting this season |
| 21 | Stan Gaines | F | 6-7 | 230 | FR | 2.9 | 2.3 | returned to lineup vs. NU |
| 22 | Ben Johnson | G | 6-3 | 185 | JR | 6.0 | 3.0 | 4 pts, 2 rebs, in 14 min, vs. NU |
| 24 | Tyree Bolden | F | 6-5 | 186 | JR | 1.5 | 0.8 | walk-on |
| 31 | Steve Esselink | F | 6-6 | 195 | JR | 5.2 | 1.7 | returned to lineup vs. NU |
| 32 | Adam Boone | G | 6-2 | 200 | JR | - | - | redshirting after transferring from UNC |
| 34 | Brent Lawson | G/F | 6-4 | 200 | SO | 1.4 | 0.6 | sprained knee kept him out vs. NU |
| 35 | Randy Chall | F | 6-5 | 215 | JR | 0.0 | 0.3 | walk-on |
| 40 | Jerry Holman | F/C | 6-10 | 225 | SR | 9.2 | 5.7 | first career dbl-dbl vs. NU (10 pts, 11 rebs.) |
| 41 | Michael Bauer | F | 6-8 | 220 | JR | 12.6 | 4.5 | best Big Ten game of career, 21 pts vs. MSU |
| 42 | Jeff Hagen | C | 6-11 | 265 | SO | 4.1 | 3.4 | 8 pts, 4 rebs, 3 assts at Wfs, in 20 minutes |
| 54 | Roye Arie | F | 6-9 | 270 | FR | - | - | walk-on |
| 55 | Matt Smriga | F | 6-8 | 255 | SO | 0.3 | 1.3 | walk-on transfer/first point for MN vs. SHU |

MICHAEL BAUER

41 Forward • Jr. • 6-8 • 220 • Hastings, Minn. • Hastings HS

Last Two Games: Had 20 points, and a career-high six assists at Penn State (1/29) • also recorded career highs going 10-of-11 from the free-throw line • had eight points, four rebounds and two blocks in 25 minutes vs. Northwestern (1/25).

Notable: Scored 14 points and grabbed eight rebounds and had two blocks in 37 minutes at Michigan (1/22) • had a Big Ten career-high 21 points and tied a career-high with four blocks vs. Michigan State (1/18) • led team with 17 points and a season-high nine rebounds vs. Illinois (1/7) • played only three minutes vs. Oral Roberts (1/1) due to the flu • started the Texas Tech game (12/28) and scored 12 points, had six rebounds, two blocks and two steals in 26 minutes • scored a career-high 26 points on 8-of-8 shooting, 6-of-6 from three-point range and had four rebounds in 20 minutes vs. Fairleigh Dickinson (12/13) • became just the seventh player in Big Ten history to shoot 100 percent from three-point range while hitting six or more three pointers • had 11 points, four boards and tied a career-high with four assists vs. Arkansas-Little Rock (12/10) • had 14 points, seven rebounds and four blocks at Nebraska (12/8) • led team with 19 points, on 8-of-17 shooting, with five boards, three assists, three blocks and two steals vs. Bethune Cookman (12/6) • hit game-winning three pointer as time expired vs. Georgia (11/30) • had 10 points and two boards vs. UGA • scored 20 points on 5-of-8 shooting, 3-of-5 from three-point land and 7-of-10 from the line in 33 minutes vs. UNC Asheville (11/24).

Milestones: Sixth in career three-point field goals with 115 • 8th in career three point attempts with 297 • scored his 700th career point vs. Michigan State (1/18) • set school season record for three-point field goal percentage with a .415 mark (34-82) in 2001 • has scored in double figures 12 times this season and 44 times in his career • has scored 20-plus points five times in his career, team is 5-0 in those games • has recorded double-digit rebounds in two games during his career • currently ninth in career blocks with 88 • grabbed his 300th career rebound at Penn State on Jan. 29, 2003

CAREER HIGHS

Minutes: 37 at Michigan (1/22/03)
Points: 26 vs. Fairleigh Dickinson (12/13/02)
FG Attempts: 17 vs. Bethune Cookman (12/6/02)
FG Made: 8 - two times; last vs. Fair. Dick. (12/13/02)
FT Attempts: 11 at Penn State (1/29/03)
FT Made: 10 at Penn State (1/29/03)
3-Point FG Attempts: 12 vs. Michigan State (1/18/03)
3-Point FG Made: 6 vs. Fair. Dickinson (12/13/02)
Rebounds: 12 vs. Morris Brown (12/4/00)
Assists: 6 at Penn State (1/29/03)
Steals: 3 vs. Maryland-Eastern Shore (12/13/01)
Blocks: 4 - five times; last vs. Michigan State (1/18/03)

2002-03 GAME-BY-GAME

| Opponent (Date) | Start | Min. | Fg-Fa | 3g-3a | Ftm-Fta | O-D/T | Pf. | Asst. | To. | Blk. | Stl. | Pts. |
|-------------------------|-------|------|-------|-------|---------|-------|-----|-------|-----|------|------|------|
| UNC Asheville (11/24) | Y | 33 | 5-8 | 3-5 | 7-10 | 2-1/3 | 3 | 1 | 2 | 2 | 1 | 20 |
| Georgia (11/30) | N | 19 | 4-7 | 2-4 | 0-0 | 1-1/2 | 1 | 1 | 2 | 1 | 1 | 10 |
| Georgia Tech (12/4) | N | 23 | 0-3 | 0-1 | 0-0 | 0-1/1 | 0 | 1 | 0 | 3 | 0 | 0 |
| Bethune Cookman (12/6) | Y | 27 | 8-17 | 2-6 | 1-3 | 2-3/5 | 3 | 3 | 0 | 3 | 2 | 19 |
| at Nebraska (12/8) | N | 27 | 4-13 | 2-8 | 4-5 | 4-3/7 | 2 | 3 | 2 | 4 | 0 | 14 |
| Arkansas-LR (12/10) | N | 27 | 3-9 | 1-5 | 4-4 | 0-4/4 | 1 | 4 | 1 | 1 | 0 | 11 |
| Fair. Dickinson (12/13) | N | 20 | 8-8 | 6-6 | 4-5 | 1-3/4 | 1 | 1 | 2 | 1 | 1 | 26 |
| at Oregon (12/22) | N | 22 | 2-13 | 2-9 | 2-2 | 1-4/5 | 3 | 2 | 1 | 1 | 1 | 8 |
| Texas Tech (12/28) | Y | 26 | 4-11 | 1-5 | 3-4 | 3-3/6 | 4 | 2 | 3 | 2 | 2 | 12 |
| Oral Roberts (1/1) | N | 3 | 0-0 | 0-0 | 0-0 | 0-0/0 | 0 | 1 | 0 | 0 | 0 | 0 |
| Sacred Heart (1/3) | N | 15 | 1-4 | 0-2 | 2-2 | 1-4/5 | 2 | 1 | 1 | 0 | 1 | 4 |
| Illinois (1/7) | N | 26 | 5-15 | 3-10 | 4-4 | 2-7/9 | 1 | 1 | 1 | 2 | 2 | 17 |
| at Wisconsin (1/15) | N | 27 | 4-9 | 1-3 | 1-3 | 2-6/8 | 2 | 2 | 1 | 1 | 0 | 10 |
| Michigan State (1/18) | Y | 31 | 7-15 | 5-12 | 2-2 | 0-4/4 | 5 | 0 | 1 | 4 | 1 | 21 |
| at Michigan (1/22) | Y | 37 | 4-10 | 4-9 | 2-6 | 1-7/8 | 2 | 2 | 3 | 2 | 0 | 14 |
| Northwestern (1/25) | Y | 25 | 3-6 | 2-5 | 0-0 | 1-3/4 | 4 | 2 | 2 | 2 | 0 | 8 |
| at Penn State (1/29) | Y | 29 | 4-8 | 2-5 | 10-11 | 0-2/2 | 4 | 6 | 1 | 1 | 0 | 20 |

BAUER'S CAREER STATISTICS

| Season | Gp | Gs | Min | Avg | Fg-Fga | Pct | 3-POINT | | | REBOUNDS | | | | | | | | | |
|-------------------------|-----------|-----------|-------------|-------------|----------------|-------------|----------------|-------------|----------------|-------------|-------------------|------------|------------|-----------|-----------|-----------|--------------|------------|-------------|
| | | | | | | | Fg-Fga | Pct. | Ft-Fta | Pct. | O-D/Tot | Avg | Asst. | TO | Blk | ST | Pf/Dg | Pts | Avg |
| 1999-00 | 5 | 0 | 54 | 10.8 | 10-17 | .588 | 5-6 | .833 | 2-6 | .333 | 4-14/18 | 3.6 | 2 | 3 | 2 | 4 | 7/0 | 27 | 5.4 |
| <i>Medical Redshirt</i> | | | | | | | | | | | | | | | | | | | |
| 2000-01 | 20 | 13 | 527 | 26.4 | 79-183 | .432 | 34-82 | .415 | 36-50 | .720 | 30-65/95 | 4.8 | 29 | 25 | 30 | 17 | 47/1 | 228 | 11.4 |
| 2001-02 | 31 | 17 | 705 | 22.7 | 106-246 | .431 | 60-114 | .551 | 38-50 | .760 | 33-77/110 | 3.5 | 40 | 43 | 26 | 17 | 65/1 | 290 | 9.4 |
| 2002-03 | 17 | 7 | 417 | 24.5 | 66-156 | .423 | 36-95 | .379 | 46-61 | .754 | 21-56/77 | 4.5 | 33 | 23 | 30 | 12 | 39/1 | 214 | 12.6 |
| Career | 73 | 37 | 1703 | 23.3 | 261-602 | .434 | 115-297 | .387 | 122-167 | .731 | 88-212/300 | 4.1 | 104 | 94 | 88 | 50 | 159/3 | 759 | 10.4 |

MICHAEL BAUER

41 Forward • Jr. • 6-8 • 220 • Hastings, Minn. • Hastings HS

2001-02 GAME-BY-GAME

| Opponent (Date) | Start | Min. | Fg-Fa | 3g-3a | Ftm-Fta | O-D/T | Pf.Asst. | To. | Blk. | Stl. | Pts. | |
|--------------------------|-------|--------------|--------------------|---------------|--------------|------------------|-----------|-----------|-----------|-----------|-----------|------------|
| Mercer (11/17) | Y | 25 | 7-16 | 3-8 | 1-3 | 4-4/8 | 2 1 | 1 1 | 1 1 | 18 | | |
| UNC Asheville (11/21) | Y | 26 | 8-12 | 2-3 | 1-1 | 1-1/2 | 2 3 | 0 1 | 0 0 | 19 | | |
| E. Washington (11/24) | Y | 24 | 6-9 | 2-4 | 3-4 | 0-2/2 | 1 0 | 2 1 | 1 1 | 17 | | |
| at Wake Forest (11/27) | Y | 26 | 4-14 | 3-9 | 0-0 | 2-3/5 | 3 0 | 2 0 | 0 11 | | | |
| UT-Pan American (12/1) | Y | 29 | 3-6 | 1-3 | 6-6 | 1-3/4 | 2 1 | 1 2 | 0 13 | | | |
| UNC-Wilmington (12/4) | Y | 31 | 0-7 | 0-2 | 3-4 | 3-5/5 | 2 1 | 2 2 | 0 3 | | | |
| at Georgia (12/7) | Y | 22 | 1-7 | 0-5 | 0-0 | 2-2/4 | 1 1 | 2 2 | 1 2 | | | |
| Oregon (12/10) | Y | 24 | 1-7 | 0-3 | 0-0 | 3-4/7 | 2 0 | 0 1 | 0 2 | | | |
| Maryland-ES (12/13) | Y | 19 | 5-8 | 2-3 | 3-5 | 0-2/2 | 4 3 | 1 1 | 3 15 | | | |
| Nebraska (12/22) | Y | 25 | 5-10 | 3-8 | 2-2 | 0-4/4 | 2 3 | 1 3 | 1 15 | | | |
| at Texas Tech (12/30) | N | 21 | 2-5 | 0-3 | 2-2 | 1-5/6 | 5 0 | 2 0 | 0 6 | | | |
| Illinois (1/2) | Y | 29 | 6-13 | 1-3 | 3-4 | 1-3/4 | 3 1 | 3 1 | 2 16 | | | |
| Michigan State (1/5) | Y | 33 | 4-9 | 3-6 | 1-3 | 1-2/3 | 2 3 | 1 4 | 0 12 | | | |
| Michigan (1/9) | Y | 27 | 6-8 | 2-2 | 1-2 | 1-6/7 | 0 2 | 3 2 | 0 15 | | | |
| at Purdue (1/12) | Y | 22 | 2-4 | 0-1 | 0-0 | 1-2/3 | 1 3 | 2 0 | 1 4 | | | |
| at Wisconsin (1/16) | Y | 33 | 3-6 | 1-3 | 0-0 | 2-5/7 | 3 1 | 4 2 | 1 7 | | | |
| at Michigan (1/19) | Y | 30 | 7-15 | 3-7 | 0-0 | 1-1/2 | 2 2 | 3 0 | 0 17 | | | |
| Ohio State (1/26) | N | 16 | 2-7 | 1-4 | 1-2 | 0-0/0 | 1 0 | 1 0 | 0 6 | | | |
| Penn State (1/30) | N | 19 | 5-8 | 0-2 | 2-2 | 0-2/2 | 1 3 | 2 0 | 1 12 | | | |
| Indiana (2/2) | N | 14 | 4-6 | 3-4 | 0-0 | 0-0/0 | 3 2 | 1 1 | 0 11 | | | |
| at Iowa (2/9) | N | 12 | 3-7 | 2-5 | 2-2 | 0-0/0 | 2 0 | 2 0 | 1 10 | | | |
| at Northwestern (2/13) | N | 16 | 2-6 | 0-2 | 0-0 | 2-1/3 | 4 0 | 0 0 | 0 7 | | | |
| Wisconsin (2/16) | N | 19 | 3-4 | 1-2 | 0-0 | 0-5/5 | 1 0 | 2 0 | 0 0 | | | |
| at Michigan State (2/21) | N | 27 | 0-6 | 0-2 | 0-0 | 1-1/2 | 3 1 | 0 1 | 0 0 | | | |
| at Penn State (2/23) | N | 23 | 3-10 | 2-6 | 2-2 | 3-2/5 | 0 1 | 0 1 | 0 10 | | | |
| Northwestern (2/27) | N | 20 | 6-6 | 3-3 | 2-2 | 1-3/4 | 2 1 | 1 0 | 0 17 | | | |
| Illinois (3/3) | N | 24 | 4-10 | 2-5 | 0-0 | 1-2/3 | 1 0 | 1 0 | 1 10 | | | |
| vs. Penn State (3/7) | N | 18 | 0-7 | 0-3 | 0-0 | 0-2/2 | 2 1 | 0 0 | 2 0 | | | |
| vs. Illinois (3/8) | N | 21 | 0-4 | 0-1 | 2-3 | 0-4/4 | 2 1 | 1 0 | 0 2 | | | |
| New Mexico (3/13) | N | 15 | 3-6 | 0-0 | 1-1 | 1-3/4 | 4 4 | 1 0 | 1 7 | | | |
| Richmond (3/18) | N | 15 | 1-3 | 0-2 | 0-0 | 0-1/1 | 2 1 | 1 0 | 0 2 | | | |
| Totals | | 16/31 | 705-106-246 | 40-114 | 38-50 | 33-77/110 | 65 | 40 | 43 | 26 | 17 | 290 |

2000-01 GAME-BY-GAME

| Opponent (Date) | Start | Min. | Fg-Fa | 3g-3a | Ftm-Fta | O-D/T | Pf.Asst. | To. | Blk. | Stl. | Pts. | | |
|--------------------------|-------|--------------|------------|---------------|--------------|--------------|-----------------|-----------|-----------|-----------|-----------|-----------|------------|
| UNCG (11/17) | Y | 33 | 2-6 | 1-2 | 2-2 | 3-3/6 | 2 2 | 2 1 | 0 7 | | | | |
| Georgia (11/19) | Y | 35 | 6-12 | 2-5 | 7-8 | 1-2/3 | 4 2 | 0 1 | 0 21 | | | | |
| vs. Hawaii Pac (11/24) | Y | 26 | 1-6 | 0-1 | 3-4 | 2-4/6 | 2 0 | 1 1 | 0 5 | | | | |
| vs. TCU (11/25) | N | 13 | 0-4 | 0-1 | 0-0 | 0-0/0 | 0 0 | 2 1 | 0 0 | | | | |
| vs. Georgetown (11/26) | N | 21 | 6-13 | 3-6 | 2-3 | 1-2/3 | 5 0 | 0 1 | 0 17 | | | | |
| at Florida State (11/29) | N | 20 | 3-6 | 2-2 | 0-0 | 1-0/1 | 4 1 | 1 1 | 2 8 | | | | |
| Morris Brown (12/4) | Y | 31 | 5-12 | 1-2 | 0-0 | 4-8/12 | 1 1 | 0 3 | 0 11 | | | | |
| at Marquette (12/7) | N | 28 | 6-14 | 2-8 | 0-0 | 3-7/10 | 4 4 | 2 1 | 2 14 | | | | |
| Bethune Cook (12/9) | Y | 28 | 5-11 | 1-3 | 7-8 | 1-5/6 | 2 2 | 0 1 | 0 18 | | | | |
| La Tech (12/12) | N | 18 | 4-6 | 1-3 | 1-1 | 0-2/2 | 2 2 | 2 2 | 2 10 | | | | |
| Dartmouth (12/22) | Y | 27 | 2-7 | 1-2 | 2-3 | 2-3/5 | 2 1 | 3 2 | 1 7 | | | | |
| Nebraska (12/28) | N | 34 | 5-13 | 1-6 | 3-5 | 3-5/8 | 3 4 | 0 4 | 0 14 | | | | |
| Centenary (12/30) | Y | 21 | 4-7 | 2-4 | 2-5 | 2-1/3 | 0 0 | 0 4 | 2 12 | | | | |
| Illinois (1/3) | Y | 24 | 4-7 | 2-4 | 0-0 | 0-1/1 | 2 2 | 2 1 | 2 10 | | | | |
| Wisconsin (1/6) | Y | 27 | 4-7 | 3-5 | 0-0 | 2-6/8 | 4 3 | 5 0 | 1 11 | | | | |
| at Ohio State (1/13) | Y | 32 | 4-10 | 3-7 | 4-4 | 0-3/3 | 2 1 | 0 1 | 1 15 | | | | |
| Purdue (1/17) | Y | 28 | 4-11 | 2-7 | 2-4 | 1-5/6 | 1 2 | 1 1 | 0 12 | | | | |
| Indiana (1/20) | N | 33 | 7-12 | 5-8 | 0-0 | 0-1/1 | 4 0 | 2 3 | 2 19 | | | | |
| Iowa (1/24) | Y | 28 | 2-8 | 0-2 | 1-3 | 1-2/3 | 2 0 | 1 1 | 0 5 | | | | |
| at Purdue (1/27) | Y | 20 | 5-11 | 2-4 | 0-0 | 3-5/8 | 1 2 | 1 0 | 2 12 | | | | |
| Totals | | 13/20 | 527 | 79-183 | 34-82 | 36-50 | 30-65/95 | 47 | 29 | 25 | 30 | 17 | 228 |

1999-2000 GAME-BY-GAME

| Opponent (Date) | Start | Min. | Fg-Fa | 3g-3a | Ftm-Fta | O-D/T | Pf.Asst. | To. | Blk. | Stl. | Pts. | | |
|---------------------|-------|------------|-----------|--------------|------------|------------|----------------|----------|----------|----------|----------|----------|-----------|
| at Oregon (12/18) | N | 11 | 2-2 | 1-1 | 0-0 | 1-3/4 | 1 0 | 0 0 | 0 1 5 | | | | |
| Furman (12/23) | N | 12 | 0-4 | 0-0 | 0-4 | 2-2/4 | 1 0 | 1 0 | 1 0 | | | | |
| at Georgia (12/28) | N | 12 | 4-5 | 3-4 | 2-2 | 0-6/6 | 0 0 | 1 1 | 1 13 | | | | |
| at Nebraska (12/31) | N | 9 | 1-2 | 0-0 | 0-0 | 0-2/2 | 3 1 | 1 1 | 0 2 | | | | |
| Michigan (1/5) | N | 10 | 3-4 | 1-1 | 0-0 | 1-1/2 | 2 1 | 0 0 | 1 2 | | | | |
| Totals | | 0/5 | 54 | 10-17 | 5-6 | 2-6 | 4-14/18 | 7 | 2 | 3 | 2 | 4 | 27 |

KEVIN BURLESON

12 Guard • Sr. • 6-3 • 185 • Seattle, Wash. • O'Dea HS

Last Two Games: Had eight points and two assists in 31 minutes at Penn State (1/29) • had 16 points, on 4-of-8 shooting from beyond the arc, six assists and four steals vs. Northwestern (1/25).

Notable: Scored 13 points, was 4-of-7 from the field and grabbed six rebounds before fouling out at Michigan (1/22) • returned to the starting lineup and had six points and two assists in 22 minutes vs. Michigan State (1/18) • scored a season-high 17 points and was 4-of-4 from three-point range, had six rebounds and three assists vs. Oral Roberts (1/1) • battled foul trouble vs. Texas Tech (12/28) and only played 19 minutes before fouling out with seven points and two assists • had 11 points and seven assists and three steals in 35 minutes at Oregon (12/22) • had nine assists against just two turnovers, five boards and four points vs. Fairleigh Dickinson (12/13) • had eight assists, a career-high seven steals and six rebounds vs. Bethune Cookman (12/6) • had 10 assists, eight turnovers and three steals in 31 minutes vs. Georgia Tech (12/4) • hit two crucial threes in the second half while scoring 14 points, also added four assists, a career-high three blocks and only one turnover in 38 minutes vs. Georgia (11/30) • had eight assists and only one turnover in 32 minutes vs. UNC Asheville (11/24).

Milestones: Is fourth in school history with 361 career assists • had the fourth-most assists in a season in school history with 146 in 2002 • currently third in school history with 134 career three-pointers and second with 401 three-point attempts • ranks 8th in career steals with 130 • scored his 700th career point vs. Oral Roberts on Jan. 1 • played his 100th career game vs. Oral Roberts (1/1) • recorded his 300th career assist vs. Georgia Tech (12/4/02) • has scored in double figures in 27 games in his career and five times this season • had a career-high 11 assists against just one turnover vs. UNC Asheville (11/21/01) • 11 assists rank in a tie for the sixth-best game total in school history.

CAREER HIGHS

Minutes: 38 vs. Georgia (11/30/02)
Points: 24 at Purdue (1/12/02)
FG Attempts: 16 - two times; last at Wake Forest (11/27/01)
FG Made: 8 - two times; last vs. Villanova (3/14/01)
FT Attempts: 10 at Purdue (1/12/02)
FT Made: 7 at Purdue (1/12/02)
3-Point FG Attempts: 11 at Nebraska (12/31/99)
3-Point FG Made: 5 at Nebraska (12/31/99)
Rebounds: 8 vs. Furman (12/23/99)
Assists: 11 vs. UNC-Asheville (11/21/01)
Steals: 7 vs. Bethune Cookman (12/6/02)
Blocks: 3 - two times; last vs. UALR (12/10/02)

2002-03 GAME-BY-GAME

| Opponent (Date) | Start | Min. | Fg-Fa | 3g-3a | Ftm-Fta | O-D/T | Pf. | Asst. | To. | Blk. | Stl. | Pts. |
|-------------------------|-------|------|-------|-------|---------|-------|-----|-------|-----|------|------|------|
| UNC Asheville (11/24) | Y | 32 | 1-4 | 0-1 | 0-0 | 1-3/4 | 3 | 8 | 1 | 1 | 1 | 2 |
| Georgia (11/30) | Y | 38 | 5-12 | 4-7 | 0-1 | 0-1/1 | 3 | 4 | 1 | 3 | 1 | 14 |
| Georgia Tech (12/4) | Y | 31 | 1-5 | 0-4 | 0-0 | 0-3/3 | 3 | 10 | 8 | 1 | 3 | 2 |
| Bethune Cookman (12/6) | Y | 34 | 2-4 | 0-0 | 0-0 | 2-4/6 | 2 | 8 | 4 | 0 | 7 | 4 |
| at Nebraska (12/8) | Y | 33 | 1-7 | 1-5 | 2-2 | 1-1/2 | 3 | 5 | 2 | 0 | 0 | 3 |
| Arkansas-LR (12/10) | Y | 25 | 2-7 | 0-4 | 1-4 | 0-2/2 | 4 | 5 | 3 | 3 | 2 | 5 |
| Fair. Dickinson (12/13) | Y | 27 | 1-5 | 0-2 | 2-2 | 0-5/5 | 2 | 9 | 2 | 1 | 1 | 4 |
| at Oregon (12/22) | Y | 35 | 2-8 | 2-4 | 5-6 | 0-2/2 | 3 | 7 | 8 | 0 | 3 | 11 |
| Texas Tech (12/28) | Y | 19 | 2-3 | 1-2 | 2-2 | 0-0/0 | 5 | 2 | 1 | 1 | 1 | 7 |
| Oral Roberts (1/1) | Y | 25 | 4-5 | 4-4 | 5-8 | 1-5/6 | 4 | 3 | 1 | 0 | 1 | 17 |
| Sacred Heart (1/4) | Y | 24 | 2-4 | 2-4 | 0-0 | 1-1/2 | 1 | 1 | 1 | 0 | 0 | 6 |
| Illinois (1/7) | Y | 34 | 2-8 | 0-6 | 0-0 | 1-3/4 | 3 | 1 | 2 | 0 | 1 | 4 |
| at Wisconsin (1/15) | N | 23 | 1-4 | 0-2 | 0-0 | 0-3/3 | 2 | 2 | 4 | 0 | 1 | 2 |
| Michigan State (1/18) | Y | 22 | 0-1 | 0-1 | 6-8 | 0-2/2 | 3 | 2 | 2 | 1 | 1 | 6 |
| at Michigan (1/22) | Y | 28 | 4-7 | 3-4 | 2-4 | 1-2/3 | 5 | 6 | 3 | 1 | 1 | 13 |
| Northwestern (1/25) | Y | 31 | 6-10 | 4-8 | 0-2 | 0-3/3 | 1 | 6 | 5 | 2 | 4 | 16 |
| at Penn State (1/29) | Y | 31 | 3-10 | 2-7 | 0-0 | 0-4/4 | 2 | 5 | 2 | 1 | 1 | 13 |

2001-02 GAME-BY-GAME

| Opponent (Date) | Start | Min. | Fg-Fa | 3g-3a | Ftm-Fta | O-D/T | Pf. | Asst. | To. | Blk. | Stl. | Pts. | |
|--------------------------|-------|--------------|------------|---------------|--------------|--------------|-----------------|-----------|------------|-----------|-----------|-----------|------------|
| Mercer (11/17) | Y | 23 | 1-5 | 1-5 | 1-2 | 1-2/3 | 3 | 4 | 2 | 0 | 2 | 4 | |
| UNC-Asheville (11/21) | Y | 23 | 0-3 | 0-1 | 0-0 | 2-0/2 | 0 | 11 | 1 | 0 | 2 | 0 | |
| E. Washington (11/24) | Y | 24 | 2-5 | 2-5 | 0-0 | 1-1/2 | 2 | 8 | 3 | 0 | 1 | 6 | |
| at Wake Forest (11/27) | Y | 29 | 4-16 | 2-8 | 2-3 | 0-0/0 | 4 | 4 | 2 | 1 | 1 | 12 | |
| UT-Pan American (12/1) | Y | 30 | 3-4 | 2-2 | 2-2 | 1-2/3 | 1 | 6 | 2 | 1 | 4 | 10 | |
| UNC-Wilmington (12/4) | Y | 29 | 3-8 | 1-4 | 1-2 | 0-2/2 | 4 | 5 | 3 | 0 | 2 | 6 | |
| at Georgia (12/7) | Y | 22 | 2-6 | 0-2 | 0-0 | 0-0/0 | 3 | 1 | 1 | 0 | 1 | 4 | |
| Oregon (12/10) | Y | 30 | 3-11 | 0-5 | 0-0 | 0-1/1 | 2 | 5 | 2 | 0 | 4 | 6 | |
| Maryland-ES (12/13) | Y | 22 | 1-2 | 0-0 | 3-4 | 1-3/4 | 2 | 8 | 0 | 1 | 1 | 5 | |
| Nebraska (12/22) | Y | 26 | 3-4 | 2-3 | 1-1 | 0-0/0 | 2 | 5 | 1 | 0 | 1 | 9 | |
| at Texas Tech (12/30) | Y | 34 | 2-12 | 1-6 | 1-2 | 3-2/5 | 5 | 5 | 2 | 1 | 0 | 6 | |
| at Illinois (1/2) | Y | 25 | 0-2 | 0-1 | 0-0 | 0-2/2 | 0 | 4 | 1 | 0 | 0 | 0 | |
| Michigan State (1/5) | Y | 23 | 1-6 | 0-4 | 3-4 | 0-2/2 | 1 | 2 | 4 | 0 | 2 | 5 | |
| Michigan (1/9) | Y | 25 | 5-8 | 3-4 | 6-6 | 1-2/3 | 3 | 4 | 4 | 1 | 0 | 19 | |
| at Purdue (1/12) | Y | 32 | 7-13 | 3-7 | 7-10 | 0-3/3 | 1 | 5 | 1 | 0 | 1 | 24 | |
| at Wisconsin (1/16) | Y | 23 | 1-6 | 0-2 | 0-0 | 0-0/0 | 5 | 3 | 3 | 0 | 1 | 2 | |
| at Michigan (1/19) | Y | 33 | 2-6 | 0-3 | 2-2 | 0-4/4 | 0 | 8 | 5 | 0 | 0 | 6 | |
| Ohio State (1/26) | N | 28 | 2-3 | 0-1 | 2-4 | 0-1/1 | 4 | 9 | 1 | 2 | 2 | 6 | |
| Penn State (1/30) | N | 24 | 0-0 | 0-0 | 2-2 | 2-0/2 | 2 | 5 | 1 | 0 | 1 | 2 | |
| Indiana (2/2) | N | 21 | 1-3 | 1-1 | 0-0 | 0-3/3 | 3 | 4 | 0 | 0 | 2 | 3 | |
| at Iowa (2/9) | N | 22 | 2-4 | 0-2 | 2-3 | 1-2/3 | 5 | 4 | 0 | 0 | 1 | 6 | |
| at Northwestern (2/13) | N | 24 | 2-5 | 1-4 | 0-0 | 0-3/3 | 2 | 4 | 1 | 2 | 1 | 5 | |
| Wisconsin (2/16) | N | 21 | 1-6 | 0-4 | 0-0 | 0-0/0 | 3 | 3 | 1 | 0 | 1 | 2 | |
| at Michigan State (2/21) | N | 24 | 2-4 | 2-3 | 0-0 | 1-1/2 | 5 | 3 | 2 | 0 | 2 | 6 | |
| at Penn State (2/23) | N | 30 | 2-3 | 0-0 | 2-2 | 2-1/3 | 1 | 6 | 3 | 0 | 5 | 6 | |
| Northwestern (2/27) | N | 14 | 1-3 | 1-2 | 2-2 | 1-2/3 | 1 | 2 | 1 | 0 | 1 | 5 | |
| Illinois (3/3) | N | 19 | 1-4 | 0-3 | 0-0 | 0-3/3 | 1 | 2 | 3 | 1 | 0 | 2 | |
| vs. Penn State (3/7) | N | 27 | 5-9 | 3-3 | 3-4 | 1-1/2 | 2 | 1 | 3 | 0 | 2 | 16 | |
| vs. Illinois (3/8) | N | 28 | 3-8 | 1-4 | 3-5 | 0-1/1 | 4 | 4 | 2 | 0 | 0 | 10 | |
| New Mexico (3/13) | Y | 28 | 0-0 | 0-0 | 2-2 | 1-3/4 | 2 | 6 | 0 | 0 | 2 | 2 | |
| Richmond (3/18) | Y | 27 | 2-5 | 0-3 | 2-2 | 0-1/1 | 5 | 5 | 3 | 0 | 0 | 6 | |
| Totals | | 19/31 | 787 | 64-174 | 26-92 | 49-64 | 19-48/67 | 78 | 146 | 58 | 10 | 43 | 203 |

BURLESON'S CAREER STATISTICS

| Season | Gp | Gs | Min | Avg | 3-POINT | | | | REBOUNDS | | | | P/PD | Pts | Avg | | | | |
|---------------|------------|-----------|-------------|-------------|----------------|------------|----------------|------------|----------------|-------------|-------------------|------------|------------|------------|-----------|------------|---------------|------------|------------|
| | | | | | Fg-Fga | Pct | Ft-Fta | Pct | O-D | Tot | Avg | Asst | | | | TO | Blk | ST | |
| 1998-99 | | | | | | | | | | | | | | | | | | | |
| 1999-2000 | 28 | 23 | 696 | 24.9 | 81-222 | 365 | 44-136 | 324 | 40-46 | .870 | 28-46/74 | 2.6 | 57 | 39 | 8 | 27 | 78/5 | 246 | 8.8 |
| 2000-01 | 31 | 10 | 655 | 21.1 | 62-164 | 378 | 41-108 | 380 | 31-47 | .660 | 16-38/54 | 1.7 | 77 | 49 | 5 | 32 | 64/4 | 196 | 6.3 |
| 2001-02 | 31 | 19 | 787 | 25.4 | 64-174 | 368 | 26-92 | 283 | 49-64 | .766 | 19-48/67 | 2.2 | 146 | 58 | 10 | 43 | 76/5 | 203 | 6.5 |
| 2002-03 | 17 | 16 | 492 | 28.9 | 39-104 | 375 | 23-65 | 362 | 25-39 | .641 | 8-45/53 | 3.1 | 81 | 50 | 14 | 28 | 49/2 | 126 | 7.4 |
| Career | 107 | 68 | 2630 | 24.6 | 247-660 | 374 | 134-401 | 334 | 149-196 | .760 | 71-177/248 | 2.3 | 361 | 196 | 37 | 130 | 289/16 | 771 | 7.2 |

KEVIN BURLISON

12 Guard • Sr. • 6-3 • 185 • Seattle, Wash. • O'Dea HS

2000-01 GAME-BY-GAME

| Opponent (Date) | Start | Min. | Fg-Fa | 3g-3a | Ftm-Fta | O-D/T | Pf. | Asst. | To. | Blk. | Stl. | Pts. | |
|--------------------------|--------------|--------------|------------|---------------|---------------|--------------|-----------------|-----------|-----------|-----------|----------|-----------|------------|
| UNCG (11/17) | N | 18 | 3-6 | 0-2 | 1-1 | 0-0/0 | 2 | 4 | 0 | 0 | 2 | 7 | |
| Georgia (11/19) | N | 18 | 3-5 | 1-3 | 3-4 | 0-1/1 | 3 | 2 | 2 | 0 | 3 | 10 | |
| vs. Hawaii Pac (11/24) | N | 27 | 2-3 | 2-3 | 0-0 | 1-2/3 | 3 | 3 | 4 | 0 | 0 | 6 | |
| vs. TCU (11/25) | N | 17 | 2-2 | 2-2 | 2-2 | 1-1/2 | 2 | 3 | 0 | 0 | 0 | 8 | |
| vs. Georgetown (11/26) | N | 20 | 0-4 | 0-1 | 0-0 | 0-3/3 | 1 | 3 | 1 | 0 | 0 | 0 | |
| at Florida State (11/29) | N | 18 | 4-5 | 2-3 | 0-1 | 0-0/0 | 1 | 2 | 1 | 0 | 0 | 10 | |
| Morris Brown (12/4) | N | 25 | 2-4 | 1-3 | 2-2 | 0-5/5 | 3 | 3 | 3 | 1 | 1 | 7 | |
| at Marquette (12/7) | N | 24 | 0-2 | 0-2 | 0-0 | 0-1/1 | 3 | 6 | 0 | 0 | 2 | 0 | |
| Bethune Cook (12/9) | N | 18 | 1-3 | 0-2 | 1-2 | 1-2/3 | 2 | 3 | 1 | 0 | 2 | 3 | |
| La Tech (12/12) | N | 16 | 0-2 | 0-0 | 0-0 | 0-0/0 | 2 | 4 | 2 | 0 | 0 | 0 | |
| Dartmouth (12/22) | N | 17 | 3-5 | 2-3 | 0-0 | 0-3/3 | 1 | 2 | 2 | 2 | 0 | 8 | |
| Nebraska (12/28) | N | 15 | 1-4 | 1-2 | 0-1 | 1-0/1 | 2 | 1 | 1 | 1 | 1 | 3 | |
| Centenary (12/30) | N | 14 | 3-4 | 3-4 | 5-6 | 0-1/1 | 3 | 2 | 2 | 0 | 1 | 14 | |
| at Illinois (1/3) | N | 10 | 0-3 | 0-2 | 0-0 | 0-0/0 | 5 | 0 | 1 | 0 | 1 | 0 | |
| Wisconsin (1/6) | N | 22 | 1-5 | 1-4 | 1-2 | 0-1/1 | 3 | 4 | 0 | 1 | 1 | 4 | |
| at Ohio State (1/13) | N | 21 | 3-7 | 2-6 | 4-5 | 0-2/2 | 5 | 3 | 2 | 0 | 2 | 12 | |
| Purdue (1/17) | N | 17 | 0-3 | 0-1 | 2-2 | 1-3/4 | 3 | 1 | 2 | 0 | 2 | 2 | |
| Indiana (1/20) | N | 10 | 1-3 | 0-1 | 0-0 | 0-1/1 | 0 | 1 | 1 | 0 | 1 | 2 | |
| Iowa (1/24) | Did Not Play | | | | | | | | | | | | |
| at Purdue (1/27) | N | 2 | 0-0 | 0-0 | 0-0 | 0-0/0 | 0 | 1 | 0 | 0 | 0 | 0 | |
| at Iowa (1/31) | N | 21 | 2-8 | 2-4 | 0-0 | 0-1/1 | 4 | 0 | 4 | 0 | 0 | 4 | |
| Ohio State (2/3) | N | 14 | 0-2 | 0-2 | 0-0 | 0-2/2 | 2 | 2 | 0 | 0 | 0 | 0 | |
| at Northwestern (2/6) | Y | 22 | 3-8 | 3-5 | 0-2 | 0-1/1 | 4 | 3 | 3 | 0 | 0 | 9 | |
| Michigan State (2/10) | Y | 37 | 4-7 | 3-5 | 5-7 | 1-1/2 | 5 | 4 | 1 | 0 | 2 | 16 | |
| Penn State (2/14) | Y | 20 | 1-8 | 1-5 | 0-0 | 1-0/1 | 2 | 3 | 4 | 0 | 0 | 3 | |
| at Michigan (2/17) | Y | 13 | 2-4 | 2-4 | 0-0 | 1-0/1 | 3 | 3 | 1 | 0 | 0 | 6 | |
| at Wisconsin (2/21) | Y | 30 | 5-9 | 4-8 | 0-1 | 0-2/2 | 2 | 4 | 2 | 0 | 2 | 14 | |
| at Indiana (2/28) | Y | 32 | 3-11 | 1-6 | 0-2 | 1-0/1 | 3 | 1 | 3 | 0 | 6 | 7 | |
| Illinois (3/4) | Y | 33 | 2-8 | 1-4 | 2-2 | 1-2/3 | 5 | 1 | 4 | 0 | 1 | 7 | |
| Purdue (3/8) | Y | 32 | 2-8 | 2-5 | 2-2 | 1-0/1 | 4 | 3 | 1 | 0 | 0 | 8 | |
| Villanova (3/14) | Y | 34 | 8-14 | 4-10 | 1-3 | 2-0/2 | 2 | 1 | 0 | 0 | 2 | 21 | |
| Tulsa (3/19) | Y | 37 | 1-7 | 1-5 | 0-0 | 3-3/6 | 4 | 4 | 1 | 0 | 3 | 3 | |
| Totals | | 10/31 | 655 | 62-164 | 41-108 | 71-93 | 16-38/54 | 84 | 77 | 49 | 5 | 32 | 196 |

1999-2000 GAME-BY-GAME

| Opponent (Date) | Start | Min. | Fg-Fa | 3g-3a | Ftm-Fta | O-D/T | Pf. | Asst. | To. | Blk. | Stl. | Pts. | |
|-----------------------|-------|--------------|------------|---------------|---------------|--------------|-----------------|-----------|-----------|-----------|----------|-----------|------------|
| UT-Arlington (11/20) | N | 19 | 5-10 | 4-7 | 2-2 | 2-4/6 | 2 | 1 | 3 | 0 | 1 | 16 | |
| Marquette (11/23) | Y | 23 | 1-4 | 0-3 | 3-4 | 0-2/2 | 3 | 1 | 1 | 1 | 1 | 5 | |
| Morehead St. (11/27) | Y | 29 | 3-5 | 2-4 | 3-4 | 0-2/2 | 3 | 7 | 1 | 1 | 3 | 11 | |
| Virginia (11/30) | Y | 34 | 2-8 | 1-5 | 4-5 | 0-4/4 | 1 | 2 | 2 | 1 | 0 | 9 | |
| Valparaiso (12/4) | Y | 24 | 1-5 | 1-5 | 1-2 | 0-0/0 | 2 | 1 | 0 | 0 | 0 | 4 | |
| Maine (12/11) | Y | 23 | 5-8 | 1-2 | 0-0 | 2-3/5 | 4 | 3 | 1 | 0 | 1 | 11 | |
| at Oregon (12/18) | Y | 28 | 3-7 | 2-5 | 4-4 | 1-3/4 | 1 | 3 | 2 | 0 | 2 | 12 | |
| Furman (12/23) | Y | 24 | 3-8 | 2-6 | 0-0 | 3-5/8 | 2 | 3 | 1 | 0 | 0 | 8 | |
| at Georgia (12/28) | Y | 24 | 2-6 | 1-4 | 0-0 | 2-0/2 | 2 | 1 | 1 | 0 | 5 | 5 | |
| at Nebraska (12/31) | Y | 29 | 8-16 | 5-11 | 2-2 | 1-1/2 | 4 | 4 | 3 | 0 | 0 | 23 | |
| Michigan (1/5) | Y | 20 | 5-12 | 0-5 | 2-2 | 0-2/2 | 3 | 1 | 2 | 0 | 1 | 12 | |
| at Ohio State (1/9) | Y | 24 | 2-9 | 1-6 | 0-0 | 1-1/2 | 5 | 0 | 2 | 1 | 1 | 5 | |
| Iowa (1/12) | Y | 21 | 2-6 | 1-4 | 3-3 | 1-1/2 | 5 | 0 | 1 | 0 | 1 | 8 | |
| at Indiana (1/15) | Y | 30 | 3-11 | 3-6 | 2-2 | 0-1/1 | 2 | 1 | 0 | 0 | 1 | 11 | |
| Purdue (1/19) | Y | 29 | 3-9 | 1-3 | 2-2 | 0-1/1 | 4 | 3 | 2 | 0 | 0 | 9 | |
| at Wisconsin (1/22) | Y | 21 | 0-5 | 0-3 | 0-0 | 0-1/1 | 5 | 0 | 3 | 0 | 0 | 0 | |
| at Penn State (1/26) | Y | 35 | 2-9 | 2-7 | 0-0 | 1-2/3 | 3 | 5 | 1 | 2 | 1 | 6 | |
| Northwestern (1/29) | Y | 21 | 2-6 | 2-5 | 2-2 | 2-2/4 | 3 | 1 | 2 | 0 | 0 | 8 | |
| at Illinois (2/2) | Y | 18 | 1-5 | 1-3 | 2-2 | 0-0/0 | 3 | 0 | 1 | 0 | 1 | 5 | |
| Wisconsin (2/5) | Y | 17 | 2-6 | 0-3 | 1-1 | 0-0/0 | 1 | 0 | 1 | 0 | 0 | 5 | |
| Indiana (2/9) | Y | 26 | 3-9 | 2-4 | 2-2 | 0-1/1 | 2 | 5 | 1 | 1 | 1 | 10 | |
| Illinois (2/17) | Y | 32 | 2-10 | 3-6 | 2-2 | 1-3/4 | 1 | 1 | 2 | 0 | 1 | 15 | |
| at Purdue (2/19) | Y | 29 | 3-13 | 1-6 | 1-2 | 3-1/4 | 4 | 3 | 1 | 0 | 2 | 8 | |
| at Seton Hall (2/23) | N | 23 | 2-8 | 1-7 | 0-0 | 2-0/2 | 1 | 0 | 4 | 0 | 0 | 5 | |
| at Iowa (2/27) | Y | 28 | 4-9 | 4-7 | 2-2 | 0-3/3 | 5 | 5 | 0 | 0 | 1 | 14 | |
| at Michigan St. (3/2) | N | 22 | 1-5 | 1-4 | 0-0 | 1-1/2 | 1 | 3 | 0 | 1 | 1 | 3 | |
| Ohio State (3/4) | N | 16 | 4-8 | 1-3 | 0-1 | 3-0/3 | 5 | 0 | 0 | 0 | 0 | 9 | |
| vs. Iowa (3/9) | N | 27 | 4-5 | 1-2 | 0-0 | 2-2/4 | 1 | 3 | 1 | 0 | 2 | 9 | |
| Totals | | 23/28 | 696 | 81-222 | 44-136 | 40-46 | 28-46/74 | 78 | 57 | 39 | 8 | 27 | 246 |

STEVE ESSELINK

31 Forward • Jr. • 6-6 • 195 • Hills, Minn. • Augustana/Hills-Beaver Creek HS

Last Two Games: Played three minutes at Penn State (1/29) • returned to the lineup vs. Northwestern (1/25) and played four minutes.

Notable: Sat out at Michigan (1/22) due to the broken finger • broke his finger before Wisconsin game and was forced to sit out vs. Michigan State (1/18) • came off the bench and scored five points in 15 minutes at Wisconsin (1/15) • started third straight game and scored two points in 12 minutes vs. Illinois (1/7) • started his second consecutive game, scored seven points and grabbed a career-high six boards in 15 minutes vs. Sacred Heart (1/4) • started his first game as a Golden Gopher and scored seven points in a career-high 24 minutes vs. Oral Roberts (1/1) • had a big steal and a big three down the stretch vs. Texas Tech (12/28), finished with five points and two steals in 15 minutes • scored a career-high 18 points, on 6-of-8 shooting from three-point range, had two rebounds and an assist in 17 minutes at Oregon (12/22) • also set career highs for field goals (6), three point attempts (8) and three pointers made (6) • scored 11 points, one point off his career high, and grabbed four rebounds in nine minutes vs. Fairleigh Dickinson (12/13) • also set career highs going 4-of-4 from the free-throw line • scored eight points, was 2-of-3 from three-point range, in 13 minutes vs. Bethune Cookman (12/6) • scored three points in three minutes vs. UNC Asheville (11/24) • has scored in double figures three times in his career.

CAREER HIGHS

Minutes: 24 vs. Oral Roberts (1/1/03)
Points: 18 at Oregon (12/22/02)
FG Attempts: 9 at Texas Tech (12/30/01)
FG Made: 6 at Oregon (12/22/02)
FT Attempts: 4 vs. Fairleigh Dickinson (12/13/02)
FT Made: 4 vs. Fairleigh Dickinson (12/13/02)
3-Point FG Attempts: 8 at Oregon (12/22/02)
3-Point FG Made: 6 at Oregon (12/22/02) (12/30/01)
Rebounds: 6 vs. Sacred Heart (1/4/03)
Assists: 4 at Texas Tech (12/30/01)
Steals: 3 vs. UNC-Asheville (11/21/01)
Blocks: 1 vs. Bethune Cookman (12/6/02)

2002-03 GAME-BY-GAME

| Opponent (Date) | Start | Min. | Fg-Fa | 3g-3a | Ftm-Fta | O-D/T | Pf. | Asst. | To. | Blk. | Stl. | Pts. |
|-------------------------|-------|------|--------------|-------|---------|-------|-----|-------|-----|------|------|------|
| UNC Asheville (11/24) | N | 3 | 1-2 | 1-2 | 0-0 | 0-2/2 | 2 | 0 | 0 | 0 | 0 | 3 |
| Georgia (11/30) | | | Did Not Play | | | | | | | | | |
| Georgia Tech (12/4) | | | Did Not Play | | | | | | | | | |
| Bethune Cookman (12/6) | N | 13 | 3-6 | 2-3 | 0-0 | 1-1/2 | 0 | 0 | 1 | 1 | 0 | 8 |
| at Nebraska (12/8) | N | 10 | 0-6 | 0-5 | 2-2 | 0-1/1 | 0 | 0 | 0 | 0 | 0 | 2 |
| Arkansas-LR (12/10) | N | 2 | 0-0 | 0-0 | 0-0 | 0-0/0 | 0 | 0 | 1 | 0 | 0 | 0 |
| Fair. Dickinson (12/13) | N | 9 | 3-7 | 1-1 | 4-4 | 2-2/4 | 2 | 1 | 1 | 0 | 1 | 11 |
| at Oregon (12/22) | N | 17 | 6-8 | 6-8 | 0-1 | 1-1/2 | 3 | 1 | 1 | 0 | 0 | 18 |
| Texas Tech (12/28) | N | 15 | 2-5 | 1-4 | 0-1 | 0-1/1 | 4 | 1 | 0 | 0 | 2 | 5 |
| Oral Roberts (1/1) | Y | 24 | 3-8 | 1-4 | 0-0 | 1-0/1 | 2 | 2 | 1 | 0 | 1 | 7 |
| Sacred Heart (1/4) | Y | 15 | 3-7 | 0-3 | 1-1 | 1-5/6 | 1 | 0 | 3 | 1 | 0 | 7 |
| Illinois (1/7) | Y | 12 | 1-5 | 0-3 | 0-0 | 1-0/1 | 0 | 0 | 1 | 1 | 0 | 2 |
| at Wisconsin (1/15) | N | 15 | 2-6 | 1-3 | 0-0 | 1-1/2 | 0 | 1 | 0 | 1 | 1 | 5 |
| Michigan State (1/18) | | | Did Not Play | | | | | | | | | |
| at Michigan (1/22) | | | Did Not Play | | | | | | | | | |
| Northwestern (1/25) | N | 4 | 0-1 | 0-0 | 0-0 | 1-0/1 | 0 | 0 | 0 | 0 | 0 | 0 |
| at Penn State (1/29) | N | 3 | 0-0 | 0-0 | 0-0 | 0-0/0 | 1 | 0 | 0 | 0 | 0 | 0 |

2001-02 GAME-BY-GAME

| Opponent (Date) | Start | Min. | Fg-Fa | 3g-3a | Ftm-Fta | O-D/T | Pf. | Asst. | To. | Blk. | Stl. | Pts. |
|--------------------------|-------|-------------|--------------|--------------|--------------|------------|-----------------|-----------|-----------|-----------|----------|----------|
| Mercer (11/17) | N | 13 | 0-3 | 0-3 | 0-0 | 1-2/3 | 0 | 2 | 2 | 0 | 0 | 0 |
| UNC-Asheville (11/21) | N | 10 | 1-6 | 0-2 | 0-0 | 1-0/1 | 1 | 1 | 0 | 0 | 3 | 2 |
| E. Washington (11/24) | N | 9 | 2-2 | 1-1 | 0-0 | 0-3/3 | 0 | 2 | 0 | 0 | 0 | 5 |
| at Wake Forest (11/27) | N | 1 | 0-0 | 0-0 | 0-0 | 0-0/0 | 0 | 0 | 0 | 0 | 0 | 0 |
| UT-Pan American | N | 5 | 0-0 | 0-0 | 0-0 | 0-0/0 | 0 | 0 | 0 | 0 | 1 | 0 |
| UNC-Wilmington (12/4) | N | | Did not play | | | | | | | | | |
| at Georgia (12/7) | N | 14 | 2-4 | 1-2 | 0-0 | 1-1/2 | 0 | 1 | 1 | 0 | 0 | 5 |
| Oregon (12/10) | N | 9 | 0-3 | 0-3 | 0-0 | 0-0/0 | 0 | 3 | 1 | 0 | 0 | 0 |
| Maryland-ES (12/13) | N | 14 | 5-5 | 2-2 | 0-0 | 0-1/1 | 0 | 2 | 2 | 0 | 1 | 12 |
| Nebraska (12/22) | N | 8 | 1-3 | 0-0 | 0-0 | 2-1/3 | 1 | 0 | 3 | 0 | 0 | 2 |
| at Texas Tech (12/30) | N | 21 | 2-9 | 2-6 | 1-2 | 0-1/1 | 2 | 4 | 1 | 0 | 0 | 7 |
| at Illinois (1/2) | N | 14 | 2-2 | 1-1 | 0-0 | 0-1/1 | 4 | 0 | 1 | 0 | 0 | 5 |
| Michigan State (1/5) | N | 7 | 0-2 | 0-1 | 0-0 | 0-0/0 | 1 | 1 | 0 | 0 | 0 | 0 |
| Michigan (1/9) | N | 5 | 0-0 | 0-0 | 0-0 | 0-0/0 | 0 | 2 | 1 | 0 | 0 | 0 |
| at Purdue (1/12) | N | 5 | 1-1 | 1-1 | 0-0 | 1-1/2 | 0 | 0 | 1 | 0 | 1 | 3 |
| at Wisconsin (1/16) | N | 4 | 0-0 | 0-0 | 0-0 | 0-0/0 | 0 | 0 | 2 | 0 | 0 | 0 |
| at Michigan (1/19) | N | 2 | 0-1 | 0-1 | 0-0 | 0-0/0 | 0 | 0 | 1 | 0 | 0 | 0 |
| Ohio State (1/26) | N | 1 | 0-0 | 0-0 | 0-0 | 0-0/0 | 0 | 0 | 0 | 0 | 0 | 0 |
| Penn State (1/30) | N | 11 | 2-2 | 0-0 | 0-0 | 1-0/1 | 1 | 3 | 1 | 0 | 1 | 4 |
| Indiana (2/2) | | | Did not play | | | | | | | | | |
| at Iowa (2/9) | N | 4 | 1-1 | 1-1 | 0-0 | 0-0/0 | 2 | 1 | 0 | 0 | 0 | 3 |
| at Northwestern (2/13) | N | 3 | 0-0 | 0-0 | 0-0 | 0-0/0 | 1 | 0 | 0 | 0 | 0 | 0 |
| Wisconsin (2/16) | N | 6 | 1-2 | 0-0 | 0-0 | 0-0/0 | 0 | 0 | 0 | 0 | 1 | 2 |
| at Michigan State (2/21) | N | 8 | 2-3 | 1-2 | 1-2 | 1-0/1 | 0 | 0 | 1 | 0 | 0 | 6 |
| at Penn State (2/23) | N | 11 | 2-4 | 1-2 | 0-0 | 0-0/0 | 2 | 1 | 3 | 0 | 1 | 5 |
| Northwestern (2/27) | N | 4 | 0-2 | 0-1 | 0-0 | 1-0/1 | 1 | 0 | 0 | 0 | 0 | 0 |
| Illinois (3/3) | N | 1 | 0-0 | 0-0 | 0-0 | 0-0/0 | 0 | 0 | 0 | 0 | 0 | 0 |
| vs. Penn State (3/7) | N | 8 | 1-1 | 0-0 | 0-0 | 0-0/0 | 0 | 2 | 0 | 0 | 0 | 2 |
| vs. Illinois (3/8) | N | 8 | 1-1 | 0-0 | 1-2 | 0-0/0 | 2 | 0 | 0 | 0 | 0 | 3 |
| New Mexico (3/13) | N | 5 | 0-0 | 0-0 | 1-2 | 0-1/1 | 0 | 1 | 2 | 0 | 0 | 1 |
| Richmond (3/18) | N | 5 | 0-3 | 0-2 | 0-0 | 1-0/1 | 0 | 0 | 1 | 0 | 0 | 0 |
| Totals | | 0/29 | 216 | 26-60 | 11-31 | 4-8 | 10-12/22 | 18 | 25 | 24 | 0 | 9 |

ESSELINK'S CAREER STATISTICS

| Season | Gp | Gs | Min | Avg | 3-POINT | | | | REBOUNDS | | | | | | | | | | |
|---------------|-----------|----------|------------|------------|---------------|-------------|--------------|-------------|--------------|-------------|-----------------|------------|-----------|-----------|----------|-----------|-------------|------------|------------|
| | | | | | Fg-Fga | Pct. | Ft-Fta | Pct. | O-D/Tot | Avg | Asst | TO | Blk | ST | P/D/0 | Pts | Avg | | |
| 2001-02 | 29 | 0 | 216 | 7.4 | 26-60 | .433 | 11-31 | .355 | 4-8 | .500 | 10-12/22 | 0.8 | 25 | 24 | 0 | 9 | 18/0 | 67 | 2.3 |
| 2002-03 | 13 | 4 | 142 | 10.9 | 24-61 | .393 | 13-36 | .361 | 7-9 | .778 | 10-12/22 | 1.7 | 6 | 9 | 4 | 5 | 14/0 | 68 | 5.2 |
| Career | 42 | 4 | 357 | 8.5 | 50-121 | .413 | 24-67 | .358 | 11-17 | .647 | 20-24/44 | 1.0 | 31 | 33 | 4 | 14 | 32/0 | 135 | 3.2 |

STAN GAINES

21 Forward • Fr. • 6-7 • 230 • Chicago, Ill. • Providence St. Mel HS

Last Two Games: Scored two points and had two steals in 12 minutes at Penn State (1/29) • returned to the lineup vs. Northwestern (1/25) playing four minutes.

Notable: Sat out at Michigan (1/22) due to a strained hamstring • had four points, two rebounds, two assists, two steals and a block in 13 minutes vs. Sacred Heart (1/4) • started his first career game vs. Oral Roberts (1/1) had two points and two boards in 17 minutes • had four points and four boards in 14 minutes at Oregon (12/22) • scored a career high seven points in a career high 19 minutes vs. Fairleigh Dickinson (12/13) • had two points and four rebounds in 13 minutes before fouling out at Nebraska (12/8) • had six points, five rebounds and two assists vs. Bethune Cookman (12/6) • had three points and five rebounds in 10 minutes vs. Georgia Tech (12/4) • scored six points and had three steals in 17 minutes vs. UNC Asheville (11/24) in first career game.

CAREER HIGHS

Minutes: 19 vs. Fairleigh Dickinson (12/13/02)
Points: 7 vs. Fairleigh Dickinson (12/13/02)
FG Attempts: 7 vs. UNC Asheville (11/24/02)
FG Made: 3 - two times; last vs. Bethune Cookman (12/6/02)
FT Attempts: 4 vs. Illinois (1/7/03)
FT Made: 3 vs. Illinois (1/7/03)
3-Point FG Attempts: 3 vs. Fair. Dickinson (12/13/02)
3-Point FG Made: 1 vs. Fair. Dickinson (12/13/02)
Rebounds: 5 - two times; last vs. Bethune Cookman (12/6/02)
Assists: 2 - two times; last vs. Fairleigh Dickinson (12/13/02)
Steals: 3 vs. UNC Asheville (11/24/02)
Blocks: 1 - three times; last at Wisconsin (1/15/03)

2002-03 GAME-BY-GAME

| Opponent (Date) | Start | Min. | Fg-Fa | 3g-3a | Ftm-Fta | O-D/T | Pf. | Asst. | To. | Blk. | Stl. | Pts. |
|-------------------------|-------|------|-------|-------|---------|-------|-----|-------|-----|------|------|------|
| UNC Asheville (11/24) | N | 17 | 3-7 | 0-1 | 0-0 | 2-1/3 | 4 | 1 | 1 | 0 | 3 | 6 |
| Georgia (11/30) | N | 9 | 0-0 | 0-0 | 1-2 | 1-1/2 | 0 | 0 | 2 | 0 | 0 | 1 |
| Georgia Tech (12/4) | N | 10 | 1-4 | 0-0 | 1-2 | 2-3/5 | 2 | 0 | 2 | 0 | 0 | 3 |
| Bethune Cookman (12/6) | N | 16 | 3-6 | 0-1 | 0-0 | 3-2/5 | 1 | 2 | 4 | 0 | 1 | 6 |
| at Nebraska (12/8) | N | 13 | 1-4 | 0-0 | 0-0 | 2-2/4 | 5 | 1 | 0 | 0 | 1 | 2 |
| Arkansas-LR (12/10) | N | 15 | 0-1 | 0-0 | 0-1 | 0-1/1 | 0 | 1 | 0 | 0 | 0 | 0 |
| Fair. Dickinson (12/13) | N | 19 | 3-5 | 1-3 | 0-0 | 1-1/2 | 0 | 2 | 0 | 1 | 0 | 7 |
| at Oregon (12/22) | N | 14 | 1-1 | 0-0 | 2-2 | 2-2/4 | 1 | 0 | 4 | 0 | 1 | 4 |
| Texas Tech (12/28) | N | 10 | 1-4 | 0-1 | 0-0 | 1-1/2 | 0 | 0 | 1 | 0 | 0 | 2 |
| Oral Roberts (1/1) | Y | 17 | 1-4 | 0-1 | 0-0 | 0-2/2 | 2 | 1 | 3 | 0 | 0 | 2 |
| Sacred Heart (1/4) | N | 13 | 1-1 | 0-0 | 2-4 | 1-1/2 | 0 | 2 | 2 | 1 | 2 | 4 |
| Illinois (1/7) | N | 0 | 0-0 | 0-0 | 3-4 | 1-0/1 | 2 | 0 | 0 | 0 | 0 | 3 |

| Opponent (Date) | Start | Min. | Fg-Fa | 3g-3a | Ftm-Fta | O-D/T | Pf. | Asst. | To. | Blk. | Stl. | Pts. |
|-----------------------|-------|------|-------|-------|---------|--------------|-----|-------|-----|------|------|------|
| at Wisconsin (1/15) | N | 10 | 0-2 | 0-0 | 2-4 | 0-1/1 | 1 | 0 | 0 | 1 | 2 | 2 |
| Michigan State (1/18) | N | 11 | 1-5 | 0-1 | 0-0 | 3-0/3 | 1 | 0 | 0 | 0 | 0 | 2 |
| at Michigan (1/22) | | | | | | Did Not Play | | | | | | |
| Northwestern (1/25) | N | 4 | 0-0 | 0-0 | 0-0 | 0-0/0 | 1 | 0 | 0 | 0 | 0 | 0 |
| at Penn State (1/29) | N | 12 | 1-1 | 0-0 | 0-0 | 0-0/0 | 3 | 0 | 2 | 0 | 2 | 2 |

BRENT LAWSON

34 G/F • So. • 6-4 • 200 • Maple Grove, Minn. • St. Francis (Pa.)/Maple Grove HS

Last Two Games: Missed second consecutive game with a sprained knee at Penn State (1/29) • sat out vs. Northwestern (1/25) due to a sprained knee.

Notable: Had two points and two assists and a steal in a Minnesota career-high 11 minutes vs. Sacred Heart (1/4) • had two points and two rebounds in four minutes at Oregon (12/22) • scored six points and grabbed four rebounds in 10 minutes vs. Fairleigh Dickinson (12/13) • played two minutes vs. Arkansas-Little Rock (12/10) • had five points in six minutes at Nebraska (12/8) • played seven minutes vs. Bethune Cookman (12/6) • sat out the exhibition season and the first game of the season vs. UNC Asheville (11/24) with a broken finger.

CAREER HIGHS*

Minutes: 11 vs. Sacred Heart (1/4/03)
Points: 6 vs. Fairleigh Dickinson (12/13/02)
FG Attempts: 3 - two times; last vs. Fairleigh Dickinson (12/13/02)
FG Made: 2 vs. Fairleigh Dickinson (12/13/02)
FT Attempts: 2 - three times; last at Oregon (12/22/02)
FT Made: 2 - three times; last at Oregon (12/22/02)
Rebounds: 4 vs. Fairleigh Dickinson (12/13/02)
Assists: 1 vs. Fairleigh Dickinson (12/13/02)
Steals: 1 - two times; last vs. Fairleigh Dickinson (12/13/02)
Blocks: na

* all highs recorded at Minnesota

2002-03 GAME-BY-GAME

| Opponent (Date) | Start | Min. | Fg-Fa | 3g-3a | Ftm-Fta | O-D/T | Pf. | Asst. | To. | Blk. | Stl. | Pts. |
|-----------------------|-------|------|-------|-------|---------|--------------|-----|-------|-----|------|------|------|
| Oral Roberts (1/1) | N | 2 | 0-0 | 0-0 | 0-0 | 0-0/0 | 0 | 0 | 0 | 0 | 0 | 0 |
| Sacred Heart (1/4) | N | 11 | 1-3 | 0-0 | 0-0 | 0-0/0 | 1 | 2 | 0 | 0 | 1 | 2 |
| Illinois (1/7) | N | 0+ | 0-0 | 0-0 | 0-0 | 0-0/0 | 0 | 0 | 0 | 0 | 0 | 0 |
| at Wisconsin (1/15) | N | 0+ | 0-1 | 0-0 | 0-0 | 0-0/0 | 0 | 0 | 0 | 0 | 0 | 0 |
| Michigan State (1/18) | N | 2 | 0-0 | 0-0 | 0-0 | 0-0/0 | 1 | 0 | 0 | 0 | 0 | 0 |
| at Michigan (1/22) | N | 3 | 0-0 | 0-0 | 0-0 | 0-0/0 | 2 | 0 | 0 | 0 | 0 | 0 |
| Northwestern (1/25) | | | | | | Did Not Play | | | | | | |
| at Penn State (1/29) | | | | | | Did Not Play | | | | | | |

LAWSON'S CAREER STATISTICS

| Season | Gp | Gt | Min | Avg | 3-POINT | | | REBOUNDS | | | TO | Blk | ST | Pf/Dg | Pts | Avg | | | |
|---------------|-----------|-----------|------------|-------------|---------------|-------------|--------------|-------------|--------------|-------------|-----------------|------------|-----------|-----------|----------|-----------|-------------|------------|------------|
| | | | | | Fg-Fga | Pct. | Pct. | O-D/Tot | Avg | Asst | | | | | | | | | |
| 2000-01* | 26 | 21 | 590 | 22.7 | 45-97 | .474 | 20-53 | .377 | 27-36 | .750 | 23-24/47 | 1.8 | 42 | 29 | 4 | 11 | 50/3 | 139 | 5.3 |
| 2002-03 | 11 | 0 | 47 | 4.3 | 4-12 | .333 | 1-4 | .250 | 6-6 | 1.000 | 3-4/7 | 0.6 | 3 | 6 | 0 | 3 | 10/0 | 15 | 1.4 |
| Career | 37 | 21 | 637 | 17.2 | 50-109 | .459 | 21-57 | .368 | 33-42 | .778 | 26-28/54 | 1.5 | 45 | 35 | 4 | 14 | 56/3 | 154 | 4.2 |

* at St. Francis (Pa.)

JEFF HAGEN

42 Center • So. • 6-11 • 265 • Minnetonka, Minn. • Hopkins HS

Last Two Games: Had four points and five rebounds in seven minutes at Penn State (1/29) • scored six points and blocked two shots in seven minutes vs. Northwestern (1/25).

Notable: Had three points, five boards and two assists in 20 minutes before fouling out vs. Michigan State (1/18) • had eight points, four rebounds and tied a career high with three assists in 20 minutes at Wisconsin (1/15) • scored a career-high 12 points and tied a career-high with nine rebounds, also had two blocks in 18 minutes vs. Sacred Heart (1/4) • started his first game of the season and set career-highs in rebounds (nine), assists (three), field goal attempts (seven), blocks (three) and minutes (20) to go along with seven points vs. Oral Roberts (1/1) • had two points and three rebounds in nine minutes at Oregon (12/22) • led team with a career-high seven rebounds, also had seven points and two blocks vs. Fairleigh Dickinson (12/13) • had four points, two boards and a block in five minutes vs. Arkansas-Little Rock (12/10) • played nine minutes and had four rebounds at Nebraska (12/8) • had two points, two rebounds, one block and one steal in 16 minutes vs. Bethune Cookman (12/6) • played a solid six minutes vs. Georgia Tech (12/4), scoring four points on 2-of-3 shooting • played nine minutes and grabbed two rebounds vs. UNC Asheville (11/24) • redshirted last season after playing as a walk-on true freshman • was awarded a scholarship in 2001-02.

CAREER HIGHS

Minutes: 20 - three times; last vs. Michigan State (1/18/03)
Points: 12 vs. Sacred Heart (1/4/03)
FG Attempts: 7 vs. Oral Roberts (1/1/03)
FG Made: 4 vs. Sacred Heart (1/4/03)
FT Attempts: 8 vs. UNC-Greensboro (11/17/00)
FT Made: 7 vs. UNC-Greensboro (11/17/00)
3-Point FG Attempts: 1 vs. Morris Brown (12/4/00)
3-Point FG Made: na
Rebounds: 9 - two times; last vs. Sacred Heart (1/4/03)
Assists: 3 - two times; last at Wisconsin (1/15/03)
Steals: 2 - two times; last vs. Purdue (3/8/01)
Blocks: 3 - three times; last vs. Oral Roberts (1/1/03)

2002-03 GAME-BY-GAME

| Opponent (Date) | Start | Min. | Fg-Fa | 3g-3a | Ftm-Fta | O-D/T | Pf. | Asst. | To. | Blk. | StL | Pts. |
|-------------------------|-------|------|-------|-------|---------|-------|-----|-------|-----|------|-----|------|
| UNC Asheville (11/24) | N | 9 | 0-1 | 0-0 | 0-0 | 0-2/2 | 2 | 0 | 0 | 0 | 0 | 0 |
| Georgia (11/30) | N | 4 | 0-0 | 0-0 | 0-0 | 0-0/0 | 0 | 0 | 0 | 0 | 0 | 0 |
| Georgia Tech (12/4) | N | 6 | 2-3 | 0-0 | 0-0 | 0-1/1 | 0 | 0 | 1 | 0 | 0 | 4 |
| Bethune Cookman (12/6) | N | 16 | 1-6 | 0-0 | 0-0 | 0-2/2 | 0 | 0 | 0 | 1 | 1 | 2 |
| at Nebraska (12/8) | N | 9 | 0-1 | 0-0 | 0-0 | 3-1/4 | 3 | 0 | 3 | 1 | 0 | 0 |
| Arkansas-LR (12/10) | N | 5 | 1-1 | 0-0 | 2-2 | 1-1/2 | 2 | 0 | 0 | 1 | 0 | 4 |
| Fair. Dickinson (12/13) | N | 10 | 2-4 | 0-0 | 3-4 | 2-5/7 | 2 | 0 | 1 | 2 | 0 | 7 |
| at Oregon (12/22) | N | 9 | 0-0 | 0-0 | 2-2 | 1-2/3 | 2 | 0 | 1 | 0 | 0 | 2 |
| Texas Tech (12/28) | N | 5 | 1-1 | 0-0 | 0-0 | 1-2/3 | 2 | 1 | 1 | 0 | 0 | 2 |
| Oral Roberts (1/1) | Y | 20 | 2-7 | 0-0 | 3-4 | 3-6/9 | 2 | 3 | 0 | 3 | 1 | 7 |
| Sacred Heart (1/4) | N | 18 | 4-6 | 0-0 | 4-4 | 3-6/9 | 1 | 1 | 2 | 2 | 1 | 12 |
| Illinois (1/7) | N | 7 | 1-1 | 0-0 | 2-2 | 0-0/0 | 5 | 0 | 0 | 0 | 0 | 4 |
| at Wisconsin (1/15) | N | 20 | 4-7 | 0-0 | 0-0 | 1-3/4 | 3 | 3 | 1 | 1 | 0 | 8 |
| Michigan State (1/18) | N | 20 | 1-1 | 0-0 | 1-3 | 0-5/5 | 5 | 2 | 3 | 0 | 0 | 3 |
| at Michigan (1/22) | N | 13 | 1-6 | 0-0 | 2-2 | 1-0/1 | 4 | 1 | 0 | 0 | 1 | 4 |
| Northwestern (1/25) | N | 7 | 2-2 | 0-0 | 2-3 | 0-0/0 | 3 | 1 | 0 | 2 | 0 | 6 |
| at Penn State (1/29) | N | 7 | 2-3 | 0-0 | 0-2 | 4-1/5 | 2 | 1 | 3 | 0 | 0 | 4 |

2000-01 GAME-BY-GAME

| Opponent (Date) | Start | Min. | Fg-Fa | 3g-3a | Ftm-Fta | O-D/T | Pf. | Asst. | To. | Blk. | StL | Pts. | |
|--------------------------|-------|-------------|------------|--------------|------------|--------------|-----------------|-----------|----------|----------|-----------|----------|-----------|
| UNCG (11/17) | N | 14 | 2-5 | 0-0 | 7-8 | 1-1/2 | 2 | 0 | 0 | 2 | 1 | 11 | |
| Georgia (11/19) | N | 7 | 1-1 | 0-0 | 0-0 | 0-1/1 | 0 | 0 | 0 | 0 | 0 | 2 | |
| vs. Hawaii Pac (11/24) | N | 2 | 0-0 | 0-0 | 0-0 | 0-0/0 | 0 | 0 | 0 | 0 | 0 | 0 | |
| vs. TCU (11/25) | | | | | | | | | | | | | |
| vs. Georgetown (11/26) | | | | | | | | | | | | | |
| at Florida State (11/29) | N | 1 | 0-0 | 0-0 | 0-0 | 0-0/0 | 1 | 0 | 1 | 0 | 0 | 0 | |
| Morris Brown (12/4) | N | 1 | 0-1 | 0-1 | 0-0 | 0-0/0 | 0 | 0 | 0 | 0 | 0 | 0 | |
| at Marquette (12/7) | | | | | | | | | | | | | |
| Bethune Cook (12/9) | N | 5 | 1-3 | 0-0 | 0-2 | 0-0/0 | 3 | 0 | 0 | 2 | 0 | 2 | |
| La Tech (12/12) | N | 6 | 0-0 | 0-0 | 0-0 | 0-0/0 | 1 | 0 | 1 | 0 | 1 | 0 | |
| Dartmouth (12/22) | N | 6 | 2-3 | 0-0 | 0-2 | 1-0/1 | 0 | 0 | 1 | 1 | 0 | 4 | |
| Nebraska (12/28) | N | 2 | 0-0 | 0-0 | 0-0 | 0-1/1 | 0 | 0 | 0 | 0 | 0 | 0 | |
| Centenary (12/30) | N | 11 | 2-2 | 0-0 | 1-2 | 1-1/2 | 1 | 0 | 1 | 1 | 0 | 5 | |
| at Illinois (1/3) | N | 7 | 0-1 | 0-0 | 0-2 | 1-1/2 | 2 | 0 | 0 | 1 | 0 | 0 | |
| Wisconsin (1/6) | | | | | | | | | | | | | |
| at Ohio State (1/13) | N | 1 | 1-1 | 0-0 | 0-0 | 0-0/0 | 0 | 0 | 0 | 0 | 0 | 2 | |
| Purdue (1/17) | N | 1 | 0-0 | 0-0 | 0-0 | 0-0/0 | 1 | 1 | 0 | 0 | 0 | 0 | |
| Indiana (1/20) | N | 3 | 0-1 | 0-0 | 0-0 | 0-1/1 | 2 | 1 | 0 | 0 | 1 | 0 | |
| Iowa (1/24) | | | | | | | | | | | | | |
| at Purdue (1/27) | N | 5 | 0-0 | 0-0 | 0-0 | 0-1/1 | 1 | 0 | 0 | 0 | 0 | 0 | |
| at Iowa (1/31) | N | 11 | 0-1 | 0-0 | 0-0 | 1-2/3 | 4 | 1 | 0 | 3 | 0 | 0 | |
| Ohio State (2/3) | N | 15 | 3-4 | 0-0 | 0-1 | 0-2/2 | 3 | 0 | 0 | 0 | 0 | 6 | |
| at Northwestern (2/6) | N | 13 | 1-1 | 0-0 | 0-0 | 0-3/3 | 0 | 1 | 0 | 0 | 1 | 2 | |
| Michigan State (2/10) | Y | 17 | 2-4 | 0-0 | 0-0 | 0-4/4 | 1 | 1 | 0 | 0 | 0 | 4 | |
| Penn State (2/14) | Y | 12 | 1-2 | 0-0 | 0-0 | 1-1/2 | 0 | 0 | 0 | 3 | 0 | 2 | |
| at Michigan (2/17) | N | 5 | 0-0 | 0-0 | 0-0 | 0-0/0 | 0 | 1 | 0 | 0 | 0 | 0 | |
| at Wisconsin (2/21) | | | | | | | | | | | | | |
| at Indiana (2/28) | N | 6 | 0-1 | 0-0 | 3-4 | 0-0/0 | 2 | 0 | 0 | 1 | 0 | 3 | |
| Illinois (3/4) | N | 14 | 0-0 | 0-0 | 0-1 | 2-1/3 | 2 | 0 | 0 | 0 | 2 | 0 | |
| Purdue (3/8) | N | 13 | 0-2 | 0-0 | 2-2 | 2-1/3 | 2 | 1 | 3 | 0 | 2 | 2 | |
| Villanova (3/14) | N | 10 | 2-2 | 0-0 | 1-1 | 1-0/1 | 2 | 0 | 1 | 0 | 1 | 5 | |
| Tulsa (3/19) | N | 6 | 0-2 | 0-0 | 0-0 | 0-0/0 | 1 | 0 | 0 | 1 | 0 | 0 | |
| Totals | | 2/26 | 194 | 18-37 | 0-1 | 14-25 | 11-21/32 | 31 | 7 | 8 | 15 | 9 | 50 |

HAGEN'S CAREER STATISTICS

| Season | Gp | Gt | Min | Avg | Fg-Fga | Pct | 3-POINT | | | REBOUNDS | | | | | | | | | |
|---------------|-----------|----------|------------|------------|--------------|------------|------------|-------------|--------------|------------|-----------------|------------|-----------|-----------|-----------|-----------|-------------|------------|------------|
| | | | | | | | Fg-Fga | Pct | Ft-Fta | Pct | O-D/Tot | Avg | Asst | TO | Blk | ST | Pf/Dq | Pts | Avg |
| 2000-01 | 26 | 2 | 194 | 7.5 | 18-37 | 486 | 0-1 | .000 | 14-25 | 560 | 11-21/32 | 1.2 | 7 | 8 | 15 | 9 | 31/0 | 50 | 1.9 |
| 2001-02 | | | | | | | Redshirted | | | | | | | | | | | | |
| 2002-03 | 17 | 1 | 185 | 10.9 | 24-50 | 480 | 0-0 | .000 | 21-28 | 750 | 20-37/57 | 3.4 | 13 | 16 | 13 | 4 | 38/2 | 69 | 4.1 |
| Career | 43 | 3 | 379 | 8.8 | 42-87 | 482 | 0-1 | .000 | 35-53 | 660 | 31-58/89 | 2.1 | 20 | 24 | 28 | 13 | 69/2 | 119 | 2.8 |

MAURICE HARGROW

11 Guard • So. • 6-4 • 193 • St. Paul, Minn. • Highland Park HS

Last Two Games: Had 13 points and a career-high five assists at Penn State (1/29) • had 19 points, four rebounds, three assists and two steals vs. Northwestern (1/25).

Notable: Had 10 points, six rebounds and a career-high four assists at Michigan (1/22) • had 11 points, five rebounds and three assists vs. Michigan State (1/18) • was 10-of-10 from the line and scored 10 points with four assists vs. Illinois (1/7) • had 11 points and three assists in 20 minutes vs. Sacred Heart (1/4) • recorded his first double-double of his career with 17 points and 10 rebounds vs. Oral Roberts (1/1), also had two assists and a career-high three steals • scored a career-high 24 points on 9-of-15 shooting (both career highs), had six boards and three assists in 41 minutes vs. Texas Tech (12/28) • had 12 points and four boards in 14 minutes vs. Fairleigh Dickinson (12/13) • played a career-high 42 minutes and scored 13 points and grabbed seven rebounds vs. Arkansas-Little Rock (12/10) • led team with 15 points, on 6-of-10 shooting at Nebraska (12/8) • scored 15 points, tied a career-high with eight rebounds in 26 minutes vs. Bethune Cookman (12/6) • played a then-career-high 36 minutes while battling the flu vs. Georgia Tech (12/4) • scored 10 points, grabbed five rebounds, had three assists (new career high), two steals and a block • led team with 15 points and eight rebounds in 32 minutes vs. Georgia (11/30) • scored a career-high 21 points vs. UNC Asheville (11/24) • established then-career-highs for FG made, FG attempts, FT attempts, FT made, rebounds and minutes in that game •

Milestones: Has scored in double figures 15 times this season and 16 times in his career • scored his 300th career point vs. Northwestern on Jan. 25, 2003.

CAREER HIGHS

Minutes: 42 vs. Arkansas-Little Rock (12/10/02)
Points: 24 vs. Texas Tech (12/28/02)
FG Attempts: 15 vs. Texas Tech (12/28/02)
FG Made: 9 vs. Texas Tech (12/28/02)
FT Attempts: 16 vs. Oral Roberts (1/1/03)
FT Made: 11 vs. Oral Roberts (1/1/03)
3-Point FG Attempts: 5 at Nebraska (12/8/02)
3-Point FG Made: 3 vs. Arkansas-Little Rock (12/10/02)
Rebounds: 10 vs. Oral Roberts (1/1/03)
Assists: 5 at Penn State (1/29/03)
Steals: 3 vs. Oral Roberts (1/1/03)
Blocks: 1 - four times; last vs. Georgia Tech (12/4/02)

2002-03 GAME-BY-GAME

| Opponent (Date) | Start | Min. | Fg-Fa | 3g-3a | Ftm-Fta | O-D/T | Pf. | Asst. | To. | Blk. | Stl. | Pts. |
|-------------------------|-------|------|-------|-------|---------|--------|-----|-------|-----|------|------|------|
| UNC Asheville (11/24) | N | 24 | 6-10 | 1-1 | 8-14 | 2-2/4 | 1 | 1 | 1 | 0 | 2 | 21 |
| Georgia (11/30) | Y | 32 | 5-8 | 1-1 | 4-6 | 0-8/8 | 2 | 2 | 0 | 1 | 0 | 15 |
| Georgia Tech (12/4) | Y | 36 | 4-13 | 1-3 | 1-2 | 1-4/5 | 1 | 3 | 0 | 1 | 2 | 10 |
| Bethune Cookman (12/6) | Y | 26 | 4-9 | 1-2 | 6-6 | 4-4/8 | 0 | 2 | 2 | 0 | 0 | 15 |
| at Nebraska (12/8) | Y | 29 | 6-10 | 2-5 | 1-1 | 1-4/5 | 2 | 0 | 3 | 0 | 0 | 15 |
| Arkansas-LR (12/10) | Y | 42 | 4-11 | 3-3 | 2-7 | 4-3/7 | 3 | 0 | 1 | 0 | 0 | 13 |
| Fair. Dickinson (12/13) | Y | 14 | 4-8 | 1-1 | 3-5 | 1-3/4 | 2 | 1 | 3 | 0 | 0 | 12 |
| at Oregon (12/22) | Y | 33 | 3-12 | 0-4 | 2-2 | 1-4/5 | 3 | 2 | 1 | 0 | 0 | 8 |
| Texas Tech (12/28) | Y | 41 | 9-15 | 2-4 | 4-4 | 2-4/6 | 5 | 3 | 1 | 0 | 1 | 24 |
| Oral Roberts (1/1) | Y | 32 | 3-9 | 0-4 | 11-16 | 4-6/10 | 1 | 2 | 1 | 0 | 3 | 17 |
| Sacred Heart (1/4) | Y | 20 | 5-7 | 1-1 | 0-0 | 0-1/1 | 0 | 3 | 2 | 0 | 0 | 11 |
| Illinois (1/7) | Y | 33 | 0-2 | 0-0 | 10-10 | 0-1/1 | 2 | 4 | 2 | 0 | 0 | 10 |
| at Wisconsin (1/15) | Y | 28 | 3-8 | 1-3 | 0-0 | 0-0/0 | 1 | 2 | 3 | 0 | 0 | 7 |
| Michigan State (1/18) | Y | 27 | 2-6 | 1-2 | 6-8 | 2-3/5 | 3 | 3 | 1 | 0 | 0 | 11 |
| at Michigan (1/22) | Y | 38 | 4-12 | 2-4 | 0-2 | 3-3/6 | 2 | 4 | 2 | 0 | 4 | 10 |
| Northwestern (1/25) | Y | 34 | 6-12 | 0-3 | 7-10 | 1-3/4 | 2 | 3 | 4 | 0 | 2 | 19 |
| at Penn State (1/29) | Y | 33 | 5-11 | 1-2 | 2-4 | 1-1/2 | 2 | 5 | 2 | 1 | 1 | 13 |

2001-02 GAME-BY-GAME

| Opponent (Date) | Start | Min. | Fg-Fa | 3g-3a | Ftm-Fta | O-D/T | Pf. | Asst. | To. | Blk. | Stl. | Pts. | |
|--------------------------|-------|-------------|------------|--------------|-------------|--------------|----------------|-----------|-----------|-----------|----------|----------|------------|
| Mercer (11/17) | N | 10 | 1-2 | 1-1 | 4-6 | 0-1/1 | 0 | 0 | 0 | 0 | 0 | 7 | |
| UNC-Asheville (11/21) | N | 11 | 5-6 | 1-1 | 0-0 | 0-2/2 | 0 | 1 | 1 | 0 | 1 | 11 | |
| E. Washington (11/24) | N | 11 | 1-2 | 0-0 | 0-0 | 1-2/3 | 1 | 0 | 1 | 0 | 0 | 2 | |
| at Wake Forest (11/27) | N | 4 | 0-0 | 0-0 | 0-0 | 0-0/0 | 0 | 0 | 0 | 0 | 0 | 0 | |
| UT-Pan American (12/1) | N | 7 | 1-4 | 0-1 | 2-2 | 1-2/3 | 0 | 0 | 0 | 0 | 0 | 4 | |
| UNC-Wilmington (12/4) | N | 13 | 2-5 | 1-1 | 0-0 | 0-1/1 | 1 | 1 | 0 | 0 | 0 | 5 | |
| at Georgia (12/7) | N | 14 | 3-7 | 1-2 | 0-0 | 1-2/3 | 0 | 0 | 1 | 1 | 1 | 7 | |
| Oregon (12/10) | | | | | | | | | | | | | |
| Maryland-ES (12/13) | | | | | | | | | | | | | |
| Nebraska (12/22) | N | 5 | 1-2 | 0-0 | 0-0 | 0-0/0 | 1 | 2 | 1 | 0 | 0 | 2 | |
| at Texas Tech (12/30) | N | 15 | 1-5 | 0-4 | 0-0 | 0-2/2 | 1 | 1 | 2 | 0 | 0 | 2 | |
| at Illinois (1/2) | N | 5 | 0-2 | 0-1 | 0-0 | 0-0/0 | 0 | 0 | 0 | 0 | 0 | 0 | |
| Michigan State (1/5) | | | | | | | | | | | | | |
| Michigan (1/9) | N | 10 | 2-2 | 0-0 | 2-4 | 0-1/1 | 1 | 0 | 1 | 0 | 0 | 6 | |
| at Purdue (1/12) | N | 7 | 1-2 | 0-0 | 0-0 | 0-0/0 | 0 | 1 | 1 | 0 | 0 | 2 | |
| at Wisconsin (1/16) | N | 4 | 1-1 | 0-0 | 1-2 | 1-0/1 | 0 | 0 | 0 | 0 | 0 | 3 | |
| at Michigan (1/19) | N | 12 | 1-1 | 1-1 | 2-2 | 0-3/3 | 1 | 0 | 0 | 0 | 0 | 5 | |
| Ohio State (1/26) | N | 14 | 2-3 | 0-0 | 2-2 | 0-1/1 | 1 | 0 | 2 | 0 | 0 | 6 | |
| Penn State (1/30) | N | 13 | 2-5 | 0-0 | 2-2 | 1-1/2 | 0 | 1 | 0 | 0 | 0 | 6 | |
| Indiana (2/2) | N | 12 | 4-4 | 0-0 | 1-2 | 0-0/0 | 2 | 0 | 0 | 0 | 0 | 9 | |
| at Iowa (2/9) | N | 7 | 0-0 | 0-0 | 1-2 | 0-1/1 | 2 | 2 | 3 | 0 | 0 | 1 | |
| at Northwestern (2/13) | N | 7 | 0-1 | 0-0 | 0-0 | 2-0/2 | 1 | 0 | 0 | 0 | 0 | 0 | |
| Wisconsin (2/16) | N | 18 | 2-4 | 0-1 | 2-2 | 1-1/2 | 2 | 2 | 1 | 0 | 1 | 6 | |
| at Michigan State (2/21) | N | 13 | 1-4 | 0-2 | 0-0 | 0-0/0 | 0 | 2 | 2 | 0 | 1 | 0 | |
| at Penn State (2/23) | N | 9 | 0-3 | 0-0 | 0-0 | 0-1/1 | 3 | 0 | 0 | 0 | 0 | 0 | |
| Northwestern (2/27) | N | 12 | 1-2 | 0-0 | 0-0 | 0-0/0 | 0 | 2 | 1 | 0 | 0 | 2 | |
| Illinois (3/3) | N | 4 | 0-2 | 0-1 | 0-0 | 0-0/0 | 1 | 1 | 1 | 0 | 0 | 0 | |
| vs. Penn State (3/7) | N | 8 | 0-3 | 0-1 | 1-2 | 0-0/0 | 0 | 0 | 1 | 0 | 1 | 1 | |
| vs. Illinois (3/8) | N | 6 | 2-2 | 0-0 | 2-2 | 0-0/0 | 0 | 0 | 0 | 0 | 1 | 6 | |
| New Mexico (3/13) | N | 15 | 2-4 | 0-1 | 1-1 | 0-2/2 | 0 | 2 | 2 | 0 | 1 | 5 | |
| Richmond (3/18) | N | 11 | 0-3 | 0-1 | 0-0 | 1-1/2 | 0 | 1 | 1 | 1 | 0 | 0 | |
| Totals | | 0/28 | 280 | 36-81 | 5-19 | 23-31 | 9-24/33 | 16 | 19 | 22 | 2 | 7 | 100 |

HARGROW'S CAREER STATISTICS

| Season | Gp | Gs | Min | Avg | 3-POINT | | | | REBOUNDS | | | | | | | | | | |
|---------------|-----------|-----------|------------|-------------|----------------|-------------|--------------|-------------|---------------|-------------|------------------|------------|-----------|-----------|----------|-----------|-------------|------------|------------|
| | | | | | Fg-Fga | Pct. | Ft-Fta | Pct. | O-D/Tot | Avg | Asst | TO | Blk | ST | Pf/Dq | Pts | Avg | | |
| 2001-02 | 28 | 0 | 280 | 10.0 | 36-81 | .444 | 5-19 | .263 | 23-31 | .742 | 9-24/33 | 1.2 | 19 | 22 | 2 | 7 | 16/0 | 100 | 3.6 |
| 2002-03 | 17 | 16 | 522 | 30.7 | 73-163 | .448 | 18-43 | .419 | 67-97 | .691 | 27-54/81 | 4.8 | 40 | 28 | 3 | 15 | 32/1 | 231 | 13.6 |
| Career | 45 | 16 | 802 | 17.8 | 109-244 | .447 | 23-62 | .371 | 90-127 | .709 | 36-78/114 | 2.5 | 59 | 50 | 5 | 22 | 48/1 | 331 | 7.4 |

JERRY HOLMAN

40 F/C • Sr. • 6-10 • 225 • St. Paul, Minn. • Mpls. Community & Tech Coll./Humboldt HS

Last Two Games: Had 10 points and six rebounds in 24 minutes at Penn State (1/29) • recorded his first double-double of his career with 10 points and 11 boards vs. Northwestern (1/25).

Notable: Had seven points and tied a career-high with nine rebounds vs. Sacred Heart (1/4) • had eight points and six rebounds in 19 minutes coming off the bench vs. Oral Roberts (1/1) • had eight points, six rebounds and two blocks vs. Texas Tech (12/28) • scored 17 points, on 8-of-8 shooting, grabbed five boards and blocked two shots in 29 minutes at Oregon (12/22) • had 11 points, six rebounds and set a new career-high with five blocks vs. Arkansas-Little Rock (12/10) • had 13 points, six rebounds and four blocks at Nebraska (12/8) • had 15 points, a career-high nine rebounds, three blocks and two steals vs. Bethune Cookman (12/6) • led the team with 21 points, on 8-of-12 shooting, seven rebounds, three assists, and three blocks vs. Georgia Tech (12/4) • had nine points and seven rebounds in 30 minutes before fouling out for the second straight game vs. Georgia (11/30/02) • played only 13 minutes before fouling out with five points vs. UNC Asheville (11/24).

Milestones: Scored his 400th career point vs. Illinois (1/7/03) • has scored in double figures eight times this season and 19 times in his career • Minnesota is 15-4 when Holman scores in double figures.

CAREER HIGHS

Minutes: 33 vs. Northwestern (1/25/03)
Points: 22 vs. New Mexico (3/13/02)
FG Attempts: 13 vs. Bethune Cookman (12/6/02)
FG Made: 9 vs. New Mexico (3/13/02)
FT Attempts: 7 - two times; last vs. New Mexico (3/13/02)
FT Made: 5 - four times; last vs. Georgia Tech (12/4/02)
Rebounds: 11 vs. Northwestern (1/25/03)
Assists: 4 at Northwestern (2/13/02)
Steals: 2 - six times; last vs. Bethune Cookman (12/6/02)
Blocks: 5 vs. Arkansas-Little Rock (12/10/02)

2002-03 GAME-BY-GAME

| Opponent (Date) | Start | Min. | Fg-Fa | 3g-3a | Ftm-Fta | O-D/T | Pf. | Asst. | To. | Blk. | Stl. | Pts. |
|-------------------------|-------|------|-------|-------|---------|--------|-----|-------|-----|------|------|------|
| UNC Asheville (11/24) | Y | 13 | 1-2 | 0-0 | 3-4 | 2-0/2 | 5 | 1 | 0 | 3 | 0 | 5 |
| Georgia (11/30) | Y | 30 | 3-7 | 0-0 | 3-4 | 3-4/7 | 5 | 0 | 1 | 1 | 0 | 9 |
| Georgia Tech (12/4) | Y | 26 | 8-12 | 0-0 | 5-6 | 2-5/7 | 3 | 3 | 3 | 3 | 0 | 21 |
| Bethune Cookman (12/6) | Y | 26 | 6-13 | 0-0 | 3-3 | 6-3/9 | 3 | 1 | 2 | 3 | 2 | 15 |
| at Nebraska (12/8) | Y | 27 | 5-10 | 0-0 | 3-5 | 3-3/6 | 4 | 0 | 1 | 4 | 1 | 13 |
| Arkansas-LR (12/10) | Y | 28 | 5-7 | 0-0 | 1-3 | 4-2/6 | 2 | 1 | 2 | 5 | 0 | 11 |
| Fair. Dickinson (12/13) | Y | 20 | 3-4 | 0-0 | 2-4 | 1-5/6 | 1 | 0 | 1 | 3 | 0 | 12 |
| at Oregon (12/22) | Y | 29 | 8-8 | 0-0 | 1-2 | 4-1/5 | 4 | 1 | 2 | 2 | 1 | 17 |
| Texas Tech (12/28) | Y | 37 | 4-6 | 0-0 | 0-0 | 2-4/6 | 4 | 1 | 6 | 2 | 0 | 8 |
| Oral Roberts (1/1) | N | 19 | 3-5 | 0-0 | 2-2 | 3-3/6 | 4 | 1 | 0 | 1 | 1 | 8 |
| Sacred Heart (1/4) | Y | 19 | 3-6 | 0-0 | 1-3 | 5-4/9 | 1 | 0 | 4 | 1 | 0 | 7 |
| Illinois (1/7) | Y | 14 | 2-2 | 0-0 | 2-2 | 2-2/4 | 5 | 0 | 2 | 0 | 1 | 6 |
| at Wisconsin (1/15) | Y | 16 | 1-5 | 0-0 | 0-0 | 1-1/2 | 2 | 1 | 1 | 0 | 1 | 2 |
| Michigan State (1/18) | Y | 12 | 0-3 | 0-0 | 2-2 | 0-4/4 | 3 | 1 | 1 | 1 | 1 | 2 |
| at Michigan (1/22) | Y | 14 | 2-3 | 0-0 | 0-0 | 0-1/1 | 5 | 1 | 2 | 1 | 1 | 4 |
| Northwestern (1/25) | Y | 33 | 4-5 | 0-0 | 2-4 | 6-5/11 | 3 | 2 | 2 | 1 | 0 | 10 |
| at Penn State (1/29) | Y | 24 | 4-7 | 0-0 | 2-2 | 2-4/6 | 4 | 0 | 0 | 0 | 0 | 10 |

2001-02 GAME-BY-GAME

| Opponent (Date) | Start | Min. | Fg-Fa | 3g-3a | Ftm-Fta | O-D/T | Pf. | Asst. | To. | Blk. | Stl. | Pts. | |
|--------------------------|-------|--------------|------------|----------------|------------|--------------|------------------|-----------|-----------|-----------|-----------|-----------|------------|
| Mercer (11/17) | N | 18 | 6-8 | 0-0 | 5-6 | 4-2/6 | 2 | 1 | 2 | 0 | 1 | 17 | |
| UNC-Asheville (11/21) | N | 21 | 7-10 | 0-0 | 0-0 | 1-5/6 | 3 | 1 | 3 | 1 | 2 | 14 | |
| E. Washington (11/24) | N | 20 | 6-9 | 0-0 | 2-4 | 1-2/3 | 4 | 0 | 3 | 1 | 2 | 14 | |
| at Wake Forest (11/27) | N | 26 | 2-4 | 0-0 | 0-0 | 2-5/7 | 3 | 1 | 0 | 1 | 2 | 4 | |
| UT-Pan American (12/1) | N | 21 | 4-9 | 0-0 | 0-0 | 0-1/1 | 3 | 1 | 0 | 2 | 1 | 8 | |
| UNC-Wilmington (12/4) | N | 18 | 2-5 | 0-0 | 0-1 | 1-3/4 | 1 | 0 | 3 | 4 | 0 | 4 | |
| at Georgia (12/7) | N | 23 | 1-8 | 0-0 | 5-6 | 2-2/4 | 2 | 1 | 3 | 2 | 0 | 7 | |
| Oregon (12/10) | N | 18 | 2-4 | 0-0 | 0-0 | 2-1/3 | 1 | 1 | 2 | 1 | 2 | 4 | |
| Maryland-ES (12/13) | N | 26 | 5-8 | 0-0 | 5-7 | 6-2/8 | 1 | 2 | 1 | 2 | 0 | 15 | |
| Nebraska (12/22) | N | 14 | 2-3 | 0-0 | 1-2 | 1-2/3 | 3 | 1 | 1 | 0 | 0 | 5 | |
| at Texas Tech (12/30) | Y | 16 | 1-8 | 0-0 | 0-0 | 1-1/2 | 5 | 0 | 2 | 0 | 0 | 2 | |
| at Illinois (1/2) | N | 23 | 5-8 | 0-0 | 0-0 | 1-1/2 | 4 | 1 | 1 | 0 | 0 | 10 | |
| Michigan State (1/5) | N | 23 | 6-7 | 0-0 | 4-5 | 1-2/3 | 2 | 0 | 0 | 1 | 1 | 16 | |
| Michigan (1/9) | N | 30 | 6-9 | 0-0 | 0-0 | 2-1/3 | 1 | 3 | 2 | 3 | 0 | 12 | |
| at Purdue (1/12) | N | 19 | 1-3 | 0-0 | 0-0 | 0-1/1 | 1 | 1 | 1 | 1 | 0 | 2 | |
| at Wisconsin (1/16) | N | 17 | 2-3 | 0-0 | 0-1 | 0-3/3 | 2 | 0 | 3 | 0 | 0 | 4 | |
| at Michigan (1/19) | N | 12 | 3-6 | 0-0 | 0-0 | 2-1/3 | 4 | 0 | 0 | 0 | 1 | 6 | |
| Ohio State (1/26) | Y | 28 | 5-9 | 0-0 | 2-2 | 0-4/4 | 3 | 2 | 1 | 3 | 0 | 12 | |
| Penn State (1/30) | Y | 25 | 6-11 | 0-0 | 2-2 | 2-6/8 | 4 | 2 | 2 | 3 | 0 | 14 | |
| Indiana (2/2) | Y | 21 | 4-5 | 0-0 | 0-0 | 0-3/3 | 2 | 1 | 1 | 1 | 1 | 8 | |
| at Iowa (2/9) | Y | 24 | 3-6 | 0-0 | 2-5 | 0-2/2 | 4 | 0 | 2 | 0 | 2 | 9 | |
| at Northwestern (2/13) | Y | 32 | 3-5 | 0-0 | 0-2 | 0-3/3 | 3 | 4 | 0 | 3 | 0 | 6 | |
| Wisconsin (2/16) | Y | 27 | 7-10 | 0-0 | 3-6 | 0-3/3 | 3 | 0 | 2 | 2 | 0 | 17 | |
| at Michigan State (2/21) | Y | 15 | 3-4 | 0-0 | 0-1 | 0-1/1 | 3 | 2 | 0 | 0 | 0 | 6 | |
| at Penn State (2/23) | Y | 18 | 3-9 | 0-0 | 1-4 | 1-5/6 | 3 | 1 | 1 | 2 | 0 | 7 | |
| Northwestern (2/27) | Y | 26 | 2-3 | 0-0 | 0-0 | 0-5/5 | 3 | 1 | 5 | 4 | 0 | 4 | |
| Illinois (3/3) | Y | 24 | 4-12 | 0-0 | 1-2 | 1-1/2 | 1 | 0 | 0 | 2 | 0 | 9 | |
| vs. Penn State (3/7) | Y | 27 | 5-5 | 0-0 | 0-2 | 1-5/6 | 3 | 2 | 1 | 0 | 1 | 10 | |
| vs. Illinois (3/8) | Y | 14 | 1-3 | 0-0 | 0-0 | 0-1/1 | 5 | 0 | 0 | 0 | 0 | 2 | |
| New Mexico (3/13) | N | 19 | 9-12 | 0-0 | 4-7 | 4-3/7 | 2 | 1 | 0 | 1 | 2 | 22 | |
| Richmond (3/18) | N | 22 | 2-7 | 0-0 | 0-0 | 2-6/8 | 1 | 1 | 3 | 2 | 1 | 4 | |
| Totals | | 13/31 | 667 | 118-213 | 0-0 | 37-65 | 38-83/121 | 82 | 31 | 45 | 43 | 17 | 273 |

HOLMAN'S CAREER STATISTICS

| Season | Gp | Gt | Min | Avg | 3-POINT | | | | REBOUNDS | | | | | | | | | | |
|---------------|-----------|-----------|-------------|-------------|----------------|-------------|------------|-------------|---------------|-------------|-------------------|------------|-----------|-----------|-----------|-----------|--------------|------------|------------|
| | | | | | Fg-Fga | Pct. | Ft-Fta | Pct. | O-D/T | Blk. | Stl. | Pf/Dq | Pts | Avg | | | | | |
| 2001-02 | 31 | 13 | 667 | 21.5 | 118-213 | .554 | 0-0 | .000 | 37-65 | 569 | 38-83/121 | 3.9 | 31 | 45 | 43 | 17 | 82/72 | 273 | 8.8 |
| 2002-03 | 17 | 16 | 387 | 22.8 | 62-105 | .590 | 0-0 | .000 | 32-46 | 696 | 46-51/97 | 5.7 | 14 | 30 | 31 | 9 | 58/4 | 156 | 9.2 |
| Career | 48 | 29 | 1054 | 21.9 | 176-311 | .566 | 0-0 | .000 | 69-111 | .621 | 84-134/218 | 4.5 | 45 | 75 | 74 | 26 | 140/6 | 429 | 8.9 |

BEN JOHNSON

22 Guard • Jr. • 6-3 • 185 • Minneapolis, Minn. • Northwestern/DeLaSalle HS

Last Two Games: Scored six points and had two steals in 17 minutes at Penn State (1/29) • had four points and two rebounds in 15 minutes vs. Northwestern (1/25).

Notable: Had five points and two assists in 24 minutes vs. Michigan State (1/18) • had nine points, was 6-of-7 from the line, and grabbed four rebounds in 26 minutes off the bench vs. Illinois (1/7) • had seven points in 19 minutes coming off the bench vs. Oral Roberts (1/1) • had seven points and a Minnesota-best six assists vs. Texas Tech (12/28) • scored a Minnesota career-best 16 points - made a career-high four three pointers grabbed six rebounds, dished out four assists and had three steals vs. Fairleigh Dickinson (12/13) • scored 14 points, was 2-of-3 from three-point range, and had two steals in 35 minutes vs. Arkansas-Little Rock (12/10) • had seven points, three rebounds and two steals vs. Georgia Tech (12/4/02) • had 11 points, six rebounds and four assists in 34 minutes vs. Georgia (11/30/02) • grabbed a career-best 10 rebounds vs. UNC Asheville (11/24) in his first start as a Golden Gopher.

Milestones: Has scored in double figures three times in his career at Minnesota • recorded his 200th-career rebound (including NU) vs. Georgia (11/30/02).

CAREER HIGHS

Minutes: 40, twice; last vs. Illinois (1/17/01)*
Points: 26 vs. Purdue (2/12/00)*
FG Attempts: 18 vs. Arkansas-Little Rock (11/18/00)*
FG Made: 9 vs. Purdue (2/12/00)*
FT Attempts: 13 vs. Jacksonville (12/14/99)*
FT Made: 11 vs. Pepperdine (1/8/00)*
3-Point FG Attempts: 9 vs. Penn State (1/13/00)*
3-Point FG Made: 4 vs. Fairleigh Dickinson (12/13/02)
Rebounds: 10 vs. UNC Asheville (11/24/02)
Assists: 10 vs. Penn State (2/21/01)*
Steals: 5 at Illinois (2/3/01)*
Blocks: 2 vs. Mississippi State (11/28/99)*
** at Northwestern*

2002-03 GAME-BY-GAME

| Opponent (Date) | Start | Min. | Fg-Fa | 3g-3a | Ftm-Fta | O-D/T | Pf. | Asst. | To. | Blk. | Stl. | Pts. |
|-------------------------|-------|------|-------|-------|---------|--------|-----|-------|-----|------|------|------|
| UNC Asheville (11/24) | Y | 29 | 2-8 | 0-1 | 0-0 | 1-9/10 | 2 | 2 | 2 | 0 | 0 | 4 |
| Georgia (11/30) | Y | 34 | 3-7 | 0-2 | 5-6 | 1-5/6 | 0 | 4 | 1 | 1 | 1 | 11 |
| Georgia Tech (12/4) | Y | 35 | 3-8 | 1-2 | 0-0 | 0-3/3 | 3 | 1 | 4 | 0 | 2 | 7 |
| Bethune Cookman (12/6) | Y | 31 | 2-5 | 1-1 | 2-3 | 1-3/4 | 2 | 2 | 2 | 0 | 1 | 7 |
| at Nebraska (12/8) | Y | 26 | 1-5 | 0-1 | 0-0 | 1-3/4 | 3 | 3 | 3 | 0 | 1 | 2 |
| Arkansas-LR (12/10) | Y | 35 | 5-11 | 2-3 | 2-3 | 1-2/3 | 0 | 1 | 3 | 0 | 2 | 14 |
| Fair. Dickinson (12/13) | Y | 28 | 5-7 | 4-5 | 2-2 | 0-6/6 | 2 | 4 | 2 | 0 | 3 | 16 |
| at Oregon (12/22) | Y | 19 | 1-4 | 1-2 | 0-0 | 0-3/3 | 2 | 1 | 1 | 0 | 0 | 3 |
| Texas Tech (12/28) | N | 26 | 2-5 | 1-2 | 2-2 | 0-0/0 | 2 | 6 | 3 | 0 | 1 | 7 |
| Oral Roberts (1/1) | N | 19 | 2-4 | 0-2 | 3-4 | 0-0/0 | 3 | 1 | 4 | 0 | 0 | 7 |
| Sacred Heart (1/4) | N | 20 | 0-2 | 0-1 | 0-0 | 1-1/2 | 1 | 5 | 0 | 0 | 2 | 0 |
| Illinois (1/7) | N | 26 | 1-5 | 1-2 | 6-7 | 1-3/4 | 0 | 0 | 1 | 0 | 0 | 9 |
| at Wisconsin (1/15) | Y | 19 | 0-2 | 0-0 | 0-0 | 0-2/2 | 1 | 2 | 2 | 0 | 1 | 0 |
| Michigan State (1/18) | N | 24 | 2-6 | 0-2 | 1-2 | 0-1/1 | 1 | 2 | 2 | 0 | 1 | 5 |
| at Michigan (1/22) | N | 21 | 0-3 | 0-2 | 0-0 | 0-1/1 | 2 | 0 | 1 | 0 | 0 | 0 |
| Northwestern (1/25) | N | 15 | 2-2 | 0-0 | 0-0 | 2-0/2 | 1 | 1 | 1 | 0 | 0 | 4 |
| at Penn State (1/29) | N | 17 | 3-3 | 0-0 | 0-0 | 0-0/0 | 2 | 0 | 1 | 0 | 2 | 6 |

JOHNSON'S CAREER STATISTICS

| Season | Gp | Gs | Min | Avg | 3-POINT | | | | REBOUNDS | | | | | | | | | | |
|---------------|------------|-----------|-------------|-------------|----------------|-------------|---------------|-------------|----------------|-------------|-------------------|------------|------------|------------|-----------|-----------|--------------|------------|-------------|
| | | | | | Fg-Fga | Pct. | Ft-Fta | Pct. | O-D/Tot | Avg | Asst | TO | Blk | ST | Pf/Dn | Pts | Avg | | |
| 1999-00* | 30 | 30 | 988 | 32.9 | 118-333 | .354 | 37-106 | .349 | 76-91 | .835 | 15-71/86 | 2.9 | 73 | 101 | 6 | 24 | 64/1 | 349 | 11.6 |
| 2000-01* | 30 | 30 | 958 | 31.9 | 121-293 | .413 | 28-90 | .311 | 50-64 | .781 | 36-65/101 | 3.4 | 74 | 47 | 3 | 27 | 53/0 | 320 | 10.7 |
| 2001-02 | Redshirted | | | | | | | | | | | | | | | | | | |
| 2002-03 | 17 | 9 | 424 | 24.9 | 34-87 | .391 | 11-28 | .393 | 23-29 | .793 | 9-42/51 | 3.2 | 35 | 33 | 1 | 17 | 27/0 | 102 | 6.0 |
| Career | 77 | 69 | 2370 | 30.8 | 273-713 | .383 | 76-224 | .339 | 149-184 | .810 | 60-178/238 | 3.1 | 182 | 181 | 10 | 68 | 144/1 | 771 | 10.0 |

*at Northwestern

RICK RICKERT

1/4 Forward • So. • 6-11 • 216 • Duluth, Minn. • Duluth East HS

Last Two Games: Hit four free throws down the stretch (two with 7.8 seconds left) that proved to be the difference at Penn State (1/29); finished with 13 points, six rebounds and three blocks • had 11 points, nine rebounds and two blocks in 35 minutes vs. Northwestern (1/25).

Notable: Scored 15 points and grabbed eight rebounds in 28 minutes at Michigan (1/22) • scored 21 points, on 7-of-13 shooting, had six rebounds, two assists, two blocks in 33 minutes vs. Michigan State (1/18) • led team with 14 points in 25 minutes at Wisconsin (1/15) • came off the bench for the first time in his Gopher career and had 15 points and nine rebounds in 27 minutes vs. Oral Roberts • scored 22 points, grabbed a career-best 11 rebounds, and tied a career-best playing 39 minutes vs. Texas Tech (12/28) • battled foul trouble and scored eight points and grabbed six boards in only 15 minutes at Oregon (12/22) • bounced back from illness and scored 25 points, on 7-of-12 shooting, and grabbed seven boards vs. Arkansas-Little Rock (12/10) in a career-high 39 minutes • still feeling the effects of the flu at Nebraska (12/8), he was held scoreless and played only 17 minutes • sat out the first game of his college career with the flu vs. Bethune Cookman (12/6) • hit a turnaround 10-foot jumper with :10 left to beat Georgia Tech (12/4) • had 17 points on 5-of-8 shooting, 2-of-2 from three-point range and 5-of-5 from the line, also grabbed seven boards • had 12 points, five rebounds, three blocks and three steals in 34 minutes vs. Georgia (11/30/02) • led team with 26 points, was a career-best 5-of-6 from three-point range, in 32 minutes vs. UNC Asheville (11/24) • preseason Playboy All-American • preseason Third Team All-American by Basketball News • preseason Second Team All-American by the College Basketball News

Milestones: First Big Ten Freshman of the Year in school history • most points by a freshman (441) in a season in Minnesota basketball history • averaged 14.2 points per game, the most by a freshman in school history • was the first Minnesota player to have three straight 20-point games (1/30/02-2/9/02) since Quincy Lewis had 10 straight in 1999-2000 • scored his 500th career point vs. Arkansas-Little Rock (12/10/02) • has scored 20 or more points 10 times in his career (Gophers are 9-1) • has scored in double figures 35 times in 47 games as a Golden Gopher.

CAREER HIGHS

Minutes: 39 - two times; last vs. Texas Tech (12/28/02)
Points: 28 vs. Oregon (12/10/01)
FG Attempts: 21 vs. Texas Tech (12/28/02)
FG Made: 11 vs. Oregon (12/10/01)
FT Attempts: 11 vs. UNC Asheville (11/24/02)
FT Made: 8 at Iowa (2/9/02)
3-Point FG Attempts: 6 - seven times; last vs. Michigan State (1/18/03)
3-Point FG Made: 5 vs. UNC Asheville (11/24/02)
Rebounds: 11 vs. Texas Tech (12/28/02)
Assists: 5 vs. Wisconsin (2/16/02)
Steals: 3 vs. Georgia (11/30/02)
Blocks: 5 - two times; last vs. Northwestern (2/27/02)

2002-03 GAME-BY-GAME

| Opponent (Date) | Start | Min. | Fg-Fa | 3g-3a | Ftm-Fta | O-D/T | Pf. | Asst. | To. | Blk. | Stl. | Pts. |
|-------------------------|------------------------|------|-------|-------|---------|--------|-----|-------|-----|------|------|------|
| UNC Asheville (11/24) | Y | 32 | 8-15 | 5-6 | 5-11 | 2-3/5 | 3 | 0 | 1 | 2 | 2 | 26 |
| Georgia (11/30) | Y | 34 | 3-13 | 2-5 | 4-6 | 1-4/5 | 2 | 1 | 3 | 3 | 3 | 12 |
| Georgia Tech (12/4) | Y | 31 | 5-8 | 2-2 | 5-5 | 2-5/7 | 3 | 0 | 1 | 0 | 2 | 17 |
| Bethune Cookman (12/6) | Did Not Play - illness | | | | | | | | | | | |
| at Nebraska (12/8) | Y | 17 | 0-2 | 0-1 | 0-0 | 1-4/5 | 2 | 1 | 1 | 1 | 0 | 0 |
| Arkansas-LR (12/10) | Y | 39 | 7-12 | 1-3 | 10-12 | 2-5/7 | 3 | 0 | 4 | 1 | 1 | 25 |
| Fair, Dickinson (12/13) | Y | 20 | 2-5 | 1-4 | 0-0 | 0-5/5 | 0 | 2 | 1 | 1 | 1 | 5 |
| at Oregon (12/22) | Y | 15 | 4-9 | 0-3 | 0-0 | 4-2/6 | 5 | 1 | 4 | 1 | 0 | 8 |
| Texas Tech (12/28) | Y | 39 | 9-21 | 2-4 | 2-3 | 5-6/11 | 2 | 3 | 3 | 2 | 1 | 22 |
| Oral Roberts (1/1) | N | 27 | 4-13 | 0-2 | 7-11 | 2-7/9 | 4 | 0 | 3 | 0 | 1 | 15 |
| Sacred Heart (1/4) | Y | 25 | 5-10 | 0-0 | 4-5 | 1-3/4 | 1 | 2 | 3 | 1 | 0 | 14 |
| Illinois (1/7) | Y | 33 | 5-19 | 1-4 | 1-3 | 2-3/5 | 5 | 4 | 1 | 2 | 0 | 12 |
| at Wisconsin (1/15) | Y | 25 | 6-13 | 2-5 | 0-0 | 2-3/5 | 2 | 1 | 2 | 0 | 0 | 14 |
| Michigan State (1/18) | Y | 33 | 7-13 | 2-6 | 5-10 | 1-5/6 | 4 | 2 | 2 | 2 | 0 | 21 |
| at Michigan (1/22) | Y | 28 | 7-15 | 1-4 | 0-1 | 1-7/8 | 3 | 0 | 1 | 0 | 1 | 15 |
| Northwestern (1/25) | Y | 35 | 4-11 | 0-2 | 3-3 | 3-6/9 | 1 | 0 | 2 | 2 | 0 | 11 |
| at Penn State (1/29) | Y | 35 | 4-8 | 1-2 | 4-4 | 1-5/6 | 2 | 1 | 3 | 3 | 0 | 13 |

2001-02 GAME-BY-GAME

| Opponent (Date) | Start | Min. | Fg-Fa | 3g-3a | Ftm-Fta | O-D/T | Pf. | Asst. | To. | Blk. | Stl. | Pts. | |
|--------------------------|-------|--------------|------------|----------------|---------------|---------------|-------------------|-----------|-----------|-----------|-----------|-----------|------------|
| Mercer (11/17) | Y | 23 | 7-10 | 3-4 | 0-0 | 3-3/6 | 3 | 1 | 0 | 4 | 0 | 17 | |
| UNC-Asheville (11/21) | Y | 30 | 4-7 | 3-6 | 4-4 | 2-2/4 | 2 | 3 | 0 | 1 | 1 | 15 | |
| E. Washington (11/24) | Y | 27 | 4-5 | 1-1 | 5-8 | 2-8/10 | 2 | 2 | 2 | 5 | 1 | 14 | |
| at Wake Forest (11/27) | Y | 32 | 4-9 | 1-3 | 0-0 | 2-3/5 | 2 | 2 | 1 | 0 | 2 | 9 | |
| UT-Pan American (12/1) | Y | 28 | 4-15 | 0-4 | 0-0 | 1-4/5 | 1 | 4 | 1 | 0 | 2 | 8 | |
| UNC-Wilmington (12/4) | Y | 32 | 6-12 | 1-6 | 0-0 | 2-4/6 | 2 | 1 | 3 | 4 | 0 | 13 | |
| at Georgia (12/7) | Y | 21 | 3-6 | 1-4 | 0-0 | 3-4/7 | 4 | 0 | 2 | 0 | 1 | 7 | |
| Oregon (12/10) | Y | 36 | 11-17 | 2-4 | 4-7 | 3-6/9 | 3 | 0 | 1 | 0 | 0 | 28 | |
| Maryland-ES (12/13) | Y | 22 | 1-6 | 0-1 | 3-3 | 1-3/4 | 1 | 1 | 1 | 1 | 1 | 5 | |
| Nebraska (12/22) | Y | 29 | 6-12 | 1-6 | 1-3 | 1-2/3 | 4 | 0 | 2 | 0 | 2 | 14 | |
| at Texas Tech (12/30) | Y | 17 | 1-4 | 0-2 | 0-0 | 0-4/4 | 5 | 0 | 0 | 0 | 0 | 2 | |
| at Illinois (1/2) | Y | 20 | 2-6 | 1-3 | 0-1 | 1-0/1 | 4 | 1 | 4 | 1 | 1 | 6 | |
| Michigan State (1/5) | Y | 33 | 6-8 | 1-1 | 2-2 | 1-3/4 | 2 | 2 | 1 | 3 | 0 | 15 | |
| Michigan (1/9) | Y | 16 | 3-3 | 1-1 | 0-1 | 0-3/3 | 5 | 0 | 2 | 1 | 1 | 7 | |
| at Purdue (1/12) | Y | 35 | 8-12 | 2-4 | 6-6 | 2-5/7 | 3 | 1 | 4 | 0 | 2 | 24 | |
| at Wisconsin (1/16) | Y | 24 | 6-14 | 0-5 | 1-3 | 2-5/7 | 3 | 0 | 1 | 1 | 0 | 13 | |
| at Michigan (1/19) | Y | 27 | 4-8 | 1-1 | 6-8 | 0-3/3 | 3 | 2 | 1 | 1 | 0 | 15 | |
| Ohio State (1/26) | Y | 30 | 5-8 | 3-4 | 6-6 | 1-3/4 | 3 | 1 | 3 | 1 | 0 | 19 | |
| Penn State (1/30) | Y | 26 | 9-12 | 3-5 | 5-8 | 1-4/5 | 2 | 2 | 2 | 0 | 1 | 26 | |
| Indiana (2/2) | Y | 32 | 9-18 | 2-4 | 7-10 | 3-3/6 | 4 | 1 | 2 | 1 | 0 | 27 | |
| at Iowa (2/9) | Y | 31 | 7-10 | 1-4 | 8-9 | 1-4/5 | 3 | 2 | 4 | 2 | 1 | 23 | |
| at Northwestern (2/13) | Y | 38 | 5-11 | 2-6 | 5-6 | 3-7/10 | 2 | 2 | 3 | 3 | 2 | 17 | |
| Wisconsin (2/16) | Y | 30 | 5-15 | 1-6 | 1-2 | 1-4/5 | 3 | 5 | 2 | 0 | 0 | 12 | |
| at Michigan State (2/21) | Y | 29 | 2-6 | 0-2 | 1-3 | 0-2/2 | 1 | 1 | 1 | 0 | 1 | 5 | |
| at Penn State (2/23) | Y | 28 | 5-11 | 0-3 | 4-6 | 2-2/4 | 4 | 0 | 3 | 0 | 0 | 14 | |
| Northwestern (2/27) | Y | 27 | 3-8 | 1-3 | 1-3 | 2-5/7 | 3 | 2 | 3 | 5 | 0 | 8 | |
| Illinois (3/3) | Y | 29 | 6-13 | 3-5 | 3-4 | 5-7/7 | 5 | 2 | 2 | 1 | 0 | 18 | |
| vs. Penn State (3/7) | Y | 28 | 9-12 | 2-2 | 1-2 | 1-5/6 | 1 | 3 | 4 | 2 | 1 | 21 | |
| vs. Illinois (3/8) | Y | 30 | 3-8 | 1-4 | 3-5 | 0-0/0 | 4 | 4 | 2 | 1 | 1 | 10 | |
| New Mexico (3/13) | Y | 24 | 6-12 | 2-3 | 4-4 | 2-2/4 | 4 | 1 | 1 | 0 | 0 | 18 | |
| Richmond (3/18) | Y | 36 | 3-13 | 1-4 | 5-8 | 5-4/9 | 2 | 1 | 2 | 0 | 1 | 12 | |
| Totals | | 31/31 | 870 | 157-311 | 41-111 | 86-122 | 53-109/162 | 92 | 47 | 60 | 38 | 22 | 441 |

RICKERT'S CAREER STATISTICS

| Season | Gp | Gs | Min | Avg | 3-POINT | | | | REBOUNDS | | | | Pts | Avg | | | | | |
|---------------|-----------|-----------|-------------|-------------|----------------|-------------|---------------|-------------|----------------|-------------|-------------------|------------|-----------|-----------|-----------|-----------|--------------|------------|-------------|
| | | | | | Fg-Fga | Pct | Ft-Fta | Pct | O-D/Tot | Avg | Asst | TO | | | Blk | Stl | Pf/Dq | | |
| 2001-02 | 31 | 31 | 870 | 28.1 | 157-311 | .505 | 41-111 | .369 | 86-122 | .705 | 53-109/162 | 5.2 | 47 | 60 | 38 | 22 | 92/3 | 441 | 14.2 |
| 2002-03 | 16 | 15 | 469 | 29.3 | 80-187 | .428 | 20-53 | .377 | 50-74 | .676 | 30-73/103 | 6.5 | 18 | 35 | 21 | 12 | 42/2 | 230 | 14.4 |
| Career | 47 | 46 | 1339 | 28.5 | 237-498 | .476 | 61-164 | .372 | 136-196 | .694 | 83-182/265 | 5.6 | 65 | 95 | 59 | 34 | 134/5 | 671 | 14.3 |

AARON ROBINSON

3 Guard • So. • 5-9 • 165 • Rockford, Ill. • Guilford HS

Last Two Games: Did not score in nine minutes at Penn State (1/29) • did not score in 12 minutes vs. Northwestern (1/25), had one assist and one steal.

Notable: Had three points and a career-high four steals tying a career-high playing 18 minutes at Michigan (1/22) • scored six points and had a career-high six assists in a career-high 18 minutes vs. Michigan State (1/18) • received his first career start and played a career high 17 minutes at Wisconsin (1/15), had one assist and one steal • set career highs for points (11), field goal attempts (5), field goals (3), three-point field goal attempts (4), three point field goals (3) and tied career highs with four rebounds, four assists and 14 minutes vs. Sacred Heart (1/4) • played 12 solid minutes off the bench and scoring five points and set a career high with four rebounds vs. Oral Roberts (1/1) • had two assists and a steal in 10 minutes vs. Fairleigh Dickinson (12/13) • had three points in five minutes vs. Arkansas-Little Rock (12/10) • did not make the trip to Nebraska (12/8) • sat out vs. Bethune Cookman (12/6) • played two minutes vs. Georgia Tech (12/4/02) • played eight minutes vs. UNC Asheville (11/24).

CAREER HIGHS

Minutes: 18 - two times; last at Michigan (1/22/03)
Points: 11 vs. Sacred Heart (1/4/03)
FG Attempts: 5 vs. Sacred Heart (1/4/03)
FG Made: 3 vs. Sacred Heart (1/4/03)
FT Attempts: 4 vs. UT-Pan American (12/1/01)
FT Made: 2 - four times; last vs. Sacred Heart (1/4/03)
3-Point FG Attempts: 4 vs. Sacred Heart (1/4/03)
3-Point FG Made: 3 vs. Sacred Heart (1/4/03)
Rebounds: 4 - two times; last vs. Sacred Heart (1/4/03)
Assists: 6 vs. Michigan State (1/18/03)
Steals: 4 at Michigan (1/22/03)
Blocks: 1 vs. Maryland-Eastern Shore (12/13/01)

2002-03 GAME-BY-GAME

| Opponent (Date) | Start | Min. | Fg-Fa | 3g-3a | Ftm-Fta | O-D/T | Pf.Asst. | To. | Blk. | Stl. | Pts. |
|-------------------------|-------|------|--------------|-------|---------|-------|----------|-----|------|------|------|
| UNC Asheville (11/24) | N | 8 | 0-0 | 0-0 | 0-1 | 0-0/0 | 0 1 | 1 0 | 0 0 | 0 0 | 0 |
| Georgia (11/30) | | | Did Not Play | | | | | | | | |
| Georgia Tech (12/4) | N | 2 | 0-0 | 0-0 | 0-0 | 0-0/0 | 0 0 | 1 0 | 0 0 | 0 0 | 0 |
| Bethune Cookman (12/6) | | | Did Not Play | | | | | | | | |
| at Nebraska (12/8) | | | Did Not Play | | | | | | | | |
| Arkansas-LR (12/10) | N | 5 | 1-1 | 1-1 | 0-0 | 0-0/0 | 1 0 | 0 0 | 0 1 | 3 | 3 |
| Fair. Dickinson (12/13) | N | 10 | 0-0 | 0-0 | 0-0 | 0-0/0 | 2 2 | 2 0 | 1 0 | 0 | 0 |
| at Oregon (12/22) | N | 2 | 0-1 | 0-0 | 0-0 | 0-0/0 | 0 0 | 0 0 | 0 0 | 0 | 0 |
| Texas Tech (12/28) | N | 7 | 0-1 | 0-1 | 0-0 | 0-0/0 | 0 0 | 1 0 | 0 0 | 0 | 0 |
| Oral Roberts (1/1) | N | 12 | 2-2 | 1-1 | 0-0 | 1-3/4 | 2 0 | 0 0 | 0 0 | 5 | 5 |
| Sacred Heart (1/4) | N | 14 | 3-5 | 3-4 | 2-2 | 0-4/4 | 1 1 | 1 0 | 0 0 | 11 | 11 |
| Illinois (1/7) | N | 6 | 1-2 | 0-1 | 1-2 | 0-1/1 | 0 0 | 0 0 | 0 3 | 3 | 3 |
| at Wisconsin (1/15) | Y | 17 | 0-1 | 0-1 | 0-0 | 1-0/1 | 2 1 | 0 0 | 1 0 | 1 | 0 |
| Michigan State (1/18) | N | 18 | 2-3 | 2-3 | 0-0 | 0-3/3 | 2 6 | 0 0 | 0 6 | 6 | 6 |
| at Michigan (1/22) | N | 18 | 1-4 | 1-3 | 0-1 | 1-1/2 | 2 1 | 4 0 | 4 3 | 3 | 3 |
| Northwestern (1/25) | N | 12 | 0-3 | 0-3 | 0-0 | 0-0/0 | 2 1 | 0 0 | 1 0 | 0 | 0 |
| at Penn State (1/29) | N | 9 | 0-1 | 0-0 | 0-0 | 0-0/0 | 0 0 | 1 1 | 0 0 | 0 | 0 |

2001-02 GAME-BY-GAME

| Opponent (Date) | Start | Min. | Fg-Fa | 3g-3a | Ftm-Fta | O-D/T | Pf.Asst. | To. | Blk. | Stl. | Pts. | |
|--------------------------|-------|-------------|--------------|-------------|-------------|-------------|----------------|-----------|-----------|-----------|-------------|-----------|
| Mercer (11/17) | N | 12 | 0-3 | 0-1 | 1-2 | 0-3/3 | 4 3 | 0 0 | 1 1 | 1 | 1 | |
| UNC-Asheville (11/21) | N | 8 | 0-3 | 0-1 | 0-0 | 0-0/0 | 1 2 | 1 0 | 1 0 | 0 | 0 | |
| E. Washington (11/24) | N | 13 | 1-3 | 1-1 | 2-2 | 0-0/0 | 2 2 | 1 0 | 2 5 | 5 | 5 | |
| at Wake Forest (11/27) | N | 3 | 0-0 | 0-0 | 0-0 | 0-0/0 | 0 0 | 1 0 | 0 0 | 0 | 0 | |
| UT-Pan American (12/1) | N | 6 | 0-0 | 0-0 | 2-4 | 0-0/0 | 1 2 | 2 0 | 1 2 | 2 | 2 | |
| UNC-Wilmington (12/4) | N | 8 | 1-3 | 1-1 | 0-0 | 0-2/2 | 1 0 | 1 0 | 1 3 | 3 | 3 | |
| at Georgia (12/7) | N | 5 | 0-1 | 0-1 | 0-2 | 0-1/1 | 0 0 | 3 0 | 0 0 | 0 | 0 | |
| Oregon (12/10) | N | 4 | 0-0 | 0-0 | 0-0 | 0-0/0 | 0 0 | 1 0 | 0 0 | 0 | 0 | |
| Maryland-ES (12/13) | N | 14 | 0-2 | 0-1 | 0-0 | 1-1/2 | 3 4 | 2 1 | 0 0 | 0 | 0 | |
| Nebraska (12/22) | N | 10 | 0-2 | 0-2 | 0-0 | 0-0/0 | 0 1 | 0 0 | 2 0 | 0 | 0 | |
| at Texas Tech (12/30) | N | 6 | 0-1 | 0-1 | 0-0 | 0-0/0 | 0 0 | 1 0 | 1 0 | 0 | 0 | |
| at Illinois (1/2) | N | 4 | 0-0 | 0-0 | 0-1 | 0-0/0 | 1 0 | 1 0 | 0 0 | 0 | 0 | |
| Michigan State (1/5) | | | Did not play | | | | | | | | | |
| Michigan (1/9) | N | 2 | 0-1 | 0-1 | 0-0 | 0-0/0 | 1 0 | 1 0 | 0 0 | 0 | 0 | |
| at Purdue (1/12) | N | 2 | 0-0 | 0-0 | 0-0 | 0-0/0 | 0 0 | 0 0 | 0 0 | 0 | 0 | |
| at Wisconsin (1/16) | N | 3 | 0-0 | 0-0 | 0-0 | 0-0/0 | 0 0 | 1 0 | 0 0 | 0 | 0 | |
| at Michigan (1/19) | | | Did not play | | | | | | | | | |
| Ohio State (1/26) | | | Did not play | | | | | | | | | |
| Penn State (1/30) | N | 5 | 0-0 | 0-0 | 0-0 | 0-2/2 | 2 0 | 1 0 | 1 0 | 0 | 0 | |
| Indiana (2/2) | | | Did not play | | | | | | | | | |
| at Iowa (2/9) | | | Did not play | | | | | | | | | |
| at Northwestern (2/13) | N | 3 | 0-0 | 0-0 | 0-0 | 0-1/1 | 0 1 | 0 0 | 0 0 | 0 | 0 | |
| Wisconsin (2/16) | N | 6 | 0-1 | 0-1 | 0-0 | 0-1/1 | 0 2 | 0 0 | 1 0 | 0 | 0 | |
| at Michigan State (2/21) | N | 2 | 0-0 | 0-0 | 0-0 | 0-0/0 | 0 0 | 0 0 | 0 0 | 0 | 0 | |
| at Penn State (2/23) | N | 2 | 0-0 | 0-0 | 0-0 | 0-0/0 | 0 0 | 1 0 | 1 0 | 0 | 0 | |
| Northwestern (2/27) | N | 2 | 0-1 | 0-0 | 2-2 | 0-1/1 | 1 0 | 0 0 | 0 2 | 2 | 2 | |
| Illinois (3/3) | | | Did not play | | | | | | | | | |
| vs. Penn State (3/7) | N | 2 | 1-1 | 0-0 | 0-0 | 0-0/0 | 0 0 | 0 0 | 0 0 | 2 | 2 | |
| vs. Illinois (3/8) | N | 3 | 1-2 | 0-1 | 0-0 | 0-0/0 | 0 0 | 0 0 | 1 2 | 2 | 2 | |
| New Mexico (3/13) | N | 4 | 1-1 | 0-0 | 0-0 | 0-0/0 | 0 0 | 0 0 | 0 2 | 2 | 2 | |
| Richmond (3/18) | N | 5 | 0-0 | 0-0 | 0-0 | 1-0/1 | 0 0 | 1 0 | 1 0 | 0 | 0 | |
| Totals | | 0/25 | 134 | 5-25 | 2-12 | 7-13 | 2-12/14 | 17 | 17 | 18 | 1 14 | 19 |

ROBINSON'S CAREER STATISTICS

| Season | Gp | Gs | Min | Avg | 3-POINT | | | | REBOUNDS | | | | | | | | | | |
|---------------|-----------|----------|------------|------------|--------------|-------------|--------------|-------------|--------------|-------------|----------------|------------|-----------|-----------|----------|-----------|-------------|-----------|------------|
| | | | | | Fg-Fgn | Pct. | Fg-Fgn | Pct. | Ft-Fta | Pct. | O-D/Tot | Avg | Asst | TO | Blk | Stl | Pf/Dq | Pts | Avg |
| 2001-02 | 25 | 0 | 134 | 5.4 | 5-25 | .200 | 2-12 | .167 | 7-13 | .538 | 2-12/14 | 0.6 | 17 | 18 | 1 | 14 | 17/0 | 19 | 0.8 |
| 2002-03 | 14 | 1 | 140 | 10.0 | 10-24 | .417 | 8-18 | .444 | 3-6 | .500 | 3-12/15 | 1.1 | 16 | 13 | 1 | 9 | 14/0 | 31 | 2.2 |
| Career | 39 | 1 | 274 | 7.0 | 15-49 | .306 | 10-30 | .333 | 10-19 | .526 | 5-24/29 | 0.6 | 33 | 31 | 2 | 23 | 31/0 | 50 | 1.0 |

| | | |
|---|-----------|---------------|
| MINNESOTA | 87 | Game 1 |
| UNC-Asheville | 81 | |
| November 24, 2002 Williams Arena Minneapolis, Minn. | | |
| Attendance: 11,359 | | |

Recap: Minnesota opened its season defeating UNC Asheville at Williams Arena, 87-81. The Golden Gophers never lost the lead, but allowed the Bulldogs to turn a blowout into a nail-biter in the end. Three Gophers scored 20 or more points with sophomore Rick Rickert leading with 26 points. Maurice Hargrow recorded a career-high 21 points and Mike Bauer scored 20, one point off his career high. Andre Smith led all scorers with 27 points, 19 in the second half. Asheville shot 53 percent from the field in the second half compared to 35 percent in the first.

| Minnesota | Min | FG-A | FT-A | R | A | Pt | UNCA | Min | FG-A | FT-A | R | A | Pt |
|-------------|-----|-------|-------|----|----|----|---------------|-----|-------|-------|----|----|----|
| Rickert, F | 32 | 8-15 | 5-11 | 5 | 0 | 26 | McCullough, F | 21 | 5-8 | 1-2 | 2 | 0 | 13 |
| Bauer, F | 33 | 6-8 | 7-10 | 3 | 1 | 20 | Barber, F | 31 | 4-8 | 0-0 | 8 | 0 | 9 |
| Holman, C | 13 | 1-2 | 3-4 | 2 | 1 | 5 | McGonagil, C | 14 | 3-7 | 3-6 | 4 | 0 | 9 |
| Burleson, G | 32 | 1-4 | 0-0 | 4 | 8 | 2 | Smith, G | 28 | 7-15 | 10-11 | 4 | 4 | 27 |
| Johnson, G | 29 | 2-8 | 0-0 | 10 | 2 | 4 | Kragel, G | 33 | 2-8 | 0-0 | 3 | 3 | 6 |
| Robinson, C | 8 | 0-0 | 0-1 | 0 | 1 | 0 | Collington | 11 | 1-2 | 0-0 | 0 | 0 | 2 |
| Hargrow | 24 | 6-10 | 8-14 | 4 | 1 | 21 | Mohr | 16 | 3-8 | 2-2 | 2 | 1 | 8 |
| Gaines | 17 | 3-7 | 0-0 | 3 | 1 | 6 | Holmes | 17 | 1-3 | 0-0 | 4 | 2 | 2 |
| Esselink | 3 | 1-2 | 0-0 | 1 | 0 | 3 | Carter | 13 | 0-1 | 0-1 | 1 | 0 | 0 |
| Hagen | 9 | 0-1 | 0-0 | 2 | 0 | 0 | Bivins | 9 | 2-3 | 1-2 | 2 | 0 | 5 |
| TEAM | | | | | | 1 | Creasman | 7 | 0-0 | 0-0 | 2 | 0 | 0 |
| Totals | 200 | 27-57 | 23-40 | 35 | 15 | 87 | TEAM | | | | | | 3 |
| | | | | | | | Totals | 200 | 28-63 | 17-24 | 42 | 12 | 81 |

Halftime: Minnesota 50, UNCA 27 **3-Pt Goals:** Minn - 10-17 (Rickert 5-6, Bauer 3-5, Burleson 0-1, Johnson 0-1, Hargrow 1-1, Gaines 0-1, Esselink 1-2) UNCA - 8-16 (McCullough 2-3, Barber 1-3, Smith 3-4, Kragel 2-4, Collington 0-1, Carter 0-1)

Turnovers: Minnesota 9, UNCA 15
Technical: None

Personal Fouls: Minnesota 23, UNCA 27
Fouled Out: MN - Holman

Att: 11,359

| | | |
|---|-----------|---------------|
| MINNESOTA | 72 | Game 2 |
| Georgia | 69 | |
| November 30, 2002 Williams Arena Minneapolis, Minn. | | |
| Attendance: 13,417 | | |

Recap: Minnesota (2-0) handed Georgia (1-3) a heart-breaking 72-69 loss at Williams Arena on a buzzer-beater three pointer from Michael Bauer. The Gophers held the lead nearly the entire game until Georgia took a one-point lead, its only lead of the game, at the 5:32 mark. The game was a tense battle with Minnesota never having more than a six-point lead in the second half. Jarvis Hayes hit an off-balance three-pointer for the Bulldogs with :15 left to tie the game at 69. After a Gopher timeout with :10 left, Bauer saved a broken play and nailed a fall-away trey as time expired.

| Minnesota | Min | FG-A | FT-A | R | A | Pt | UGA | Min | FG-A | FT-A | R | A | Pt |
|-------------|-----|-------|-------|----|----|----|--------------|-----|-------|------|----|----|----|
| Rickert, F | 34 | 3-13 | 4-6 | 5 | 1 | 12 | Ja. Hayes, F | 34 | 8-16 | 3-5 | 7 | 3 | 21 |
| Hargrow, F | 32 | 5-8 | 4-6 | 8 | 2 | 15 | Daniels, F | 34 | 4-8 | 3-6 | 4 | 5 | 11 |
| Holman, C | 30 | 3-7 | 3-4 | 7 | 0 | 9 | Jo. Hayes, C | 22 | 3-5 | 0-0 | 5 | 0 | 6 |
| Burleson, G | 38 | 5-12 | 0-1 | 1 | 4 | 14 | Wright, G | 37 | 5-10 | 0-0 | 7 | 3 | 11 |
| Johnson, G | 34 | 3-7 | 5-6 | 6 | 4 | 11 | Williams, G | 34 | 6-17 | 0-0 | 6 | 2 | 13 |
| Gaines | 9 | 0-0 | 1-2 | 2 | 0 | 1 | Dean | 5 | 0-2 | 2-2 | 1 | 0 | 2 |
| Bauer | 19 | 4-7 | 1-2 | 2 | 1 | 10 | Wilkins | 24 | 1-4 | 1-2 | 5 | 4 | 3 |
| Hagen | 4 | 0-0 | 0-0 | 0 | 0 | 0 | Arnold | 9 | 1-2 | 0-0 | 1 | 0 | 2 |
| TEAM | | | | | | 5 | TEAM | | | | | | 2 |
| Totals | 200 | 23-54 | 17-25 | 36 | 12 | 72 | Totals | 200 | 28-64 | 9-15 | 38 | 17 | 69 |

Halftime: Minnesota 37, UGA 32 **3-Pt Goals:** Minn - 9-19 (Rickert 2-5, Hargrow 1-1, Burleson 4-7, Johnson 0-2, Bauer 2-4) UGA - 4-13 (Jarvis Hayes 2-2, Daniels 0-1, Wright 1-5, Williams 1-5)

Turnovers: Minnesota 10, UGA 10

Personal Fouls: Minnesota 13, UGA 18

Technical: None

Fouled Out: MN - Holman

Att: 13,417

| | | |
|--|-----------|---------------|
| MINNESOTA | 64 | Game 3 |
| Georgia Tech | 63 | |
| December 4, 2002 Williams Arena Minneapolis, Minn. | | |
| Attendance: 12,783 | | |

Recap: Minnesota edged out a 64-63 win over Georgia Tech at Williams Arena in the ACC/Big Ten Challenge. Sophomore Rick Rickert hit a turn-around 10-foot jumper with :10 to play to improve the No. 17/20 Golden Gophers' record to 3-0 on the young season. Georgia Tech fell to 3-1. Jerry Holman led Minnesota with 21 points, seven rebounds and three blocks. It marked the second-best performance of Holman's career. Maurice Hargrow and Rickert also scored in double figures with 10 and 17 points respectively.

| Minnesota | Min | FG-A | FT-A | R | A | Pt | UGT | Min | FG-A | FT-A | R | A | Pt |
|-------------|-----|-------|-------|----|----|----|---------------|-----|-------|------|----|----|----|
| Rickert, F | 31 | 5-8 | 5-5 | 7 | 0 | 17 | Muhammad, F | 17 | 2-4 | 0-1 | 2 | 0 | 4 |
| Hargrow, F | 36 | 4-13 | 1-2 | 5 | 3 | 10 | Bosh, F | 30 | 5-9 | 6-10 | 12 | 2 | 16 |
| Holman, C | 26 | 8-12 | 5-6 | 7 | 3 | 21 | Schenscher, C | 14 | 0-2 | 0-0 | 3 | 1 | 0 |
| Burleson, G | 31 | 1-5 | 0-0 | 4 | 10 | 2 | Elder, G | 32 | 5-14 | 0-0 | 3 | 0 | 12 |
| Johnson, G | 35 | 3-8 | 1-2 | 3 | 1 | 7 | Jack, G | 30 | 2-5 | 1-1 | 2 | 6 | 5 |
| Gaines | 10 | 1-4 | 1-2 | 5 | 0 | 3 | Lewis | 28 | 3-12 | 1-2 | 3 | 2 | 9 |
| Bauer | 23 | 0-3 | 0-0 | 1 | 1 | 0 | Nelson | 29 | 8-18 | 1-3 | 8 | 0 | 17 |
| Hagen | 6 | 2-3 | 0-0 | 1 | 0 | 4 | Brooks | 6 | 0-1 | 0-0 | 1 | 0 | 0 |
| Robinson | 2 | 0-0 | 0-0 | 0 | 0 | 0 | McHenry | 14 | 0-1 | 0-0 | 2 | 1 | 0 |
| TEAM | | | | | | | TEAM | | | | | | |
| Totals | 200 | 24-56 | 12-15 | 35 | 18 | 64 | Totals | 200 | 25-66 | 4-18 | 42 | 12 | 63 |

Halftime: Minnesota 27, UGT 29 **3-Pt Goals:** Minn - 4-12 (Rickert 2-2, Hargrow 1-3, Burleson 0-4, Johnson 1-2, Bauer 0-1) UGT - 4-13 (Muhammad 0-1, Bosh 0-1, Elder 2-5, Jack 0-1, Lewis 2-8, Nelson 0-1, McHenry 0-1)

Turnovers: Minnesota 20, UGT 21
Technical: None

Personal Fouls: Minnesota 16, UGT 17
Fouled Out: none

Att: 12,783

| | | |
|--|-----------|---------------|
| MINNESOTA | 79 | Game 4 |
| Bethune Cookman | 52 | |
| December 6, 2002 Williams Arena Minneapolis, Minn. | | |
| Attendance: 12,145 | | |

Recap: Minnesota (4-0) overpowered Bethune Cookman (1-3) 79-52 at Williams Arena. The Gophers got off to a 13-point lead at the 10-minute mark in the first half and never let the lead drop below that point for the entire game. Minnesota got off to a quick start, outscoring Bethune Cookman 21-8 in the first 10 minutes of the game with Michael Bauer supplying the offensive firepower with 11 of his team-leading 19 points. Jerry Holman and Maurice Hargrow each contributed 15 points.

| Minnesota | Min | FG-A | FT-A | R | A | Pt | Beth Cook | Min | FG-A | FT-A | R | A | Pt |
|-------------|-----|------|------|---|---|----|--------------|-----|-------|-------|----|----|----|
| Hargrow, F | 26 | 4-9 | 6-6 | 8 | 2 | 15 | Larmond, F | 35 | 1-4 | 2-2 | 6 | 0 | 4 |
| Bauer, F | 27 | 8-17 | 1-3 | 5 | 3 | 19 | Toussaint, F | 35 | 5-21 | 3-5 | 6 | 0 | 13 |
| Holman, C | 26 | 6-13 | 3-3 | 9 | 1 | 15 | Ba, C | 23 | 1-2 | 2-4 | 2 | 0 | 4 |
| Burleson, G | 34 | 2-4 | 0-0 | 6 | 8 | 4 | Riddick, G | 28 | 4-9 | 0-0 | 4 | 0 | 10 |
| Johnson, G | 31 | 2-5 | 2-3 | 4 | 2 | 7 | Picard, G | 24 | 2-5 | 0-0 | 3 | 4 | 4 |
| Hokenson | 1 | 0-0 | 1-2 | 0 | 0 | 1 | Frink | 17 | 3-10 | 1-2 | 1 | 0 | 9 |
| Gaines | 16 | 3-6 | 0-0 | 5 | 2 | 6 | Reed | 1 | 0-0 | 0-1 | 0 | 0 | 0 |
| Bolden | 1 | 1-1 | 0-0 | 0 | 0 | 2 | Swann | 4 | 0-0 | 0-0 | 0 | 1 | 0 |
| Esselink | 13 | 3-6 | 0-0 | 2 | 0 | 8 | Carter | 15 | 0-3 | 0-0 | 3 | 0 | 0 |
| Lawson | 7 | 0-1 | 0-0 | 1 | 0 | 0 | Williams | 18 | 3-6 | 2-2 | 5 | 0 | 8 |
| Chall | 1 | 0-0 | 0-0 | 0 | 0 | 0 | TEAM | | | | | | 9 |
| Hagen | 16 | 1-6 | 0-0 | 2 | 0 | 2 | Totals | 200 | 19-60 | 10-16 | 39 | 5 | 52 |
| Smriga | 1 | 0-0 | 0-0 | 2 | 0 | 0 | TEAM | | | | | | 1 |
| TEAM | | | | | | 1 | Totals | 200 | 30-68 | 13-17 | 45 | 18 | 79 |

Halftime: Minnesota 37, BC 21 **3-Pt Goals:** Minn - 6-14 (Hargrow 1-2, Bauer 2-6, Johnson 1-1, Gaines 0-1, Esselink 2-3, Lawson 0-1) BC - 4-17 (Larmond 0-1, Toussaint 0-3, Riddick 2-5, Picard 0-1, Frink 2-7)

Turnovers: Minnesota 17, BC 21

Personal Fouls: Minnesota 13, BC 15

Technical: None

Fouled Out: none

Att: 12,145

MINNESOTA 60
Nebraska 80

Game 5

December 8, 2002
Devaney Center
Lincoln, Neb.

Attendance: 8,162

Recap: Minnesota lost 80-60 to Nebraska at the Bob Devaney Sports Center in Lincoln, Neb. The Cornhuskers got off to a 16-0 start and the lead never fell below 13 points the entire game. The Gophers shot just 31 percent from the field, 21.4 from three-point range and had 16 turnovers. Maurice Hargrow led the way for Minnesota with 15 points and five boards while Michael Bauer had 14 points and seven rebounds. Jerry Holman added 13 points, five rebounds and four blocks. Sophomore Rick Rickert played only 17 minutes due to the flu.

| Minnesota | Min | FG-A | FT-A | R | A | Pt | Nebraska | Min | FG-A | FT-A | R | A | Pt |
|-------------|-----|-------|-------|----|----|----|--------------|-----|------|------|----|----|----|
| Rickert, F | 17 | 0-2 | 0-0 | 5 | 1 | 0 | Turek, F | 30 | 3-7 | 1-2 | 3 | 0 | 7 |
| Holman, C | 27 | 5-10 | 3-5 | 6 | 0 | 13 | Drevo, F | 30 | 9-18 | 5-6 | 14 | 2 | 27 |
| Hargrow, G | 29 | 6-10 | 1-1 | 5 | 0 | 15 | Johnson, G | 29 | 5-10 | 4-5 | 4 | 1 | 14 |
| Burleson, G | 33 | 1-7 | 2-2 | 2 | 5 | 4 | Muhleisen, G | 37 | 2-5 | 3-4 | 5 | 10 | 7 |
| Johnson, G | 26 | 1-5 | 0-0 | 4 | 3 | 7 | Simms, G | 31 | 3-9 | 2-4 | 5 | 1 | 8 |
| Hokenson, J | 1 | 0-0 | 0-0 | 1 | 0 | 1 | Dourneau, J | 12 | 2-4 | 0-0 | 1 | 1 | 4 |
| Gaines, J | 13 | 1-4 | 0-0 | 4 | 1 | 2 | Wilkinsor, J | 7 | 1-2 | 0-1 | 2 | 0 | 3 |
| Bolden, J | 1 | 0-0 | 2-2 | 1 | 0 | 2 | Schliep, J | 1 | 0-1 | 0-0 | 0 | 0 | 0 |
| Esselink, J | 10 | 0-6 | 2-2 | 1 | 0 | 2 | Conklin, J | 13 | 3-5 | 0-0 | 4 | 2 | 8 |
| Lawson, J | 6 | 1-3 | 2-2 | 0 | 0 | 5 | Enright, J | 4 | 0-2 | 2-2 | 3 | 0 | 2 |
| Bauer, J | 27 | 4-13 | 4-5 | 7 | 3 | 14 | Bohar, J | 2 | 0-1 | 0-0 | 1 | 0 | 0 |
| Hagen, J | 9 | 0-1 | 0-0 | 4 | 0 | 0 | McCarty, J | 1 | 0-0 | 0-0 | 0 | 0 | 0 |
| Smriga, J | 1 | 0-0 | 0-0 | 0 | 0 | 0 | Heimos, J | 1 | 0-0 | 0-0 | 0 | 0 | 0 |
| TEAM | | | | 1 | | | Wilbrand, J | 2 | 0-0 | 0-0 | 0 | 0 | 0 |
| Totals | 200 | 19-61 | 16-19 | 41 | 13 | 60 | TEAM | | | | 1 | | |

Halftime: Minnesota 26, Nebraska 41 **3-Pt Goals:** Minn - 6-27 (Hargrow 2-5, Bauer 2-8, Johnson 0-1, Burleson 1-5, Lawson 1-2) Nebraska - 7-19 (Drevo 4-8, Wilkinson 1-1, Conklin 2-3, Simms 0-2, Schliep 0-1)
Turnovers: Minnesota 16, Nebraska 8 **Personal Fouls:** Minnesota 25, Nebraska 19
Technical: None **Fouled Out:** none **Att:** 8,162

MINNESOTA 86
Arkansas-Little Rock 84

Game 6

December 10, 2002
Williams Arena
Minneapolis, Minn.

Attendance: 12,066

Recap: Minnesota (5-1) sneaked past Arkansas-Little Rock (4-3), 86-84 in overtime, at Williams Arena. Michael Bauer hit two free-throws in the extra frame to seal the victory for the Gophers. Minnesota is now 4-1 in overtime under Dan Monson. Rick Rickert led all scorers with 25 points and seven rebounds. This is the eighth time Rickert has gone over 20 points in his career at Minnesota. Four other Gophers managed double figures with Ben Johnson scoring 14 points, Maurice Hargrow 13, and Jerry Holman and Bauer with 11.

| Minnesota | Min | FG-A | FT-A | R | A | Pt | UALR | Min | FG-A | FT-A | R | A | Pt |
|-------------|-----|-------|-------|----|----|----|------------|-----|-------|------|----|----|----|
| Rickert, F | 39 | 7-12 | 10-12 | 7 | 0 | 25 | Willis, F | 27 | 3-7 | 2-2 | 2 | 1 | 8 |
| Hargrow, F | 42 | 4-11 | 2-7 | 7 | 0 | 13 | Yancey, F | 30 | 3-8 | 0-1 | 8 | 2 | 6 |
| Holman, C | 28 | 5-7 | 1-3 | 6 | 1 | 11 | Ike, G | 27 | 8-15 | 0-0 | 3 | 1 | 20 |
| Burleson, G | 25 | 2-7 | 1-4 | 2 | 5 | 5 | Zachery, G | 22 | 5-15 | 0-0 | 7 | 3 | 13 |
| Johnson, G | 35 | 5-11 | 2-3 | 3 | 1 | 14 | Green, C | 41 | 4-7 | 2-2 | 6 | 4 | 12 |
| Robinson, J | 5 | 1-1 | 0-0 | 0 | 0 | 3 | Travis, J | 36 | 4-5 | 3-4 | 2 | 2 | 14 |
| Gaines, J | 15 | 0-1 | 0-1 | 1 | 1 | 0 | Muurner, J | 14 | 1-1 | 0-0 | 4 | 3 | 2 |
| Esselink, J | 2 | 0-0 | 0-0 | 0 | 0 | 0 | Jacobs, J | 8 | 1-1 | 0-0 | 1 | 0 | 2 |
| Lawson, J | 2 | 0-0 | 0-0 | 0 | 0 | 0 | Stuckey, J | 0+ | 0-0 | 0-0 | 0 | 0 | 0 |
| Bauer, J | 27 | 3-9 | 4-4 | 4 | 4 | 11 | Hardman, J | 2 | 0-0 | 0-0 | 0 | 0 | 0 |
| Hagen, J | 5 | 1-1 | 2-2 | 2 | 0 | 4 | McCall, J | 18 | 3-8 | 1-1 | 3 | 0 | 7 |
| TEAM | | | | 3 | | | TEAM | | | | 5 | | |
| Totals | 200 | 28-60 | 22-36 | 35 | 12 | 86 | Totals | 200 | 32-67 | 8-10 | 41 | 16 | 84 |

Halftime: Minnesota 44, UALR 46 **3-Pt Goals:** Minn - 8-19 (Rickert 1-3, Hargrow 3-3, Burleson 0-4, Johnson 2-3, Robinson 1-1, Bauer 1-5) UALR - 12-26 (Yancey 0-1, Ike 4-8, Zachery 3-9, Green 2-5, Travis 3-3)
Turnovers: Minnesota 15, UALR 20 **Personal Fouls:** Minnesota 17, UALR 28
Technical: None **Fouled Out:** UALR - Ike, Yancey **Att:** 12,066

MINNESOTA 104
Fairleigh Dickinson 66

Game 7

December 13, 2002
Williams Arena
Minneapolis, Minn.

Attendance: 12,182

Recap: Minnesota (6-1) got a career-high 26 points from Michael Bauer en route to a 104-66 win over Fairleigh Dickinson (4-2) at Williams Arena. The Gophers shot a season-best 55.7 percent from the field and hit 14 three-pointers in the victory. Bauer had a perfect night from the field, hitting 8-of-8 field goals, including 6-for-6 from three-point range. His six treys are the second-best game total in school history. Ben Johnson added 16 points. Moe Hargrow also scored 12 points. Jeff Hagen had a career-best seven rebounds.

| Minnesota | Min | FG-A | FT-A | R | A | Pt | FDU | Min | FG-A | FT-A | R | A | Pt |
|-------------|-----|-------|-------|----|----|-----|-------------|-----|-------|------|----|----|----|
| Rickert, F | 20 | 2-5 | 0-0 | 5 | 2 | 5 | Bomayako, F | 27 | 4-10 | 0-0 | 3 | 0 | 11 |
| Hargrow, F | 14 | 4-8 | 3-5 | 4 | 1 | 12 | Hammond, F | 29 | 4-11 | 1-1 | 3 | 1 | 10 |
| Holman, C | 20 | 3-4 | 2-4 | 6 | 0 | 8 | Whitaker, G | 2 | 0-0 | 0-0 | 0 | 0 | 0 |
| Burleson, G | 27 | 1-5 | 2-2 | 5 | 9 | 4 | Leis, G | 11 | 0-5 | 0-0 | 1 | 1 | 0 |
| Johnson, G | 28 | 5-7 | 2-2 | 6 | 4 | 16 | Mattox, G | 19 | 0-4 | 0-0 | 0 | 1 | 0 |
| Robinson, J | 10 | 0-0 | 0-0 | 0 | 2 | 0 | Timberlake | 26 | 1-3 | 3-4 | 2 | 5 | 5 |
| Hokenson, J | 3 | 0-2 | 0-0 | 0 | 0 | 0 | Filipovic | 8 | 2-3 | 1-1 | 1 | 0 | 5 |
| Gaines, J | 19 | 3-5 | 0-0 | 2 | 2 | 7 | Sunkins | 8 | 0-1 | 2-3 | 3 | 1 | 2 |
| Bolden, J | 3 | 1-2 | 0-0 | 0 | 1 | 2 | Peterson | 11 | 2-4 | 0-0 | 1 | 1 | 6 |
| Esselink, J | 9 | 3-7 | 4-4 | 4 | 1 | 11 | DiPillo | 3 | 2-4 | 0-0 | 1 | 0 | 5 |
| Lawson, J | 10 | 2-3 | 2-2 | 4 | 1 | 6 | Edwards | 21 | 3-7 | 0-0 | 7 | 2 | 7 |
| Chall, J | 3 | 0-1 | 0-0 | 0 | 0 | 0 | Klaiber | 16 | 2-5 | 0-0 | 1 | 0 | 5 |
| Bauer, J | 20 | 8-8 | 4-5 | 4 | 1 | 26 | Cuzela | 19 | 4-10 | 0-0 | 2 | 0 | 10 |
| Hagen, J | 10 | 2-4 | 3-4 | 7 | 0 | 7 | TEAM | | | | 2 | | |
| Smriga, J | 4 | 0-0 | 0-0 | 2 | 0 | 0 | Totals | 200 | 24-67 | 7-9 | 27 | 12 | 66 |
| TEAM | | | | 0 | | | | | | | | | |
| Totals | 200 | 34-61 | 22-28 | 49 | 24 | 104 | | | | | | | |

Halftime: Minnesota 50, FDU 31 **3-Pt Goals:** Minn - 14-23 (Rickert 1-4, Hargrow 1-1, Burleson 0-2, Johnson 4-5, Hokenson 0-1, Gaines, 1-3, Esselink 1-1, Bauer 6-6) FDU - 11-31 (Bomayako 3-6, Hammond, 1-4, Leis 0-2, Mattox 0-3, Filipovic 0-1, Sunkins 0-1, Peterson 2-2, DiPillo 1-2, Edwards 1-3, Klaiber 1-2, Cuzela 2-5)
Turnovers: Minnesota 17, FDU 14 **Personal Fouls:** Minnesota 15, FDU 23
Technical: None **Fouled Out:** FDU - Klaiber **Att:** 12,182

MINNESOTA 81
Oregon 90

Game 8

December 22, 2002
McArthur Court
Eugene, Ore.

Attendance: 9,087

Recap: No. 25 Minnesota lost to the No. 5 Oregon Ducks 90-81 in Eugene, Ore. The Gophers (6-2) trailed by as many as 14 points in the second half, but rallied to within four points at 85-81 with :20 left, but could get no closer. Oregon (8-1) converted all five of their free throw attempts down the stretch to earn the victory. The Maroon and Gold was led by Steve Esselink who set four new career highs with 18 points, six field goals made, eight three-point field goal attempts and six three-point field goals made.

| Minnesota | Min | FG-A | FT-A | R | A | Pt | Oregon | Min | FG-A | FT-A | R | A | Pt |
|-------------|-----|-------|-------|----|----|----|-------------|-----|-------|-------|----|----|----|
| Rickert, F | 15 | 4-9 | 0-0 | 6 | 1 | 8 | Johnson, F | 16 | 2-2 | 3-8 | 1 | 2 | 7 |
| Holman, F | 29 | 8-8 | 1-2 | 5 | 1 | 17 | Jackson, F | 35 | 2-9 | 5-6 | 7 | 5 | 10 |
| Hargrow, G | 33 | 3-12 | 2-2 | 5 | 2 | 8 | Helquist, C | 19 | 3-5 | 0-0 | 5 | 0 | 6 |
| Burleson, G | 35 | 2-8 | 5-6 | 2 | 7 | 11 | Davis, G | 23 | 3-5 | 1-2 | 2 | 3 | 10 |
| Johnson, G | 19 | 1-4 | 0-0 | 3 | 1 | 3 | Ridnour, G | 39 | 5-16 | 4-6 | 5 | 5 | 15 |
| Robinson, J | 2 | 0-1 | 0-0 | 0 | 0 | 0 | Short | 5 | 2-2 | 2-4 | 1 | 1 | 6 |
| Gaines, J | 14 | 1-1 | 2-2 | 4 | 0 | 4 | Crosswhite | 19 | 7-10 | 2-3 | 3 | 2 | 18 |
| Esselink, J | 17 | 6-8 | 0-1 | 2 | 1 | 18 | Joseph | 27 | 3-5 | 5-6 | 2 | 1 | 14 |
| Lawson, J | 4 | 0-1 | 2-2 | 2 | 0 | 2 | Anderson | 17 | 2-6 | 0-0 | 1 | 0 | 4 |
| Bauer, J | 22 | 2-13 | 2-2 | 5 | 2 | 8 | TEAM | | | | 4 | | |
| Hagen, J | 9 | 0-0 | 2-2 | 3 | 0 | 2 | Totals | 200 | 29-60 | 22-35 | 31 | 19 | 90 |
| TEAM | | | | 2 | | | | | | | | | |
| Totals | 200 | 27-65 | 16-19 | 39 | 15 | 81 | | | | | | | |

Halftime: Minnesota 31, UO 38 **3-Pt Goals:** Minn - 11-31 (Rickert 0-3, Hargrow 0-4, Burleson 2-4, Johnson 1-2, Esselink 6-8, Bauer 2-9) UO - 10-21 (Jackson, 1-3, Davis 3-4, Ridnour 1-4, Crosswhite 2-4, Joseph 3-5, Anderson 0-1)
Turnovers: Minnesota 24, UO 19 **Personal Fouls:** Minnesota 29, UO 21
Technical: None **Fouled Out:** Minn - Rickert UO - Crosswhite **Att:** 9,087

| | | | |
|--------------------------------|----|---|--------|
| MINNESOTA Texas Tech | ot | 89 | Game 9 |
| | | 99 | |
| Attendance: 14,156 | | December 28, 2002 Williams Arena Minneapolis, Minn. | |

Recap: Minnesota (6-3) lost 99-89 to Texas Tech (8-1) at Williams Arena in front of 14,156 fans, the largest crowd of the season thus far. The Golden Gophers went on a 14-4 run in the final three minutes of regulation to force overtime. However, Texas Tech scored 25 points in overtime to give them the victory. Texas Tech took a 70-60 lead with 3:03 remaining in regulation. Minnesota could not keep the momentum going in overtime as the Red Raiders scored the first eight points and never looked back. Hargrow scored a career-high 24 points on 9-of-15 shooting to lead the Gophers.

| Minnesota | Min | FG-A | FT-A | R | A | Pt | Texas Tech | Min | FG-A | FT-A | R | A | Pt |
|-------------|-----|-------|-------|----|----|----|----------------|-----|-------|-------|----|----|----|
| Rickert, F | 39 | 9-21 | 2-3 | 11 | 3 | 22 | Storozynski, F | 38 | 7-13 | 2-6 | 3 | 0 | 16 |
| Bauer, F | 26 | 4-11 | 3-4 | 6 | 2 | 12 | Powell, F | 43 | 5-14 | 6-12 | 8 | 6 | 16 |
| Holman, C | 37 | 4-6 | 0-0 | 6 | 1 | 8 | Tomaszek, C | 43 | 11-15 | 6-9 | 16 | 1 | 28 |
| Hargrow, G | 41 | 9-15 | 4-4 | 6 | 3 | 24 | Emmett, G | 34 | 9-15 | 6-9 | 5 | 1 | 24 |
| Burleson, G | 19 | 2-3 | 2-2 | 0 | 2 | 7 | Ross, G | 24 | 4-5 | 3-5 | 0 | 5 | 11 |
| Johnson | 26 | 2-5 | 2-2 | 0 | 6 | 7 | Chavis | 20 | 2-4 | 0-0 | 3 | 3 | 4 |
| Robinson | 7 | 0-1 | 0-0 | 0 | 0 | 0 | Doudney | 4 | 0-1 | 0-0 | 0 | 1 | 0 |
| Gaines | 10 | 1-4 | 0-0 | 2 | 0 | 2 | Marshall | 6 | 0-0 | 0-0 | 0 | 0 | 0 |
| Esselink | 15 | 2-5 | 0-1 | 1 | 1 | 5 | Valde | 9 | 0-0 | 0-0 | 0 | 0 | 0 |
| Hagen | 5 | 1-1 | 0-0 | 3 | 1 | 2 | Otoegbu | 2 | 0-0 | 0-0 | 0 | 0 | 0 |
| TEAM | | | | | | 5 | Washington | 2 | 0-0 | 0-0 | 0 | 0 | 0 |
| Totals | 225 | 34-72 | 13-16 | 40 | 19 | 89 | TEAM | | | | | | 5 |
| | | | | | | | Totals | 225 | 38-67 | 23-41 | 40 | 17 | 99 |

Halftime: Minnesota 30, TT 37 **3-Pt Goals:** Minn - 8-23 (Rickert 2-4, Hargrow 2-4, Burleson 1-2, Johnson 1-2, Esselink 1-4, Bauer 1-5, Robinson 0-1, Gaines 0-1) TT - 0-2 (Powell 0-1, Chavis 0-1)
Turnovers: Minnesota 20, TT 15 **Personal Fouls:** Minnesota 28, TT 17
Technical: None **Fouled Out:** Minn - Hargrow, Burleson **Att:** 14,156

| | | | |
|----------------------------------|--|---|---------|
| MINNESOTA Oral Roberts | | 85 | Game 10 |
| | | 80 | |
| Attendance: 12,101 | | January 1, 2003 Williams Arena Minneapolis, Minn. | |

Recap: Minnesota (7-3) defeated Oral Roberts (8-4) 85-80 at Williams Arena. The Gophers were led by Maurice Hargrow who recorded his first career double-double with 17 points and 10 boards. Minnesota led by as many as 10 in the second half, but Oral Roberts provided a scare when Tyrone Tiggs made a three-pointer with just under 20 seconds remaining to cut Minnesota's lead to four. Kevin Burleson recorded a season-best 17 points and was 4-of-4 from behind the arc while Rick Rickert came off the bench for the first time in his Gopher career adding 15 points and nine rebounds.

| Minnesota | Min | FG-A | FT-A | R | A | Pt | Oral Roberts | Min | FG-A | FT-A | R | A | Pt |
|-------------|-----|-------|-------|----|----|----|--------------------|-----|-------|-------|----|----|----|
| Gaines, F | 17 | 1-4 | 0-0 | 2 | 1 | 2 | Moore, F | 30 | 1-4 | 2-2 | 7 | 1 | 4 |
| Esselink, F | 24 | 3-8 | 0-0 | 1 | 2 | 7 | Borges, F | 26 | 5-14 | 1-2 | 4 | 0 | 12 |
| Hagen, C | 20 | 2-7 | 3-4 | 9 | 3 | 7 | Tiggs, G | 31 | 4-13 | 6-10 | 15 | 2 | 17 |
| Hargrow, G | 32 | 3-9 | 11-16 | 10 | 2 | 17 | Atkinson, G | 26 | 4-8 | 1-2 | 1 | 2 | 13 |
| Burleson, G | 25 | 4-5 | 5-8 | 6 | 3 | 17 | Spencer-Gardner, G | 31 | 1-11 | 5-6 | 3 | 3 | 8 |
| Rickert | 27 | 4-13 | 7-11 | 9 | 0 | 15 | Tragardh | 9 | 2-5 | 4-4 | 0 | 1 | 8 |
| Robinson | 12 | 2-2 | 0-0 | 4 | 0 | 5 | Bluitt | 11 | 1-3 | 3-4 | 3 | 2 | 5 |
| Johnson | 19 | 2-4 | 3-4 | 0 | 1 | 7 | Charles | 23 | 3-5 | 3-3 | 7 | 1 | 11 |
| Lawson | 2 | 0-0 | 0-0 | 0 | 0 | 0 | Gastel | 13 | 1-5 | 0-0 | 1 | 1 | 2 |
| Holman | 19 | 3-5 | 2-2 | 6 | 1 | 8 | Ogunoye | 0+ | 0-0 | 0-0 | 0 | 0 | 0 |
| Bauer | 3 | 0-0 | 0-0 | 0 | 0 | 0 | TEAM | | | | | | 2 |
| TEAM | | | | | | 4 | Totals | 200 | 22-68 | 25-33 | 43 | 13 | 80 |
| Totals | 200 | 24-57 | 31-45 | 51 | 14 | 85 | | | | | | | |

Halftime: Minnesota 35, ORU 33 **3-Pt Goals:** Minn - 6-18 (Gaines 0-1, Esselink 1-4, Hargrow 0-4, Burleson 4-4, Rickert 0-2, Robinson 1-1, Johnson 0-2) ORU - 11-32 (Borges 1-3, Tiggs 3-9, Atkinson 4-8, Spencer-Gardner 1-7, Tragardh 0-1, Bluitt 0-1, Charles 2-3)
Turnovers: Minnesota 13, ORU 13 **Personal Fouls:** Minnesota 25, ORU 33
Technical: Minn - bench **Fouled Out:** ORU - Borges, Moore, Tiggs, Spencer-Gardner **Att:** 12,101

| | | | |
|----------------------------------|--|---|---------|
| MINNESOTA Sacred Heart | | 79 | Game 11 |
| | | 46 | |
| Attendance: 12,045 | | January 4, 2003 Williams Arena Minneapolis, Minn. | |

Recap: Minnesota (8-3) closed out its non-conference schedule with a 79-46 victory over Sacred Heart (1-9) at Williams Arena. The Golden Gophers had four players in double figure scoring and limited the Pioneers to just 27 percent shooting to improve to 8-3 on the season. Rick Rickert led Minnesota with 14 points while Jeff Hagen added a career-high 12 points and nine rebounds. Maurice Hargrow and Aaron Robinson added 11 points.

| Minnesota | Min | FG-A | FT-A | R | A | Pt | Sacred Heart | Min | FG-A | FT-A | R | A | Pt |
|-------------|-----|-------|-------|----|----|----|---------------|-----|-------|------|----|----|----|
| Rickert, F | 25 | 5-10 | 4-5 | 4 | 2 | 14 | Queenen, G | 18 | 1-5 | 0-0 | 2 | 1 | 2 |
| Esselink, F | 15 | 3-7 | 1-1 | 6 | 0 | 7 | Wellington, G | 37 | 2-9 | 0-0 | 4 | 3 | 4 |
| Holman, C | 19 | 3-6 | 1-3 | 9 | 0 | 7 | Assel, G | 36 | 3-8 | 0-0 | 2 | 1 | 9 |
| Hargrow, G | 20 | 5-7 | 0-0 | 1 | 3 | 11 | Bailey, G | 32 | 7-18 | 3-3 | 1 | 1 | 18 |
| Burleson, G | 24 | 2-4 | 0-0 | 2 | 1 | 6 | Spivey, G | 12 | 0-0 | 0-0 | 1 | 0 | 0 |
| Robinson | 14 | 3-5 | 2-2 | 4 | 4 | 11 | Samuels | 11 | 1-5 | 0-0 | 3 | 0 | 3 |
| Gaines | 13 | 1-1 | 2-4 | 2 | 2 | 4 | Parker | 19 | 0-5 | 2-4 | 5 | 3 | 2 |
| Johnson | 20 | 0-2 | 0-0 | 2 | 5 | 0 | James | 11 | 1-3 | 0-0 | 1 | 0 | 2 |
| Bolden | 2 | 0-0 | 0-0 | 2 | 0 | 0 | King | 18 | 2-8 | 2-2 | 2 | 1 | 6 |
| Lawson | 11 | 1-3 | 0-0 | 0 | 2 | 2 | Tuffel | 3 | 0-1 | 0-0 | 0 | 0 | 0 |
| Chall | 2 | 0-1 | 0-0 | 1 | 0 | 0 | Eannotti | 3 | 0-0 | 0-0 | 1 | 0 | 0 |
| Bauer | 15 | 1-4 | 2-2 | 5 | 1 | 4 | TEAM | | | | | | 4 |
| Hagen | 18 | 4-6 | 4-4 | 9 | 1 | 12 | Totals | 200 | 17-62 | 7-9 | 26 | 10 | 46 |
| Smriga | 2 | 0-0 | 1-2 | 1 | 0 | 1 | | | | | | | |
| TEAM | | | | | | 3 | | | | | | | |
| Totals | 200 | 28-56 | 17-23 | 51 | 21 | 79 | | | | | | | |

Halftime: Minnesota 36, SHU 22 **3-Pt Goals:** Minn - 6-15 (Esselink 0-3, Hargrow 1-1, Burleson 2-4, Robinson 3-4, Johnson 0-1, Bauer 0-2) SHU - 5-21 (Wellington 0-5, Assel 3-7, Bailey 1-5, Samuels 1-2, Parker 0-2)
Turnovers: Minnesota 23, SHU 19 **Personal Fouls:** Minnesota 11, SHU 20
Technical: none **Fouled Out:** none **Att:** 12,045

| | | | |
|------------------------------|--|---|---------|
| MINNESOTA Illinois | | 70 | Game 12 |
| | | 76 | |
| Attendance: 13,548 | | January 7, 2003 Williams Arena Minneapolis, Minn. | |

Recap: Minnesota (8-4, 0-1) lost 76-70 to Illinois (11-1, 1-0) at Williams Arena in both teams' Big Ten opener. With 2:37 to play, Maurice Hargrow tied the game at 67, making two free throws. But a three-pointer from Sean Harrington at 2:23 gave the lead back to Illinois and Minnesota was unable to rally. Minnesota had just 10 turnovers, its fewest since the second game of the season. But they were unable to overcome a terrible shooting night. The Gophers shot just 35 percent, making just 18-of-59 field goal attempts.

| Minnesota | Min | FG-A | FT-A | R | A | Pt | Illinois | Min | FG-A | FT-A | R | A | Pt |
|-------------|-----|-------|-------|----|----|----|---------------|-----|-------|-------|----|----|----|
| Rickert, F | 33 | 5-19 | 1-3 | 5 | 4 | 12 | Harrington, F | 36 | 7-12 | 2-2 | 7 | 3 | 22 |
| Esselink, F | 12 | 1-5 | 0-0 | 1 | 0 | 2 | Cook, F | 33 | 6-13 | 13-17 | 11 | 1 | 25 |
| Holman, C | 14 | 2-2 | 2-2 | 4 | 0 | 6 | Augustine, C | 13 | 3-5 | 4-4 | 6 | 0 | 10 |
| Hargrow, G | 33 | 0-2 | 10-10 | 1 | 4 | 10 | Williams, G | 12 | 0-0 | 0-0 | 1 | 3 | 0 |
| Burleson, G | 34 | 2-8 | 0-0 | 4 | 1 | 4 | Brown, G | 28 | 2-5 | 0-2 | 3 | 5 | 5 |
| Robinson | 6 | 1-2 | 1-2 | 1 | 0 | 3 | Head | 24 | 2-5 | 1-4 | 3 | 3 | 6 |
| Gaines | 9 | 0-0 | 3-4 | 1 | 0 | 3 | Ferguson | 20 | 0-4 | 0-0 | 1 | 5 | 0 |
| Johnson | 26 | 1-5 | 6-7 | 4 | 0 | 9 | Wilson | 5 | 0-0 | 0-0 | 1 | 0 | 0 |
| Lawson | 0+ | 0-0 | 0-0 | 0 | 0 | 0 | Powell | 2 | 0-0 | 0-0 | 0 | 0 | 0 |
| Bauer | 26 | 5-15 | 4-4 | 9 | 1 | 17 | Smith | 27 | 3-6 | 1-2 | 6 | 0 | 8 |
| Hagen | 7 | 1-1 | 2-2 | 0 | 0 | 4 | TEAM | | | | | | 2 |
| TEAM | | | | | | 2 | Totals | 200 | 23-50 | 21-31 | 41 | 20 | 76 |
| Totals | 200 | 18-59 | 29-34 | 32 | 10 | 70 | | | | | | | |

Halftime: Minnesota 33, ILL 36 **3-Pt Goals:** Minn - 5-26 (Rickert 1-4, Esselink 0-3, Burleson 0-6, Robinson 0-1, Johnson 1-2, Bauer 3-10) ILL - 9-22 (Harrington 6-9, Cook 0-3, Brown 1-4, Head 1-4, Ferguson 0-1, Smith 1-1)
Turnovers: Minnesota 10, ILL 18 **Personal Fouls:** Minnesota 23, ILL 24
Technical: none **Fouled Out:** MINN - Hagen, Holman, Rickert **Att:** 13,548

| | | |
|---------------------------|-----------|--|
| MINNESOTA | 50 | Game 13 |
| Wisconsin | 66 | January 15, 2003 Kohl Center Madison, Wis. |
| Attendance: 17,142 | | |

Recap: Minnesota (8-5, 0-2) lost 66- 50 to Wisconsin (11-4, 1-2) at the Kohl Center in Madison, Wis. The Gophers shooting suffered going just 21-of-58 from the field for 36 percent, while the Badgers were 25-of-55 for 45.5 percent. Free throw shooting was much of the same for the Maroon and Gold with 43 percent on 3-of-7 shooting from the line. Leading the way for Minnesota was Rick Rickert with 14 points and five rebounds. Mike Bauer had 10 points and eight boards and Jeff Hagen added eight points.

| Minnesota | Min | FG-A | FT-A | R | A | Pt | Wisconsin | Min | FG-A | FT-A | R | A | Pt |
|---------------|------------|--------------|------------|-----------|-----------|-----------|---------------|------------|--------------|--------------|-----------|-----------|-----------|
| Rickert, F | 25 | 6-13 | 0-0 | 5 | 1 | 14 | Tucker, F | 33 | 3-8 | 3-4 | 5 | 2 | 10 |
| Hargrow, F | 28 | 3-8 | 0-0 | 0 | 2 | 7 | Wilkinson, F | 27 | 4-9 | 0-0 | 4 | 1 | 9 |
| Holman, C | 16 | 1-5 | 0-0 | 2 | 1 | 2 | Penney, G | 35 | 8-12 | 4-5 | 7 | 4 | 22 |
| Robinson, G | 17 | 0-1 | 0-0 | 1 | 1 | 0 | Owens, G | 31 | 1-8 | 2-2 | 5 | 2 | 4 |
| Johnson, G | 19 | 0-2 | 0-0 | 2 | 2 | 0 | Harris, G | 36 | 7-13 | 1-2 | 10 | 2 | 17 |
| Burleson | 23 | 1-4 | 0-0 | 3 | 2 | 2 | Wade | 19 | 1-3 | 0-0 | 1 | 1 | 2 |
| Gaines | 10 | 0-2 | 2-4 | 1 | 0 | 2 | Helmigk | 3 | 0-0 | 0-0 | 0 | 1 | 0 |
| Esselink | 15 | 2-6 | 0-0 | 2 | 1 | 5 | Mader | 16 | 1-2 | 0-0 | 4 | 2 | 2 |
| Lawson | 0+ | 0-1 | 0-0 | 0 | 0 | 0 | TEAM | | | | 4 | | |
| Bauer | 27 | 4-9 | 1-3 | 8 | 2 | 10 | Totals | 200 | 25-55 | 10-13 | 40 | 15 | 66 |
| Hagen | 20 | 4-7 | 0-0 | 4 | 3 | 8 | | | | | | | |
| TEAM | | | | | | 1 | | | | | | | |
| Totals | 200 | 21-58 | 3-7 | 29 | 15 | 50 | | | | | | | |

Halftime: Minnesota 26, UW 29 **3-Pt Goals:** Minn - 5-17 (Rickert 2-5, Hargrow 1-3, Robinson 0-1, Burleson 0-2, Esselink 1-3, Bauer 1-3) UW - 6-19 (Tucker, 1-2, Wilkinson 1-3, Penney 2-5, Owens 0-2, Harris 2-5, Wade 0-2)
Turnovers: Minnesota 14, UW 16 **Personal Fouls:** Minnesota 16, UW 14
Technical: none **Fouled Out:** none **Att:** 17,142

| | | |
|---------------------------|-----------|--|
| MINNESOTA | 77 | Game 14 |
| Michigan State | 69 | January 18, 2003 Williams Arena Minneapolis, Minn. |
| Attendance: 14,617 | | |

Recap: Minnesota (9-5, 1-2) defeated Michigan State (9-7, 1-3) 77-69 at Williams Arena. The Gophers jumped out to a 17-point lead in the first half and never looked back. Rick Rickert and Michael Bauer combined to score 42 points to give the Gophers their first Big Ten victory of the season. Bauer and Rickert each finished the game with 21 points. Bauer tied a career high with four blocks and this marked a new career high for scoring in Big Ten games. Rickert added six rebounds and Aaron Robinson had a career- best six assists.

| Minnesota | Min | FG-A | FT-A | R | A | Pt | Michigan State | Min | FG-A | FT-A | R | A | Pt |
|---------------|------------|--------------|--------------|-----------|-----------|-----------|----------------|------------|--------------|--------------|-----------|-----------|-----------|
| Rickert, F | 33 | 7-13 | 5-10 | 6 | 2 | 21 | Anderson, F | 20 | 0-1 | 4-4 | 2 | 0 | 4 |
| Bauer, F | 31 | 7-15 | 2-2 | 4 | 0 | 21 | Anagonye, F | 33 | 2-7 | 7-8 | 12 | 4 | 11 |
| Holman, C | 12 | 0-3 | 2-2 | 4 | 1 | 2 | Andreas, C | 10 | 0-1 | 2-2 | 3 | 0 | 2 |
| Hargrow, G | 27 | 2-6 | 6-8 | 5 | 3 | 11 | Hill, G | 32 | 4-10 | 0-3 | 3 | 5 | 11 |
| Burleson, G | 22 | 0-1 | 6-8 | 2 | 2 | 6 | Torbert, C | 33 | 3-11 | 5-8 | 6 | 1 | 12 |
| Robinson | 18 | 2-3 | 0-0 | 3 | 6 | 6 | Johnson | 1 | 0-0 | 0-0 | 0 | 0 | 0 |
| Gaines | 11 | 1-5 | 0-0 | 3 | 0 | 2 | Ager | 18 | 1-6 | 2-4 | 4 | 0 | 5 |
| Johnson | 24 | 2-6 | 1-2 | 1 | 2 | 5 | Bogarakos | 10 | 2-2 | 0-0 | 5 | 0 | 5 |
| Lawson | 2 | 0-0 | 0-0 | 0 | 0 | 0 | Davis | 4 | 0-2 | 0-0 | 2 | 0 | 0 |
| Hagen | 20 | 1-1 | 1-3 | 5 | 2 | 3 | Lorbek | 12 | 2-4 | 2-2 | 0 | 2 | 7 |
| TEAM | | | | | | 6 | Ballinger | 20 | 3-8 | 1-2 | 6 | 1 | 8 |
| Totals | 200 | 22-53 | 23-35 | 39 | 18 | 77 | TEAM | | | | | | 2 |
| | | | | | | | Totals | 200 | 18-57 | 24-35 | 48 | 14 | 69 |

Halftime: Minnesota 37, MSU 30 **3-Pt Goals:** Minn-10-27 (Rickert 2-6, Bauer 5-12, Hargrow 1-2, Burleson 0-1, Robinson 2-3, Gaines 0-1, Johnson 0-2) MSU - 9-22 (Hill 3-7, Torbert 1-3, Wolfe 1-4, Ager 1-3, Bogarakos 1-1, Davis 0-1, Lorbek 1-1, Ballinger 1-2)
Turnovers: Minnesota 12, MSU 17 **Personal Fouls:** Minnesota 28, MSU 29
Technical: MSU - bench **Fouled Out:** MSU - Anderson
Minn - Hagen, Bauer **Att:** 14,617

| | | |
|---------------------------|-----------|---|
| MINNESOTA | 63 | Game 15 |
| Michigan | 75 | January 22, 2003 Crisler Arena Ann Arbor, Mich. |
| Attendance: 11,468 | | |

Recap: Minnesota's road woes continued with a 75-63 loss to Michigan in Crisler Arena. The Golden Gophers (9-6, 1-3) kept the game close until the 7:48 mark in the second half when a LaVell Blanchard three-pointer sparked an 18-4 run to earn the victory for Michigan (12-6, 5-0). Rick Rickert was the leading scorer for Minnesota with 15 points and eight rebounds. Michael Bauer had 14 points, eight rebounds and two blocks, while Kevin Burleson added 13 points and six assists.

| Minnesota | Min | FG-A | FT-A | R | A | Pt | Michigan | Min | FG-A | FT-A | R | A | Pt |
|---------------|------------|--------------|-------------|-----------|-----------|-----------|------------------|------------|--------------|--------------|-----------|-----------|-----------|
| Bauer, F | 37 | 4-10 | 2-6 | 8 | 2 | 14 | Robinson, Jr., F | 38 | 4-9 | 5-5 | 11 | 3 | 13 |
| Rickert, F | 28 | 7-15 | 0-1 | 8 | 0 | 15 | Blanchard, F | 28 | 7-12 | 10-11 | 9 | 1 | 28 |
| Holman, C | 14 | 2-3 | 0-0 | 1 | 1 | 4 | Brown, C | 22 | 1-2 | 0-1 | 2 | 0 | 2 |
| Burleson, G | 28 | 4-7 | 2-4 | 3 | 6 | 13 | Horton, G | 39 | 5-16 | 2-2 | 3 | 3 | 14 |
| Hargrow, G | 38 | 4-12 | 0-2 | 6 | 4 | 10 | Abram, G | 36 | 1-6 | 6-8 | 8 | 3 | 8 |
| Robinson | 18 | 1-4 | 0-1 | 2 | 1 | 3 | Hunter | 25 | 1-2 | 6-7 | 3 | 1 | 8 |
| Johnson | 21 | 0-3 | 0-0 | 1 | 0 | 0 | Bailey | 5 | 1-3 | 0-0 | 1 | 0 | 2 |
| Hagen | 13 | 1-6 | 2-2 | 1 | 1 | 4 | Groninger | 2 | 0-0 | 0-0 | 1 | 0 | 0 |
| Lawson | 3 | 0-0 | 0-0 | 0 | 0 | 0 | Harrell | 5 | 0-0 | 0-0 | 1 | 0 | 0 |
| TEAM | | | | | | 2 | TEAM | | | | 5 | | |
| Totals | 200 | 23-60 | 6-16 | 32 | 15 | 63 | Totals | 200 | 20-50 | 29-34 | 44 | 11 | 75 |

Halftime: MINN 31, MICH 32 **3-Pt Goals:** MINN-11-26 (Bauer 4-9, Rickert 1-4, Burleson 3-4, Hargrow 2-4, Robinson 1-3, Johnson 0-2) MICH - 6-22 (Robinson Jr., 0-2, Blanchard 4-7, Horton 2-10, Abram 0-3)
Turnovers: Minnesota 16, MICH 20 **Personal Fouls:** Minnesota 27, MICH 16
Technical: none **Fouled Out:** MINN - Holman, Burleson **Att:** 11,468

| | | |
|---------------------------|-----------|--|
| MINNESOTA | 74 | Game 16 |
| Northwestern | 57 | January 25, 2003 Williams Arena Minneapolis, Minn. |
| Attendance: 13,311 | | |

Recap: Minnesota (10-6, 2-3) defeated Northwestern University (8-8, 0-5) 74-57 Saturday at Williams Arena. Minnesota completed a 12-0 run at 13:09 to seal the win and hand Northwestern its fifth loss in the Big Ten. Jerry Holman had his first career double-double with 10 points and 11 rebounds. Holman got the crowd roaring with his 16th dunk of the season at the 3:37 point in the second half. Maurice Hargrow added 19 points and four rebounds while Kevin Burleson had 16 points, six assists and four steals

| Minnesota | Min | FG-A | FT-A | R | A | Pt | Northwestern | Min | FG-A | FT-A | R | A | Pt |
|---------------|------------|--------------|--------------|-----------|-----------|-----------|---------------|------------|--------------|--------------|-----------|-----------|-----------|
| Rickert, F | 35 | 4-11 | 3-3 | 9 | 0 | 11 | Maley, F | 20 | 0-2 | 2-2 | 1 | 1 | 2 |
| Bauer, F | 25 | 3-6 | 0-0 | 4 | 2 | 8 | Burke, F | 35 | 2-9 | 5-6 | 4 | 1 | 9 |
| Holman, C | 33 | 4-5 | 2-4 | 11 | 2 | 10 | Jennings, C | 40 | 6-14 | 4-4 | 8 | 1 | 16 |
| Hargrow, G | 34 | 6-12 | 7-10 | 4 | 3 | 19 | Parker, G | 37 | 4-8 | 0-0 | 4 | 3 | 8 |
| Burleson, G | 31 | 6-10 | 0-2 | 3 | 6 | 16 | Young, G | 33 | 1-8 | 2-2 | 4 | 2 | 4 |
| Robinson | 12 | 0-3 | 0-0 | 0 | 1 | 0 | Blake | 5 | 0-1 | 0-0 | 0 | 1 | 0 |
| Gaines | 4 | 0-0 | 0-0 | 0 | 0 | 0 | Hachad | 22 | 3-5 | 3-8 | 2 | 3 | 9 |
| Johnson | 15 | 2-2 | 0-0 | 2 | 1 | 4 | Seacat | 6 | 3-6 | 0-0 | 0 | 0 | 9 |
| Esselink | 4 | 0-1 | 0-0 | 1 | 0 | 0 | Duvancic | 2 | 0-0 | 0-0 | 1 | 0 | 0 |
| Hagen | 7 | 2-2 | 2-3 | 0 | 1 | 6 | TEAM | | | | | | 5 |
| TEAM | | | | | | 3 | Totals | 200 | 19-53 | 16-22 | 29 | 12 | 57 |
| Totals | 200 | 27-52 | 14-22 | 37 | 16 | 74 | | | | | | | |

Halftime: MINN 29, NU 24 **3-Pt Goals:** MINN-6-21 (Rickert 0-2, Bauer 2-5, Hargrow 0-3, Burleson 4-8, Robinson 0-3) NU - 3-19 (Maley 0-1, Burke 0-3, Jennings 0-1, Parker 0-2, Young 0-4, Blake 0-1, Hachad 0-1, Seacat 3-6)
Turnovers: Minnesota 16, NU 13 **Personal Fouls:** Minnesota 18, NU 19
Technical: none **Fouled Out:** NU - Young **Att:** 13,311

MINNESOTA
Penn State

76
75

Game 17

January 29, 2003
Bryce Jordan Center
State College, Pa.

Attendance: 6,888

Recap: Rick Rickert hit two free throws with 7.6 seconds remaining to give Minnesota a 76-75 emotional win over Penn State in State College, Pa. Minnesota ended the game on a 9-2 run to pick up its first road win of the season and improve to 11-6 and 3-3 in the Big Ten. Penn State had a final possession but Michael Bauer deflected a Brandon Watkins pass as time expired. Bauer led all Minnesota scorers for the game with 20 points while Rickert and Maurice Hargrow added 13. Bauer also added a career-best six assists.

| Minnesota | Min | FG-A | FT-A | R | A | Pt | Penn State | Min | FG-A | FT-A | R | A | Pt |
|---------------|------------|--------------|--------------|-----------|-----------|-----------|---------------|------------|--------------|--------------|-----------|-----------|-----------|
| Rickert, F | 35 | 4-8 | 4-4 | 6 | 1 | 13 | Summers, F | 26 | 2-3 | 0-0 | 8 | 0 | 4 |
| Bauer, F | 29 | 4-8 | 10-11 | 2 | 6 | 20 | Jagla, F | 16 | 2-7 | 2-4 | 4 | 1 | 6 |
| Holman, C | 24 | 4-7 | 2-2 | 6 | 0 | 10 | Riley, F | 13 | 2-6 | 0-0 | 1 | 0 | 4 |
| Hargrow, G | 33 | 5-11 | 2-4 | 1 | 5 | 13 | Watkins, G | 37 | 9-14 | 1-1 | 1 | 5 | 20 |
| Burleson, G | 31 | 3-10 | 0-0 | 4 | 2 | 8 | Chambliss, G | 32 | 2-6 | 5-6 | 0 | 2 | 10 |
| Robinson | 9 | 0-1 | 0-0 | 0 | 0 | 0 | Cameron | 3 | 0-1 | 0-0 | 0 | 0 | 0 |
| Gaines | 12 | 1-1 | 0-0 | 0 | 0 | 2 | Fellows | 7 | 2-2 | 0-0 | 1 | 1 | 4 |
| Johnson | 17 | 3-3 | 0-0 | 0 | 0 | 6 | Johnson | 32 | 4-11 | 10-14 | 10 | 0 | 18 |
| Esselink | 3 | 0-0 | 0-0 | 0 | 0 | 0 | Vossekuil | 24 | 0-1 | 2-2 | 2 | 4 | 2 |
| Hagen | 7 | 2-3 | 0-2 | 5 | 1 | 4 | Egekeze | 10 | 2-4 | 3-4 | 1 | 0 | 7 |
| TEAM | | | | 2 | | | TEAM | | | | 3 | | |
| Totals | 200 | 26-52 | 18-23 | 27 | 15 | 76 | Totals | 200 | 25-55 | 23-31 | 31 | 13 | 75 |

Halftime: MINN 45, PSU 33 **3-Pt Goals:** MINN- 6-16 (Rickert 1-2, Bauer 2-5, Hargrow 1-2, Burleson 2-7)

PSU - 2-16 (Jagla 0-3, Riley 0-4, Watkins 1-4, Chambliss 1-4, Vossekuil 0-1)

Turnovers: Minnesota 15, PSU 14

Personal Fouls: Minnesota 22, PSU 22

Technical: PSU - Watkins

Fouled Out: PSU - Jagla

Att: 6,888

MINN - Hargrow

University of Minnesota
Minnesota Golden Gophers Combined Team Statistics (as of Jan 31, 2003)
All games

| | | | | |
|----------------------------|----------------|---------------|--------------|----------------|
| RECORD: | OVERALL | HOME | AWAY | NEUTRAL |
| ALL GAMES..... | (11-6) | (10-2) | (1-4) | (0-0) |
| CONFERENCE..... | (3-3) | (2-1) | (1-2) | (0-0) |
| NON-CONFERENCE..... | (8-3) | (8-1) | (0-2) | (0-0) |

| # Player | GP-GS | Min--Avg | ---TOTAL--- | | | ---3-PTS--- | | ----REBOUNDS---- | | | | PF FO | | A TO Blk Stl | | | | Pts | Avg | |
|---------------------|-------|----------|-------------|------|---------|-------------|---------|------------------|-----|-----|-----|-------|-----|--------------|-----|-----|-----|-----|------|------|
| | | | FG-FGA | Pct | 3FG-FGA | Pct | FT-FTA | Pct | Off | Def | Tot | Avg | | | | | | | | |
| Rickert, Rick..... | 16-15 | 469 29.3 | 80-187 | .428 | 20-53 | .377 | 50-74 | .676 | 30 | 73 | 103 | 6.4 | 42 | 2 | 18 | 35 | 21 | 12 | 230 | 14.4 |
| Hargrow, Maurice... | 17-16 | 522 30.7 | 73-163 | .448 | 18-43 | .419 | 67-97 | .691 | 27 | 54 | 81 | 4.8 | 32 | 1 | 40 | 28 | 3 | 15 | 231 | 13.6 |
| Bauer, Michael..... | 17-7 | 417 24.5 | 66-156 | .423 | 36-95 | .379 | 46-61 | .754 | 21 | 56 | 77 | 4.5 | 39 | 1 | 33 | 23 | 30 | 12 | 214 | 12.6 |
| Holman, Jerry..... | 17-16 | 387 22.8 | 62-105 | .590 | 0-0 | .000 | 32-46 | .696 | 46 | 51 | 97 | 5.7 | 58 | 4 | 14 | 30 | 31 | 9 | 156 | 9.2 |
| Burleson, Kevin.... | 17-16 | 492 28.9 | 39-104 | .375 | 23-65 | .354 | 25-39 | .641 | 8 | 45 | 53 | 3.1 | 49 | 2 | 81 | 50 | 14 | 28 | 126 | 7.4 |
| Johnson, Ben..... | 17-9 | 424 24.9 | 34-87 | .391 | 11-26 | .393 | 23-29 | .793 | 9 | 42 | 51 | 3.0 | 27 | 0 | 35 | 33 | 1 | 17 | 102 | 6.0 |
| Esselink, Steve.... | 13-3 | 142 10.9 | 24-61 | .393 | 13-36 | .361 | 7-9 | .778 | 10 | 12 | 22 | 1.7 | 14 | 0 | 6 | 9 | 4 | 5 | 68 | 5.2 |
| Hagen, Jeff..... | 17-1 | 185 10.9 | 24-50 | .480 | 0-0 | .000 | 21-28 | .750 | 20 | 37 | 57 | 3.4 | 38 | 2 | 13 | 16 | 13 | 4 | 69 | 4.1 |
| Gaines, Stan..... | 16-1 | 199 12.4 | 17-45 | .378 | 1-8 | .125 | 11-19 | .579 | 19 | 18 | 37 | 2.3 | 23 | 1 | 10 | 21 | 3 | 12 | 46 | 2.9 |
| Robinson, Aaron.... | 14-1 | 140 10.0 | 10-24 | .417 | 8-18 | .444 | 3-6 | .500 | 3 | 12 | 15 | 1.1 | 14 | 0 | 16 | 13 | 1 | 9 | 31 | 2.2 |
| Bolden, Tyree..... | 4-0 | 7 1.8 | 2-3 | .667 | 0-0 | .000 | 2-2 | 1.000 | 0 | 3 | 3 | 0.8 | 2 | 0 | 1 | 3 | 0 | 1 | 6 | 1.5 |
| Lawson, Brent..... | 11-0 | 47 4.3 | 4-12 | .333 | 1-4 | .250 | 6-6 | 1.000 | 3 | 4 | 7 | 0.6 | 10 | 0 | 3 | 6 | 0 | 3 | 15 | 1.4 |
| Hokenson, Wade.... | 3-0 | 5 1.7 | 0-2 | .000 | 0-1 | .000 | 1-2 | .500 | 0 | 1 | 1 | 0.3 | 0 | 0 | 0 | 0 | 0 | 0 | 1 | 0.3 |
| Smruga, Matt..... | 4-0 | 8 2.0 | 0-0 | .000 | 0-0 | .000 | 1-2 | .500 | 2 | 3 | 5 | 1.3 | 0 | 0 | 0 | 0 | 1 | 0 | 1 | 0.3 |
| Chall, Randy..... | 3-0 | 6 2.0 | 0-2 | .000 | 0-0 | .000 | 0-0 | .000 | 0 | 1 | 1 | 0.3 | 0 | 0 | 0 | 0 | 0 | 1 | 0 | 0.0 |
| TEAM..... | | | | | | | | | 21 | 22 | 43 | 2.5 | 1 | | 0 | | | | | |
| Total..... | 17 | 3450 | 435-1001 | .435 | 131-351 | .373 | 295-420 | .702 | 219 | 434 | 653 | 38.4 | 349 | 13 | 270 | 267 | 122 | 128 | 1296 | 76.2 |
| Opponents..... | 17 | 3449 | 420-1028 | .409 | 111-336 | .330 | 277-399 | .694 | 234 | 412 | 646 | 38.0 | 362 | - | 235 | 273 | 64 | 136 | 1228 | 72.2 |

| TEAM STATISTICS | MINN | OPP | DATE | OPPONENT | W/L | SCORE | ATTEND |
|-------------------------|----------|----------|-----------|--------------------------|------|--------|--------|
| SCORING..... | 1296 | 1228 | 11/24/02 | UNC ASHEVILLE BULLDOGS | W | 87-81 | 11359 |
| Points per game..... | 76.2 | 72.2 | 11/30/02 | GEORGIA BULLDOGS | W | 72-69 | 13417 |
| Scoring margin..... | +4.0 | - | 12/4/02 | GEORGIA TECH | W | 64-63 | 12783 |
| FIELD GOALS-ATT..... | 435-1001 | 420-1028 | 12/6/02 | BETHUNE COOKMAN | W | 79-52 | 12145 |
| Field goal pct..... | .435 | .409 | 12/8/02 | at Nebraska | L | 60-80 | 8162 |
| 3 POINT FG-ATT..... | 131-351 | 111-336 | 12/10/02 | ARKANSAS-LITTLE ROCK | W OT | 86-84 | 12066 |
| 3-point FG pct..... | .373 | .330 | 12/13/02 | FAIRLEIGH DICKINSON | W | 104-66 | 12182 |
| 3-pt FG made per game.. | 7.7 | 6.5 | 12-22-02 | at Oregon | L | 81-90 | 9087 |
| FREE THROWS-ATT..... | 295-420 | 277-399 | 12/28/02 | TEXAS TECH RED RAIDERS | LOT | 89-99 | 14156 |
| Free throw pct..... | .702 | .694 | 1/1/03 | ORAL ROBERTS | W | 85-80 | 12101 |
| REBOUNDS..... | 653 | 646 | 1/4/03 | SACRED HEART PIONEERS | W | 79-46 | 12045 |
| Rebounds per game..... | 38.4 | 38.0 | *1/7/03 | ILLINOIS FIGHTING ILLINI | L | 70-76 | 13548 |
| Rebounding margin..... | +0.4 | - | *01-15-03 | at Wisconsin | L | 50-66 | 17142 |
| ASSISTS..... | 270 | 235 | *1/18/03 | MICHIGAN STATE SPARTANS | W | 77-69 | 14617 |
| Assists per game..... | 15.9 | 13.8 | *01/22/03 | at Michigan | L | 63-75 | 11468 |
| TURNOVERS..... | 267 | 273 | *1/25/03 | NORTHWESTERN WILDCATS | W | 74-57 | 13311 |
| Turnovers per game.... | 15.7 | 16.1 | *1/29/03 | at Penn State | W | 76-75 | 6888 |
| Turnover margin..... | +0.4 | - | | | | | |
| Assist/turnover ratio.. | 1.0 | 0.9 | | | | | |
| STEALS..... | 128 | 136 | | | | | |
| Steals per game..... | 7.5 | 8.0 | | | | | |
| BLOCKS..... | 122 | 64 | | | | | |
| Blocks per game..... | 7.2 | 3.8 | | | | | |
| WINNING STREAK..... | 2 | - | | | | | |
| Home win streak..... | 2 | - | | | | | |
| ATTENDANCE..... | 153730 | 52747 | | | | | |
| Home games-Avg/Game.... | 12-12811 | 5-10549 | | | | | |
| Neutral site-Avg/Game.. | - | 0-0 | | | | | |

| SCORE BY PERIODS: | 1st | 2nd | OT | Total |
|-------------------------------|-----|-----|----|--------|
| Minnesota Golden Gophers..... | 604 | 667 | 25 | - 1296 |
| Opponents..... | 541 | 654 | 33 | - 1228 |

University of Minnesota
 Minnesota Golden Gophers Combined Team Statistics (as of Jan 31, 2003)
 Conference games

| | | | | |
|-----------------------------|----------------|-------------|-------------|----------------|
| RECORD: | OVERALL | HOME | AWAY | NEUTRAL |
| ALL GAMES | (3-3) | (2-1) | (1-2) | (0-0) |
| CONFERENCE | (3-3) | (2-1) | (1-2) | (0-0) |
| NON-CONFERENCE | (0-0) | (0-0) | (0-0) | (0-0) |

| ## | Player | GP-GS | Min--Avg | ---TOTAL--- | | ---3-PTS--- | | FT-FTA | Pct | ----REBOUNDS---- | | | | PF | FO | A | TO | Blk | Stl | Pts | Avg |
|----------------|---------------------|-------|----------|-------------|------|-------------|------|---------|------|------------------|-----|-----|------|-----|----|----|----|-----|-----|-----|------|
| | | | | FG-FGA | Pct | 3FG-FGA | Pct | | | Off | Def | Tot | Avg | | | | | | | | |
| 41 | Bauer, Michael..... | 6-4 | 175 29.2 | 27-63 | .429 | 17-44 | .386 | 19-26 | .731 | 6 | 29 | 35 | 5.8 | 18 | 1 | 13 | 9 | 12 | 3 | 90 | 15.0 |
| 1 | Rickert, Rick..... | 6-6 | 189 31.5 | 33-79 | .418 | 7-23 | .304 | 13-21 | .619 | 10 | 29 | 39 | 6.5 | 17 | 1 | 8 | 11 | 9 | 1 | 86 | 14.3 |
| 11 | Hargrow, Maurice... | 6-6 | 193 32.2 | 20-51 | .392 | 5-14 | .357 | 25-34 | .735 | 7 | 11 | 18 | 3.0 | 12 | 0 | 21 | 14 | 1 | 7 | 70 | 11.7 |
| 12 | Burleson, Kevin.... | 6-5 | 169 28.2 | 16-40 | .400 | 9-28 | .321 | 8-14 | .571 | 2 | 17 | 19 | 3.2 | 16 | 1 | 19 | 18 | 4 | 8 | 49 | 8.2 |
| 40 | Holman, Jerry..... | 6-6 | 113 18.8 | 13-25 | .520 | 0-0 | .000 | 8-10 | .800 | 11 | 17 | 28 | 4.7 | 22 | 2 | 5 | 8 | 3 | 4 | 34 | 5.7 |
| 42 | Hagen, Jeff..... | 6-0 | 74 12.3 | 11-20 | .550 | 0-0 | .000 | 7-12 | .583 | 6 | 9 | 15 | 2.5 | 22 | 2 | 8 | 7 | 3 | 1 | 29 | 4.8 |
| 22 | Johnson, Ben..... | 6-1 | 122 20.3 | 8-21 | .381 | 1-6 | .167 | 7-9 | .776 | 3 | 7 | 10 | 1.7 | 7 | 0 | 5 | 8 | 0 | 4 | 24 | 4.0 |
| 3 | Robinson, Aaron.... | 6-1 | 80 13.3 | 4-14 | .286 | 3-11 | .273 | 1-3 | .333 | 2 | 5 | 7 | 1.2 | 8 | 0 | 9 | 5 | 1 | 6 | 12 | 2.0 |
| 21 | Gaines, Stan..... | 5-0 | 46 9.2 | 2-8 | .250 | 0-1 | .000 | 5-8 | .625 | 4 | 1 | 5 | 1.0 | 8 | 0 | 0 | 2 | 1 | 4 | 9 | 1.8 |
| 31 | Esselink, Steve.... | 4-1 | 34 8.5 | 3-12 | .250 | 1-6 | .167 | 0-0 | .000 | 3 | 1 | 4 | 1.0 | 1 | 0 | 1 | 1 | 2 | 1 | 7 | 1.8 |
| 34 | Lawson, Brent..... | 4-0 | 5 1.3 | 0-1 | .000 | 0-0 | .000 | 0-0 | .000 | 0 | 0 | 0 | 0.0 | 3 | 0 | 0 | 0 | 0 | 0 | 0 | 0.0 |
| TEAM..... | | | | | | | | | | 7 | 9 | 16 | 2.7 | 0 | | 0 | | | | | |
| Total..... | | 6 | 1200 | 137-334 | .410 | 43-133 | .323 | 93-137 | .679 | 61 | 135 | 196 | 32.7 | 134 | 7 | 89 | 83 | 36 | 39 | 410 | 68.3 |
| Opponents..... | | 6 | 1200 | 130-320 | .406 | 35-120 | .292 | 123-166 | .741 | 70 | 163 | 233 | 38.8 | 124 | - | 85 | 98 | 13 | 36 | 418 | 69.7 |

| TEAM STATISTICS | MINN | OPP | DATE | OPPONENT | W/L | SCORE | ATTEND |
|-------------------------|---------|---------|-----------|--------------------------|-----|-------|--------|
| SCORING..... | 410 | 418 | *1/7/03 | ILLINOIS FIGHTING ILLINI | L | 70-76 | 13548 |
| Points per game..... | 68.3 | 69.7 | *01-15-03 | at Wisconsin | L | 50-66 | 17142 |
| Scoring margin..... | -1.3 | - | *1/18/03 | MICHIGAN STATE SPARTANS | W | 77-69 | 14617 |
| FIELD GOALS-ATT..... | 137-334 | 130-320 | *01/22/03 | at Michigan | L | 63-75 | 11468 |
| Field goal pct..... | .410 | .406 | *1/25/03 | NORTHWESTERN WILDCATS | W | 74-57 | 13311 |
| 3 POINT FG-ATT..... | 43-133 | 35-120 | *1/29/03 | at Penn State | W | 76-75 | 6888 |
| 3-point FG pct..... | .323 | .292 | | | | | |
| 3-pt FG made per game.. | 7.2 | 5.8 | | | | | |
| FREE THROWS-ATT..... | 93-137 | 123-166 | | | | | |
| Free throw pct..... | .679 | .741 | | | | | |
| REBOUNDS..... | 196 | 233 | | | | | |
| Rebounds per game..... | 32.7 | 38.8 | | | | | |
| Rebounding margin..... | -6.2 | - | | | | | |
| ASSISTS..... | 89 | 85 | | | | | |
| Assists per game..... | 14.8 | 14.2 | | | | | |
| TURNOVERS..... | 83 | 96 | | | | | |
| Turnovers per game..... | 13.8 | 16.3 | | | | | |
| Turnover margin..... | +2.5 | - | | | | | |
| Assist/turnover ratio.. | 1.1 | 0.9 | | | | | |
| STEALS..... | 39 | 36 | | | | | |
| Steals per game..... | 6.5 | 6.0 | | | | | |
| BLOCKS..... | 36 | 13 | | | | | |
| Blocks per game..... | 6.0 | 2.2 | | | | | |
| WINNING STREAK..... | 2 | - | | | | | |
| Home win streak..... | 2 | - | | | | | |
| ATTENDANCE..... | 41476 | 35498 | | | | | |
| Home games-Avg/Game.... | 3-13825 | 3-11833 | | | | | |
| Neutral site-Avg/Game.. | - | 0-0 | | | | | |

| SCORE BY PERIODS: | 1st | 2nd | Total |
|-------------------------------|-----|-----|-------|
| Minnesota Golden Gophers..... | 201 | 209 | - 410 |
| Opponents..... | 184 | 234 | - 418 |

University of Minnesota

Minnesota Golden Gophers Team Game-by-Game Comparison (as of Jan 31, 2003)

All games

| Opponent | 1st | 2nd | Score | Mar | Total FG | FG Pct | 3-Pointers | 3FG Pct | Free Throws | FT Pct | Rebounds | Assist | TOVer | Block | Steal | Fouls |
|-------------------------------|-------|-------|--------|------|-------------|-----------|-------------|-----------|-------------|-----------|------------|--------|-------|-------|-------|-------|
| UNC ASHEVILLE BULLDOGS..... | 50/27 | 37/54 | 87-81 | +6 | 27-57/28-63 | .474/.444 | 10-17/ 8-16 | .588/.500 | 23-40/17-24 | .575/.708 | 35/42 (7) | 15/12 | 9/15 | 8/4 | 9/4 | 23/27 |
| GEORGIA BULLDOGS..... | 37/32 | 35/37 | 72-69 | +3 | 23-54/28-64 | .426/.438 | 9-19/ 4-13 | .474/.308 | 17-25/ 9-15 | .680/.600 | 36/38 (2) | 12/17 | 10/10 | 10/7 | 6/7 | 13/18 |
| GEORGIA TECH..... | 27/29 | 37/34 | 64-63 | +1 | 24-56/25-66 | .429/.379 | 4-12/ 4-18 | .333/.222 | 12-15/ 9-17 | .800/.529 | 35/42 (7) | 18/12 | 20/21 | 8/6 | 9/10 | 16/17 |
| BETHUNE COOKMAN..... | 37/21 | 42/31 | 79-52 | +27 | 30-68/19-60 | .441/.317 | 6-14/ 4-17 | .429/.235 | 13-17/10-16 | .765/.625 | 45/39 +6 | 18/5 | 17/21 | 8/2 | 16/11 | 13/15 |
| Nebraska..... | 26/41 | 34/39 | 60-80 | (20) | 19-61/28-64 | .311/.438 | 6-27/ 7-19 | .222/.368 | 16-19/17-24 | .842/.708 | 41/44 (3) | 13/17 | 16/8 | 11/7 | 3/7 | 25/19 |
| ARKANSAS-LITTLE ROCK..... | 44/46 | 32/30 | 86-84 | +2 | 28-60/32-67 | .467/.478 | 8-19/12-26 | .421/.462 | 22-36/ 8-10 | .611/.800 | 35/41 (6) | 12/16 | 15/20 | 11/6 | 6/12 | 17/28 |
| FAIRLEIGH DICKINSON..... | 50/31 | 54/35 | 104-66 | +38 | 34-61/24-67 | .557/.358 | 14-23/11-31 | .609/.355 | 22-28/ 7-9 | .786/.778 | 49/27 +22 | 24/12 | 17/14 | 9/3 | 10/6 | 15/23 |
| Oregon..... | 31/38 | 50/52 | 81-90 | (9) | 27-65/29-60 | .415/.483 | 11-31/10-21 | .355/.476 | 16-19/22-35 | .842/.629 | 39/31 +8 | 15/19 | 24/19 | 4/4 | 6/8 | 29/21 |
| TEXAS TECH RED RAIDERS..... | 30/37 | 44/37 | 89-99 | (10) | 34-72/38-67 | .472/.567 | 8-23/ 0-2 | .348/.000 | 13-16/23-41 | .813/.561 | 40/40 - | 19/17 | 20/15 | 7/3 | 8/12 | 28/17 |
| ORAL ROBERTS..... | 35/33 | 50/47 | 85-80 | +5 | 24-57/22-68 | .421/.324 | 6-18/11-32 | .333/.344 | 31-45/25-33 | .689/.758 | 51/43 +8 | 14/13 | 13/13 | 4/5 | 8/5 | 25/33 |
| SACRED HEART PIONEERS..... | 36/22 | 43/24 | 79-46 | +33 | 28-56/17-62 | .500/.274 | 6-15/ 5-21 | .400/.238 | 17-23/ 7-9 | .739/.778 | 51/26 +25 | 21/10 | 23/19 | 6/4 | 8/18 | 11/20 |
| ILLINOIS FIGHTING ILLINI..... | 33/36 | 37/40 | 70-76 | (6) | 18-59/23-50 | .305/.460 | 5-26/ 9-22 | .192/.409 | 29-34/21-31 | .853/.677 | 32/41 (9) | 10/20 | 10/18 | 5/3 | 4/5 | 23/24 |
| Wisconsin..... | 26/29 | 24/37 | 50-66 | (16) | 21-58/25-55 | .362/.455 | 5-17/ 6-19 | .294/.316 | 3-7 /10-13 | .429/.769 | 29/40 (11) | 15/15 | 14/16 | 4/3 | 7/5 | 16/14 |
| MICHIGAN STATE SPARTANS..... | 37/30 | 40/39 | 77-69 | +8 | 22-53/18-57 | .415/.316 | 10-27/ 9-22 | .370/.409 | 23-35/24-35 | .657/.686 | 39/48 (9) | 18/14 | 12/17 | 8/2 | 4/3 | 28/29 |
| Michigan..... | 31/32 | 32/43 | 63-75 | (12) | 23-60/20-50 | .383/.400 | 11-26/ 6-22 | .423/.273 | 6-16/29-34 | .375/.853 | 32/44 (12) | 15/11 | 16/20 | 4/3 | 12/7 | 27/16 |
| NORTHWESTERN WILDCATS..... | 29/24 | 45/33 | 74-57 | +17 | 27-52/19-53 | .519/.358 | 6-21/ 3-19 | .286/.158 | 14-22/16-22 | .636/.727 | 37/29 +8 | 16/12 | 16/13 | 9/1 | 7/12 | 18/19 |
| Penn State..... | 45/33 | 31/42 | 76-75 | +1 | 26-52/25-55 | .500/.455 | 6-16/ 2-16 | .375/.125 | 18-23/23-31 | .783/.742 | 27/31 (4) | 15/13 | 15/14 | 6/1 | 5/4 | 22/22 |

Note: Game totals are displayed in the format TEAM/OPPONENT for each category

University of Minnesota
 Minnesota Golden Gophers Team Game-by-Game (as of Jan 31, 2003)
 All games

TEAM STATISTICS

| Opponent | Date | Score | W/L | ---TOTAL--- | | --3-PTRS-- | | ---FT-FTA--- | | ----REBOUNDS---- | | | | PF | A | TO | Blk | Stl | Pts---Avg | |
|--------------------------|----------|--------|-----|-------------|------|------------|------|--------------|------|------------------|-----|-----|------|-----|-----|-----|-----|-----|-----------|------|
| | | | | FG-FGA | Pct | 3FG-FGA | Pct | FT-FTA | Pct | Off | Def | Tot | Avg | | | | | | Pts | Avg |
| UNC ASHEVILLE BULLDOG | 11/24/02 | 87-81 | W | 27-57 | .474 | 10-17 | .588 | 23-40 | .575 | 13 | 22 | 35 | 35.0 | 23 | 15 | 9 | 8 | 9 | 87 | 87.0 |
| GEORGIA BULLDOGS | 11/30/02 | 72-69 | W | 23-54 | .426 | 9-19 | .474 | 17-25 | .680 | 8 | 28 | 36 | 35.5 | 13 | 12 | 10 | 10 | 6 | 72 | 79.5 |
| GEORGIA TECH | 12/4/02 | 64-63 | W | 24-56 | .429 | 4-12 | .333 | 12-15 | .800 | 9 | 26 | 35 | 35.3 | 16 | 18 | 20 | 8 | 9 | 64 | 74.3 |
| BETHUNE COOKMAN | 12/6/02 | 79-52 | W | 30-66 | .441 | 6-14 | .429 | 13-17 | .765 | 20 | 25 | 45 | 37.8 | 13 | 18 | 17 | 8 | 16 | 79 | 75.5 |
| at Nebraska | 12/8/02 | 60-80 | L | 19-61 | .311 | 6-27 | .222 | 16-19 | .842 | 17 | 24 | 41 | 38.4 | 25 | 13 | 16 | 11 | 3 | 60 | 72.4 |
| ARKANSAS-LITTLE ROCK | 12/10/02 | 86-84 | Wot | 28-60 | .467 | 8-19 | .421 | 22-36 | .611 | 14 | 21 | 35 | 37.8 | 17 | 12 | 15 | 11 | 6 | 86 | 74.7 |
| FAIRLEIGH DICKINSON | 12/13/02 | 104-66 | W | 34-61 | .557 | 14-23 | .609 | 22-28 | .786 | 10 | 39 | 49 | 39.4 | 15 | 24 | 17 | 9 | 10 | 104 | 78.9 |
| at Oregon | 12-22-02 | 81-90 | L | 27-65 | .415 | 11-31 | .355 | 16-19 | .842 | 17 | 22 | 39 | 39.4 | 29 | 15 | 24 | 4 | 6 | 81 | 79.1 |
| TEXAS TECH RED RAIDER | 12/28/02 | 89-99 | Lot | 34-72 | .472 | 8-23 | .348 | 13-16 | .813 | 17 | 23 | 40 | 39.4 | 28 | 19 | 20 | 7 | 8 | 89 | 80.2 |
| ORAL ROBERTS | 1/1/03 | 85-80 | W | 24-57 | .421 | 6-18 | .333 | 31-45 | .689 | 16 | 35 | 51 | 40.6 | 25 | 14 | 13 | 4 | 8 | 85 | 80.7 |
| SACRED HEART PIONEERS | 1/4/03 | 79-46 | W | 28-56 | .500 | 6-15 | .400 | 17-23 | .739 | 17 | 34 | 51 | 41.5 | 11 | 21 | 23 | 6 | 8 | 79 | 80.5 |
| ILLINOIS FIGHTING ILL | 1/7/03 | 70-76 | L | 18-59 | .305 | 5-26 | .192 | 29-34 | .853 | 11 | 21 | 32 | 40.8 | 23 | 10 | 10 | 5 | 4 | 70 | 79.7 |
| at Wisconsin | 01-15-03 | 50-66 | L | 21-58 | .362 | 5-17 | .294 | 3-7 | .429 | 8 | 21 | 29 | 39.8 | 16 | 15 | 14 | 4 | 7 | 50 | 77.4 |
| MICHIGAN STATE SPARTA | 1/18/03 | 77-69 | W | 22-53 | .415 | 10-27 | .370 | 23-35 | .657 | 9 | 30 | 39 | 39.8 | 28 | 18 | 12 | 8 | 4 | 77 | 77.4 |
| at Michigan | 01/22/03 | 63-75 | L | 23-60 | .383 | 11-26 | .423 | 6-16 | .375 | 9 | 23 | 32 | 39.3 | 27 | 15 | 16 | 4 | 12 | 63 | 76.4 |
| NORTHWESTERN WILDCATS | 1/25/03 | 74-57 | W | 27-52 | .519 | 6-21 | .286 | 14-22 | .636 | 15 | 22 | 37 | 39.1 | 18 | 16 | 16 | 9 | 7 | 74 | 76.2 |
| at Penn State | 1/29/03 | 76-75 | W | 26-52 | .500 | 6-16 | .375 | 18-23 | .783 | 9 | 18 | 27 | 38.4 | 22 | 15 | 15 | 6 | 5 | 76 | 76.2 |
| Minnesota Golden Gophers | | 1296 | | 435-1001 | .435 | 131-351 | .373 | 295-420 | .702 | 219 | 434 | 653 | 38.4 | 349 | 270 | 267 | 122 | 128 | 1296 | 76.2 |
| Opponents | | 1228 | | 420-1028 | .409 | 111-336 | .330 | 277-399 | .694 | 234 | 412 | 646 | 38.0 | 362 | 235 | 273 | 64 | 136 | 1228 | 72.2 |

Games played: 17
 Points/game: 76.2
 FG Pct: 43.5
 3FG Pct: 37.3
 FT Pct: 70.2

Rebounds/game: 38.4
 Assists/game: 15.9
 Turnovers/game: 15.7
 Assist/turnover ratio: 1.0
 Steals/game: 7.5
 Blocks/game: 7.2

University of Minnesota
 Minnesota Golden Gophers Game-by-Game Highs (as of Jan 31, 2003)
 All games

| Opponent | Date | Score | WL | POINTS | REBOUNDS | ASSISTS | STEALS | BLOCKED SHOTS |
|--------------------------|----------|--------|----|-----------------------------------|----------------------------------|----------------------------------|---|--|
| UNC ASHEVILLE BULLDOGS | 11/24/02 | 87-81 | W | 26-Rickert, Rick | 10-Johnson, Ben | 8-Burleson, Kev | 3-Gaines, Stan | 3-Holman, Jerry |
| GEORGIA BULLDOGS | 11/30/02 | 72-69 | W | 15-Hargrow, Maur | 8-Hargrow, Maur | 4-Johnson, Ben Burleson, Kev | 3-Rickert, Rick | 3-Burleson, Kev Rickert, Rick |
| GEORGIA TECH | 12/4/02 | 64-63 | W | 21-Holman, Jerry | 7-Holman, Jerry Rickert, Rick | 10-Burleson, Kev | 3-Burleson, Kev | 3-Holman, Jerry Bauer, Michae |
| ETHUNE COOKMAN | 12/6/02 | 79-52 | W | 19-Bauer, Michae | 9-Holman, Jerry | 8-Burleson, Kev | 7-Burleson, Kev | 3-Bauer, Michae Holman, Jerry |
| Nebraska | 12/8/02 | 60-80 | L | 15-Hargrow, Maur | 7-Bauer, Michae | 5-Burleson, Kev | 1-Johnson, Ben Gaines, Stan Holman, Jerry | 4-Holman, Jerry Bauer, Michae |
| KANSAS-LITTLE ROCK | 12/10/02 | 86-84 | WO | 25-Rickert, Rick | 7-Rickert, Rick Hargrow, Maur | 5-Burleson, Kev | 2-Burleson, Kev Johnson, Ben | 5-Holman, Jerry |
| FAIRLEIGH DICKINSON | 12/13/02 | 104-66 | W | 26-Bauer, Michae | 7-Hagen, Jeff | 9-Burleson, Kev | 3-Johnson, Ben | 3-Holman, Jerry |
| Oregon | 12-22-02 | 81-90 | L | 18-Esselink, Ste | 6-Rickert, Rick | 7-Burleson, Kev | 3-Burleson, Kev | 2-Holman, Jerry |
| TEXAS TECH RED RAIDERS | 12/28/02 | 89-99 | OL | 24-Hargrow, Maur | 11-Rickert, Rick | 6-Johnson, Ben | 2-Bauer, Michae Esselink, Ste | 2-Rickert, Rick Holman, Jerry Bauer, Michae |
| RAL ROBERTS | 1/1/03 | 85-80 | W | 17-Burleson, Kev Hargrow, Maur | 10-Hargrow, Maur | 3-Burleson, Kev Hagen, Jeff | 3-Hargrow, Maur | 3-Hagen, Jeff |
| SACRED HEART PIONEERS | 1/4/03 | 79-46 | W | 14-Rickert, Rick | 9-Holman, Jerry Hagen, Jeff | 5-Johnson, Ben | 2-Gaines, Stan Johnson, Ben | 2-Hagen, Jeff |
| ILLINOIS FIGHTING ILLINI | 1/7/03 | 70-76 | L | 17-Bauer, Michae | 9-Bauer, Michae | 4-Hargrow, Maur Rickert, Rick | 2-Bauer, Michae | 2-Rickert, Rick Bauer, Michae |
| Wisconsin | 01-15-03 | 50-66 | L | 14-Rickert, Rick | 8-Bauer, Michae | 3-Hagen, Jeff | 2-Gaines, Stan | 1-Esselink, Ste Hagen, Jeff Bauer, Michae Gaines, Stan |
| MICHIGAN STATE SPARTANS | 1/18/03 | 77-69 | W | 21-Bauer, Michae Rickert, Rick | 6-Rickert, Rick | 6-Robinson, Aar | 1-Burleson, Kev Holman, Jerry Bauer, Michae Johnson, Ben | 4-Bauer, Michae |
| Michigan | 01/22/03 | 63-75 | L | 15-Rickert, Rick | 8-Rickert, Rick Bauer, Michae | 6-Burleson, Kev | 4-Robinson, Aar Hargrow, Maur | 2-Bauer, Michae |
| ORTHWESTERN WILDCATS | 1/25/03 | 74-57 | W | 19-Hargrow, Maur | 11-Holman, Jerry | 6-Burleson, Kev | 4-Burleson, Kev | 2-Burleson, Kev Bauer, Michae Rickert, Rick Hagen, Jeff |
| Penn State | 1/29/03 | 76-75 | W | 20-Bauer, Michae | 6-Holman, Jerry Rickert, Rick | 6-Bauer, Michae | 2-Johnson, Ben Gaines, Stan | 3-Rickert, Rick |