


3/14/01
MHR
B211A

MINNESOTA

Golden Gopher

BASKETBALL



Minnesota Media Relations

BB contact: Kyle Coughlin
Assistant Media Relations Director
Phone: 612.625.4090
Fax: 612.625.0359
email: cough002@umn.edu

Minnesota Men's Media Relations, 516 15th Ave. SE, 244 Bierman Field Athletic Building, Minneapolis, Minn. 55455

www.gophersports.com

2001-02 SCHEDULE

Date	Opponent	Time/Result
Nov. 8	Harlem Globetrotters (exh.)	L, 70-79
Nov. 12	Minnesota-Duluth (exh.)	W, 67-59
Nov. 17	Mercer	W, 80-59
Nov. 21	UNC-Asheville	7:00 p.m.
Nov. 24	Eastern Washington	7:00 p.m.
Nov. 27	at Wake Forest* (ESPN2)	8:30 p.m.
Dec. 1	Texas Pan-American	1:00 p.m.
Dec. 4	UNC-Wilmington	7:00 p.m.
Dec. 7	at Georgia	6:30 p.m.
Dec. 10	Oregon (ESPN2)	6:00 p.m.
Dec. 13	Maryland-Eastern Shore	7:00 p.m.
Dec. 22	Nebraska	7:00 p.m.
Dec. 30	at Texas Tech (VSN/Ch. 45)	3:15 p.m.
Jan. 2	at Illinois (VSN/Ch. 45)	7:00 p.m.
Jan. 5	Michigan State (VSN/Ch. 45)	3:30 p.m.
Jan. 9	Michigan (VSN/Ch. 45)	7:00 p.m.
Jan. 12	at Purdue (ESPN+)	1:30 p.m.
Jan. 16	at Wisconsin (VSN/Ch. 45)	7:00 p.m.
Jan. 19	at Michigan (VSN/Ch. 45)	3:30 p.m.
Jan. 26	Ohio State (VSN/Ch. 45)	3:30 p.m.
Jan. 30	Penn State (VSN/Ch. 45)	7:00 p.m.
Feb. 2	Indiana (ESPN+)	3:30 p.m.
Feb. 9	at Iowa (ESPN+)	2:00 p.m.
Feb. 13	at Northwestern (VSN/Ch. 45)	7:00 p.m.
Feb. 16	Wisconsin (ESPN+)	1:30 p.m.
Feb. 21	at Michigan State (ESPN)	6:00 p.m.
Feb. 23	at Penn State (ESPN+)	11:15 a.m.
Feb. 27	Northwestern (VSN/Ch. 45)	7:00 p.m.
Mar. 2/3	Illinois (VSN/CBS)	7/3:00 p.m.
Mar. 7-10	Big Ten Tournament (Conseco Fieldhouse, Indianapolis, Ind.)	

*Times and dates subject to change
All times central.
VSN = Victory Sports Network
* Big Ten/ACC Challenge*

Minnesota Golden Gophers (1-0, 0-0 Big Ten)

vs.

North Carolina-Asheville Bulldogs

(0-2)

November 21, 2001 • 7 p.m.
Williams Arena



vs.

Television: none

Radio: WCCO AM 830

Dave Lee, pbp, Kevin Lynch, analyst

THE MATCHUP

The Golden Gophers continue their three-game home stand, Wednesday, against the UNC-Asheville Bulldogs. The Gophers are 1-0 after defeating Mercer, 80-59, on Saturday. Asheville is 0-1 after losing to West Virginia, 83-57, Saturday.

SCOUTING THE BULLDOGS

The Bulldogs finished in third place last year with in the Big South Conference with a 9-5 league mark, 15-13 overall. The third place finish marked the sixth straight year the Asheville program had finished in the top three in the league standings, a mark no team in the league can make during that time.

The Bulldogs were picked third in the Big South Preseason poll that came out prior to the start of the season. Three-time defending league champ Winthrop is the pick to win the title, followed by Radford and UNC-Asheville.

UNCA will play one of the toughest non-conference schedules in the country this season. UNCA opened the season with a 83-57 loss at West Virginia. Junior forward Colin Shaw led the

Bulldogs with 13 points against West Virginia. Senior forward Robby Joyner and junior guard Andre Smith each scored in double figures with 11 and 10 points, respectively. On Monday, Asheville lost to defending Southern Conference champ UNC-Greensboro, 75-49. Center Ben McGonagil led the Bulldogs with 15 points and seven boards, Smith added 14 points to the effort. Greensboro shot 50 percent for the game, Asheville just 32 percent. In December, UNCA plays at N.C. State and Michigan State.

THE SERIES

This is the first meeting between the two schools. Minnesota holds a 2-0* advantage over Big South teams (1-0* vs. Charleston Southern, 1995; 1-0* vs. Winthrop, 1998).

WHAT'S NEXT

Minnesota plays host to Eastern Washington on Saturday, Nov. 24. It will be the first meeting between the two teams.

**records involve games later vacated by Minnesota due to NCAA infractions.*

PROBABLE STARTING LINEUPS

MINNESOTA	PPG	RPG	OTHER	UNC-ASHEVILLE	PPG	RPG	OTHER
F Dusty Rychart	10.0	9.0		F Colin Shaw	10.0	5.5	
F Michael Bauer	18.0	8.0		F Robby Joyner	5.5	2.5	
C Rick Rickert	17.0	6.0	4 blks	C Ben McGonagil	9.0	5.5	
G Kevin Burleson	4.0	3.0		G Andre Smith	12.0	2.0	
G Kerwin Fleming	5.0	3.0		G Brandon Carter	4.0	2.5	

Officials: Ted Hillary, Rick Hartzell, Zelton Steed

HEAD COACH DAN MONSON



Now entering his third season in charge of the Minnesota basketball program, Dan Monson has again established himself as one of the best young coaches in the college ranks and has thrust the Golden Gophers back onto the national scene.

Despite scholarship limitations and injuries to two key starters, Monson brought the Maroon and Gold to the postseason in just his second year. An NIT appearance and a second-round loss to eventual champion Tulsa did nothing to dampen the remarkable job Monson and his staff did in 2000-01. Monson's Minnesota record is 31-30 and his overall four-year coaching record is 83-47.

Monson has also shown the country that he can be an effective recruiter. Monson's second recruiting class in Gold Country netted one of the top 10 classes in the nation, according to many recruiting publications. National Junior College All-American Jerry Holman and McDonald's All-American Rick Rickert will make an immediate impact in 2001-02.

Monson was named the Minnesota head coach on July 24, 1999. In his first year at the helm of the Minnesota program, Monson led the Golden Gophers to a 12-16 finish which included a six-game winning streak (11/20-12/11).

Monson led the Gonzaga Bulldogs within a breath of the Final Four three years ago. Along the way, his team defeated such notable NCAA powers as Stanford (82-74), Florida (73-72) and the Golden Gophers (75-63), before bowing out to eventual national champion Connecticut, 67-62.

Monson spent 11 years building the Gonzaga program. He began as an assistant coach in 1988 and spent six years laying the groundwork for the Bulldogs' success. In 1994-95, he was elevated to associate head coach under Head Coach Dan Fitzgerald who was also the athletics director. Three years later, Monson took over full control of the Gonzaga program. He had an immediate impact, leading the Bulldogs to a West Coast Conference title and advancing to the second round of the NIT. Along the way, the team set a school record for wins with 24. Monson was the first coach in West Coast Conference history to capture the regular-season title in his rookie season. For his efforts, his WCC peers voted him Coach of the Year and *Basketball Times* accorded him national Rookie Coach of the Year. His record in two seasons as head coach of the Zags was 52-17, with an impressive 4-2 mark in postseason play.

MERCER RECAP

The University of Minnesota men's basketball team opened its 2001-02 season in dominating style, routing the Mercer Bears 80-59 in front of 12,534 Maroon and Gold faithful at Williams Arena. Four different Golden Gophers scored in double figures, led by sophomore Michael Bauer's 18 points.

Minnesota came out firing on all cylinders, outscoring the overwhelmed Bears 40-18 in the first half. Mercer shot 33 percent (6-18) from the field in the opening stanza while the Golden Gophers connected on 39.4 percent (13-33) of their shots.

The Maroon and Gold went on numerous runs during the game, but the highlight was junior college transfer Jerry Holman's six points in 32 seconds near the end of the first half. The spurt started with Holman's thundering dunk off a missed Golden Gopher shot. That was followed by a Travarus Bennett steal in the Bear zone, a dish to Holman for another monster stuff by the junior. Holman then stole the Mercer ball on the ensuing possession and connected on a 12-foot jumper to push Gold Country to a 38-16 lead.

The Golden Gophers coasted to the win from there, leading the Bears by as much as 40 points during the second half. Mercer actually outscored Minnesota in the second stanza 41-40, but the game was never in doubt.

Gold Country improved its shooting in the second half to 41.7 percent (15-36) to finish the game with a solid 40.6 percent (28-69) from the field. For the game, Minnesota outrebounded the Bears by a strong 46-34 margin. The Golden Gophers clearly won on the hustle board, winning the battle in turnovers (10-22), blocks (5-2) and steals (10-4). In addition to his team, and game-high 18 points, Bauer pulled down eight rebounds and tallied one block. Senior Dusty Rychart nearly missed a double-double, registering 10 points and nine rebounds. Minnesota's dynamic duo of low-post newcomers, Holman and freshman Rick Rickert, both notched 17-point, six rebound games. Rickert added an impressive four blocks in the rout. Will Emerson led the Bears with his 11 points off the bench.

MERCER GAME NOTES

- Jerry Holman scored six points in a 33-second span in the first half.
- Rick Rickert, Holman, Aaron Robinson and Maurice Hargrow all scored their first points as Golden Gophers.
- Rickert had four blocks, the most since Michael Bauer had four against Centenary (12/30/00)
- Minnesota's largest lead was 40 points at the 9:11 mark of the second half, 77-37.
- Minnesota has won all three season openers under Dan Monson by an average of 23 points.
- 14 Minnesota players saw action, four of which scored in double figures.
- Minnesota's 22-point halftime lead was the largest since leading Centenary, 50-28, on Dec. 30, 2000.
- Minnesota's 29 3-point field goal attempts tied for the fourth-most in Gopher history.

- Minnesota dominated second-chance points: 22-5 and points in transition: 27-16.
- Minnesota held an opponent to under 20 points in the first half for the first time in the Monson era.

BENNETT GETTING HEALTHY

Senior forward Travarus Bennett saw his first game action of the season against Mercer, after injuring his knee in the preseason. He played 15 minutes and registered one point and four assists. He hoped to play between 5-10 minutes against the Bears, but was inserted into the game two minutes into the first half and played 10 first-half minutes. His workload should increase this week. Bennett injured his left knee after colliding with a teammate during practice.

GONE IN 33 SECONDS

Junior center Jerry Holman had an impressive 33-second span in the first half against Mercer causing havoc at the point of Minnesota's three-quarter court trap and essentially putting the game out of reach. With the Gophers leading, 32-16, Holman grabbed an offensive rebound and dunked it. After a Travarus Bennett steal, Holman finished the play with another dunk. The next Bear possession, Holman stole the ball and finished with a short jumper. A 16-point lead became a 22-point lead in 33 seconds.

THE MOST OVERLOOKED BIG TEN PLAYER

Fifth-year senior forward Dusty Rychart should have won the award for the most overlooked player in the Big Ten last season. The team's leading scorer and rebounder was the only player in the league to finish ranked in the top 10 in scoring

MINNESOTA QUICK FACTS

University Information

Location: Minneapolis, Minn.
Enrollment: 45,615
Colors: Maroon & Gold
Conference: Big Ten
Arena: Williams Arena (14,625)
President: Mark Yudof
Vice President/Chief of Staff: Tonya Moten Brown
Faculty Athletics Representative: Dr. Richard Weinberg
Director of Men's Athletics: Tom Moe

Team Information

Head Coach: Dan Monson (Idaho, 1985)
Career Record: 83-47 (four years)
Record at Minnesota: 31-30 (two years)
Associate Head Coach: Mike Petersen (third year)
Assistant Coaches: Bill Walker (third year), Arthur Prevost (third year)
Dir. of BB Operations: Vic Couch (second year)
2000-01 Overall Record: 18-14 (reached second round of NIT)
2000-01 Big Ten Record/Finish: 5-11 (9th)
Lettermen Returning/Lost: 7/3

MEDIA INFORMATION

PRACTICE ACCESS

As a rule, practice will be open to the media for the first 30 minutes of each workout except on game days. This is subject to change at the coaches discretion. All player interviews will be conducted before practice in the half hour preceding the team's workout. Coach Monson will be available for brief interviews during the first half hour of practice. Practice on weekdays is usually 2-5 p.m. Please check with Kyle Coughlin about practice times and all interview requests at least 24 hours in advance.

POSTGAME PROCEDURES:

Minnesota complies with an equal-access policy. Following a 10 minute cooling-off period, both coaches are available in the Interview Room on the lower level of the east end of Williams Arena. Minnesota players are available in the players lounge area adjacent to the Gopher locker room following the cooling-off period. Visiting team players generally conduct their player interviews in the lower level hallway outside their locker room.

GOLDEN GOPHERS ON THE INTERNET:

Minnesota Golden Gopher basketball stats, releases and game notes are available on the internet at www.gophersports.com. Information on the Big Ten Conference is available via the internet at www.bigten.org.

BIG TEN TELECONFERENCE:

When: Every Monday from 9-11 a.m. (central)

How long: Beginning Jan. 7, with the final call scheduled for Mar. 4, 2002.

Who: Each Big Ten men's head coach is invited to participate on the weekly teleconferences. Participation will not be mandatory, therefore, some coaches may not be available each week.

Call: Contact the Big Ten office at 847-696-1010 for the teleconference phone number and play-back number.

Order of Appearance

9:00 a.m. Bill Self, Illinois

9:10 a.m. Steve Alford, Iowa

9:20 a.m. **Dan Monson, Minnesota**

9:30 a.m. Bill Carmody, Northwestern

9:40 a.m. Jerry Dunn, Penn State

9:50 a.m. Gene Keady, Purdue

10:00 a.m. Tom Izzo, Michigan State

10:10 a.m. Bo Ryan, Wisconsin

10:20 a.m. Tommy Amaker, Michigan

10:30 a.m. Jim O'Brien, Ohio State

10:40 a.m. Mike Davis, Indiana

10:50 a.m. Player of the Week (if available)

(10th - 14.6 ppg), rebounding (5th - 8.0 rpg) and field goal percentage (10th - .504). Yet he was not voted onto any of the three All-Big Ten teams after last season. The former walk-on and returning two-year starter at power forward also finished ranked in the top 10 overall in free throw percentage (5th - .832), offensive rebounds (3rd - 3.13 pg) and defensive rebounds (7th - 4.84).

"Dusty is the epitome of this program," said Monson. "He may not be the most physically-gifted player, or tall enough or quick enough all the time, but this game is about productivity and Dusty has out-produced a lot of players in this league."

THE LIFE AND TIMES OF MICHAEL BAUER

Redshirt sophomore forward Michael Bauer is 100 percent healthy after breaking his arm at Purdue on January 27. It hasn't been an easy two seasons for Bauer. He was forced to sit out his true freshman year when an ankle injury he suffered in the pre-season did not heal properly. Before his arm injury last season, Bauer was third on the team in scoring, averaging 11.4 points per game (12.0 in Big Ten games) and second on the team in rebounding at 4.8 rebounds per game. He also led the team in blocks (30) and three-point shooting with a .432 shooting percentage from behind the arc.

HOLMAN GOES INTERNATIONAL

Junior center Jerry Holman was a member of 2001 Tournament of the Americas Team. Holman, a National Junior College All-American, competed in the COPABA Tournament of the Americas that was held Aug. 15-26 in Neuquen, Argentina.

The U.S. was 3-3 in the tournament and did not advance to the medal round. Holman scored 24 points, 13 rebounds and six blocks in the tournament.

THREE TRANSFERS COME HOME

The Golden Gophers welcomed three transfers over the summer who are not eligible to play this season due to NCAA transfer rules. Ben Johnson, Brent Lawson and Matt Smriga, all native Minnesotans, will be eligible to play at the beginning of the 2002-03 season. Until then, they will be members of the Golden Gopher scout team during practice.

Johnson, from Minneapolis, Minn., and DeLaSalle High School, transferred from Northwestern where he was a two-year letterwinner and the leading scorer for the Wildcats as a freshman. Lawson, from Maple Grove, Minn., transferred from St. Francis (PA) where he started 21 games as a freshman and was sixth on the team with a 5.3 ppg average. Smriga, from Apple Valley, Minn., played in 17 games as a freshman at Kent State.

THE STORY OF TWO NUMBERS

Freshman forward Rick Rickert will wear two different numbers this season depending on the color of his jersey. Gold jersey (home) #1. Maroon jersey (road) #4. Why? His first choice for a number was #14. Sorry, Lou Hudson was #14 and that jersey is retired. His second choice? #44. Well, Kevin McHale

GOPHERS IN THE RECORD BOOKS

Kevin Burleson

CATEGORY	NO.	RANK
Career Three Pointers Made	86	8th
Career Three Pointers Attempted	249	8th

Dusty Rychart

CATEGORY	PCT.	ATT.	RANK
Free Throw Percentage	.780	188-241	5th
Field Goal Percentage	.502	336-669	9th

Needs 127 points to reach 1,000 career points

wore #44 and that's also in the Williams Arena rafters. So, Rickert gets the best of both worlds.

THE THREE CAPTAINS

The Golden Gophers voted on and named three captains for the 2001-02 squad. They are senior forward Dusty Rychart, junior guard Kevin Burleson and sophomore forward Michael Bauer. It is the first such honor for these players.

SCHILLING TRANSFERS

Junior guard Shane Schilling decided to transfer from the University of Minnesota, it was announced on October 29. Schilling was suspended indefinitely by Coach Monson on Oct. 27 for violation of team rules. Schilling started 31 games in 2000-01 and averaged 8.4 points per game.

"Shane will definitely be missed," said Monson. "We want to thank him for his contributions to the Golden Gopher basketball program over the past two years. Any loss like this, with our scholarship limitations, hurts our program. But, we have confidence that our players will step up and cushion the blow of Shane leaving."

BARN MAGIC

The Golden Gophers hold one of the best home-court advantages in college basketball. The U of M holds a 607-238 (.718) record in their beloved Williams Arena. Under Monson, the Gophers have posted a 24-10 record at home.

Nicknamed "the Barn", Williams Arena was named the sixth-best college basketball arena in the country by CBS Sportline in 2001.

THE GOLDEN GOPHER RADIO NETWORK

Since the 1930s, WCCO Radio has been the home of Golden Gopher basketball. A new deal, signed this past summer, assures the Maroon and Gold at least five more years on the "Good Neighbor". Dave Lee will call his first season of Gopher hoops in 2001-02 and be joined by former Gopher Kevin Lynch, who will serve as the analyst all season on WCCO AM 830.

Fans of Golden Gopher basketball outside the Twin Cities can catch all the action on the following stations in their area: Albert Lea, KATE AM 1450; Austin, KAUS AM 1480; Detroit Lakes, KDLM AM 1340; Duluth, KDAL AM 610; Fargo, N.D., KFGO AM 790; Grand Rapids, KOZY AM 1320; Marshall, KMHL

RECORD WHEN...

Home	1-0
Away	0-0
Nonconference	1-0
Conference	0-0
Leading at half	1-0
Trailing at half	0-0
Tied at half	0-0
Leading with 5:00 left	1-0
Trailing with 5:00 left	0-0
Tied with 5:00 left	0-0
Shooting 50% or better from the field	0-0
Shooting less than 50% from the field	1-0
Opp. shoot 50% or better from the field	0-0
Opp. shoot less than 50% from the field	1-0
Make more 3s than opponent	1-0
Opponent makes more 3s	0-0
Outrebound opponent	1-0
Outrebounded by opponent	0-0
Fewer turnovers than opponent	1-0
More turnovers than opponent	0-0
Turnovers are equal	0-0
Bench outscores opponent's bench	0-0
Opponent's bench outscores MN bench	1-0
Score 70 points or more	1-0
Score less than 70 points	0-0
Hold opponent for less than 70 points	1-0
Opponent scores 70 points or more	0-0
Games decided by 1-5 points	0-0
Games decided by 6-10 points	0-0
Games decided by 11-15 points	0-0
Games decided by more than 15 points	1-0
November	1-0
December	0-0
January	0-0
February	0-0
March	0-0

AM 1400; Owatonna, KRFO AM 1390; Rochester, KROC AM 1340; Windom, KDOM AM 1580; Windom, KDOM FM 94.3; Winona, KWNO AM 1230.

THE GOPHERS ON TV

Nineteen Golden Gopher basketball games will be seen on television this season. Along with three national broadcasts on ESPN and ESPN2, Golden Gopher basketball can be seen locally on KSTC-TV Ch. 45 in conjunction with Victory Sports Network. Eleven games, starting with the Dec. 30 game at Texas Tech, will be broadcast on Ch. 45. Five Saturday Big Ten games will be produced by ESPN Regional and carried locally on KSTP-Ch. 5. Please refer to the schedule on the first page for television information.

THE DAN MONSON SHOW

The Dan Monson Show will be seen on Fox Sports North this season. Starting in early December, fans can catch a half-hour show dedicated to the Golden Gopher basketball program hosted by Mike Max. The show is tentatively scheduled for Mondays at 7 p.m. The program will air 15 times during the 2001-02 season.

GOLDEN GOPHERS ON THE WEB

All Golden Gopher games can be heard on the world wide web at www.gophersports.com. If you are outside the WCCO Radio broadcast range, go to gophersports.com and catch all the action. Also available at gophersports.com for home games are live stats. Follow the game as it happens courtesy

of Minnesota Men's Athletics, Yahoo and gophersports.com.

HOLIDAY FOOD DRIVE

The University of Minnesota Men's Student-Athlete Advisory Committee is hosting a holiday food drive with all donations going to the Emergency Food Shelf Network. Golden Gopher fans can bring non-perishable food items to the basketball game on Dec. 1 against Texas Pan-American or to the Nov. 30 hockey game against St. Cloud State. Bins will be located at the entrance of both facilities.

2001-02 STARTING LINEUPS

Games	Forward	Forward	Center	Guard	Guard	Record
1	Rychart	Bauer	Rickert	Fleming	Burleson	1-0

#41 MICHAEL BAUER

Forward • So. • 6-8 • 205 • Hastings, Minn. • Hastings HS

Last Two Games: Scored 10 points and grabbed 10 boards in exhibition win over UMD • led team with 18 points and grabbed eight boards vs. Mercer.

Notable: One of three team captains • was the Gophers high scorer, along with Rick Rickert, in the loss to the Harlem Globetrotters with 18 points • last season, suffered a season-ending injury (broken forearm) after scoring 12 points and grabbing eight rebounds in loss to Purdue (1/27/01) • set school season record for three-point field goal percentage with a .415 mark (34-82) • scored in double figures in 14-of-20 games • made at least one three-pointer in 17-of-20 games • had at least one blocked shot in 18-of-20 games • Sat out his freshman year after he played in five games, before deciding to take a medical redshirt after his ankle did not completely heal from a preseason injury.

CAREER HIGHS

Minutes: 35 vs. Georgia (11/19/00)
Points: 21 vs. Georgia (11/19/00)
Rebounds: 12 vs. Morris Brown (12/4/00)
Assists: 4 two times; last vs. Nebraska (12/28/00)
Steals: 2 six times; last vs. Purdue (1/27/01)
Blocks: 4 two times; last vs. Centenary (12/28/00)

SEASON HIGHS

2001-02 Game-by-Game

Opponent (Date)	Start	Min.	Fg-Fa	3g-3a	Ftm-Fta	O-D/T	Pf.Asst.	To.	Blk.	Stl.	Pts.
Mercer (11/17)	Y	25	7-16	3-8	1-3	4-4/8	2 1	1 1	1 1	1 1	18

2000-01 Game-by-Game

Opponent (Date)	Start	Min.	Fg-Fa	3g-3a	Ftm-Fta	O-D/T	Pf.Asst.	To.	Blk.	Stl.	Pts.		
UNCG (11/17)	Y	33	2-6	1-2	2-2	3-3/6	2 2	2 1	0 0	7			
Georgia (11/19)	Y	35	6-12	2-5	7-8	1-2/3	4 2	0 1	0 0	21			
vs. Hawaii Pac (11/24)	Y	26	1-6	0-1	3-4	2-4/6	2 0	1 1	0 0	5			
vs. TCU (11/25)	N	13	0-4	0-1	0-0	0-0/0	0 0	2 1	0 0	0			
vs. Georgetown (11/26)	N	21	6-13	3-6	2-3	1-2/3	5 0	0 1	0 0	17			
at Florida State (11/29)	N	20	3-6	2-2	0-0	1-0/1	4 1	1 1	1 2	8			
Morris Brown (12/4)	Y	31	5-12	1-2	0-0	4-8/12	1 1	0 3	0 0	11			
at Marquette (12/7)	N	28	6-14	2-8	0-0	3-7/10	4 4	2 1	2 14	14			
Bethune Cook (12/9)	Y	28	5-11	1-3	7-8	1-5/6	2 2	0 1	0 0	18			
La Tech (12/12)	N	18	4-6	1-3	1-1	0-2/2	2 2	2 2	2 2	10			
Dartmouth (12/22)	Y	27	2-7	1-2	2-3	2-3/5	2 1	3 2	1 7	7			
Nebraska (12/28)	N	34	5-13	1-6	3-5	3-5/8	3 4	0 4	0 0	14			
Centenary (12/30)	Y	21	4-7	2-4	2-5	2-1/3	0 0	0 4	2 2	12			
at Illinois (1/3)	Y	24	4-7	2-4	0-0	0-1/1	2 2	2 1	2 10	10			
Wisconsin (1/6)	Y	27	4-7	3-5	0-0	2-6/8	4 3	5 0	1 11	11			
at Ohio State (1/13)	Y	32	4-10	3-7	4-4	0-3/3	2 1	0 1	1 15	15			
Purdue (1/17)	Y	28	4-11	2-7	2-4	1-5/6	1 2	1 1	0 12	12			
Indiana (1/20)	N	33	7-12	5-8	0-0	0-1/1	4 0	2 3	2 19	19			
Iowa (1/24)	Y	28	2-8	0-2	1-3	1-2/3	2 0	1 1	0 5	5			
at Purdue (1/27)	Y	20	5-11	2-4	0-0	3-5/8	1 2	1 0	2 12	12			
Totals		13/20	527	79-183	34-82	36-50	30-65/95	47	29	25	30	17	228

1999-2000 Game-by-Game

Opponent (Date)	Start	Min.	Fg-Fa	3g-3a	Ftm-Fta	O-D/T	Pf.Asst.	To.	Blk.	Stl.	Pts.	
at Oregon (12/18)	N	11	2-2	1-1	0-0	1-3/4	1 0	0 0	0 1	5		
Furman (12/23)	N	12	0-4	0-0	0-4	2-2/4	1 0	1 0	1 0	0		
at Georgia (12/28)	N	12	4-5	3-4	2-2	0-6/6	0 0	1 1	1 13	13		
at Nebraska (12/31)	N	9	1-2	0-0	0-0	0-2/2	3 1	1 1	0 2	2		
Michigan (1/5)	N	10	3-4	1-1	0-0	1-1/2	2 1	0 0	1 2	2		
Totals	0/5	54	10-17	5-6	2-6	4-14/18	7	2	3	2	4	27

#21 TRAVARUS BENNETT

Forward • Sr. • 6-7 • 205 • Rosedale, Miss. • SW Missouri St.-West Plains/West Bolivar HS

Last Two Games: Sat out both preseason games after injuring his left knee in practice • saw his first action of the season against Mercer, playing 15 minutes, had four assists and three steals and one point.

Notable: Played in 31 games last season, starting the final seven • recorded career-highs in steals (6), blocks (3) and minutes (35) in final game vs. Tulsa (3/19/01) • also tied his career-high with 12 rebounds and three assists vs. Tulsa (3/19/01) • grabbed a career-high 12 rebounds in win over Villanova (3/14/01) • scored nine points and grabbed seven rebounds in regular season finale vs. Illinois (3/4/01) • scored a career-high 18 points in first career start at Michigan (2/17/01), including a 4-for-4 effort from behind the three-point arc • came up with a strong performance after John-Blair Bickerstaff left the game at Northwestern (2/6/01) to lead the team with a then season-high 16 points and 11 rebounds • hampered by an injured sternum early in the season which severely limited both his practice time and game action.

CAREER HIGHS

Minutes: 35 vs. Tulsa (3/19/01)
Points: 35 vs. Michigan (2/17/01)
Rebounds: 12 two times; last vs. Tulsa (3/19/01)
Assists: 3 four times; last vs. Tulsa (3/19/01)
Steals: 6 vs. Tulsa (3/19/01)
Blocks: 3 vs. Tulsa (3/19/01)

SEASON HIGHS

2001-02 Game-by-Game

Opponent (Date)	Start	Min.	Fg-Fa	3g-3a	Ftm-Fta	O-D/T	Pf.Asst.	To.	Blk.	Stl.	Pts.
Mercer (11/17)	N	15	0-3	0-1	1-2	1-0/1	1 4	1	0	3	1

2000-01 Game-by-Game

Opponent (Date)	Start	Min.	Fg-Fa	3g-3a	Ftm-Fta	O-D/T	Pf.Asst.	To.	Blk.	Stl.	Pts.	
UNCG (11/17)	N	15	3-5	2-2	0-0	1-3/4	0 3	0	0	0	8	
Georgia (11/19)	N	11	1-1	1-1	0-0	0-1/1	3 1	1	0	0	3	
vs. Hawaii Pac (11/24)	N	9	1-2	1-1	0-0	2-2/4	2 0	3	0	1	3	
vs. TCU (11/25)	N	11	0-1	0-1	1-2	0-3/3	2 3	0	1	0	1	
vs. Georgetown (11/26)	N	13	2-4	1-2	4-6	2-4/6	1 0	0	0	0	9	
at Florida State (11/29)	N	14	5-6	2-3	0-0	0-3/3	1 0	1	0	0	12	
Morris Brown (12/4)	N	14	1-4	0-1	0-1	1-0/1	2 1	0	1	0	2	
at Marquette (12/7)	N	16	2-4	1-3	0-0	2-0/2	1 0	0	0	1	5	
Bethune Cook (12/9)	N	12	1-1	0-0	0-0	0-1/1	2 1	1	1	0	2	
La Tech (12/12)	N	11	0-4	0-2	0-0	1-0/1	3 1	1	1	1	0	
Dartmouth (12/22)	N	21	0-1	0-1	0-1	0-2/2	2 0	0	0	3	0	
Nebraska (12/28)	N	14	0-4	0-4	0-0	0-2/2	2 0	0	0	3	0	
Centenary (12/30)	N	19	1-3	1-2	0-0	2-6/8	2 3	0	2	1	3	
at Illinois (1/3)	N	16	1-1	0-0	0-0	1-3/4	3 2	2	1	0	2	
Wisconsin (1/6)	N	10	0-1	0-0	0-0	1-0/1	1 0	0	0	0	0	
at Ohio State (1/13)	N	15	0-2	0-1	0-0	3-2/5	0 0	2	0	1	0	
Purdue (1/17)	N	12	0-0	0-0	0-0	0-3/3	2 0	0	0	0	0	
Indiana (1/20)	N	19	0-3	0-2	2-2	0-1/1	1 2	1	0	2	2	
Iowa (1/24)	N	19	3-4	1-2	0-0	0-2/2	4 0	1	0	4	7	
at Purdue (1/27)	N	20	1-6	0-1	0-0	0-1/1	3 0	0	1	0	2	
at Iowa (1/31)	N	21	0-6	0-3	0-0	0-5/5	1 1	2	0	0	0	
Ohio State (2/3)	N	18	1-3	0-1	2-2	2-1/3	2 1	0	0	3	4	
at Northwestern (2/6)	N	31	7-11	0-1	2-4	6-5/11	2 2	0	1	2	16	
Michigan State (2/10)	Did Not Play											
Penn State (2/14)	N	22	3-6	1-1	0-0	3-5/8	0 0	1	1	1	7	
at Michigan (2/17)	Y	25	6-8	4-4	2-2	3-3/6	5 0	2	0	1	18	
at Wisconsin (2/21)	Y	33	2-4	0-2	0-0	0-5/5	3 2	0	0	0	4	
at Indiana (2/28)	Y	30	2-4	2-4	2-2	3-2/5	4 1	0	1	0	8	
Illinois (3/4)	Y	33	4-7	1-3	0-0	2-5/7	1 1	0	1	2	9	
Purdue (3/8)	Y	23	0-4	0-1	0-0	0-2/2	5 0	1	0	2	0	
Villanova (3/14)	Y	34	3-9	1-3	4-6	2-10/12	3 0	0	0	1	11	
Tulsa (3/19)	Y	35	1-8	0-2	1-2	6-6/12	2 3	2	3	6	3	
Totals	7/31	596	51-127	19-54	20-29	43-88/131	65	28	21	16	35	141

#12 KEVIN BURLESON

Guard • Jr. • 6-3 • 190 • Seattle, Wash. • O'Dea HS

Last Two Games: Battled foul trouble vs. UMD and played only 20 minutes, scoring five points • had four points, four assists, three rebounds and two steals vs. Mercer in 23 minutes.

Notable: One of three team captains • had seven points and six rebounds vs. the Globetrotters • finished second on the team last season with 41 three pointers • finished 14th overall in the Big Ten with a .383 three-point shooting percentage • finished 11th in Big Ten games with 1.20 steals per game and 15th in three-point field goals made with 20 • played in 31 games, starting the last 10.

Milestones: Currently eighth in school history with 85 career three pointers and 244 three point attempts.

CAREER HIGHS

Minutes: 37 two times; last vs. Tulsa (3/19/01)

Points: 23 at Nebraska (12/31/99)

Rebounds: 8 vs. Furman (12/23/99)

Assists: 7 vs. Morehead State (11/27/99)

Steals: 6 at Indiana (2/28/01)

Blocks: 2 two times, last vs. Dartmouth (12/22/00)

SEASON HIGHS

2001-02 Game-by-Game

Opponent (Date)	Start	Min.	Fg-Fa	3g-3a	Ftm-Fta	O-D/T	Pf.	Asst.	To.	Blk.	Stl.	Pts.
Mercer (11/17)	Y	23	1-5	1-5	1-2	1-2/3	3	4	2	0	2	4

2000-01 Game-by-Game

Opponent (Date)	Start	Min.	Fg-Fa	3g-3a	Ftm-Fta	O-D/T	Pf.	Asst.	To.	Blk.	Stl.	Pts.
UNCG (11/17)	N	18	3-6	0-2	1-1	0-0/0	2	4	0	0	2	7
Georgia (11/19)	N	18	3-5	1-3	3-4	0-1/1	3	2	2	0	3	10
vs. Hawaii Pac (11/24)	N	27	2-3	2-3	0-0	1-2/3	3	3	4	0	0	6
vs. TCU (11/25)	N	17	2-2	2-2	2-2	1-1/2	2	3	0	0	0	8
vs. Georgetown (11/26)	N	20	0-4	0-1	0-0	0-3/3	1	3	1	0	0	0
at Florida State (11/29)	N	18	4-5	2-3	0-1	0-0/0	1	2	1	0	0	10
Morris Brown (12/4)	N	25	2-4	1-3	2-2	0-5/5	3	3	1	1	1	7
at Marquette (12/7)	N	24	0-2	0-2	0-0	0-1/1	3	6	0	0	2	0
Bethune Cook (12/9)	N	18	1-3	0-2	1-2	1-2/3	2	3	1	0	2	3
La Tech (12/12)	N	16	0-2	0-0	0-0	0-0/0	2	4	2	0	0	0
Dartmouth (12/22)	N	17	3-5	2-3	0-0	0-3/3	1	2	2	2	0	8
Nebraska (12/28)	N	15	1-4	1-2	0-1	1-0/1	2	1	1	1	1	3
Centenary (12/30)	N	14	3-4	3-4	5-6	0-1/1	3	2	2	0	1	14
at Illinois (1/3)	N	10	0-3	0-2	0-0	0-0/0	5	0	1	0	1	0
Wisconsin (1/6)	N	22	1-5	1-4	1-2	0-1/1	3	4	0	1	1	4
at Ohio State (1/13)	N	21	3-7	2-6	4-5	0-2/2	5	3	2	0	2	12
Purdue (1/17)	N	17	0-3	0-1	2-2	1-3/4	3	1	2	0	2	2
Indiana (1/20)	N	10	1-3	0-1	0-0	0-1/1	0	1	1	0	1	2
Iowa (1/24)	Did Not Play											
at Purdue (1/27)	N	2	0-0	0-0	0-0	0-0/0	0	1	0	0	0	0
at Iowa (1/31)	N	21	2-8	2-4	0-0	0-1/1	4	0	4	0	0	4
Ohio State (2/3)	N	14	0-2	0-2	0-0	0-2/2	2	2	0	0	0	0
at Northwestern (2/6)	Y	22	3-8	3-5	0-2	0-1/1	4	3	3	0	0	9
Michigan State (2/10)	Y	37	4-7	3-5	5-7	1-1/2	5	4	1	0	2	16
Penn State (2/14)	Y	20	1-8	1-5	0-0	1-0/1	2	3	4	0	0	3
at Michigan (2/17)	Y	13	2-4	2-4	0-0	1-0/1	3	3	1	0	0	6
at Wisconsin (2/21)	Y	30	5-9	4-8	0-1	0-2/2	2	4	2	0	2	14
at Indiana (2/28)	Y	32	3-11	1-6	0-2	1-0/1	3	1	3	0	6	7
Illinois (3/4)	Y	33	2-8	1-4	2-2	1-2/3	5	1	4	0	1	7
Purdue (3/8)	Y	32	2-8	2-5	2-2	1-0/1	4	3	1	0	0	8
Villanova (3/14)	Y	34	8-14	4-10	1-3	2-0/2	2	1	0	0	2	21
Tulsa (3/19)	Y	37	1-7	1-5	0-0	3-3/6	4	4	1	0	3	3
Totals	10/31	655	62-164	41-108	71-93	16-38/54	84	77	49	5	32	196

1999-2000 Game-by-Game

Opponent (Date)	Start	Min.	Fg-Fa	3g-3a	Ftm-Fta	O-D/T	Pf.	Asst.	To.	Blk.	Stl.	Pts.
UT-Arlington (11/20)	N	19	5-10	4-7	2-2	2-4/6	2	1	3	0	1	16
Marquette (11/23)	Y	23	1-4	0-3	3-4	0-2/2	3	1	1	1	1	5
Morehead St. (11/27)	Y	29	3-5	2-4	3-4	0-2/2	3	7	1	1	3	11
Virginia (11/30)	Y	34	2-8	1-5	4-5	0-4/4	1	2	2	1	0	9
Valparaiso (12/4)	Y	24	1-5	1-5	1-2	0-0/0	2	1	0	0	0	4
Maine (12/11)	Y	23	5-8	1-2	0-0	2-3/5	4	3	1	0	1	11
at Oregon (12/18)	Y	28	3-7	2-5	4-4	1-3/4	1	3	2	0	2	12
Furman (12/23)	Y	24	3-8	2-6	0-0	3-5/8	2	3	1	0	0	8
at Georgia (12/28)	Y	24	2-6	1-4	0-0	2-0/2	2	1	1	0	5	5
at Nebraska (12/31)	Y	29	8-16	5-11	2-2	1-1/2	4	4	3	0	0	23
Michigan (1/5)	Y	20	5-12	0-5	2-2	0-2/2	3	1	2	0	1	12
at Ohio State (1/9)	Y	24	2-9	1-6	0-0	1-1/2	5	0	2	1	1	5
Iowa (1/12)	Y	21	2-6	1-4	3-3	1-1/2	5	0	1	0	1	8
at Indiana (1/15)	Y	30	3-11	3-6	2-2	0-1/1	2	1	0	0	1	11
Purdue (1/19)	Y	29	3-9	1-3	2-2	0-1/1	4	3	2	0	0	9
at Wisconsin (1/22)	Y	21	0-5	0-3	0-0	0-1/1	5	0	3	0	0	0
at Penn State (1/26)	Y	35	2-9	2-7	0-0	1-2/3	3	5	1	2	1	6
Northwestern (1/29)	Y	21	2-6	2-5	2-2	2-2/4	3	1	2	0	0	8
at Illinois (2/2)	Y	18	1-5	1-3	2-2	0-0/0	3	0	1	0	1	5
Wisconsin (2/5)	Y	17	2-6	0-3	1-1	0-0/0	1	0	1	0	0	5
Indiana (2/9)	Y	26	3-9	2-4	2-2	0-1/1	2	5	1	1	1	10
Illinois (2/17)	Y	32	2-10	3-6	2-2	1-3/4	1	1	2	0	1	15
at Purdue (2/19)	Y	29	3-13	1-6	1-2	3-1/4	4	3	1	0	2	8
at Seton Hall (2/23)	N	23	2-8	1-7	0-0	2-0/2	1	0	4	0	0	5
at Iowa (2/27)	Y	28	4-9	4-7	2-2	0-3/3	5	5	0	0	1	14
at Michigan St. (3/2)	N	22	1-5	1-4	0-0	1-1/2	1	3	0	1	1	3
Ohio State (3/4)	N	16	4-8	1-3	0-1	3-0/3	5	0	0	0	0	9
vs. Iowa (3/9)*	N	27	4-5	1-2	0-0	2-2/4	1	3	1	0	2	9
Totals	23/28	696	81-222	44-136	40-46	28-46/74	78	57	39	8	27	246

#31 STEVE ESSELINK

Forward • So. • 6-6 • 191 • Hills, Minn. • Augustana/Hills-Beaver Creek HS

Last Two Games: Played 13 minutes vs. Mercer, was 0-3 from the field, grabbed three rebounds and added two assists • started both exhibitions • scored eight points on 4-of-8 shooting against the Bulldogs.

Notable: Scored six points against the Globetrotters • sat out the 2000-01 season due to NCAA transfer rules • transferred from Augustana College • averaged 6.2 points and 1.6 rebounds per game at Augustana • played in 29 games with three starts, averaging just more than 16 minutes per contest.

SEASON/CAREER HIGHS

2001-02 Game-by-Game

Opponent (Date)	Start	Min.	Fg-Fa	3g-3a	Ftm-Fta	O-D/T	Pf.Asst.	To.	Blk.	Stl.	Pts.
Mercer (11/17)	N	13	0-3	0-3	0-0	1-2/3	0 2	2	0	0	0

#15 KERWIN FLEMING

Guard • Sr. • 6-3 • 180 • Chicago, Ill. • Kennedy-King JC/Hillcrest HS

Last Two Games: Started the Mercer game and scored five points • played in both exhibitions after injuring his knee in preseason practices • went 4-of-4 from the line in the last three minutes vs. UMD • scored four points, added three boards.

Notable: Finished 14th in Big Ten games with a .378 three-point field goal percentage last season • played in all 31 games, started one • scored 14 points in NIT win over Villanova (3/14/01) • scored a career-high 31 points in Big Ten Tournament vs. Purdue, just two points shy of the Big Ten Tournament single-game scoring record.

CAREER HIGHS

Minutes: 35 vs. Purdue (3/8/01)

Points: 31 vs. Purdue (3/8/01)

Rebounds: 9 vs. Michigan (2/17/01)

Assists: 3 two times; last vs. Michigan State (2/10/01)

Steals: 2 three times; last vs. Ohio St. (2/3/01)

Blocks: 1 three times; last vs. Penn St. (2/14/01)

SEASON HIGHS

2001-02 Game-by-Game

Opponent (Date)	Start	Min.	Fg-Fa	3g-3a	Ftm-Fta	O-D/T	Pf.	Asst.	To.	Blk.	Stl.	Pts.
Mercer (11/17)	Y	23	2-8	1-4	0-0	0-1/1	3	1	0	0	1	5

2000-01 Game-by-Game

Opponent (Date)	Start	Min.	Fg-Fa	3g-3a	Ftm-Fta	O-D/T	Pf.	Asst.	To.	Blk.	Stl.	Pts.	
UNCG (11/17)	N	10	1-3	1-2	0-0	0-0/0	0	0	0	0	1	3	
Georgia (11/19)	N	7	1-3	0-1	0-0	0-2/2	0	1	1	0	0	2	
vs. Hawaii Pac (11/24)	N	11	0-3	0-1	0-0	0-0/0	1	1	0	0	0	0	
vs. TCU (11/25)	N	11	1-2	1-2	2-2	0-1/1	2	1	1	0	0	5	
vs. Georgetown (11/26)	N	10	0-3	0-1	1-2	0-0/0	1	1	0	0	0	1	
at Florida State (11/29)	N	9	1-2	0-0	2-5	0-1/1	0	0	0	0	0	4	
Morris Brown (12/4)	Y	22	1-6	1-3	0-0	0-1/1	1	1	2	0	2	3	
at Marquette (12/7)	N	6	0-2	0-2	0-0	0-0/0	2	0	0	0	0	0	
Bethune Cook (12/9)	N	18	3-5	1-3	2-2	0-2/2	2	1	0	1	0	9	
La Tech (12/12)	N	16	3-8	0-1	2-2	0-1/1	0	0	0	0	0	8	
Dartmouth (12/22)	N	12	2-4	1-2	0-0	0-1/1	1	3	3	0	0	5	
Nebraska (12/28)	N	13	1-3	1-2	0-0	1-0/1	0	0	1	0	0	3	
Centenary (12/30)	N	15	0-2	0-1	1-2	0-2/2	1	2	1	0	0	1	
at Illinois (1/3)	N	13	1-3	1-2	9-11	1-0/1	2	2	1	0	0	12	
Wisconsin (1/6)	N	14	1-4	1-3	0-0	0-2/2	0	1	0	1	0	3	
at Ohio State (1/13)	N	6	0-2	0-2	1-2	1-0/1	4	0	1	0	0	1	
Purdue (1/17)	N	6	3-5	1-3	0-0	0-1/1	0	0	0	0	1	7	
Indiana (1/20)	N	27	6-11	1-4	2-3	0-1/1	3	2	1	0	2	15	
Iowa (1/24)	N	18	3-6	3-5	0-3	1-1/2	5	2	0	0	0	9	
at Purdue (1/27)	N	18	2-6	0-3	1-2	1-1/2	3	0	3	0	0	5	
at Iowa (1/31)	N	7	0-3	0-2	0-0	0-0/0	0	0	1	0	0	0	
Ohio State (2/3)	N	19	4-8	3-4	2-2	0-1/1	3	1	1	0	2	13	
at Northwestern (2/6)	N	21	1-3	1-2	1-2	0-2/2	3	1	2	0	0	4	
Michigan State (2/10)	N	28	2-6	2-4	2-2	0-0/0	4	3	4	0	1	8	
Penn State (2/14)	N	23	3-10	1-1	1-2	1-2/3	2	1	3	1	0	8	
at Michigan (2/17)	N	28	3-6	0-0	7-10	2-7/9	2	2	1	0	1	13	
at Wisconsin (2/21)	N	13	0-3	0-2	0-0	0-0/0	3	0	1	0	0	0	
at Indiana (2/28)	N	26	3-11	3-5	8-10	1-3/4	3	2	1	0	0	17	
Illinois (3/4)	N	16	1-7	0-3	4-4	0-2/2	2	1	2	0	1	6	
Purdue (3/8)	N	35	8-15	5-10	10-15	0-0/0	4	1	3	0	1	31	
Villanova (3/14)	N	23	4-10	4-9	2-3	0-1/1	1	2	1	0	0	14	
Tulsa (3/19)	N	20	2-1	1-4	2-3	1-2/3	1	1	0	0	1	7	
Totals		1/32	522	61-176	33-89	62-89	10-38/48	56	33	35	3	13	217

#11 MAURICE HARGROW

Guard • Fr. • 6-4 • 175 • St. Paul, Minn. • Highland Park HS

Last Two Games: Played six minutes vs. UMD • scored seven points in 10 minutes vs. Mercer • was 1-of-2 from the field and 4-of-6 from the line.

Noteable: Had two points in 12 minutes vs. the Globetrotters.

SEASON/CAREER HIGHS

2001-02 Game-by-Game

Opponent (Date)	Start	Min.	Fg-Fa	3g-3a	Ftm-Fta	O-D/T	Pf.	Asst.	To.	Blk.	Stl.	Pts.
Mercer (11/17)	N	10	1-2	1-1	4-6	0-1/1	0	0	0	0	0	7

#40 JERRY HOLMAN

F/C • Jr. • 6-10 • 218 • St. Paul, Minn. • Mpls. Community & Tech Coll./Humboldt HS

Last Two Games: Had 13 points (seven in the final 5:13), grabbed seven boards and blocked three shots in 22 minutes vs. UMD • scored 17 points in 18 minutes against Mercer • broke open the game in a 33 second stretch with six points, including two dunks, and a steal • was 6-of-8 from the field, 5-of-6 from the line and added six boards and a block.

Noteable: Scored eight points and grabbed four rebounds vs. the Globetrotters.

SEASON/CAREER HIGHS

2001-02 Game-by-Game

Opponent (Date)	Start	Min.	Fg-Fa	3g-3a	Ftm-Fta	O-D/T	Pf.	Asst.	To.	Blk.	Stl.	Pts.
Mercer (11/17)	N	18	6-8	0-0	5-6	4-2/6	2	1	2	0	1	17

#1/4 RICK RICKERT

Forward • Fr. • 6-10 • 202 • Duluth, Minn. • Duluth East HS

Last Two Games: Scored 10 points and pulled down six rebounds in 30 minutes vs. UMD • Had 17 points on 7-of-10 shooting in debut vs. Mercer • was 3-of-4 from three-point range • Had six rebounds and four blocks, most blocks by a Gopher player since Michael Bauer vs. Centenary on Dec. 30, 2000.

Noteable: Led the team, along with Mike Bauer, with 18 points vs. the Globetrotters • was 6-of-9 from the field and added seven boards in 31 minutes.

SEASON/CAREER HIGHS

2001-02 Game-by-Game

Opponent (Date)	Start	Min.	Fg-Fa	3g-3a	Ftm-Fta	O-D/T	Pf.Asst.	To.	Blk.	Stl.	Pts.
Mercer (11/17)	Y	23	7-10	3-4	0-0	3-3/6	3 1	0	4	0	17

#3 AARON ROBINSON

Guard • Fr • 5-9 • 160 • Rockford, Ill. • Guilford HS

Last Two Games: • Had one board and one assist vs. UMD • scored his first point as a Golden Gopher and had three assists and a steal vs. Mercer in 12 minutes.

Noteable: Had one rebound and two assists vs. the Globetrotters.

SEASON/CAREER HIGHS

2001-02 Game-by-Game

Opponent (Date)	Start	Min.	Fg-Fa	3g-3a	Ftm-Fta	O-D/T	Pf.Asst.	To.	Blk.	Stl.	Pts.
Mercer (11/17)	N	12	0-3	0-1	1-2	0-3/3	4 3	0	0	1	1

MINNESOTA Mercer	80	Game 1 November 17, 2001 Williams Arena Minneapolis, Minn.
	59	
Attendance: 12,534		

Recap: The Gophers opened their 2001-02 season in dominating style, routing the Mercer Bears 80-59 in front of 12,534 at Williams Arena. Four different Golden Gophers scored in double figures, led by sophomore Michael Bauer's 18 points. Minnesota came out firing on all cylinders, outscoring the overwhelmed Bears 40-18 in the first half. The Maroon and Gold went on numerous runs during the game, but the highlight was junior college transfer Jerry Holman's six points in 33 seconds near the end of the first half. The Gophers led by as many as 40 in the second half.

Minnesota	Min	FG-A	FT-A	R	A	Pt	Mercer	Min	FG-A	FT-A	R	A	Pt
Bauer, F	25	7-16	1-3	8	1	18	Muhammad, F	19	3-5	1-2	4	0	9
Rychart, F	24	4-10	2-2	9	2	10	Hansen, F	13	0-0	0-0	1	0	0
Rickert, C	23	7-10	0-0	6	1	17	Howard, C	27	1-7	4-7	8	1	6
Burleson, G	20	1-5	1-2	3	4	4	January, G	18	0-2	0-1	1	0	0
Fleming, G	23	2-8	0-0	1	1	5	Baker, G	18	2-4	0-0	2	1	5
Robinson	12	0-3	1-2	3	3	1	West	16	2-6	3-6	4	1	9
Hokenson	4	0-0	0-0	0	0	0	Arthur	23	3-6	0-0	0	2	8
Hargrow	10	1-2	4-6	1	0	7	McCurry	22	3-5	3-3	2	4	9
Bennett	15	0-3	1-2	1	4	1	Chvatal	2	0-0	0-0	0	1	0
Bolden	4	0-0	0-0	0	0	0	Emerson	27	4-10	2-3	7	0	11
Lorang	5	0-1	0-1	1	0	0	Walker	15	1-3	0-0	1	0	2
EsseLink	13	0-3	0-0	3	2	0	TEAM				4		
Chall	4	0-0	0-0	1	0	0	Totals	200	19-48	13-22	34	10	59
Holman	18	6-8	5-6	6	1	17							
TEAM						3							
Totals	200	28-69	15-24	46	19	80							

Halftime: Minnesota 40, MU 18 **3-Pt Goals:** Minn - 9-29 (Bauer 3-8, Rychart 0-2, Rickert 3-4, Burleson 1-5, Fleming 1-4, Robinson 0-1, Hargrow 1-1, Bennett 0-1, EsseLink 0-3) MU - 8-19 (Muhammad 2-4, Baker, 1-3, West 2-2, Arthur 2-5, McCurry 0-1, Emerson 1-3, Walker 0-1)

Turnovers: Minnesota 10, MU 22 **Personal Fouls:** Minnesota 21, MU 20
Technical: None **Fouled Out:** none **Att:** 12,534

University of Minnesota
 Minnesota Golden Gophers Season Schedule/Results & Leaders (as of Nov 17, 2001)
 All games

RECORD:	OVERALL	HOME	AWAY	NEUTRAL
ALL GAMES.....	(1-0)	(1-0)	(0-0)	(0-0)
CONFERENCE.....	(0-0)	(0-0)	(0-0)	(0-0)
NON-CONFERENCE.....	(1-0)	(1-0)	(0-0)	(0-0)

DATE	TIME	OPPONENT	SCORE	ATTEND	HIGH POINTS	HIGH REBOUNDS
11/17/01	4:05	MERCER BEARS	W 80-59	12534	(18) Bauer, Michael	(9) Rychart, Dusty

* - Conference game

ATTENDANCE SUMMARY	GAMES	TOTALS	AVG/GAME
HOME.....	1	12534	12534
AWAY.....	0	0	0
NEUTRAL.....	0	0	0
TOTAL.....	1	12534	12534

University of Minnesota
 Minnesota Golden Gophers Combined Team Statistics (as of Nov 19, 2001)
 All games

RECORD :	OVERALL	HOME	AWAY	NEUTRAL
ALL GAMES	(1-0)	(1-0)	(0-0)	(0-0)
CONFERENCE	(0-0)	(0-0)	(0-0)	(0-0)
NON-CONFERENCE	(1-0)	(1-0)	(0-0)	(0-0)

# Player	GP-GS	Min--Avg	---TOTAL---		---3-PTS---		FT-FTA	Pct	----REBOUNDS----				PF	FO	A	TO	Blk	Stl	Pts	Avg
			FG-FGA	Pct	3FG-FGA	Pct			Off	Def	Tot	Avg								
41 Bauer, Michael.....	1-1	25 25.0	7-16	.438	3-8	.375	1-3	.333	4	4	8	8.0	2	0	1	1	1	1	18	18.0
40 Holman, Jerry.....	1-0	18 18.0	6-8	.750	0-0	.000	5-6	.833	4	2	6	6.0	2	0	1	2	0	1	17	17.0
1 Rickert, Rick.....	1-1	23 23.0	7-10	.700	3-4	.750	0-0	.000	3	3	6	6.0	3	0	1	0	4	0	17	17.0
45 Rychart, Dusty.....	1-1	24 24.0	4-10	.400	0-2	.000	2-2	1.000	4	5	9	9.0	2	0	2	0	0	1	10	10.0
11 Hargrow, Maurice...	1-0	10 10.0	1-2	.500	1-1	1.000	4-6	.667	0	1	1	1.0	0	0	0	0	0	7	7.0	
15 Fleming, Kerwin....	1-1	23 23.0	2-8	.250	1-4	.250	0-0	.000	0	1	1	1.0	3	0	1	0	0	1	5	5.0
12 Burleson, Kevin....	1-1	20 20.0	1-5	.200	1-5	.200	1-2	.500	1	2	3	3.0	3	0	4	2	0	2	4	4.0
21 Bennett, Travarus..	1-0	15 15.0	0-3	.000	0-1	.000	1-2	.500	1	0	1	1.0	1	0	4	1	0	3	1	1.0
3 Robinson, Aaron....	1-0	12 12.0	0-3	.000	0-1	.000	1-2	.500	0	3	3	3.0	4	0	3	0	0	1	1	1.0
35 Chall, Randy.....	1-0	4 4.0	0-0	.000	0-0	.000	0-0	.000	0	1	1	1.0	1	0	0	0	0	0	0	0.0
31 Esselink, Steve....	1-0	13 13.0	0-3	.000	0-3	.000	0-0	.000	1	2	3	3.0	0	0	2	2	0	0	0	0.0
30 Lorang, Justin.....	1-0	5 5.0	0-1	.000	0-0	.000	0-1	.000	0	1	1	1.0	0	0	0	1	0	0	0	0.0
5 Hokenson, Wade....	1-0	4 4.0	0-0	.000	0-0	.000	0-0	.000	0	0	0	0.0	0	0	0	1	0	0	0	0.0
24 Bolden, Tyree.....	1-0	4 4.0	0-0	.000	0-0	.000	0-0	.000	0	0	0	0.0	0	0	0	0	0	0	0	0.0
TEAM.....										2	1	3	3.0	0		0				
Total.....	1	200	28-69	.406	9-29	.310	15-24	.625	20	26	46	46.0	21	0	19	10	5	10	80	80.0
Opponents.....	1	200	19-48	.396	8-19	.421	13-22	.591	9	25	34	34.0	20	-	10	22	2	4	59	59.0

TEAM STATISTICS	MINN	OPP	DATE	OPPONENT	W/L	SCORE	ATTEND
SCORING.....	80	59	11/17/01	MERCER BEARS	W	80-59	12534
Points per game.....	80.0	59.0					
Scoring margin.....	+21.0	-					
FIELD GOALS-ATT.....	28-69	19-48					
Field goal pct.....	.406	.396					
POINT FG-ATT.....	9-29	8-19					
3-point FG pct.....	.310	.421					
3-pt FG made per game..	9.0	8.0					
FREE THROWS-ATT.....	15-24	13-22					
Free throw pct.....	.625	.591					
REBOUNDS.....	46	34					
Rebounds per game.....	46.0	34.0					
Rebounding margin.....	+12.0	-					
ASSISTS.....	19	10					
Assists per game.....	19.0	10.0					
TURNOVERS.....	10	22					
Turnovers per game.....	10.0	22.0					
Turnover margin.....	+12.0	-					
Assist/turnover ratio..	1.9	0.5					
STEALS.....	10	4					
Steals per game.....	10.0	4.0					
BLOCKS.....	5	2					
Blocks per game.....	5.0	2.0					
WINNING STREAK.....	1	-					
Home win streak.....	1	-					
ATTENDANCE.....	12534	0					
Home games-Avg/Game....	1-12534	0-0					
Neutral site-Avg/Game..	-	0-0					

SCORE BY PERIODS:	1st	2nd	Total
Minnesota Golden Gophers.....	40	40	80
Opponents.....	18	41	59

University of Minnesota
 Minnesota Golden Gophers Team Game-by-Game (as of Nov 17, 2001)
 All games

TEAM STATISTICS

Opponent	Date	Score	W/L	---TOTAL---			--3-PTRS--			----REBOUNDS----							Pts---Avg			
				FG-FGA	Pct	3FG-FGA	Pct	FT-FTA	Pct	Off	Def	Tot	Avg	PF	A	TO	Blk	Stl	Pts	Avg
MERCER BEARS	11/17/01	80-59	W	28-69	.406	9-29	.310	15-24	.625	20	26	46	46.0	21	19	10	5	10	80	80.0
Minnesota Golden Gophers		80		28-69	.406	9-29	.310	15-24	.625	20	26	46	46.0	21	19	10	5	10	80	80.0
Opponents		59		19-48	.396	8-19	.421	13-22	.591	9	25	34	34.0	20	10	22	2	4	59	59.0

Games played: 1
 Points/game: 80.0
 FG Pct: 40.6
 3FG Pct: 31.0
 FT Pct: 62.5

Rebounds/game: 46.0
 Assists/game: 19.0
 Turnovers/game: 10.0
 Assist/turnover ratio: 1.9
 Steals/game: 10.0
 Blocks/game: 5.0

University of Minnesota
 Minnesota Golden Gophers Game-by-Game Points-Rebounds-Assists (as of Nov 17, 2001)
 All games

Opponent	Date	Score	1	3	5	11	12	15	21	24	30

WL RICKERT,R ROBINSON, HOKENSON, HARGROW,M BURLESON, FLEMING,K BENNETT,T BOLDEN,TY LORANG, JU											

MERCER BEARS	11/17/01	80-59 W	17- 6- 1	1- 3- 3	0- 0- 0	7- 1- 0	4- 3- 4	5- 1- 1	1- 1- 4	0- 0- 0	0- 1- 0

Opponent	Date	Score	31	35	40	41	45

WL ESSELINK, CHALL,RAN HOLMAN,JE BAUER,MIC RYCHART,D							

MERCER BEARS	11/17/01	80-59 W	0- 3- 2	0- 1- 0	17- 6- 1	18- 8- 1	10- 9- 2


University of Minnesota
 Minnesota Golden Gophers Game-by-Game Highs (as of Nov 17, 2001)
 All games

Opponent	Date	Score	WL	POINTS	REBOUNDS	ASSISTS	STEALS	BLOCKED SHOTS
MERCER BEARS	11/17/01	80-59	W	18-Bauer, Michae	9-Rychart, Dust	4-Bennett, Trav Burleson, Kev	3-Bennett, Trav	4-Rickert, Rick

MINNESOTA

Golden Gopher

BASKETBALL



Minnesota Media Relations

BB contact: Kyle Coughlin
 Assistant Media Relations Director
Phone: 612.625.4090
Fax: 612.625.0359
email: cough002@umn.edu

Minnesota Men's Media Relations, 516 15th Ave. SE, 244 Bierman Field Athletic Building, Minneapolis, Minn. 55455

www.gophersports.com

2001-02 SCHEDULE

Date	Opponent	Time/Result
Nov. 8	Harlem Globetrotters (exh.)	L, 70-79
Nov. 12	Minnesota-Duluth (exh.)	W, 67-59
Nov. 17	Mercer	W, 80-59
Nov. 21	UNC-Asheville	W, 92-65
Nov. 24	Eastern Washington	W, 86-68
Nov. 27	at Wake Forest* (ESPN2)	L, 79-85
Dec. 1	Texas Pan-American	W, 89-72
Dec. 4	UNC-Wilmington	L, 50-58
Dec. 7	at Georgia	L, 55-77
Dec. 10	Oregon (ESPN2)	W, 75-72
Dec. 13	Maryland-Eastern Shore	7:00 p.m.
Dec. 22	Nebraska	7:00 p.m.
Dec. 30	at Texas Tech (VSN/Ch. 45)	3:15 p.m.
Jan. 2	at Illinois (VSN/Ch. 45)	7:00 p.m.
Jan. 5	Michigan State (VSN/Ch. 45)	3:30 p.m.
Jan. 9	Michigan (VSN/Ch. 45)	7:00 p.m.
Jan. 12	at Purdue (ESPN+)	1:30 p.m.
Jan. 16	at Wisconsin (VSN/Ch. 45)	7:00 p.m.
Jan. 19	at Michigan (VSN/Ch. 45)	3:30 p.m.
Jan. 26	Ohio State (VSN/Ch. 45)	3:30 p.m.
Jan. 30	Penn State (VSN/Ch. 45)	7:00 p.m.
Feb. 2	Indiana (ESPN+)	3:30 p.m.
Feb. 9	at Iowa (ESPN+)	2:00 p.m.
Feb. 13	at Northwestern (VSN/Ch. 45)	7:00 p.m.
Feb. 16	Wisconsin (ESPN+)	1:30 p.m.
Feb. 21	at Michigan State (ESPN)	6:00 p.m.
Feb. 23	at Penn State (ESPN+)	11:15 a.m.
Feb. 27	Northwestern (VSN/Ch. 45)	7:00 p.m.
Mar. 2/3	Illinois (VSN/CBS)	7/3:00 p.m.
Mar. 7-10	Big Ten Tournament (Conseco Fieldhouse, Indianapolis, Ind.)	

*Times and dates subject to change
 All times central.
 VSN = Victory Sports Network
 * Big Ten/ACC Challenge*

Minnesota Golden Gophers (5-3, 0-0 Big Ten)

vs.

Maryland Eastern-Shore Hawks (4-5, 2-1 MEAC)

December 13, 2001 • 7:00 p.m.

Williams Arena
 Minneapolis, Minn.



vs.

Television: none

Radio: WCCO AM 830

Dave Lee, pbp, Kevin Lynch, analyst

THE MATCHUP

The Golden Gophers look to start another winning streak tonight against Maryland Eastern-Shore after downing Oregon Monday night, 75-72. The Hawks are fresh off a 93-78 drubbing of Towson University Tuesday. It will be Maryland-Eastern Shore's second Big Ten opponent of the season. They opened the 2001-02 campaign at Iowa and lost 89-59.

SCOUTING THE HAWKS

Maryland-Eastern Shore is led by two Thomas Trotters. One's the coach, the other their star player. Head coach Thomas Trotter is in his second season at the helm of the UMES program after being the top assistant at New Mexico State. His son, nicknamed 'Tee', is a 5-11 sophomore guard who leads the Hawks in scoring at 16.2 points per game. Trotter went for 36 on Tuesday night. He was 12-of-18 from the field, 7-of-9 from three-point range and 5-of-5 from the line in 37 minutes. Freshman forward Justin Bowen also had a strong game against Towson with 16 points and 10 rebounds in just 20 minutes. The Hawks' main inside threat is

6-6, senior forward Andre Newson who is averaging 9.1 points and leads the team with a 6.1 rebound average.

THE SERIES

Minnesota leads the series 1-0. The two teams met back in the 1988-89 season with the Gophers winning, 112-68, in Williams Arena. Minnesota is 6-0* all-time against Mid-Eastern Conference teams.

NONCONFERENCE FOES

Minnesota is 27-8 in non-conference games under Monson. They are an impressive 21-2 in non-conference home games under Monson. The Gophers lost to Tulsa in the second round of the NIT last season and earlier this season to UNC-Wilmington.

WHAT'S NEXT

Minnesota takes eight days off for finals before hosting Nebraska at Williams Arena on Dec. 22 at 7 p.m.

**records involve games later vacated by Minnesota due to NCAA infractions.*

PROBABLE STARTING LINEUPS

MINNESOTA	PPG	RPG	OTHER	UMES	PPG	RPG	OTHER
F Dusty Rychart	11.9	7.1	50% 3s	F Andre Newson	9.1	6.1	9 stls
F Michael Bauer	10.6	4.6	10 blks	F Tim Smith	8.3	4.4	11 stls
F Rick Rickert	13.9	6.5	53% fg	C Damond Thomas	2.2	2.4	41% fg
G Kevin Burluson	6.3	1.6	5.5 apg	G Josh Hickman	11.3	3.4	3.3 apg
G Travarus Bennett	8.6	3.9	16 stls	G Thomas Trotter	16.2	2.2	3.6 apg

Officials: Ed Hightower, Tom Rucker, John Higgins

HEAD COACH DAN MONSON



Now entering his third season in charge of the Minnesota basketball program, Dan Monson has again established himself as one of the best young coaches in the college ranks and has thrust the Golden Gophers back onto the national scene.

Despite scholarship limitations and injuries to two key starters, Monson brought the Maroon and Gold to the postseason in just his second year. An NIT appearance and a second-round loss to eventual champion Tulsa did nothing to dampen the remarkable job Monson and his staff did in 2000-01. Monson's Minnesota record is 35-33 and his overall four-year coaching record is 87-50.

Monson has also shown the country that he can be an effective recruiter. Monson's second recruiting class in Gold Country netted one of the top 10 classes in the nation, according to many recruiting publications. National Junior College All-American Jerry Holman and McDonald's All-American Rick Rickert will make an immediate impact in 2001-02.

Monson was named the Minnesota head coach on July 24, 1999. In his first year at the helm of the Minnesota program, Monson led the Golden Gophers to a 12-16 finish which included a six-game winning streak (11/20-12/11).

Monson led the Gonzaga Bulldogs within a breath of the Final Four three years ago. Along the way, his team defeated such notable NCAA powers as Stanford (82-74), Florida (73-72) and the Golden Gophers (75-63), before bowing out to eventual national champion Connecticut, 67-62.

Monson spent 11 years building the Gonzaga program. He began as an assistant coach in 1988 and spent six years laying the groundwork for the Bulldogs' success. In 1994-95, he was elevated to associate head coach under Head Coach Dan Fitzgerald who was also the athletics director. Three years later, Monson took over full control of the Gonzaga program. He had an immediate impact, leading the Bulldogs to a West Coast Conference title and advancing to the second round of the NIT. Along the way, the team set a school record for wins with 24. Monson was the first coach in West Coast Conference history to capture the regular-season title in his rookie season. For his efforts, his WCC peers voted him Coach of the Year and *Basketball Times* accorded him national Rookie Coach of the Year. His record in two seasons as head coach of the Zags was 52-17, with an impressive 4-2 mark in postseason play.

OREGON RECAP

Freshman forward Rick Rickert scored a career-high 28 points to lead Minnesota (5-3) to a 75-72 victory over Oregon (4-3) at Williams Arena. Despite shooting just 40 percent from the field, the Golden Gophers persevered to halt a two-game losing streak.

The Golden Gophers started off on fire, jumping out to a 12-0 lead. However, Oregon answered with a 23-11 run to tie the game with 8:52 remaining in the first half. A James Davis basket at the buzzer gave Oregon a 34-33 lead at the half.

Oregon carried the momentum into the second half, extending its advantage to a 58-49 lead with 11:04 left in the game. Minnesota responded with an 11-1 run to take a 60-59 lead with 7:26 left, capped by a driving baseline dunk by Rickert. The Golden Gophers inched ahead, eventually claiming a five-point lead at 69-64 on a layup by Kevin Burleson and never looked back as they hit 6-of-8 free throws down the stretch to seal the win.

Rickert's 28-point performance is the most by a Minnesota freshman since Randy Carter notched 29 against Northwestern on January 26, 1991. He just missed his second double-double of the season, leading Minnesota with nine rebounds. Kerwin Fleming (14), Travarus Bennett (11) and Dusty Rychart (10) also scored in double figures for the Golden Gophers.

Oregon was led by Chris Christoffersen, Luke Ridnour, Frederick Jones and James Davis with 11 points each.

OREGON GAME NOTES

- Rick Rickert scored a career-high 28 points. That is the highest point total by a Golden Gopher since Kerwin Fleming racked up 31 against Purdue in the Big Ten Tournament last season.
- Rickert's 28 points is the most by a Minnesota freshman since Randy Carter scored 29 against Northwestern on Jan. 26, 1991.
- Rickert's 11 field goals and 17 field goal attempts are Minnesota season-highs.
- Minnesota is 4-0 when attempting more free throws than its opponent.
- Minnesota had a season-low nine turnovers while forcing 18 Oregon turnovers.
- Minnesota won for the first time this season when being outrebounded (1-2).
- Rick Rickert scored in double figures for the fifth time this season.
- Kerwin Fleming scored in double figures for the first time this season and the seventh time in his career.
- Travarus Bennett scored in double figures for the third time this season and the eighth time in his career.
- Dusty Rychart scored in double figures for the fifth straight game and the sixth time this season. He notched double figures for the 53rd time in his career.
- Minnesota won for the first time this season when Michael Bauer did not score in double figures (1-2).

STATISTICAL COMPARISON

Minnesota vs. UMES

Category	UMES	MINN
Record	4-5	5-3
Scoring Average	62.9	75.8
Opponent Scoring	67.8	69.5
Scoring Margin	-4.9	+6.3
Rebound Average	34.7	39.2
Opponent Rebounds	39.4	36.1
Rebound Margin	-4.8	+3.1
Field Goal Pct.	.373	.427
Opponent Field Goal Pct.	.466	.425
3-Point Field Goal Pct.	.337	.326
Free Throw Pct.	.671	.701
Assists Average	11.8	15.3
Turnovers Average	12.3	13.9
Blocks Average	2.2	6.1
Steals Average	5.8	9.5

HARGROW BREAKS NOSE

Freshman guard broke his nose at Georgia and did not play against Oregon on Monday. Hargrow again will be held out of tonight's game vs. Maryland Eastern Shore. His future status will be determined on a day-to-day basis. Hargrow is averaging 5.1 points in just 10.0 minutes of action off the bench. The Oregon game was the first game missed due to injury for any Golden Gopher player.

THE MOST OVERLOOKED BIG TEN PLAYER

Fifth-year senior forward Dusty Rychart doesn't get the recognition or the credit he deserves around

MINNESOTA QUICK FACTS

University Information

Location: Minneapolis, Minn.
Enrollment: 45,615
Colors: Maroon & Gold
Conference: Big Ten
Arena: Williams Arena (14,625)
President: Mark Yudof
Vice President/Chief of Staff: Tonya Moten Brown
Faculty Athletics Representative: Dr. Richard Weinberg
Director of Men's Athletics: Tom Moe

Team Information

Head Coach: Dan Monson (Idaho, 1985)
Career Record: 87-50 (four+ years)
Record at Minnesota: 35-33 (two+ years)
Associate Head Coach: Mike Petersen (third year)
Assistant Coaches: Bill Walker (third year), Arthur Prevost (third year)
Dir. of BB Operations: Vic Couch (second year)
2000-01 Overall Record: 18-14 (reached second round of NIT)
2000-01 Big Ten Record/Finish: 5-11 (9th)
Lettermen Returning/Lost: 7/3

MEDIA INFORMATION

PRACTICE ACCESS

As a rule, practice will be open to the media for the first 30 minutes of each workout except on game days. This is subject to change at the coaches discretion. All player interviews will be conducted before practice in the half hour preceding the team's workout. Coach Monson will be available for brief interviews during the first half hour of practice. Practice on weekdays is usually 2-5 p.m. Please check with Kyle Coughlin about practice times and all interview requests at least 24 hours in advance.

POSTGAME PROCEDURES:

Minnesota complies with an equal-access policy. Following a 10 minute cooling-off period, both coaches are available in the Interview Room on the lower level of the east end of Williams Arena. Minnesota players are available in the players lounge area adjacent to the Gopher locker room following the cooling-off period. Visiting team players generally conduct their player interviews in the lower level hallway outside their locker room.

GOLDEN GOPHERS ON THE INTERNET:

Minnesota Golden Gopher basketball stats, releases and game notes are available on the internet at www.gophersports.com. Information on the Big Ten Conference is available via the internet at www.bigten.org.

BIG TEN TELECONFERENCE:

When: Every Monday from 9-11 a.m. (central)

How long: Beginning Jan. 7, with the final call scheduled for Mar. 4, 2002.

Who: Each Big Ten men's head coach is invited to participate on the weekly teleconferences. Participation will not be mandatory, therefore, some coaches may not be available each week.

Call: Contact the Big Ten office at 847-696-1010 for the teleconference phone number and play-back number.

Order of Appearance

9:00 a.m. Bill Self, Illinois
9:10 a.m. Steve Alford, Iowa
9:20 a.m. **Dan Monson, Minnesota**
9:30 a.m. Bill Carmody, Northwestern
9:40 a.m. Jerry Dunn, Penn State
9:50 a.m. Gene Keady, Purdue
10:00 a.m. Tom Izzo, Michigan State
10:10 a.m. Bo Ryan, Wisconsin
10:20 a.m. Tommy Amaker, Michigan
10:30 a.m. Jim O'Brien, Ohio State
10:40 a.m. Mike Davis, Indiana
10:50 a.m. Player of the Week (if available)

the conference or country. Rychart notched his 16th career double-double and second of the season with 10 points and 11 rebounds at Georgia on Dec. 7. He recorded his 15th double-double of his career with 22 points and 13 rebounds against Wake Forest on Nov. 27. Rychart stands third among active Big Ten players in career double-doubles. Reggie Evans of Iowa has 28 and LaVell Blanchard of Michigan has 20.

Rychart was the only player in the league last season to finish ranked in the top 10 in scoring (10th - 14.6 ppg), rebounding (5th - 8.0 rpg) and field goal percentage (10th - .504). Yet he was not voted onto any of the three All-Big Ten teams after last season. The former walk-on and returning two-year starter at power forward also finished ranked in the top 10 overall in free throw percentage (5th - .832), offensive rebounds (3rd - 3.13 pg) and defensive rebounds (7th - 4.84).

"Dusty is the epitome of this program," said Monson. "He may not be the most physically-gifted player, or tall enough or quick enough all the time, but this game is about productivity and Dusty has out-produced a lot of players in this league."

MAYBE HE'S NOT SO OVERLOOKED

Rychart was named co-Big Ten Player of the Week for his play against Wake Forest and UT-Pan American. Rychart nearly averaged a double-double the week of Nov. 26, producing 20.0 points and 9.5 rebounds while shooting 59.3 percent from the floor. The senior co-captain opened the week with his first double-double of the season, and 15th of his career, with 22 points and 13 boards in a narrow loss at Wake Forest in the ACC/Big Ten Challenge. Rychart followed that performance by recording 18 points, on 8-of-12 shooting, and six rebounds in just 23 minutes in a win over Texas-Pan American. It is the third player of the week honor for Rychart in his career.

RICKERT MAKES IMMEDIATE IMPACT

No one has arrived in Gold Country with as much anticipation or fanfare as freshman forward Rick Rickert. So far, he has lived up to the advanced billing. Against Oregon on national television, Rickert erupted for 28 points and nine rebounds to lead the Golden Gophers to a three-point victory. It was the most points scored by a Gopher freshman since Randy Carter scored 29 against Northwestern on Jan. 26, 1991. He has scored in double figures in five of the first eight games and leads the team shooting .531 (43-81) from the field. He recorded Minnesota's first double-double of the year with 14 points and 10 rebounds vs. Eastern Washington (11/24). He also had five blocks vs. the Eagles, the most by a Golden Gopher since Joel Pryzbilla had six on Feb. 5, 2000. Rickert leads the team with 14 blocked shots.

THE LIFE AND TIMES OF MICHAEL BAUER

Redshirt sophomore forward Michael Bauer has scored in double figures in five of eight games this season. He has notched double figures in 13 of his last 17 games. Bauer led the Gophers in scoring the

GOPHERS IN THE RECORD BOOKS

Kevin Burleson

CATEGORY	NO.	RANK
Career Three Pointers Made	93	8th
Career Three Pointers Attempted	276	7th

Dusty Rychart

CATEGORY	PCT.	ATT.	RANK
Free Throw Percentage	.772	207-268	6th
Field Goal Percentage	.504	366-726	8th

Needs 42 points to reach 1,000 career points

first three games and is averaging 10.6 points per contest.

He is 100 percent healthy after breaking his arm at Purdue last season. It hasn't been an easy two seasons for Bauer. He was forced to sit out his true freshman year when an ankle injury he suffered in the preseason did not heal properly. Before his arm injury last season, Bauer was third on the team in scoring, averaging 11.4 points per game (12.0 in Big Ten games) and second on the team in rebounding at 4.8 rebounds per game. He also led the team in blocks (30) and three-point shooting with a .432 shooting percentage from behind the arc.

BURLESON LEARNS THE GIFT OF GIVING

After playing his first two seasons at the 2-guard, junior Kevin Burleson has adjusted to the point guard role very quickly and very well. Against UNC-Asheville, he had a career-high 11 assists (previous high was seven). It was the most assists by a Gopher since J.B. Bickerstaff had 10 on Nov. 24, 2000 at Hawaii-Pacific. He is the first to record more than 10 assists since Arriel McDonald dished 13 assists against Iowa on March 5, 1994 (game went to triple overtime). Burleson's 11 assists ranks in a tie for the sixth-best game total in school history. The next game vs. Eastern Washington he dished out eight assists.

Burleson leads the team and is third in the Big Ten with 44 assists. His turnover ratio of 2.75 is the best among Big Ten players (44 asst. vs. 16 TOs). Burleson also is third in the conference in steals with an average of 2.12 per game.

THE GLUE GUY - TRAVARUS BENNETT

Every successful team needs a player that brings it all together, a player that does all the little things. Senior guard/forward Travarus Bennett is the Gophers "glue guy." One of the best defenders in the conference, Bennett is fifth in the conference with an average of 2.00 steals per game. 'T' can also contribute on the offensive end averaging 8.6 points per game. He notched a career-high 19 points vs. UT-Pan American shooting 5-of-8 from the field and 3-of-4 from three point range.

THE PLASTIC MAN OFF THE BENCH

Junior center Jerry Holman has taken on the role of sparkplug off the bench. With his wide reach and

IN THE PAINT ON FOX SPORTS NET

"In the Paint" with Dan Monson will be seen on Fox Sports North this season. The program will air 15 times during the 2001-02 season. Starting on December 10, fans can catch a half-hour show dedicated to the Golden Gopher basketball program hosted by Mike Max.

Monday, Dec. 10 — 5 p.m.
 Wednesday, Dec. 12 — 2 p.m. (replay)
 Monday, Dec. 17 — 7 p.m.
 Wednesday, Dec. 19 — 2 p.m. (replay)
 Monday, Dec. 24 — 7 p.m.
 Wednesday, Dec. 26 — 2 p.m. (replay)
 Wednesday, Jan. 2 — 6:30 p.m.
 Monday, Jan. 7 — 5 p.m.
 Monday, Jan. 14 — 7 p.m.
 Monday, Jan. 21 — 7 p.m.
 Monday, Jan. 28 — 7 p.m.
 Monday, Feb. 4 — 7 p.m.
 Monday, Feb. 11 — 7 p.m.
 Monday, Feb. 18 — 7 p.m.
 Monday, Feb. 25 — 5 p.m.
 Monday, Mar. 4 — 5 p.m.
 Monday, Mar. 11 — 5 p.m.
 Monday, Mar. 18 — 5 p.m.

GOLDEN GOPHER RADIO NETWORK

Since the 1930s, WCCO Radio has been the home of Golden Gopher basketball. A new deal, signed this past summer, assures the Maroon and Gold at least five more years on the "Good Neighbor". Dave Lee will call his first season of Gopher hoops in 2001-02 and be joined by former Gopher Kevin Lynch, who will serve as the analyst all season on WCCO AM 830. Fans of Golden Gopher basketball outside the Twin Cities can catch all the action on the following stations in their area:

Albert Lea, KATE AM 1450
 Austin, KAUS AM 1480
 Detroit Lakes, KDLM AM 1340
 Duluth, KDAL AM 610
 Fargo, N.D., KFGO AM 790
 Grand Rapids, KOZY AM 1320
 Marshall, KMHL AM 1400
 Owatonna, KRFO AM 1390
 Rochester, KROC AM 1340
 Windom, KDOM AM 1580
 Windom, KDOM FM 94.3
 Winona, KWNO AM 1230

GOLDEN GOPHERS ON THE WEB

All Golden Gopher games can be heard on the world wide web at www.gophersports.com. If you are outside the WCCO Radio broadcast range, go to gophersports.com and catch all the action. Also available at gophersports.com for home games are live stats. Follow the game as it happens courtesy of Minnesota Men's Athletics, Yahoo and gophersports.com.

versatile athletic ability, Holman has raised havoc on both ends of the floor. So far this season, he has made 30-of-57 field goal attempts and is averaging 9.0 points in just 20.6 minutes per game. Defensively, Holman has 10 steals and 12 blocks. Against UNC-Wilmington, Holman recorded a career-high four blocks.

HOLMAN GOES INTERNATIONAL

Junior center Jerry Holman was a member of 2001 Tournament of the Americas Team. Holman, a National Junior College All-American, competed in the COPABA Tournament of the Americas that was held Aug. 15-26 in Neuquen, Argentina.

The U.S. was 3-3 in the tournament and did not advance to the medal round. Holman scored 24 points, grabbed 13 rebounds and had six blocks in the tournament.

THREE TRANSFERS COME HOME

The Golden Gophers welcomed three transfers over the summer who are not eligible to play this season due to NCAA transfer rules. Ben Johnson, Brent Lawson and Matt Smriga, all native Minnesotans, will be eligible to play at the beginning of the 2002-03 season. Until then, they will be members of the Golden Gopher scout team during practice.

Johnson, from Minneapolis, Minn., and DeLaSalle High School, transferred from Northwestern where he was a two-year letterwinner and the leading scorer for the Wildcats as a freshman. Lawson, from Maple Grove, Minn., transferred from St. Francis (PA) where he started 21 games as a freshman and was sixth on the team with a 5.3 ppg average. Smriga, from Apple Valley, Minn., played in 17 games as a freshman at Kent State.

THE STORY OF TWO NUMBERS

Freshman forward Rick Rickert will wear two different numbers this season depending on the color of his jersey. Gold jersey (home) #1. Maroon jersey (road) #4. Why? His first choice for a number was

#14. Sorry, Lou Hudson was #14 and that jersey is retired. His second choice? #44. Well, Kevin McHale wore #44 and that's also in the Williams Arena rafters. So, Rickert gets the best of both worlds.

THE THREE CAPTAINS

The Golden Gophers voted on and named three captains for the 2001-02 squad. They are senior forward Dusty Rychart, junior guard Kevin Burleson and sophomore forward Michael Bauer. It is the first such honor for these players.

SCHILLING TRANSFERS

Junior guard Shane Schilling decided to transfer from the University of Minnesota, it was announced on October 29. Schilling was suspended indefinitely by Coach Monson on Oct. 27 for violation of team rules. Schilling started 31 games in 2000-01 and averaged 8.4 points per game.

BARN MAGIC

The Golden Gophers hold one of the best home-court advantages in college basketball. The U of M holds a 612-239 (.719) record in their beloved Williams Arena. Under Monson, the Gophers have posted a 28-11 record at home.

Nicknamed "the Barn", Williams Arena was named the sixth-best college basketball arena in the country by CBS Sportsline in 2001.

THE GOPHERS ON TV

Nineteen Golden Gopher basketball games will be seen on television this season. Along with three national broadcasts on ESPN and ESPN2, Golden Gopher basketball can be seen locally on KSTC-TV Ch. 45 in conjunction with Victory Sports Network. Eleven games, starting with the Dec. 30 game at Texas Tech, will be broadcast on Ch. 45. Five Saturday Big Ten games will be produced by ESPN Regional and carried locally on KSTP-Ch. 5. Please refer to the schedule on the first page for television information.

2001-02 GOLDEN GOPHER ROSTER

NO.	NAME	POS	HT	WT	YR	PPG	RPG	NOTE
1/4	Rick Rickert	F	6-10	202	Fr.	13.8	6.3	28 pts. and 9 rebs. vs. Oregon
3	Aaron Robinson	G	5-9	160	Fr.	1.5	0.8	comes off the bench to quicken the pace
5	Wade Hokenson	G	5-9	160	So.	0.0	0.0	walk-on; has played in three games
11	Maurice Hargrow	G	6-4	175	Fr.	5.0	1.5	missed Oregon game with broken nose
12	Kevin Burleson**	G	6-3	190	Jr.	5.5	1.8	leads Big Ten with 2.75 asst./TO ratio
15	Kerwin Fleming*	G	6-3	180	Sr.	6.8	1.0	had season-best 14 pts. vs. Oregon
21	Travarus Bennett*	F	6-7	205	Sr.	7.8	4.0	career high 19 pts. vs. UTPA
24	Tyree Bolden	F	6-5	190	So.	0.3	0.3	walk-on; scored first career point vs. UNCA
30	Justin Lorang	G/F	6-5	190	Sr.	2.0	0.7	walk-on; has played in three games
31	Steve Esselink	F	6-6	191	So.	1.8	1.8	had career-high three assists vs. Oregon
35	Randy Chall	F	6-5	215	So.	0.3	0.7	walk-on; scored first career point vs. EWU
40	Jerry Holman	F/C	6-10	218	Jr.	12.3	5.5	four blocks against UNCW
41	Michael Bauer*	F	6-8	205	So.	16.3	4.3	led team in scoring first three games
42	Jeff Hagen*	C	6-11	250	So.	na	na	redshirting the 2001-02 season
45	Dusty Rychart***	F	6-7	210	Sr.	11.8	7.8	2nd double-double vs. UGA/16th career

* Number of letters earned

RECORD WHEN...

Home	5-1
Away	0-2
Nonconference	5-3
Conference	0-0

Leading at half	4-2
Trailing at half	1-1
Tied at half	0-0

Leading with 5:00 left	5-1
Trailing with 5:00 left	0-2
Tied with 5:00 left	0-0

Shooting 50% or better from the field	2-0
Shooting less than 50% from the field	3-3
Opp. shoot 50% or better from the field	1-0
Opp. shoot less than 50% from the field	4-3

Make more 3s than opponent	1-2
Opponent makes more 3s	4-1

More FT attempts than opponent	4-0
Opponent had more FT attempts	1-2
FT attempts are equal	0-1

Outrebound opponent	4-1
Outrebounded by opponent	1-2

Fewer turnovers than opponent	5-1
More turnovers than opponent	0-2
Turnovers are equal	0-0

Bench outscores opponent's bench	2-2
Opponent's bench outscores MN bench	3-1

Score 70 points or more	5-2
Score less than 70 points	0-1
Hold opponent for less than 70 points	3-1
Opponent scores 70 points or more	2-2

Games decided by 1-5 points	1-0
Games decided by 6-10 points	0-2
Games decided by 11-15 points	0-0
Games decided by more than 15 points	4-1

November	3-1
December	2-2
January	0-0
February	0-0
March	0-0

When Rickert wears #1 (Gold)	5-1
When Rickert wears #4 (Maroon)	0-2

On ESPN or ESPN2	1-1
On ESPN Regional	0-0

Miscellaneous Stats

Current streak	Won 1
Homecourt streak	Won 1
Neutral streak	Lost 1
Road streak	Lost 4

2001-02 STARTING LINEUPS

Games	Forward	Forward	Center	Guard	Guard	Record
1-2	Rychart	Bauer	Rickert	Fleming	Burleson	2-0
3-7	Rychart	Bauer	Rickert	Bennett	Burleson	3-3

MISCELLANEOUS STATISTICS

ATTENDANCE	G	Total	Average
Home	6	74,044	12,341
Away	2	16,385	8,193
Total	8	90,429	11,304

DUNK -O- METER

Jerry Holman	9
Rick Rickert	3
Michael Bauer	2
Kevin Burleson	2
Maurice Hargrow	1

DOUBLE-DOUBLES

Dusty Rychart	2
Rick Rickert	1

DOUBLE-FIGURE SCORING

Dusty Rychart	6
Michael Bauer	5
Rick Rickert	5
Travarus Bennett	4
Jerry Holman	3
Kevin Burleson	2
Maurice Hargrow	1
Kerwin Fleming	1

20-POINT GAMES

Rick Rickert	1
--------------	---

DOUBLE-FIGURE REBOUNDS

Dusty Rychart	2
Rick Rickert	1

DOUBLE-FIGURE ASSISTS

Kevin Burleson	1
----------------	---

GAMES MISSED DUE TO INJURY/ILLNESS

Maurice Hargrow	1
-----------------	---

FOULED OUT

None	
------	--

#41 MICHAEL BAUER

Forward • So. • 6-8 • 205 • Hastings, Minn. • Hastings HS

Last Two Games: Scored two points and grabbed seven rebounds vs. Oregon • had two points, four rebounds and two blocks at Georgia.

Notable: One of three team captains • had 13 points, four rebounds and two blocks vs. UT-Pan American • scored 11 points and grabbed five rebounds at Wake Forest • led the team for the third straight game in scoring with 17 points against Eastern Washington • was 6-of-9 from the floor, 2-of-4 from three-point range • led the team for the second straight game with 19 points against UNC-Asheville • led team with 18 points and grabbed eight boards vs. Mercer • was 8-of-12 from the floor and 2-of-3 from three-point range • has scored in double figures 19 times in his career and 13 of the last 15 games • last season, suffered a season-ending injury (broken forearm) after scoring 12 points and grabbing eight rebounds in loss to Purdue (1/27/01) •

Milestones: Set school season record for three-point field goal percentage with a .415 mark (34-82) in 2001.

CAREER HIGHS

Minutes: 35 vs. Georgia (11/19/00)

Points: 21 vs. Georgia (11/19/00)

Rebounds: 12 vs. Morris Brown (12/4/00)

Assists: 4 - two times; last vs. Nebraska (12/28/00)

Steals: 2 - six times; last vs. Purdue (1/27/01)

Blocks: 4 - two times; last vs. Centenary (12/28/00)

SEASON HIGHS

Minutes: 31 vs. UNC-Wilmington (12/4/01)

Points: 19 vs. UNC-Asheville (11/21/01)

Rebounds: 8 vs. Mercer (11/17/01)

Assists: 3 vs. UNC-Asheville (11/21/01)

Steals: 1 - three times; last at Georgia (12/7/01)

Blocks: 2 - three times; last at Georgia (12/7/01)

2001-02 Game-by-Game

Opponent (Date)	Start	Min.	Fg-Fa	3g-3a	Ftm-Fta	O-D/T	Pf.	Asst.	To.	Blk.	Stl.	Pts.
Mercer (11/17)	Y	25	7-16	3-8	1-3	4-4/8	2	1	1	1	1	18
UNC-Asheville (11/21)	Y	26	8-12	2-3	1-1	1-1/2	2	3	0	1	0	19
E. Washington (11/24)	Y	24	6-9	2-4	3-4	0-2/2	1	0	2	1	1	17
at Wake Forest (11/27)	Y	26	4-14	3-9	0-0	2-3/5	3	0	2	0	0	11
UT-Pan American (12/1)	Y	29	3-6	1-3	6-6	1-3/4	2	1	1	2	0	13
UNC-Wilmington (12/4)	Y	31	0-7	0-2	3-4	3-5/5	2	1	2	2	0	3
at Georgia (12/7)	Y	22	1-7	0-5	0-0	2-2/4	1	1	2	2	1	2
Oregon (12/10)	Y	24	1-7	0-3	0-0	3-4/7	2	0	0	1	0	2

1999-2000 Game-by-Game

Opponent (Date)	Start	Min.	Fg-Fa	3g-3a	Ftm-Fta	O-D/T	Pf.	Asst.	To.	Blk.	Stl.	Pts.
at Oregon (12/18)	N	11	2-2	1-1	0-0	1-3/4	1	0	0	0	1	5
Furman (12/23)	N	12	0-4	0-0	0-4	2-2/4	1	0	1	0	1	0
at Georgia (12/28)	N	12	4-5	3-4	2-2	0-6/6	0	0	1	1	1	13
at Nebraska (12/31)	N	9	1-2	0-0	0-0	0-2/2	3	1	1	1	0	2
Michigan (1/5)	N	10	3-4	1-1	0-0	1-1/2	2	1	0	0	1	2
Totals	0/5	54	10-17	5-6	2-6	4-14/18	7	2	3	2	4	27

2000-01 Game-by-Game

Opponent (Date)	Start	Min.	Fg-Fa	3g-3a	Ftm-Fta	O-D/T	Pf.	Asst.	To.	Blk.	Stl.	Pts.	
UNCG (11/17)	Y	33	2-6	1-2	2-2	3-3/6	2	2	2	1	0	7	
Georgia (11/19)	Y	35	6-12	2-5	7-8	1-2/3	4	2	0	1	0	21	
vs. Hawaii Pac (11/24)	Y	26	1-6	0-1	3-4	2-4/6	2	0	1	1	0	5	
vs. TCU (11/25)	N	13	0-4	0-1	0-0	0-0/0	0	0	2	1	0	0	
vs. Georgetown (11/26)	N	21	6-13	3-6	2-3	1-2/3	5	0	0	1	0	17	
at Florida State (11/29)	N	20	3-6	2-2	0-0	1-0/1	4	1	1	1	2	8	
Morris Brown (12/4)	Y	31	5-12	1-2	0-0	4-8/12	1	1	0	3	0	11	
at Marquette (12/7)	N	28	6-14	2-8	0-0	3-7/10	4	4	2	1	2	14	
Bethune Cook (12/9)	Y	28	5-11	1-3	7-8	1-5/6	2	2	0	1	0	18	
La Tech (12/12)	N	18	4-6	1-3	1-1	0-2/2	2	2	2	2	2	10	
Dartmouth (12/22)	Y	27	2-7	1-2	2-3	2-3/5	2	1	3	2	1	7	
Nebraska (12/28)	N	34	5-13	1-6	3-5	3-5/8	3	4	0	4	0	14	
Centenary (12/30)	Y	21	4-7	2-4	2-5	2-1/3	0	0	0	4	2	12	
at Illinois (1/3)	Y	24	4-7	2-4	0-0	0-1/1	2	2	2	1	2	10	
Wisconsin (1/6)	Y	27	4-7	3-5	0-0	2-6/8	4	3	5	0	1	11	
at Ohio State (1/13)	Y	32	4-10	3-7	4-4	0-3/3	2	1	0	1	1	15	
Purdue (1/17)	Y	28	4-11	2-7	2-4	1-5/6	1	2	1	1	0	12	
Indiana (1/20)	N	33	7-12	5-8	0-0	0-1/1	4	0	2	3	2	19	
Iowa (1/24)	Y	28	2-8	0-2	1-3	1-2/3	2	0	1	1	0	5	
at Purdue (1/27)	Y	20	5-11	2-4	0-0	3-5/8	1	2	1	0	2	12	
Totals		13/20	527	79-183	34-82	36-50	30-65/95	47	29	25	30	17	228

#21 TRAVARUS BENNETT

Forward • Sr. • 6-7 • 205 • Rosedale, Miss. • SVV Missouri St.-West Plains/West Bolivar HS

Last Two Games: Had 11 points, five rebounds and two steals vs. Oregon • had eight points and six boards at Georgia.

Notable: Scored a career-high 19 points vs. UT-Pan American • was 5-of-8 from the field, 3-of-4 on three-pointers and 6-of-6 from the line • also had three blocks • scored 12 points and grabbed a season-high seven rebounds in 30 minutes at Wake Forest • started for the first time this season vs. Eastern Washington and scored seven points • had four steals and two blocks vs. EWU • scored 11 points on 5-of-7 shooting in 18 minutes vs. UNC-Asheville • also had five rebounds and four steals against the Bulldogs • saw his first action of the season against Mercer, playing 15 minutes, had four assists and three steals and one point • sat out both preseason games after injuring his left knee in practice • played in 31 games last season, starting the final seven • recorded career-highs in steals (6), blocks (3) and minutes (35) in final game vs. Tulsa (3/19/01) • also tied his career-high with 12 rebounds and three assists vs. Tulsa (3/19/01) • grabbed a career-high 12 rebounds in win over Villanova (3/14/01).

CAREER HIGHS

Minutes: 35 vs. Tulsa (3/19/01)
Points: 19 vs. UT-Pan American (12/1/01)
Rebounds: 12 - two times; last vs. Tulsa (3/19/01)
Assists: 4 vs. Mercer (11/17/01)
Steals: 6 vs. Tulsa (3/19/01)
Blocks: 3 two times; last vs. UT-Pan Am. (12/1/01)

SEASON HIGHS

Minutes: 30 - two times; last vs. UTPA (12/1/01)
Points: 19 vs. UT-Pan American (12/1/01)
Rebounds: 7 at Wake Forest (11/27/01)
Assists: 4 vs. Mercer (11/17/01)
Steals: 4 - two times; last vs. EWU (11/24/01)
Blocks: 3 vs. UT-Pan American (12/1/01)

2001-02 Game-by-Game

Opponent (Date)	Start	Min.	Fg-Fa	3g-3a	Ftm-Fta	O-D/T	Pf.Asst.	To.	Blk.	Stl.	Pts.
Mercer (11/17)	N	15	0-3	0-1	1-2	1-0/1	1 4	1 0	3 1		
UNC-Asheville (11/21)	N	18	5-7	0-0	1-2	3-2/5	1 1	1 0	4 4	11	
E. Washington (11/24)	Y	24	3-10	1-6	0-0	1-2/3	1 1	0 2	4 7		
at Wake Forest (11/27)	Y	30	4-9	1-3	3-3	4-3/7	3 0	1 0	1 12		
UT-Pan American (12/1)	Y	30	5-8	3-4	6-6	3-1/4	3 0	2 3	1 19		
UNC-Wilmington (12/4)	Y	18	0-1	0-0	0-0	0-0/0	4 0	1 1	0 0		
at Georgia (12/7)	Y	28	3-7	1-4	1-2	3-3/6	1 2	3 1	1 8		
Oregon (12/10)	Y	30	3-6	1-3	4-6	4-1/5	2 0	0 0	2 11		

2000-01 Game-by-Game

Opponent (Date)	Start	Min.	Fg-Fa	3g-3a	Ftm-Fta	O-D/T	Pf.Asst.	To.	Blk.	Stl.	Pts.	
UNCG (11/17)	N	15	3-5	2-2	0-0	1-3/4	0 3	0 0	0 0	8		
Georgia (11/19)	N	11	1-1	1-1	0-0	0-1/1	3 1	1 0	0 0	3		
vs. Hawaii Pac (11/24)	N	9	1-2	1-1	0-0	2-2/4	2 0	3 0	1 3			
vs. TCU (11/25)	N	11	0-1	0-1	1-2	0-3/3	2 3	0 1	0 1	1		
vs. Georgetown (11/26)	N	13	2-4	1-2	4-6	2-4/6	1 0	0 0	0 0	9		
at Florida State (11/29)	N	14	5-6	2-3	0-0	0-3/3	1 0	1 0	0 0	12		
Morris Brown (12/4)	N	14	1-4	0-1	0-1	1-0/1	2 1	0 1	0 0	2		
at Marquette (12/7)	N	16	2-4	1-3	0-0	2-0/2	1 0	0 0	1 5			
Bethune Cook (12/9)	N	12	1-1	0-0	0-0	0-1/1	2 1	1 1	0 2			
La Tech (12/12)	N	11	0-4	0-2	0-0	1-0/1	3 1	1 1	1 0			
Dartmouth (12/22)	N	21	0-1	0-1	0-1	0-2/2	2 0	0 0	3 0			
Nebraska (12/28)	N	14	0-4	0-4	0-0	0-2/2	2 0	0 0	3 0			
Centenary (12/30)	N	19	1-3	1-2	0-0	2-6/8	2 3	0 2	1 3			
at Illinois (1/3)	N	16	1-1	0-0	0-0	1-3/4	3 2	2 1	0 2			
Wisconsin (1/6)	N	10	0-1	0-0	0-0	1-0/1	1 0	0 0	0 0			
at Ohio State (1/13)	N	15	0-2	0-1	0-0	3-2/5	0 0	2 0	1 0			
Purdue (1/17)	N	12	0-0	0-0	0-0	0-3/3	2 0	0 0	0 0			
Indiana (1/20)	N	19	0-3	0-2	2-2	0-1/1	1 2	1 0	2 2			
Iowa (1/24)	N	19	3-4	1-2	0-0	0-2/2	4 0	1 0	4 7			
at Purdue (1/27)	N	20	1-6	0-1	0-0	0-1/1	3 0	0 1	0 2			
at Iowa (1/31)	N	21	0-6	0-3	0-0	0-5/5	1 1	2 0	0 0			
Ohio State (2/3)	N	18	1-3	0-1	2-2	2-1/3	2 1	0 0	3 4			
at Northwestern (2/6)	N	31	7-11	0-1	2-4	6-5/11	2 2	0 1	2 16			
Michigan State (2/10)	Did Not Play											
Penn State (2/14)	N	22	3-6	1-1	0-0	3-5/8	0 0	1 1	1 7			
at Michigan (2/17)	Y	25	6-8	4-4	2-2	3-3/6	5 0	2 0	1 18			
at Wisconsin (2/21)	Y	33	2-4	0-2	0-0	0-5/5	3 2	0 0	0 4			
at Indiana (2/28)	Y	30	2-4	2-4	2-2	3-2/5	4 1	0 1	0 8			
Illinois (3/4)	Y	33	4-7	1-3	0-0	2-5/7	1 1	0 1	2 9			
Purdue (3/8)	Y	23	0-4	0-1	0-0	0-2/2	5 0	1 0	2 0			
Villanova (3/14)	Y	34	3-9	1-3	4-6	2-10/12	3 0	0 0	1 11			
Tulsa (3/19)	Y	35	1-8	0-2	1-2	6-6/12	2 3	2 3	6 3			
Totals	7/31	596	51-127	19-54	20-29	43-88/131	65	28	21	16	35	141

#31 STEVE ESSELINK

Forward • So. • 6-6 • 191 • Hills, Minn. • Augustana/Hills-Beaver Creek HS

Last Two Games: Played nine minutes and had three assists vs. Oregon • scored five points in a career-high 14 minutes at Georgia.

Notable: Had five points, three rebounds and two assists vs. Eastern Washington • scored two points (his first as a Golden Gopher) and had three steals against UNC-Asheville • played 13 minutes vs. Mercer, was 0-3 from the field, grabbed three rebounds and added two assists • started both exhibitions • scored eight points on 4-of-8 shooting against UMD • scored six points against the Globetrotters • sat out the 2000-01 season due to NCAA transfer rules • transferred from Augustana College • averaged 6.2 points and 1.6 rebounds per game at Augustana • played in 29 games with three starts, averaging just more than 16 minutes per contest.

SEASON/CAREER HIGHS

Minutes: 14 at Georgia (12/7/01)

Points: 5 - two times; last at Georgia (12/7/01)

Rebounds: 3 - two times; last vs. EWU (11/24/01)

Assists: 3 vs. Oregon (12/10/01)

Steals: 3 vs. UNC-Asheville (11/21/01)

Blocks: na

2001-02 Game-by-Game

Opponent (Date)	Start	Min.	Fg-Fa	3g-3a	Ftm-Fta	O-D/T	Pf.Asst.	To.	Blk.	Stl.	Pts.
Mercer (11/17)	N	13	0-3	0-3	0-0	1-2/3	0 2	2 0	0 0	0	0
UNC-Asheville (11/21)	N	10	1-6	0-2	0-0	1-0/1	1 1	0 0	0 3	2	2
E. Washington (11/24)	N	9	2-2	1-1	0-0	0-3/3	0 2	0 0	0 0	5	5
at Wake Forest (11/27)	N	1	0-0	0-0	0-0	0-0/0	0 0	0 0	0 0	0	0
UT-Pan American	N	5	0-0	0-0	0-0	0-0/0	0 0	0 0	0 1	0	0
UNC-Wilmington (12/4)	N	DNP									
at Georgia (12/7)	N	14	2-4	1-2	0-0	1-1/2	0 1	1 0	0 0	5	5
Oregon (12/10)	N	9	0-3	0-3	0-0	0-0/0	0 3	1 0	0 0	0	0

#15 KERWIN FLEMING

Guard • Sr. • 6-3 • 180 • Chicago, Ill. • Kennedy-King JC/Hillcrest HS

Last Two Games: Had a season-high 14 points vs. Oregon in 23 minutes • scored five points and grabbed four rebounds at Georgia.

Notable: Had four points, five rebounds and two steals vs. UNC-Wilmington • had seven points and six rebounds vs. UT-Pan American • had a season-high nine points on 4-of-6 shooting and two assists at Wake Forest • had seven points, two assists, one block and one steal vs. Eastern Washington • scored six points vs. UNC-Asheville • scored five points vs. Mercer • last season, he finished 14th in Big Ten games with a .378 three-point field goal percentage • played in all 31 games, started one • scored 14 points in NIT win over Villanova (3/14/01) • scored a career-high 31 points in Big Ten Tournament vs. Purdue, just two points shy of the Big Ten Tournament single-game scoring record.

CAREER HIGHS

Minutes: 35 vs. Purdue (3/8/01)

Points: 31 vs. Purdue (3/8/01)

Rebounds: 9 vs. Michigan (2/17/01)

Assists: 3 - two times; last vs. Michigan St. (2/10/01)

Steals: 2 - four times; last vs. UNCW (12/4/01)

Blocks: 1 - three times; last vs. EWU (11/24/01)

SEASON HIGHS

Minutes: 26 at Georgia (12/7/01)

Points: 14 vs. Oregon (12/10/01)

Rebounds: 6 vs. UT-Pan American (12/1/01)

Assists: 2 - three times; last vs. Oregon (12/10/01)

Steals: 2 vs. UNC-Wilmington (12/4/01)

Blocks: 1 vs. EWU (11/24/01)

2001-02 Game-by-Game

Opponent (Date)	Start	Min.	Fg-Fa	3g-3a	Ftm-Fta	O-D/T	Pf.Asst.	To.	Blk.	Stl.	Pts.
Mercer (11/17)	Y	23	2-8	1-4	0-0	0-1/1	3 1	0 0	0 1	5	
UNC-Asheville (11/21)	Y	18	3-8	0-2	0-0	0-0/0	2 1	0 0	0 0	6	
E. Washington (11/24)	N	17	2-6	0-2	3-4	1-1/2	3 2	2 1	1 1	7	
at Wake Forest (11/27)	N	14	4-6	1-2	0-0	0-1/1	4 2	1 0	0 0	9	
UT-Pan American (12/1)	N	18	1-3	1-1	4-4	1-5/6	2 1	4 0	0 0	7	
UNC-Wilmington (12/4)	N	19	2-4	0-1	0-0	2-3/5	2 1	2 0	2 4	5	
at Georgia (12/7)	N	26	2-13	0-4	1-2	1-3/4	3 1	1 0	0 0	5	
Oregon (12/10)	N	24	3-11	3-6	5-6	0-3/3	1 2	2 0	1 14		

2000-01 Game-by-Game

Opponent (Date)	Start	Min.	Fg-Fa	3g-3a	Ftm-Fta	O-D/T	Pf.Asst.	To.	Blk.	Stl.	Pts.		
UNCG (11/17)	N	10	1-3	1-2	0-0	0-0/0	0 0	0 0	0 1	3			
Georgia (11/19)	N	7	1-3	0-1	0-0	0-2/2	0 1	1 0	0 0	2			
vs. Hawaii Pac (11/24)	N	11	0-3	0-1	0-0	0-0/0	1 1	0 0	0 0	0			
vs. TCU (11/25)	N	11	1-2	1-2	2-2	0-1/1	2 1	1 0	0 0	5			
vs. Georgetown (11/26)	N	10	0-3	0-1	1-2	0-0/0	1 1	0 0	0 0	1			
at Florida State (11/29)	N	9	1-2	0-0	2-5	0-1/1	0 0	0 0	0 0	4			
Morris Brown (12/4)	Y	22	1-6	1-3	0-0	0-1/1	1 1	2 0	2 3				
at Marquette (12/7)	N	6	0-2	0-2	0-0	0-0/0	2 0	0 0	0 0	0			
Bethune Cook (12/9)	N	18	3-5	1-3	2-2	0-2/2	2 0	1 0	1 0	9			
La Tech (12/12)	N	16	3-8	0-1	2-2	0-1/1	0 0	0 0	0 0	8			
Dartmouth (12/22)	N	12	2-4	1-2	0-0	0-1/1	1 3	3 0	0 0	5			
Nebraska (12/28)	N	13	1-3	1-2	0-0	1-0/1	0 0	1 0	0 0	3			
Centenary (12/30)	N	15	0-2	0-1	1-2	0-2/2	1 2	1 0	0 0	1			
at Illinois (1/3)	N	13	1-3	1-2	9-11	1-0/1	2 2	1 0	0 0	12			
Wisconsin (1/6)	N	14	1-4	1-3	0-0	0-2/2	0 1	0 1	0 0	3			
at Ohio State (1/13)	N	6	0-2	0-2	1-2	1-0/1	4 0	1 0	0 0	1			
Purdue (1/17)	N	6	3-5	1-3	0-0	0-1/1	0 0	0 0	0 1	7			
Indiana (1/20)	N	27	6-11	1-4	2-3	0-1/1	3 2	1 0	2 15				
Iowa (1/24)	N	18	3-6	3-5	0-3	1-1/2	5 2	0 0	0 0	9			
at Purdue (1/27)	N	18	2-6	0-3	1-2	1-1/2	3 0	3 0	0 0	5			
at Iowa (1/31)	N	7	0-3	0-2	0-0	0-0/0	0 0	1 0	0 0				
Ohio State (2/3)	N	19	4-8	3-4	2-2	0-1/1	3 1	1 0	2 13				
at Northwestern (2/6)	N	21	1-3	1-2	1-2	0-2/2	3 1	2 0	0 4				
Michigan State (2/10)	N	28	2-6	2-4	2-2	0-0/0	4 3	4 0	1 8				
Penn State (2/14)	N	23	3-10	1-1	1-2	1-2/3	2 1	3 1	0 8				
at Michigan (2/17)	N	28	3-6	0-0	7-10	2-7/9	2 2	1 0	1 13				
at Wisconsin (2/21)	N	13	0-3	0-2	0-0	0-0/0	3 0	1 0	0 0				
at Indiana (2/28)	N	26	3-11	3-5	8-10	1-3/4	3 2	1 0	0 17				
Illinois (3/4)	N	16	1-7	0-3	4-4	0-2/2	2 1	2 0	1 6				
Purdue (3/8)	N	35	8-15	5-10	10-15	0-0/0	4 1	3 0	1 31				
Villanova (3/14)	N	23	4-10	4-9	2-3	0-1/1	1 2	1 0	0 14				
Tulsa (3/19)	N	20	2-1	1-4	2-3	1-2/3	1 1	0 0	1 7				
Totals		1/32	522	61-176	33-89	62-89	10-38/48	56	33	35	3	13	217

#11 MAURICE HARGROW

Guard • Fr. • 6-4 • 175 • St. Paul, Minn. • Highland Park HS

Last Two Games: Did not play vs. Oregon because of a broken nose • scored seven points in 14 minutes at Georgia before breaking his nose.

Notable: Scored five points in 13 minutes vs. UNC-Wilmington • played seven minutes and scored four points vs. UT-Pan American • had two points and three rebounds vs. Eastern Washington in 11 minutes • scored 11 points in 11 minutes on 5-of-6 shooting against UNC-Asheville • scored seven points in 10 minutes vs. Mercer • was 1-of-2 from the field and 4-of-6 from the line.

SEASON/CAREER HIGHS

Minutes: 14 at Georgia (12/7/01)
Points: 11 vs. UNC-Asheville (11/21/01)
Rebounds: 3 - three times; last at Georgia (12/7/01)
Assists: 1 vs. UNC-Asheville (11/21/01)
Steals: 1 - two times; last at Georgia (12/7/01)
Blocks: 1 at Georgia (12/7/01)

2001-02 Game-by-Game

Opponent (Date)	Start	Min.	Fg-Fa	3g-3a	Ftm-Fta	O-D/T	Pf.Asst.	To.	Blk.	Stl.	Pts.
Mercer (11/17)	N	10	1-2	1-1	4-6	0-1/1	0 0	0 0	0 0	0 0	7
UNC-Asheville (11/21)	N	11	5-6	1-1	0-0	0-2/2	0 1	1 1	0 0	1 1	11
E. Washington (11/24)	N	11	1-2	0-0	0-0	1-2/3	1 0	1 0	0 0	0 0	2
at Wake Forest (11/27)	N	4	0-0	0-0	0-0	0-0/0	0 0	0 0	0 0	0 0	0
UT-Pan American (12/1)	N	7	1-4	0-1	2-2	1-2/3	0 0	0 0	0 0	0 0	4
UNC-Wilmington (12/4)	N	13	2-5	1-1	0-0	0-1/1	1 1	1 0	0 0	0 0	5
at Georgia (12/7)	N	14	3-7	1-2	0-0	1-2/3	0 0	1 1	1 1	1 1	7
Oregon (12/10)											Did not play - injured

#40 JERRY HOLMAN

F/C • Jr. • 6-10 • 218 • St. Paul, Minn. • Mpls. Community & Tech Coll./Humboldt HS

Last Two Games: Had four points, a block and two steals in 18 minutes vs. Oregon • scored seven points and blocked two shots at Georgia •

Notable: Had four points, four rebounds and a career-high four blocks vs. UNC-Wilmington • had eight points, two blocks and a steal vs. UT-Pan American • grabbed a season-high seven rebounds to go along with four points, a block and two steals at Wake Forest • had 14 points on 6-of-9 shooting, three rebounds, a block and two steals in 20 minutes vs. Eastern Washington • had 14 points, on 7-of-10 shooting, six rebounds, one assist, one block and two steals in 21 minutes vs. UNC-Asheville • scored 17 points in 18 minutes against Mercer • broke open the game in a 33 second stretch with six points, including two dunks, and a steal • was 6-of-8 from the field, 5-of-6 from the line, added six boards and a steal.

SEASON/CAREER HIGHS

Minutes: 26 at Wake Forest (11/27/01)
Points: 17 vs. Mercer (11/17/01)
Rebounds: 7 at Wake Forest (11/27/01)
Assists: 1 - six times; last vs. Oregon (12/10/01)
Steals: 2 - four times; last vs. Oregon (12/10/01)
Blocks: 4 vs. UNC-Wilmington (12/4/01)

2001-02 Game-by-Game

Opponent (Date)	Start	Min.	Fg-Fa	3g-3a	Ftm-Fta	O-D/T	Pf.Asst.	To.	Blk.	Stl.	Pts.
Mercer (11/17)	N	18	6-8	0-0	5-6	4-2/6	2 1	2 0	1 1	1 1	17
UNC-Asheville (11/21)	N	21	7-10	0-0	0-0	1-5/6	3 1	3 1	2 2	1 2	14
E. Washington (11/24)	N	20	6-9	0-0	2-4	1-2/3	4 0	3 1	2 2	1 2	14
at Wake Forest (11/27)	N	26	2-4	0-0	0-0	2-5/7	3 1	0 1	1 2	2 4	4
UT-Pan American (12/1)	N	21	4-9	0-0	0-0	0-1/1	3 1	0 2	2 1	1 8	8
UNC-Wilmington (12/4)	N	18	2-5	0-0	0-1	1-3/4	1 0	3 4	0 4	0 4	4
at Georgia (12/7)	N	23	1-8	0-0	5-6	2-2/4	2 1	3 2	0 7	0 7	7
Oregon (12/10)	N	18	2-4	0-0	0-0	2-1/3	1 1	2 1	2 4	1 2	4

#1/4 RICK RICKERT

Forward • Fr. • 6-10 • 202 • Duluth, Minn. • Duluth East HS

Last Two Games: Scored a career-high 28 points and grabbed nine rebounds vs. Oregon in a career-high 36 minutes • 28 points was the most by a Golden Gopher freshman since Randy Carter had 29 against Northwestern on Jan. 26, 1991 • battled foul trouble against Georgia and scored seven points and grabbed seven rebounds.

Notable: Led the team with 13 points vs. UNC-Wilmington • also had four blocks and six rebounds • had eight points, five rebounds and four assists vs. UT-Pan American • had nine points, five rebounds, two assists and two steals in a season-high 32 minutes at Wake Forest • recorded team's first double-double of the season with 14 points and 10 rebounds vs. Eastern Washington • also had five blocks in the game, most by a Golden Gopher since Joel Pryzbilla had six on Feb. 5, 2000 • had 15 points, four rebounds, three assists and a block vs. UNC-Asheville • was 4-of-7 from the field, 3-of-6 from beyond the arc • had 17 points on 7-of-10 shooting in debut vs. Mercer • was 3-of-4 from three-point range • had six rebounds and four blocks.

SEASON/CAREER HIGHS

Minutes: 36 vs. Oregon (12/10/01)
Points: 28 vs. Oregon (12/10/01)
Rebounds: 10 vs. EWU (11/24/01)
Assists: 4 vs. UT-Pan American (12/1/01)
Steals: 2 at Wake Forest (11/27/01)
Blocks: 5 vs. EWU (11/24/01)

2001-02 Game-by-Game

Opponent (Date)	Start	Min.	Fg-Fa	3g-3a	Ftm-Fta	O-D/T	Pf.Asst.	To.	Blk.	Stl.	Pts.
Mercer (11/17)	Y	23	7-10	3-4	0-0	3-3/6	3 1	0	4	0	17
UNC-Asheville (11/21)	Y	30	4-7	3-6	4-4	2-2/4	2 3	0	1	1	15
E. Washington (11/24)	Y	27	4-5	1-1	5-8	2-8/10	2 2	2	5	1	14
at Wake Forest (11/27)	Y	32	4-9	1-3	0-0	2-3/5	2 2	1	0	2	9
UT-Pan American (12/1)	Y	28	4-15	0-4	0-0	1-4/5	1 4	1	0	2	8
UNC-Wilmington (12/4)	Y	32	6-12	1-6	0-0	2-4/6	2 1	3	4	0	13
at Georgia (12/7)	Y	21	3-6	1-4	0-0	3-4/7	4 0	2	0	1	7
Oregon (12/10)	Y	36	11-17	2-4	4-7	3-6/9	3 0	1	0	0	28

#3 AARON ROBINSON

Guard • Fr • 5-9 • 160 • Rockford, Ill. • Guilford HS

Last Two Games: Played four minutes vs. Oregon • did not score in five minutes at Georgia •

Notable: Had three points in eight minutes vs. UNC-Wilmington • had two points, two assists and a steal in six minutes vs. UT-Pan American • had five points, two assists and two steals vs. Eastern Washington • played eight minutes and had two assists vs. UNC-Asheville • scored his first point as a Golden Gopher and had three assists and a steal vs. Mercer in 12 minutes • had one board and one assist vs. UMD • had one rebound and two assists vs. the Globetrotters.

SEASON/CAREER HIGHS

Minutes: 13 vs. EWU (11/24/01)
Points: 5 vs. EWU (11/24/01)
Rebounds: 3 vs. Mercer (11/17/01)
Assists: 3 vs. Mercer (11/17/01)
Steals: 2 vs. EWU (11/24/01)
Blocks: na

2001-02 Game-by-Game

Opponent (Date)	Start	Min.	Fg-Fa	3g-3a	Ftm-Fta	O-D/T	Pf.Asst.	To.	Blk.	Stl.	Pts.
Mercer (11/17)	N	12	0-3	0-1	1-2	0-3/3	4 3	0	0	1	1
UNC-Asheville (11/21)	N	8	0-3	0-1	0-0	0-0/0	1 2	1	0	1	0
E. Washington (11/24)	N	13	1-3	1-1	2-2	0-0/0	2 2	1	0	2	5
at Wake Forest (11/27)	N	3	0-0	0-0	0-0	0-0/0	0 0	1	0	0	0
UT-Pan American (12/1)	N	6	0-0	0-0	2-4	0-0/0	1 2	2	0	1	2
UNC-Wilmington (12/4)	N	8	1-3	1-1	0-0	0-2/2	1 0	1	0	1	3
at Georgia (12/7)	N	5	0-1	0-1	0-2	0-1/1	0 0	3	0	0	0
Oregon (12/10)	N	4	0-0	0-0	0-0	0-0/0	0 0	1	0	0	0

University of Minnesota
 Minnesota Golden Gophers Season Schedule/Results & Leaders (as of Dec 12, 2001)
 All games

RECORD:	OVERALL	HOME	AWAY	NEUTRAL
ALL GAMES.....	(5-3)	(5-1)	(0-2)	(0-0)
CONFERENCE.....	(0-0)	(0-0)	(0-0)	(0-0)
NON-CONFERENCE.....	(5-3)	(5-1)	(0-2)	(0-0)

DATE	TIME	OPPONENT		SCORE	ATTEND	HIGH POINTS	HIGH REBOUNDS
11/17/01	4:05	MERCER BEARS	W	80-59	12534	(18)Bauer, Michael	(9)Rychart, Dusty
11/21/01	7:05 p.m.	NORTH CAROLINA-ASHEVILLE	W	92-65	12188	(19)Bauer, Michael	(7)Rychart, Dusty
11/24/01	7:05 p.m.	EASTERN WASHINGTON EAGLES	W	86-68	12533	(17)Bauer, Michael	(10)Rickert, Rick
11/27/01	9:30 pm	at Wake Forest		79-85 L	9227	(22)Rychart, Dusty	(13)Rychart, Dusty
12/1/01	1:05 p.m.	UT-PAN AMERICAN BRONCS	W	89-72	12110	(19)Bennett, Travarus	(6)Rychart, Dusty
12/4/01	7:05 p.m.	UNC-WILMINGTON SEAHAWKS		50-58 L	12069	(13)Rickert, Rick	(6)Rickert, Rick
12/07/01	7:30 p.m.	at Georgia Bulldogs		55-77 L	7158	(10)Rychart, Dusty	(11)Rychart, Dusty
12/10/01	6:00 p.m.	OREGON DUCKS	W	75-72	12610	(28)Rickert, Rick	(9)Rickert, Rick

* - Conference game

ATTENDANCE SUMMARY	GAMES	TOTALS	AVG/GAME
HOME.....	6	74044	12341
AWAY.....	2	16385	8193
NEUTRAL.....	0	0	0
TOTAL.....	8	90429	11304

University of Minnesota
 Minnesota Golden Gophers Combined Team Statistics (as of Dec 12, 2001)
 All games

RECORD:	OVERALL	HOME	AWAY	NEUTRAL
ALL GAMES	(5-3)	(5-1)	(0-2)	(0-0)
CONFERENCE	(0-0)	(0-0)	(0-0)	(0-0)
NON-CONFERENCE	(5-3)	(5-1)	(0-2)	(0-0)

## Player	GP-GS	Min--Avg	---TOTAL---		---3-PTS---		FT-FTA	Pct	----REBOUNDS----				PF	FO	A	TO	Blk	Stl	Pts	Avg
			FG-FGA	Pct	3FG-FGA	Pct			Off	Def	Tot	Avg								
1 Rickert, Rick.....	8-8	229 28.6	43-81	.531	12-32	.375	13-19	.684	18	34	52	6.5	21	0	13	10	14	7	111	13.9
45 Rychart, Dusty.....	8-8	210 26.3	34-67	.507	6-12	.500	21-29	.724	26	31	57	7.1	22	0	13	17	2	5	95	11.9
41 Bauer, Michael.....	8-8	207 25.9	30-78	.385	11-37	.297	14-18	.778	16	21	37	4.6	15	0	7	10	10	3	85	10.6
40 Holman, Jerry.....	8-0	165 20.6	30-57	.526	0-0	.000	12-17	.706	13	21	34	4.3	19	0	6	16	12	10	72	9.0
21 Bennett, Travarus..	8-6	193 24.1	23-51	.451	7-21	.333	16-21	.762	19	12	31	3.9	16	0	8	9	7	16	69	8.6
15 Fleming, Kerwin....	8-2	158 19.8	19-59	.322	6-22	.273	13-16	.813	5	17	22	2.8	20	0	11	12	1	5	57	7.1
12 Burleson, Kevin....	8-8	207 25.9	18-58	.310	8-32	.250	6-9	.667	5	8	13	1.6	19	0	44	16	2	17	50	6.3
11 Hargrow, Maurice...	7-0	70 10.0	13-26	.500	4-6	.667	6-8	.750	3	10	13	1.9	2	0	2	3	1	2	36	5.1
31 Esselink, Steve....	7-0	61 8.7	5-18	.278	2-11	.182	0-0	.000	3	6	9	1.3	1	0	8	4	0	4	12	1.7
30 Lorang, Justin.....	4-0	12 3.0	3-4	.750	0-0	.000	0-3	.000	0	2	2	0.5	0	0	0	1	0	0	6	1.5
3 Robinson, Aaron....	8-0	59 7.4	2-13	.154	2-5	.400	5-10	.500	0	6	6	0.8	9	0	9	10	0	6	11	1.4
35 Chall, Randy.....	4-0	9 2.3	0-1	.000	0-0	.000	1-2	.500	0	2	2	0.5	1	0	0	0	0	1	1	0.3
24 Bolden, Tyree.....	4-0	10 2.5	0-1	.000	0-0	.000	1-2	.500	1	0	1	0.3	2	0	0	1	0	0	1	0.3
5 Hokenson, Wade....	4-0	10 2.5	0-1	.000	0-0	.000	0-0	.000	0	1	1	0.3	0	0	1	1	0	0	0	0.0
TEAM.....									21	13	34	4.3	0			1				
Total.....	8	1600	220-515	.427	58-178	.326	108-154	.701	130	184	314	39.2	147	0	122	111	49	76	606	75.8
Opponents.....	8	1600	186-438	.425	59-163	.362	125-169	.740	99	190	289	36.1	145	-	112	145	39	60	556	69.5

TEAM STATISTICS	MINN	OPP	DATE	OPPONENT	W/L	SCORE	ATTEND
SCORING.....	606	556	11/17/01	MERCER BEARS	W	80-59	12534
Points per game.....	75.8	69.5	11/21/01	NORTH CAROLINA-ASHEVILLE	W	92-65	12188
Scoring margin.....	+6.3	-	11/24/01	EASTERN WASHINGTON EAGLES	W	86-68	12533
FIELD GOALS-ATT.....	220-515	186-438	11/27/01	at Wake Forest	L	79-85	9227
Field goal pct.....	.427	.425	12/1/01	UT-PAN AMERICAN BRONCS	W	89-72	12110
POINT FG-ATT.....	58-178	59-163	12/4/01	UNC-WILMINGTON SEAHAWKS	L	50-58	12069
3-point FG pct.....	.326	.362	12/07/01	at Georgia Bulldogs	L	55-77	7158
3-pt FG made per game..	7.3	7.4	12/10/01	OREGON DUCKS	W	75-72	12610
FREE THROWS-ATT.....	108-154	125-169					
Free throw pct.....	.701	.740					
REBOUNDS.....	314	289					
Rebounds per game.....	39.2	36.1					
Rebounding margin.....	+3.1	-					
ASSISTS.....	122	112					
Assists per game.....	15.3	14.0					
TURNOVERS.....	111	145					
Turnovers per game.....	13.9	18.1					
Turnover margin.....	+4.3	-					
Assist/turnover ratio..	1.1	0.8					
STEALS.....	76	60					
Steals per game.....	9.5	7.5					
BLOCKS.....	49	39					
Blocks per game.....	6.1	4.9					
WINNING STREAK.....	1	-					
Home win streak.....	1	-					
ATTENDANCE.....	74044	16385					
Home games-Avg/Game....	6-12341	2-8192					
Neutral site-Avg/Game..	-	0-0					

SCORE BY PERIODS:	1st	2nd	Total
Minnesota Golden Gophers.....	291	315	- 606
Opponents.....	237	319	- 556

University of Minnesota
 Minnesota Golden Gophers Team Game-by-Game (as of Dec 12, 2001)
 All games

TEAM STATISTICS

Opponent	Date	Score	W/L	---TOTAL---		--3-PTRS--		FT-FTA		Pct		---REBOUNDS---				PF	A	TO	Blk	Stl	Pts---Avg
				FG-FGA	Pct	3FG-FGA	Pct	Off	Def	Tot	Avg										
MERCER BEARS	11/17/01	80-59	W	28-69	.406	9-29	.310	15-24	.625	20	26	46	46.0	21	19	10	5	10	80	80.0	
NORTH CAROLINA-ASHEVI	11/21/01	92-65	W	39-74	.527	6-17	.353	8-11	.727	20	19	39	42.5	13	26	12	4	15	92	86.0	
EASTERN WASHINGTON EA	11/24/01	86-68	W	30-55	.545	9-21	.429	17-28	.607	10	23	33	39.3	20	21	17	10	12	86	86.0	
at Wake Forest	11/27/01	79-85	L	30-73	.411	9-26	.346	10-12	.833	20	21	41	39.8	23	9	11	2	7	79	84.2	
UT-PAN AMERICAN BRONC	12/1/01	89-72	W	29-61	.475	8-17	.471	23-27	.852	14	23	37	39.2	20	16	16	8	11	89	85.2	
UNC-WILMINGTON SEAHAW	12/4/01	50-58	L	19-52	.365	7-20	.350	5-9	.556	10	26	36	38.7	19	11	16	12	5	50	79.3	
at Georgia Bulldogs	12/07/01	55-77	L	19-66	.288	4-24	.167	13-20	.650	21	26	47	39.9	17	7	20	6	7	55	75.9	
OREGON DUCKS	12/10/01	75-72	W	26-65	.400	6-24	.250	17-23	.739	15	20	35	39.2	14	13	9	2	9	75	75.8	
Minnesota Golden Gophers		606		220-515	.427	58-178	.326	108-154	.701	130	184	314	39.2	147	122	111	49	76	606	75.8	
Opponents		556		186-438	.425	59-163	.362	125-169	.740	99	190	289	36.1	145	112	145	39	60	556	69.5	

Games played: 8
 Points/game: 75.8
 FG Pct: 42.7
 3FG Pct: 32.6
 FT Pct: 70.1

Rebounds/game: 39.2
 Assists/game: 15.3
 Turnovers/game: 13.9
 Assist/turnover ratio: 1.1
 Steals/game: 9.5
 Blocks/game: 6.1

University of Minnesota
 Minnesota Golden Gophers Game-by-Game Points-Rebounds-Assists (as of Dec 12, 2001)
 All games

Opponent	Date	Score	WL	1	3	5	11	12	15	21	24	30
				RICKERT,R	ROBINSON,	HOKENSON,	HARGROW,M	BURLESON,	FLEMING,K	BENNETT,T	BOLDEN,TY	LORANG,JU
MERCER BEARS	11/17/01	80-59	W	17- 6- 1	1- 3- 3	0- 0- 0	7- 1- 0	4- 3- 4	5- 1- 1	1- 1- 4	0- 0- 0	0- 1- 0
NORTH CAROLINA-ASHEVILL	11/21/01	92-65	W	15- 4- 3	0- 0- 2	0- 0- 0	11- 2- 1	0- 2-11	6- 0- 1	11- 5- 1	1- 1- 0	4- 1- 0
EASTERN WASHINGTON EAGL	11/24/01	86-68	W	14-10- 2	5- 0- 2	0- 0- 0	2- 3- 0	6- 2- 8	7- 2- 2	7- 3- 1	0- 0- 0	2- 0- 0
at Wake Forest	11/27/01	79-85	L	9- 5- 2	0- 0- 0	DNP	0- 0- 0	12- 0- 4	9- 1- 2	12- 7- 0	DNP	DNP
UT-PAN AMERICAN BRONCS	12/1/01	89-72	W	8- 5- 4	2- 0- 2	DNP	4- 3- 0	10- 3- 6	7- 6- 1	19- 4- 0	0- 0- 0	0- 0- 0
UNC-WILMINGTON SEAHAWKS	12/4/01	50-58	L	13- 6- 1	3- 2- 0	DNP	5- 1- 1	8- 2- 5	4- 5- 1	0- 0- 0	DNP	DNP
at Georgia Bulldogs	12/07/01	55-77	L	7- 7- 0	0- 1- 0	0- 1- 1	7- 3- 0	4- 0- 1	5- 4- 1	8- 6- 2	DNP	DNP
OREGON DUCKS	12/10/01	75-72	W	28- 9- 0	0- 0- 0	DNP	DNP	6- 1- 5	14- 3- 2	11- 5- 0	DNP	DNP

Opponent	Date	Score	WL	31	35	40	41	45
				ESSELINK,	CHALL,RAN	HOLMAN,JE	BAUER,MIC	RYCHART,D
MERCER BEARS	11/17/01	80-59	W	0- 3- 2	0- 1- 0	17- 6- 1	18- 8- 1	10- 9- 2
NORTH CAROLINA-ASHEVILL	11/21/01	92-65	W	2- 1- 1	0- 1- 0	14- 6- 1	19- 2- 3	9- 7- 2
EASTERN WASHINGTON EAGL	11/24/01	86-68	W	5- 3- 2	1- 0- 0	14- 3- 0	17- 2- 0	6- 2- 4
at Wake Forest	11/27/01	79-85	L	0- 0- 0	DNP	4- 7- 1	11- 5- 0	22-13- 0
UT-PAN AMERICAN BRONCS	12/1/01	89-72	W	0- 0- 0	DNP	8- 1- 1	13- 4- 1	18- 6- 1
UNC-WILMINGTON SEAHAWKS	12/4/01	50-58	L	DNP	DNP	4- 4- 0	3- 5- 1	10- 4- 2
at Georgia Bulldogs	12/07/01	55-77	L	5- 2- 0	0- 0- 0	7- 4- 1	2- 4- 1	10-11- 0
OREGON DUCKS	12/10/01	75-72	W	0- 0- 3	DNP	4- 3- 1	2- 7- 0	10- 5- 2

University of Minnesota
 Minnesota Golden Gophers Game-by-Game Highs (as of Dec 12, 2001)
 All games

Opponent	Date	Score	WL	POINTS	REBOUNDS	ASSISTS	STEALS	BLOCKED SHOTS
MERCER BEARS	11/17/01	80-59	W	18-Bauer, Michae	9-Rychart, Dust	4-Bennett, Trav Burleson, Kev	3-Bennett, Trav	4-Rickert, Rick
NORTH CAROLINA-ASHEVILLE	11/21/01	92-65	W	19-Bauer, Michae	7-Rychart, Dust	11-Burleson, Kev	4-Bennett, Trav	1-Holman, Jerry Rychart, Dust Bauer, Michae Rickert, Rick
EASTERN WASHINGTON EAGLES	11/24/01	86-68	W	17-Bauer, Michae	10-Rickert, Rick	8-Burleson, Kev	4-Bennett, Trav	5-Rickert, Rick
at Wake Forest	11/27/01	79-85	L	22-Rychart, Dust	13-Rychart, Dust	4-Burleson, Kev	2-Holman, Jerry Rickert, Rick	1-Burleson, Kev Holman, Jerry
UT-PAN AMERICAN BRONCS	12/1/01	89-72	W	19-Bennett, Trav	6-Fleming, Kerw Rychart, Dust	6-Burleson, Kev	4-Burleson, Kev	3-Bennett, Trav
UNC-WILMINGTON SEAHAWKS	12/4/01	50-58	L	13-Rickert, Rick	6-Rickert, Rick	5-Burleson, Kev	2-Fleming, Kerw Burleson, Kev	4-Rickert, Rick Holman, Jerry
at Georgia Bulldogs	12/07/01	55-77	L	10-Rychart, Dust	11-Rychart, Dust	2-Bennett, Trav	1-Chall, Randy Rychart, Dust Hargrow, Maur Rickert, Rick Bauer, Michae Burleson, Kev Bennett, Trav	2-Bauer, Michae Holman, Jerry
OREGON DUCKS	12/10/01	75-72	W	28-Rickert, Rick	9-Rickert, Rick	5-Burleson, Kev	4-Burleson, Kev	1-Bauer, Michae Holman, Jerry

MINNESOTA



Golden Gopher

BASKETBALL

Minnesota Men's Media Relations, 516 15th Ave. SE, 244 Bierman Field Athletic Building, Minneapolis, Minn. 55455

Minnesota Media Relations

BB contact: Kyle Coughlin

Assistant Media Relations Director

Phone: 612.625.4090

Fax: 612.625.0359

email: cough002@umn.edu

www.gophersports.com

2001-02 SCHEDULE

Date	Opponent	Time/Result
Nov. 8	Harlem Globetrotters (exh.)	L, 70-79
Nov. 12	Minnesota-Duluth (exh.)	W, 67-59
Nov. 17	Mercer	W, 80-59
Nov. 21	UNC-Asheville	W, 92-65
Nov. 24	Eastern Washington	W, 86-68
Nov. 27	at Wake Forest* (ESPN2)	L, 79-85
Dec. 1	Texas Pan-American	W, 89-72
Dec. 4	UNC-Wilmington	L, 50-58
Dec. 7	at Georgia	L, 55-77
Dec. 10	Oregon (ESPN2)	W, 75-72
Dec. 13	Maryland-Eastern Shore	W, 95-48
Dec. 22	Nebraska	W, 81-72
Dec. 30	at Texas Tech (VSN/Ch. 45)	L, 60-80
Jan. 2	at #7 Illinois (VSN/Ch. 45)	L, 53-76
Jan. 5	#17 Michigan State (VSN/Ch. 45)	W, 70-67
Jan. 9	Michigan (VSN/Ch. 45)	7:00 p.m.
Jan. 12	at Purdue (ESPN+)	1:30 p.m.
Jan. 16	at Wisconsin (VSN/Ch. 45)	7:00 p.m.
Jan. 19	at Michigan (VSN/Ch. 45)	3:30 p.m.
Jan. 26	Ohio State (VSN/Ch. 45)	3:30 p.m.
Jan. 30	Penn State (VSN/Ch. 45)	7:00 p.m.
Feb. 2	Indiana (ESPN+)	3:30 p.m.
Feb. 9	at Iowa (ESPN+)	2:00 p.m.
Feb. 13	at Northwestern (VSN/Ch. 45)	7:00 p.m.
Feb. 16	Wisconsin (ESPN+)	1:30 p.m.
Feb. 21	at Michigan State (ESPN)	6:00 p.m.
Feb. 23	at Penn State (ESPN+)	11:15 a.m.
Feb. 27	Northwestern (VSN/Ch. 45)	7:00 p.m.
Mar. 2/3	Illinois (VSN/CBS)	7/3:00 p.m.
Mar. 7-10	Big Ten Tournament (Conseco Fieldhouse, Indianapolis, Ind.)	

Times and dates subject to change

All times central.

VSN = Victory Sports Network

* Big Ten/ACC Challenge

Minnesota Golden Gophers
(8-5, 1-1 Big Ten)

VS.

Michigan Wolverines
(6-5, 2-0 Big Ten)

Jan. 9, 2002 • 7 p.m.
Williams Arena
Minneapolis, Minn.



VS.

Television: KSTC-Ch. 45 (ESPN+)

Craig Coshun, pbp, Jim Dutcher, analyst

Radio: WCCO AM 830

Dave Lee, pbp, Kevin Lynch, analyst

THE MATCHUP

The Golden Gophers look to continue their winning ways at home against the Michigan Wolverines. Minnesota is coming off a hard-fought upset of the then-17th ranked Michigan State Spartans. Michigan is 2-0 in the conference and tied for first place with wins at Penn State and over Purdue on Saturday in Ann Arbor.

SCOUTING THE WOLVERINES

Michigan has won three of its last four under first-year Wolverine head coach Tommy Amaker. The Wolverines are led by the duo of LaVell Blanchard and Bernard Robinson, Jr. Blanchard leads the team in scoring at 14.7 ppg and rebounding at 7.5 rebounds per game. He has the second-most career double-doubles among active Big Ten players with 21, four ahead of Dusty Rychart.

Robinson was named co-Big Ten Player of the Week after averaging 18.0 points, 6.0 rebounds, 3.0 assists and 2.5 steals per game in two victories last week. Against Purdue on Saturday, Robinson had 20 points, seven rebounds, six assists and a pair of steals in the Wolverines four point win.

*records involve games later vacated by Minnesota due to NCAA infractions.

THE SERIES

Michigan leads the series 71-57*. Minnesota leads the series in Minneapolis 39-23* (36-20* in Williams Arena). Minnesota is 2-0 against Michigan under Dan Monson. Tommy Amaker is 1-0 lifetime against Minnesota.

Last season's results:

Feb. 17, 2001 MN 93, MI 75 (Ann Arbor)

Last Michigan win: Feb. 6, 1999

MI 75, MN 65 (at Ann Arbor)*

Last Michigan win in Minneapolis: Jan. 20, 1993

MI 80, UM 73

WHAT'S NEXT

Minnesota embarks on a three-game road trip starting Saturday in West Lafayette, Ind. The Purdue game starts at 1:30 p.m. and can be seen locally on KSTP-Ch. 5.

PROBABLE STARTING LINEUPS

MINNESOTA	PPG	RPG	OTHER	MICHIGAN	PPG	RPG	OTHER
F Dusty Rychart	12.8	7.2	48% fg	F Bernard Robinson Jr.	12.6	3.8	90% FT
F Michael Bauer	11.5	4.3	19 blks	F LaVell Blanchard	14.7	7.5	83% FT
F Rick Rickert	11.7	5.2	19 blks	C Chris Young	11.0	5.5	15 blks
G Kevin Burleson	5.8	2.0	5.2 apg	G Leon Jones	6.0	2.7	48% fg
G Travarus Bennett	9.3	4.5	27 stls	G Mike Godfredson	0.8	1.0	1.5 apg

Officials: Tom Rucker, Sam Lickliter, Jerry Petro

HEAD COACH DAN MONSON



Now entering his third season in charge of the Minnesota basketball program, Dan Monson has again established himself as one of the best young coaches in the college ranks and has thrust the Golden Gophers back onto the national scene.

Despite scholarship limitations and injuries to two key starters, Monson brought the Maroon and Gold to the postseason in just his second year. An NIT appearance and a second-round loss to eventual champion Tulsa did nothing to dampen the remarkable job Monson and his staff did in 2000-01. Monson's Minnesota record is 38-35 and his overall four-year coaching record is 90-52.

Monson has also shown the country that he can be an effective recruiter. Monson's second recruiting class in Gold Country netted one of the top 10 classes in the nation, according to many recruiting publications. National Junior College All-American Jerry Holman and McDonald's All-American Rick Rickert will make an immediate impact in 2001-02.

Monson was named the Minnesota head coach on July 24, 1999. In his first year at the helm of the Minnesota program, Monson led the Golden Gophers to a 12-16 finish which included a six-game winning streak (11/20-12/11).

Monson led the Gonzaga Bulldogs within a breath of the Final Four three years ago. Along the way, his team defeated such notable NCAA powers as Stanford (82-74), Florida (73-72) and the Golden Gophers (75-63), before bowing out to eventual national champion Connecticut, 67-62.

Monson spent 11 years building the Gonzaga program. He began as an assistant coach in 1988 and spent six years laying the groundwork for the Bulldogs' success. In 1994-95, he was elevated to associate head coach under Head Coach Dan Fitzgerald who was also the athletics director. Three years later, Monson took over full control of the Gonzaga program. He had an immediate impact, leading the Bulldogs to a West Coast Conference title and advancing to the second round of the NIT. Along the way, the team set a school record for wins with 24. Monson was the first coach in West Coast Conference history to capture the regular-season title in his rookie season. For his efforts, his WCC peers voted him Coach of the Year and *Basketball Times* accorded him national Rookie Coach of the Year. His record in two seasons as head coach of the Zags was 52-17, with an impressive 4-2 mark in postseason play.

MICHIGAN STATE RECAP

The Golden Gophers earned their first Big Ten victory of the season, downing No. 17 Michigan State (9-5 overall, 0-1 Big Ten Conference) 70-67 in Williams Arena in front of 13,696 fans. The Gophers (8-5, 1-1) are now 3-0 in conference home openers under Dan Monson. It also was Minnesota's first victory over a ranked opponent since a 54-49 victory Jan. 6, 2001, against No. 12 Wisconsin.

Jerry Holman came off the bench to score 16 points, including 10 in the first half, for the Gophers. The 6-10 junior was 6-of-7 from the field and 4-of-5 from the free-throw line. Rick Rickert added 15 points, while Michael Bauer reached double figures for the second consecutive game with 12 tallies.

Following a pair of free throws by Rickert with 3:11 remaining, the Golden Gophers led 64-58, but a three-pointer by Michigan State's Chris Hill brought the Spartans within three.

Following another three-pointer by Michigan State, Rickert scored with 1:29 remaining to put the Gophers up two, but once again, Hill answered with a three-pointer to give MSU its first lead since the 11:39 mark in the first half.

Holman converted on a slam dunk following Hill's basket to hand the lead back to the Gophers. Free throws by Kerwin Fleming and Travarus Bennett preserved the victory for Minnesota.

Hill finished the game with a career-high 25 points, replacing the injured Marcus Taylor in the starting line-up.

MICHIGAN STATE GAME NOTES

- Minnesota is 3-0 in Big Ten home openers under Dan Monson.
- Minnesota defeated a ranked team for the first time since defeating 12th-ranked Wisconsin 54-49 on Jan. 6, 2001 (span of six games).
- Minnesota is 3-12 against ranked opponents under Dan Monson. All three wins have been against Big Ten teams.
- Minnesota is 8-1 at home this season and 0-4 on the road.
- Minnesota improved to 7-0 when attempting more free throws than its opponent.
- Minnesota's 29 free throw attempts is a season-high.
- Minnesota won for just the second time this season when being outrebounded (2-4).
- Minnesota's 26 rebounds is a season-low
- Today's -15 rebound margin for Minnesota is the largest since being outrebounded 48-24 on Feb. 28, 2001 at Indiana.
- The Gophers defeated Michigan State for the first time since Mar. 6, 1997 (game was later vacated).
- Minnesota went on a 22-4 run over a 8:57 stretch of the first half. (14:45 to 5:48).
- Jerry Holman scored in double figures for the second straight game and the sixth time this season.
- Michael Bauer scored in double figures for the ninth time this season and the 24th time in his career.
- Bauer scored his 400th career point in the game and now has 404 for his career. He also recorded

STATISTICAL COMPARISON

Minnesota vs. Michigan

Category	MICH	MINN
Record	6-5	8-5
Scoring Average	75.5	74.2
Opponent Scoring	70.5	69.2
Scoring Margin	+5.0	+5.1
Rebound Average	32.8	37.2
Opponent Rebounds	33.5	36.0
Rebound Margin	-0.6	+1.2
Field Goal Pct.	.469	.429
Opponent Field Goal Pct.	.463	.428
3-Point Field Goal Pct.	.394	.321
Free Throw Pct.	.748	.702
Assists Average	15.2	15.9
Turnovers Average	14.1	13.4
Blocks Average	2.3	5.5
Steals Average	5.8	8.8

his 50th career block in the game.

- Rick Rickert scored in double figures for the seventh time this season.
- Kerwin Fleming scored his 300th career point.
- Bauer tied a career-high with four blocks.
- Minnesota did not have a shot blocked for the first time this season.

MINNESOTA QUICK FACTS

University Information

Location: Minneapolis, Minn.
Enrollment: 45,615
Colors: Maroon & Gold
Conference: Big Ten
Arena: Williams Arena (14,625)
President: Mark Yudof
Vice President/Chief of Staff: Tonya Moten Brown
Faculty Athletics Representative: Dr. Richard Weinberg
Director of Men's Athletics: Tom Moe

Team Information

Head Coach: Dan Monson (Idaho, 1985)
Career Record: 90-52 (four+ years)
Record at Minnesota: 38-35 (two+ years)
Associate Head Coach: Mike Petersen (third year)
Assistant Coaches: Bill Walker (third year), Arthur Prevost (third year)
Dir. of BB Operations: Vic Couch (second year)
2000-01 Overall Record: 18-14 (reached second round of NIT)
2000-01 Big Ten Record/Finish: 5-11 (9th)
Lettermen Returning/Lost: 7/3

MEDIA INFORMATION

PRACTICE ACCESS

As a rule, practice will be open to the media for the first 30 minutes of each workout except on game days. This is subject to change at the coaches discretion. All player interviews will be conducted before practice in the half hour preceding the team's workout. Coach Monson will be available for brief interviews during the first half hour of practice. Practice on weekdays is usually 2-5 p.m. Please check with Kyle Coughlin about practice times and all interview requests at least 24 hours in advance.

POSTGAME PROCEDURES:

Minnesota complies with an equal-access policy. Following a 10 minute cooling-off period, both coaches are available in the Interview Room on the lower level of the east end of Williams Arena. Minnesota players are available in the players lounge area adjacent to the Gopher locker room following the cooling-off period. Visiting team players generally conduct their player interviews in the lower level hallway outside their locker room.

GOLDEN GOPHERS ON THE INTERNET:

Minnesota Golden Gopher basketball stats, releases and game notes are available on the internet at www.gophersports.com. Information on the Big Ten Conference is available via the internet at www.bigten.org.

BIG TEN TELECONFERENCE:

When: Every Monday from 9-11 a.m. (central)
How long: Beginning Jan. 7, with the final call scheduled for Mar. 4, 2002.

Who: Each Big Ten men's head coach is invited to participate on the weekly teleconferences. Participation will not be mandatory, therefore, some coaches may not be available each week.
Call: Contact the Big Ten office at 847-696-1010 for the teleconference phone number and play-back number.

Order of Appearance

9:00 a.m. Bill Self, Illinois
9:10 a.m. Steve Alford, Iowa
9:20 a.m. Dan Monson, Minnesota
9:30 a.m. Bill Carmody, Northwestern
9:40 a.m. Jerry Dunn, Penn State
9:50 a.m. Gene Keady, Purdue
10:00 a.m. Tom Izzo, Michigan State
10:10 a.m. Bo Ryan, Wisconsin
10:20 a.m. Tommy Amaker, Michigan
10:30 a.m. Jim O'Brien, Ohio State
10:40 a.m. Mike Davis, Indiana
10:50 a.m. Player of the Week (if available)

RYCHART SURPASSES 1,000 CAREER POINTS

Senior forward Dusty Rychart became the 31st player in Golden Gopher basketball history to score more than 1,000 points. The former walk-on scored 20 points at Texas Tech and moved into 28th place ahead of Jim Brewer on the all-time points list with 1,013 points. Eric Hill, who played from 1968-71, stands in 27th place with 1,057 career points. Currently, Rychart has 1,029 points in his career.

THE MOST OVERLOOKED BIG TEN PLAYER

Fifth-year senior forward Dusty Rychart doesn't get the recognition or the credit he deserves around the conference or country. Rychart recorded his third double-double of the season and 17th of his career with 17 points and 10 rebounds vs. Maryland-Eastern Shore. Rychart stands third among active Big Ten players in career double-doubles. Reggie Evans of Iowa has 31 and LaVell Blanchard of Michigan has 20. His other double-doubles this season were at Georgia on Dec. 7 (10 points and 11 rebounds) and at Wake Forest on Nov. 27 (22 points and 13 rebounds).

Rychart was the only player in the league last season to finish ranked in the top 10 in scoring (10th - 14.6 ppg), rebounding (5th - 8.0 rpg) and field goal percentage (10th - .504). Yet he was not voted onto any of the three All-Big Ten teams after last season. The former walk-on and returning two-year starter at power forward also finished ranked in the top 10 overall in free throw percentage (5th - .832), offensive rebounds (3rd - 3.13 pg) and defensive rebounds (7th - 4.84).

"Dusty is the epitome of this program," said Monson. "He may not be the most physically-gifted player, or tall enough or quick enough all the time, but this game is about productivity and Dusty has out-produced a lot of players in this league."

MAYBE HE'S NOT SO OVERLOOKED

Rychart was named co-Big Ten Player of the Week for his play against Wake Forest and UT-Pan American. Rychart nearly averaged a double-double the week of Nov. 26, producing 20.0 points and 9.5 rebounds while shooting 59.3 percent from the floor. The senior co-captain opened the week with his first double-double of the season, and 15th of his career, with 22 points and 13 boards in a narrow loss at Wake Forest in the ACC/Big Ten Challenge. Rychart followed that performance by recording 18 points, on 8-of-12 shooting, and six rebounds in just 23 minutes in a win over Texas-Pan American. It was the third player of the week honor for Rychart in his career.

RICKERT MAKES IMMEDIATE IMPACT

No one has arrived in Gold Country with as much anticipation or fanfare as freshman forward Rick Rickert. So far, he has lived up to the advanced billing. Against Oregon on national television, Rickert erupted for 28 points and nine rebounds to lead the Golden Gophers to a three-point victory. It was the most points scored by a Gopher freshman since Randy Carter scored 29 against Northwestern on Jan. 26, 1991. And it was also the most points

GOPHERS IN THE RECORD BOOKS

Kevin Burleson

CATEGORY	NO.	RANK
Career Three Pointers Made	96	t-7th
Career Three Pointers Attempted	290	7th

Dusty Rychart

CATEGORY	PCT.	ATT.	RANK
Free Throw Percentage	.775	221-285	6th
Field Goal Percentage	.503	387-770	t-8th

Needs 29 points to move into 27th place on career scoring list.

scored by any true freshman in the Big Ten since 1998. He recorded Minnesota's first double-double of the year with 14 points and 10 rebounds vs. Eastern Washington (11/24). He also had five blocks vs. the Eagles, the most by a Golden Gopher since Joel Pryzbilla had six on Feb. 5, 2000.

THE LIFE AND TIMES OF MICHAEL BAUER

Redshirt sophomore forward Michael Bauer has scored in double figures in nine of 13 games this season. Bauer led the Gophers in scoring the first three games and is averaging 11.5 points per game. Against Illinois in the Big Ten opener, Bauer led the team with 16 points in his return to the starting lineup. Bauer came off the bench at Texas Tech due to a twisted ankle he suffered during practice.

It hasn't been an easy two seasons for Bauer. He was forced to sit out his true freshman year when an ankle injury he suffered in the preseason did not heal properly. He broke his arm at Purdue last season and sat out the final 12 games. Before his arm injury last season, Bauer was third on the team in scoring, averaging 11.4 points per game (12.0 in Big Ten games) and second on the team in rebounding at 4.8 rebounds per game. He also led the team in blocks (30) and three-point shooting with a .432 shooting percentage from behind the arc.

BURLESON LEARNS THE GIFT OF GIVING

After playing his first two seasons at the 2-guard, junior Kevin Burleson has adjusted to the point guard role very quickly and very well. At Illinois, Burleson recorded his 200th career assist. After the Michigan State game, he is now 14 away from reaching the top 10 career assists list. Sam Jacobson stands in 10th with 216.

Against UNC-Asheville, Burleson had a career-high 11 assists (previous high was seven). It was the most assists by a Gopher since J.B. Bickerstaff had 10 on Nov. 24, 2000 at Hawaii-Pacific. He is the first to record more than 10 assists since Arriel McDonald dished 13 assists against Iowa on March 5, 1994 (game went to triple overtime). Burleson's 11 assists ranks in a tie for the sixth-best game total in school history. The next game vs. Eastern Washington, he dished out eight assists. He also had eight assists vs. Maryland-Eastern Shore on Dec. 13.

Burleson leads the team and is third in the Big Ten with 68 assists and his assist to turnover ratio

IN THE PAINT ON FOX SPORTS NET

"In the Paint" with Dan Monson will be seen on Fox Sports North this season. The program will air 15 times during the 2001-02 season. Starting on December 10, fans can catch a half-hour show dedicated to the Golden Gopher basketball program hosted by Mike Max.

Monday, Dec. 10 — 5 p.m.
Wednesday, Dec. 12 — 2 p.m. (replay)
Monday, Dec. 17 — 7 p.m.
Wednesday, Dec. 19 — 2 p.m. (replay)
Monday, Dec. 24 — 7 p.m.
Wednesday, Dec. 26 — 2 p.m. (replay)
Wednesday, Jan. 2 — 6:30 p.m.
Monday, Jan. 7 — 5 p.m.
Monday, Jan. 14 — 7 p.m.
Monday, Jan. 21 — 7 p.m.
Monday, Jan. 28 — 7 p.m.
Monday, Feb. 4 — 7 p.m.
Monday, Feb. 11 — 7 p.m.
Monday, Feb. 18 — 7 p.m.
Monday, Feb. 25 — 5 p.m.
Monday, Mar. 4 — 5 p.m.
Monday, Mar. 11 — 5 p.m.
Monday, Mar. 18 — 5 p.m.

GOLDEN GOPHER RADIO NETWORK

Since the 1930s, WCCO Radio has been the home of Golden Gopher basketball. A new deal, signed this past summer, assures the Maroon and Gold at least five more years on the "Good Neighbor". Dave Lee will call his first season of Gopher hoops in 2001-02 and be joined by former Gopher Kevin Lynch, who will serve as the analyst all season on WCCO AM 830. Fans of Golden Gopher basketball outside the Twin Cities can catch all the action on the following stations in their area:

Albert Lea, KATE AM 1450
Austin, KAUS AM 1480
Detroit Lakes, KDLM AM 1340
Duluth, KDAL AM 610
Fargo, N.D., KFGO AM 790
Grand Rapids, KOZY AM 1320
Marshall, KMHL AM 1400
Owatonna, KRFO AM 1390
Rochester, KROC AM 1340
Windom, KDOM AM 1580
Windom, KDOM FM 94.3
Winona, KWNO AM 1230

GOLDEN GOPHERS ON THE WEB

All Golden Gopher games can be heard on the world wide web at www.gophersports.com. If you are outside the WCCO Radio broadcast range, go to gophersports.com and catch all the action. Also available at gophersports.com for home games are live stats. Follow the game as it happens courtesy of Minnesota Men's Athletics, Yahoo and gophersports.com.

of 2.83 is the best among Big Ten players (68 asst. vs. 24 TOs). Burleson also is ninth in the conference in steals with an average of 1.62 per game.

THE GLUE GUY - TRAVARUS BENNETT

Every successful team needs a player that brings it all together, a player that does all the little things. Senior guard/forward Travarus Bennett is the Gophers "glue guy." Against Texas Tech, Bennett recorded his first double-double of the season with 15 points and 10 rebounds. It was his second double-double of his career (at Northwestern (2/6/01).

One of the best defenders in the conference, Bennett is fourth in the Big Ten with an average of 2.08 steals per game. He has recorded four steals in a game four times this season, the last being against Michigan State on Jan. 5.

T can also contribute on the offensive end averaging 9.3 points per game. Bennett leads the team in three-point FG pct. with a .412 mark. He notched a career-high 19 points vs. UT-Pan American shooting 5-of-8 from the field and 3-of-4 from three point range.

THE PLASTIC MAN OFF THE BENCH

Junior center Jerry Holman has taken on the role of sparkplug off the bench. With his wide reach and versatile athletic ability, Holman has raised havoc on both ends of the floor. In his first conference week, Holman scored 10 points in 23 minutes at Illinois and followed that with a team-leading 16 points in 23 minutes vs. Michigan State. His one-handed tomahawk dunk with :43 left was the clincher for the Gophers.

So far this season, he leads the team with a .538 field goal percentage (49-91) and is averaging 9.2 points in just 20.5 minutes per game. Defensively, Holman has 11 steals and 15 blocks. Against UNC-Wilmington, Holman recorded a career-high four blocks.

HOLMAN GOES INTERNATIONAL

Junior center Jerry Holman was a member of 2001 Tournament of the Americas Team. Holman, a National Junior College All-American, competed in the COPABA Tournament of the Americas that was held Aug. 15-26 in Neuquen, Argentina.

The U.S. was 3-3 in the tournament and did not advance to the medal round. Holman scored 24 points, grabbed 13 rebounds and had six blocks in the tournament.

THREE TRANSFERS COME HOME

The Golden Gophers welcomed three transfers over the summer who are not eligible to play this season due to NCAA transfer rules. Ben Johnson, Brent Lawson and Matt Smriga, all native Minnesotans, will be eligible to play at the beginning of the 2002-03 season. Until then, they will be members of the Golden Gopher scout team during practice.

Johnson, from Minneapolis, Minn., and DeLaSalle High School, transferred from Northwestern where he was a two-year letterwinner and the leading scorer for the Wildcats as a

MINNY-NOTES

- Minnesota's 12 blocks against UNC-Wilmington was a season-high and tied for the third-best total in school history. The block total is the most since blocking 12 at Arizona State on Nov. 27, 1991.
- Minnesota had a season-low nine turnovers against Oregon while forcing 18 Duck TOs.
- Minnesota's 47-point win over Maryland-Eastern Shore was the third-largest margin of victory in school history, and the largest since the Golden Gophers defeated South Dakota State, 78-25 (12/3/45) {including vacated games, it is the sixth-largest.}
- The 95 points against Maryland-Eastern Shore is the most Minnesota has scored since defeating TCU, 107-99, on Nov. 25, 2000. It is also the second-best point total by Minnesota under Dan Monson.
- Maryland-Eastern Shore's 31.6 percent field goal percentage is lowest by a Minnesota opponent in the Monson era.
- Minnesota's 55.6 percent field goal percentage vs. UMEs was a season-high and tied the season-best from 2000-01 season (TCU, 11/25/00).
- Nebraska's 59.1 percent from three-point range on Dec. 22 is the highest of any Golden Gopher opponent since Iowa shot 64 percent (9-14) from behind the arc on 1/24/01.
- Minnesota is 3-0 in Big Ten home openers under Dan Monson.
- When Minnesota defeated Michigan State on Jan. 5, it was the Gophers first win against a ranked team since defeating 12th-ranked Wisconsin 54-49 on Jan. 6, 2001 (span of six games).

freshman. Lawson, from Maple Grove, Minn., transferred from St. Francis (PA) where he started 21 games as a freshman and was sixth on the team with a 5.3 ppg average. Smriga, from Apple Valley, Minn., played in 17 games as a freshman at Kent State.

THE STORY OF TWO NUMBERS

Freshman forward Rick Rickert will wear two different numbers this season depending on the color of his jersey. Gold jersey (home) #1. Maroon jersey (road) #4. Why? His first choice for a number was #14. Sorry, Lou Hudson was #14 and that jersey is retired. His second choice? #44. Well, Kevin McHale wore #44 and that's also in the Williams Arena rafters. So, Rickert gets the best of both worlds.

THE THREE CAPTAINS

The Golden Gophers voted on and named three captains for the 2001-02 squad. They are senior forward Dusty Rychart, junior guard Kevin Burleson and sophomore forward Michael Bauer. It is the first such honor for these players.

CAREER RECORDS

SCORING

Name	Points
1. Mycal Thompson (1975-78)	1,992
2. Willie Burton (1987-90)	1,800
3. Randy Breuer (1980-83)	1,777
4. Sam Jacobson (1995-98)	1,709
5. Kevin McHale (1977-80)	1,704
6. Quincy Lewis (1995-99)	1,614
7. Tommy Davis (1982-85)	1,481
8. Trent Tucker (1979-82)	1,445
9. Chuck Mencil (1952-55)	1,391
10. Marc Wilson (1983-86)	1,386
11. Kevin Lynch (1988-91)	1,355
12. Tom Kondla (1966-68)	1,350
13. Ron Johnson (1958-60)	1,335
14. Lou Hudson (1964-66)	1,329
15. Arriel McDonald (1991-94)	1,273
16. Melvin Newbern (1988-90)	1,224
17. Jim McIntyre (1946-49)	1,223
18. Archie Clark (1964-66)	1,199
19. Randy Carter (1991-94)	1,186
20. Darryl Mitchell (1979-82)	1,182
21. Osborne Lockhart (1974-78)	1,106
22. Voshon Lenard (1991-94)	1,097
23. George Kline (1954-58)	1,096
24. Eric Magdanz (1960-63)	1,083
25. Mark Hall (1978-82)	1,072
25. John Shasky (1982-86)	1,072
27. Eric Hill (1968-71)	1,057
28. Dusty Rychart (1998-)	1,029
29. Jim Brewer (1970-73)	1,009
30. Dick Garmaker (1953-55)	1,008
31. Larry Mikan (1967-70)	1,007

THREE-POINT FIELD GOALS

Name	3-FG
1. Sam Jacobson (1995-98)	173
2. Voshon Lenard (1991-94)	137
3. Quincy Lewis (1995-99)	127
4. Kevin Lynch (1988-91)	117
5. Terrance Simmons (1998-2001)	108
6. Arriel McDonald (1991-94)	100
7. Kevin Burleson (1999-)	96
Townsend Orr (1992-94)	96
9. Willie Burton (1987-90)	82
10. Kim Zurcher (1987-88)	57

ASSISTS

Name	Asst
1. Arriel McDonald (1991-94)	547
2. Marc Wilson (1983-86)	375
3. Melvin Newbern (1988-90)	369
4. Kevin Lynch (1988-90)	301
5. Ray Williams (1976-77)	296
6. Flip Saunders (1974-77)	295
7. Osborne Lockhart (1975-78)	268
8. Walter Bond (1988-91)	235
9. Trent Tucker (1979-82)	219
10. Sam Jacobson (1995-98)	216
Kevin Burleson (1999-)	202

SCHILLING TRANSFERS

Junior guard Shane Schilling decided to transfer from the University of Minnesota, it was announced on October 29. Schilling was suspended indefinitely by Coach Monson on Oct. 27 for violation of team rules. Schilling started 31 games in 2000-01 and averaged 8.4 points per game.

BARN MAGIC

The Golden Gophers hold one of the best home-court advantages in college basketball. The U of M holds a 615-239 (.720) record in their beloved Williams Arena. Under Monson, the Gophers have posted a 30-11 record at home.

Nicknamed "the Barn", Williams Arena was named the sixth-best college basketball arena in the country by CBS Sportsline in 2001. As noted in the *Street & Smith's Sports Business Journal*, Williams Arena is tied for the fifth-oldest Division I Basketball Arenas.

Oldest Division I Basketball Arenas

1. Fordham University, Rose Hill Gymnasium
Opened - 1925 (cap. 3,470)
2. Harvard University, Ray Lavietes Pavilion
Opened - 1926 (cap. 2,195)
2. University of Oregon, McArthur Court
Opened - 1926 (cap. 9,738)
4. University of Pennsylvania, The Palestra
Opened - 1927 (cap. 8,700)
5. **University of Minnesota, Williams Arena**
Opened - 1928 (cap. 14,625)
5. Butler University, Hinkle Fieldhouse
Opened - 1928 (cap. 11,043)

THE GOPHERS ON TV

Nineteen Golden Gopher basketball games will be seen on television this season. Along with three national broadcasts on ESPN and ESPN2, Golden Gopher basketball can be seen locally on KSTC-TV Ch. 45 in conjunction with Victory Sports Network. Eleven games, starting with the Dec. 30 game at Texas Tech, will be broadcast on Ch. 45. Five Saturday Big Ten games will be produced by ESPN Regional and carried locally on KSTP-Ch. 5. Please refer to the schedule on the first page for television information.

RECORD WHEN...

Home	8-1
Away	0-4
Nonconference	7-4
Conference	1-1
Leading at half	7-2
Trailing at half	1-2
Tied at half	0-1
Leading with 5:00 left	8-1
Trailing with 5:00 left	0-4
Tied with 5:00 left	0-0
Shooting 50% or better from the field	3-0
Shooting less than 50% from the field	5-5
Opp. shoot 50% or better from the field	1-0
Opp. shoot less than 50% from the field	7-5
Make more 3s than opponent	2-3
Opponent makes more 3s	6-2
More FT attempts than opponent	7-0
Opponent had more FT attempts	1-4
FT attempts are equal	0-1
Outrebound opponent	6-1
Outrebounded by opponent	2-4
Fewer turnovers than opponent	8-2
More turnovers than opponent	0-3
Turnovers are equal	0-0
Bench outscores opponent's bench	4-4
Opponent's bench outscores MN bench	4-1
Score 70 points or more	8-2
Score less than 70 points	0-3
Hold opponent for less than 70 points	5-1
Opponent scores 70 points or more	3-4
Games decided by 1-5 points	2-0
Games decided by 6-10 points	1-2
Games decided by 11-15 points	0-0
Games decided by more than 15 points	5-3
November	3-1
December	4-3
January	1-1
February	0-0
March	0-0
When Rickert wears #1 (Gold)	8-1
When Rickert wears #4 (Maroon)	0-4
On ESPN or ESPN2	1-1
On ESPN Regional	1-1
Miscellaneous Stats	
Current streak	Won 1
Homecourt streak	Won 4
Neutral streak	Lost 1
Road streak	Lost 6

2001-02 STARTING LINEUPS

Games	Forward	Forward	Center	Guard	Guard	Record
1-2	Rychart	Bauer	Rickert	Fleming	Burleson	2-0
3-10, 12-13	Rychart	Bauer	Rickert	Bennett	Burleson	6-4
11	Rychart	Rickert	Holman	Bennett	Burleson	0-1

MISCELLANEOUS STATISTICS

ATTENDANCE

	G	Total	Average
Home	9	113,330	12,592
Away	4	47,117	11,779
Total	13	160,447	12,342

DUNK -8- METER

Jerry Holman	16
Rick Rickert	4
Michael Bauer	3
Kevin Burleson	2
Maurice Hargrow	2
Dusty Rychart	1

DOUBLE-DOUBLES

Dusty Rychart	3
Rick Rickert	1
Travarus Bennett	1

DOUBLE-FIGURE SCORING

Dusty Rychart	9
Michael Bauer	9
Rick Rickert	7
Travarus Bennett	6
Jerry Holman	6
Kevin Burleson	2
Maurice Hargrow	1
Kerwin Fleming	1
Steve Esselink	1

20-POINT GAMES

Dusty Rychart	2
Rick Rickert	1

DOUBLE-FIGURE REBOUNDS

Dusty Rychart	3
Rick Rickert	1
Travarus Bennett	1

DOUBLE-FIGURE ASSISTS

Kevin Burleson	1
----------------	---

GAMES MISSED DUE TO INJURY/ILLNESS

Maurice Hargrow	2
Kerwin Fleming	1

FOULED OUT

Rick Rickert	1
Jerry Holman	1
Michael Bauer	1
Kevin Burleson	1

2001-02 GOLDEN GOPHER ROSTER

NO.	NAME	POS	HT	WT	YR	PPG	RPG	NOTE
1/4	Rick Rickert	F	6-10	202	Fr.	11.7	5.2	had 15 pts. and 3 blocks vs. MSU
3	Aaron Robinson	G	5-9	160	Fr.	0.9	0.7	did not play vs. MSU
5	Wade Hokenson	G	5-9	160	So.	0.0	0.5	walk-on; has played in three games
11	Maurice Hargrow	G	6-4	175	Fr.	4.0	1.5	did not play vs. MSU
12	Kevin Burleson**	G	6-3	190	Jr.	5.8	2.0	leads Big Ten with 2.83 asst./TO ratio
15	Kerwin Fleming*	G	6-3	180	Sr.	6.9	2.3	returned to lineup at Illinois
21	Travarus Bennett*	F	6-7	205	Sr.	9.3	4.5	had 4 steals in a game for 4th time vs. MSU
24	Tyree Bolden	F	6-5	190	So.	0.2	0.5	walk-on; scored first career point vs. UNC
30	Justin Lorang	G/F	6-5	190	Sr.	1.3	0.5	walk-on; has played in three games
31	Steve Esselink	F	6-6	191	So.	3.2	1.3	had five points in first Big Ten game at IL
35	Randy Chall	F	6-5	215	So.	0.2	0.5	walk-on; scored first career point vs. EWL
40	Jerry Holman	F/C	6-10	218	Jr.	9.2	4.0	led team with 16 pts. vs. MSU
41	Michael Bauer*	F	6-8	205	So.	11.5	4.3	scored in dbl figures both games last wk.
42	Jeff Hagen*	C	6-11	250	So.	na	na	redshirting the 2001-02 season
45	Dusty Rychart***	F	6-7	210	Sr.	12.8	7.2	9 pts and 5 boards in 23 minutes vs. MSU

* Number of letters earned

#41 MICHAEL BAUER

Forward • So. • 6-8 • 205 • Hastings, Minn. • Hastings HS

Last Two Games: Had 12 points, three assists, three rebounds and four blocks in season-high 33 minutes vs. Michigan State (1/5) • led team with 16 points at Illinois (1/2).

Notable: One of three team captains • came off the bench for the first time at Texas Tech due to an ankle injury, scored six points and grabbed six boards • had 15 points, four rebounds, three assists, three blocks and a steal vs. Nebraska • had 15 points, on 5-of-8 shooting, three assists and a career-high three steals in 19 minutes vs. Maryland-Eastern Shore • had 13 points, four rebounds and two blocks vs. UT-Pan American • scored 11 points and grabbed five rebounds at Wake Forest • led the team for the third straight game in scoring with 17 points against Eastern Washington • was 6-of-9 from the floor, 2-of-4 from three-point range • led the team for the second straight game with 19 points against UNC-Asheville • led team with 18 points and grabbed eight boards vs. Mercer • was 8-of-12 from the floor and 2-of-3 from three-point range • last season, suffered a season-ending injury (broken forearm) after scoring 12 points and grabbing eight rebounds in loss to Purdue (1/27/01).

Milestones: Scored his 400th career point vs. Michigan State on Jan. 5 • set school season record for three-point field goal percentage with a .415 mark (34-82) in 2001 • has scored in double figures 24 times in his career • has recorded double-digit rebounds in two games during his career.

CAREER HIGHS

Minutes: 35 vs. Georgia (11/19/00)

Points: 21 vs. Georgia (11/19/00)

Rebounds: 12 vs. Morris Brown (12/4/00)

Assists: 4 - two times; last vs. Nebraska (12/28/00)

Steals: 3 vs. Maryland-Eastern Shore (12/13/01)

Blocks: 4 - three times; last vs. MSU (1/5/02)

SEASON HIGHS

Minutes: 33 vs. Michigan State (1/5/01)

Points: 19 vs. UNC-Asheville (11/21/01)

Rebounds: 8 vs. Mercer (11/17/01)

Assists: 3 - four times; last vs. Michigan St. (1/5/02)

Steals: 3 vs. Maryland-Eastern Shore (12/13/01)

Blocks: 4 vs. Michigan State (1/5/02)

2001-02 Game-by-Game

Opponent (Date)	Start	Min.	Fg-Fa	3g-3a	Ftm-Fta	O-D/T	Pf.Asst.	To.	Blk.	Stl.	Pts.
Mercer (11/17)	Y	25	7-16	3-8	1-3	4-4/8	2 1	1 1	1 1	1 1	18
UNC-Asheville (11/21)	Y	26	8-12	2-3	1-1	1-1/2	2 3	0 1	0 1	0 19	
E. Washington (11/24)	Y	24	6-9	2-4	3-4	0-2/2	1 0	2 1	1 1	17	
at Wake Forest (11/27)	Y	26	4-14	3-9	0-0	2-3/5	3 0	2 0	0 0	11	
UT-Pan American (12/1)	Y	29	3-6	1-3	6-6	1-3/4	2 1	1 2	0 13		
UNC-Wilmington (12/4)	Y	31	0-7	0-2	3-4	3-5/5	2 1	2 2	0 3		
at Georgia (12/7)	Y	22	1-7	0-5	0-0	2-2/4	1 1	2 2	1 2		
Oregon (12/10)	Y	24	1-7	0-3	0-0	3-4/7	2 0	0 1	0 2		
Maryland-ES (12/13)	Y	19	5-8	2-3	3-5	0-2/2	4 3	1 1	3 15		
Nebraska (12/22)	Y	25	5-10	3-8	2-2	0-4/4	2 3	1 3	1 15		
at Texas Tech (12/30)	N	21	2-5	0-3	2-2	1-5/6	5 0	2 0	0 6		
at Illinois (1/2)	Y	29	6-13	1-3	3-4	1-3/4	3 1	3 1	2 16		
Michigan State (1/5)	Y	33	4-9	3-6	1-3	1-2/3	2 3	1 4	0 12		

1999-2000 Game-by-Game

Opponent (Date)	Start	Min.	Fg-Fa	3g-3a	Ftm-Fta	O-D/T	Pf.Asst.	To.	Blk.	Stl.	Pts.
at Oregon (12/18)	N	11	2-2	1-1	0-0	1-3/4	1 0	0 0	0 1	5	
Furman (12/23)	N	12	0-4	0-0	0-4	2-2/4	1 0	1 0	1 0		
at Georgia (12/28)	N	12	4-5	3-4	2-2	0-6/6	0 0	1 1	1 13		
at Nebraska (12/31)	N	9	1-2	0-0	0-0	0-2/2	3 1	1 1	0 2		
Michigan (1/5)	N	10	3-4	1-1	0-0	1-1/2	2 1	0 0	1 2		
Totals	0/5	54	10-17	5-6	2-6	4-14/18	7 2	3 2	4 27		

2000-01 Game-by-Game

Opponent (Date)	Start	Min.	Fg-Fa	3g-3a	Ftm-Fta	O-D/T	Pf.Asst.	To.	Blk.	Stl.	Pts.
UNCG (11/17)	Y	33	2-6	1-2	2-2	3-3/6	2 2	2 1	0 7		
Georgia (11/19)	Y	35	6-12	2-5	7-8	1-2/3	4 2	0 1	0 21		
vs. Hawaii Pac (11/24)	Y	26	1-6	0-1	3-4	2-4/6	2 0	1 1	0 5		
vs. TCU (11/25)	N	13	0-4	0-1	0-0	0-0/0	0 0	2 1	0 0		
vs. Georgetown (11/26)	N	21	6-13	3-6	2-3	1-2/3	5 0	0 1	0 17		
at Florida State (11/29)	N	20	3-6	2-2	0-0	1-0/1	4 1	1 1	2 8		
Morris Brown (12/4)	Y	31	5-12	1-2	0-0	4-8/12	1 1	0 3	0 11		
at Marquette (12/7)	N	28	6-14	2-8	0-0	3-7/10	4 4	2 1	2 14		
Bethune Cook (12/9)	Y	28	5-11	1-3	7-8	1-5/6	2 2	0 1	0 18		
La Tech (12/12)	N	18	4-6	1-3	1-1	0-2/2	2 2	2 2	2 10		
Dartmouth (12/22)	Y	27	2-7	1-2	2-3	2-3/5	2 1	3 2	1 7		
Nebraska (12/28)	N	34	5-13	1-6	3-5	3-5/8	3 4	0 4	0 14		
Centenary (12/30)	Y	21	4-7	2-4	2-5	2-1/3	0 0	0 4	2 12		
at Illinois (1/3)	Y	24	4-7	2-4	0-0	0-1/1	2 2	2 1	2 10		
Wisconsin (1/6)	Y	27	4-7	3-5	0-0	2-6/8	4 3	5 0	1 11		
at Ohio State (1/13)	Y	32	4-10	3-7	4-4	0-3/3	2 1	0 1	1 15		
Purdue (1/17)	Y	28	4-11	2-7	2-4	1-5/6	1 2	1 1	0 12		
Indiana (1/20)	N	33	7-12	5-8	0-0	0-1/1	4 0	2 3	2 19		
Iowa (1/24)	Y	28	2-8	0-2	1-3	1-2/3	2 0	1 1	0 5		
at Purdue (1/27)	Y	20	5-11	2-4	0-0	3-5/8	1 2	1 0	2 12		
Totals	13/20	527	79-183	34-82	36-50	30-65/95	47 29	25 30	17 228		

#21 TRAVARUS BENNETT

Forward • Sr. • 6-7 • 205 • Rosedale, Miss. • SW Missouri St.-West Plains/West Bolivar HS

Last Two Games: Had seven points and four steals vs. Michigan State (1/5) • had six points, seven rebounds and three assists at Illinois (1/2).

Notable: Recorded his first double-double of the season with 15 points and 10 rebounds at Texas Tech in 33 minutes • scored eight points and tied a season high with four steals vs. Nebraska • scored 16 points on 4-of-4 shooting, 3-of-3 from beyond the arc vs. Maryland-Eastern Shore • had 11 points, five rebounds and two steals vs. Oregon • scored a career-high 19 points vs. UT-Pan American • was 5-of-8 from the field, 3-of-4 on three-pointers and 6-of-6 from the line • also had three blocks • scored 12 points and grabbed a season-high seven rebounds in 30 minutes at Wake Forest • started for the first time this season vs. Eastern Washington and scored seven points • had four steals and two blocks vs. EWU • scored 11 points on 5-of-7 shooting in 18 minutes vs. UNC-Asheville • also had five rebounds and four steals against the Bulldogs • saw his first action of the season against Mercer, playing 15 minutes, had four assists and three steals and one point.

Milestones: Has scored in double figures in 10 career games • has recorded four games of double-digit rebounds.

CAREER HIGHS

Minutes: 35 vs. Tulsa (3/19/01)
Points: 19 vs. UT-Pan American (12/1/01)
Rebounds: 12 - two times; last vs. Tulsa (3/19/01)
Assists: 4 vs. Mercer (11/17/01)
Steals: 6 vs. Tulsa (3/19/01)
Blocks: 3 - two times; last vs. UT-Pan Am. (12/1/01)

SEASON HIGHS

Minutes: 33 at Texas Tech (12/30/01)
Points: 19 vs. UT-Pan American (12/1/01)
Rebounds: 10 at Texas Tech (12/30/01)
Assists: 4 vs. Mercer (11/17/01)
Steals: 4 - four times; last vs. Michigan St. (1/5/02)
Blocks: 3 vs. UT-Pan American (12/1/01)

2001-02 Game-by-Game

Opponent (Date)	Start	Min.	Fg-Fa	3g-3a	Ftm-Fta	O-D/T	Pf.	Asst.	To.	Blk.	Stl.	Pts.
Mercer (11/17)	N	15	0-3	0-1	1-2	1-0/1	1	4	1	0	3	1
UNC-Asheville (11/21)	N	18	5-7	0-0	1-2	3-2/5	1	1	1	0	4	11
E. Washington (11/24)	Y	24	3-10	1-6	0-0	1-2/3	1	1	0	2	4	7
at Wake Forest (11/27)	Y	30	4-9	1-3	3-3	4-3/7	3	0	1	0	1	12
UT-Pan American (12/1)	Y	30	5-8	3-4	6-6	3-1/4	3	0	2	3	1	19
UNC-Wilmington (12/4)	Y	18	0-1	0-0	0-0	0-0/0	4	0	1	1	0	0
at Georgia (12/7)	Y	28	3-7	1-4	1-2	3-3/6	1	2	3	1	1	8
Oregon (12/10)	Y	30	3-6	1-3	4-6	4-1/5	2	0	0	0	2	11
Maryland-ES (12/13)	Y	23	4-4	3-3	5-6	2-0/2	1	2	1	0	2	16
Nebraska (12/22)	Y	28	1-2	1-1	5-7	2-3/5	2	1	0	0	4	8
at Texas Tech (12/30)	Y	33	6-14	3-7	0-2	6-4/10	3	3	0	0	1	15
at Illinois (1/2)	Y	28	2-6	0-1	2-3	2-5/7	1	3	2	1	0	6
Michigan State (1/5)	Y	30	1-4	0-1	5-7	1-2/3	4	1	1	0	4	7

2000-01 Game-by-Game

Opponent (Date)	Start	Min.	Fg-Fa	3g-3a	Ftm-Fta	O-D/T	Pf.	Asst.	To.	Blk.	Stl.	Pts.
UNCG (11/17)	N	15	3-5	2-2	0-0	1-3/4	0	3	0	0	0	8
Georgia (11/19)	N	11	1-1	1-1	0-0	0-1/1	3	1	1	0	0	3
vs. Hawaii Pac (11/24)	N	9	1-2	1-1	0-0	2-2/4	2	0	3	0	1	3
vs. TCU (11/25)	N	11	0-1	0-1	1-2	0-3/3	2	3	0	1	0	1
vs. Georgetown (11/26)	N	13	2-4	1-2	4-6	2-4/6	1	0	0	0	0	9
at Florida State (11/29)	N	14	5-6	2-3	0-0	0-3/3	1	0	1	0	0	12
Morris Brown (12/4)	N	14	1-4	0-1	0-1	1-0/1	2	1	0	1	0	2
at Marquette (12/7)	N	16	2-4	1-3	0-0	2-0/2	1	0	0	0	1	5
Bethune Cook (12/9)	N	12	1-1	0-0	0-0	0-1/1	2	1	1	1	0	2
La Tech (12/12)	N	11	0-4	0-2	0-0	1-0/1	3	1	1	1	1	0
Dartmouth (12/22)	N	21	0-1	0-1	0-1	0-2/2	2	0	0	0	3	0
Nebraska (12/28)	N	14	0-4	0-4	0-0	0-2/2	2	0	0	0	3	0
Centenary (12/30)	N	19	1-3	1-2	0-0	2-6/8	2	3	0	2	1	3
at Illinois (1/3)	N	16	1-1	0-0	0-0	1-3/4	3	2	2	1	0	2
Wisconsin (1/6)	N	10	0-1	0-0	0-0	1-0/1	1	0	0	0	0	0
at Ohio State (1/13)	N	15	0-2	0-1	0-0	3-2/5	0	0	2	0	1	0
Purdue (1/17)	N	12	0-0	0-0	0-0	0-3/3	2	0	0	0	0	0
Indiana (1/20)	N	19	0-3	0-2	2-2	0-1/1	1	2	1	0	2	2
Iowa (1/24)	N	19	3-4	1-2	0-0	0-2/2	4	0	1	0	4	7
at Purdue (1/27)	N	20	1-6	0-1	0-0	0-1/1	3	0	0	1	0	2
at Iowa (1/31)	N	21	0-6	0-3	0-0	0-5/5	1	1	2	0	0	0
Ohio State (2/3)	N	18	1-3	0-1	2-2	2-1/3	2	1	0	0	3	4
at Northwestern (2/6)	N	31	7-11	0-1	2-4	6-5/11	2	2	0	1	2	16
Michigan State (2/10)						Did Not Play						
Penn State (2/14)	N	22	3-6	1-1	0-0	3-5/8	0	0	1	1	1	7
at Michigan (2/17)	Y	25	6-8	4-4	2-2	3-3/6	5	0	2	0	1	18
at Wisconsin (2/21)	Y	33	2-4	0-2	0-0	0-5/5	3	2	0	0	0	4
at Indiana (2/28)	Y	30	2-4	2-4	2-2	3-2/5	4	1	0	1	0	8
Illinois (3/4)	Y	33	4-7	1-3	0-0	2-5/7	1	1	0	1	2	9
Purdue (3/8)	Y	23	0-4	0-1	0-0	0-2/2	5	0	1	0	2	0
Villanova (3/14)	Y	34	3-9	1-3	4-6	2-10/12	3	0	0	0	1	11

#31 STEVE ESSELINK

Forward • So. • 6-6 • 191 • Hills, Minn. • Augustana/Hills-Beaver Creek HS

Last Two Games: Did not score in seven minutes vs. Michigan State (1/5) • scored five points in his first Big Ten game at Illinois (1/2).

Notable: Had seven points and four assists at Texas Tech in a career-high 21 minutes • scored a career-high 12 points on 5-of-5 shooting, 2-of-2 from beyond the arc vs. Maryland-Eastern Shore • played nine minutes and had three assists vs. Oregon • scored five points in a career-high 14 minutes at Georgia • had five points, three rebounds and two assists vs. Eastern Washington • scored two points (his first as a Golden Gopher) and had three steals against UNC-Asheville • played 13 minutes vs. Mercer, was 0-3 from the field, grabbed three rebounds and added two assists • started both exhibitions • scored eight points on 4-of-8 shooting against UMD • scored six points against the Globetrotters • sat out the 2000-01 season due to NCAA transfer rules • transferred from Augustana College • averaged 6.2 points and 1.6 rebounds per game at Augustana • played in 29 games with three starts, averaging just more than 16 minutes per contest.

SEASON/CAREER HIGHS

Minutes: 21 at Texas Tech (12/30/01)

Points: 12 vs. Maryland-Eastern Shore (12/13/01)

Rebounds: 3 - three times; last vs. Nebraska (12/22/01)

Assists: 4 at Texas Tech (12/30/01)

Steals: 3 vs. UNC-Asheville (11/21/01)

Blocks: na

2001-02 Game-by-Game

Opponent (Date)	Start	Min.	Fg-Fa	3g-3a	Ftm-Fta	O-D/T	Pf.	Asst.	To.	Blk.	Stl.	Pts.
Mercer (11/17)	N	13	0-3	0-3	0-0	1-2/3	0	2	2	0	0	0
UNC-Asheville (11/21)	N	10	1-6	0-2	0-0	1-0/1	1	1	0	0	3	2
E. Washington (11/24)	N	9	2-2	1-1	0-0	0-3/3	0	2	0	0	0	5
at Wake Forest (11/27)	N	1	0-0	0-0	0-0	0-0/0	0	0	0	0	0	0
UT-Pan American	N	5	0-0	0-0	0-0	0-0/0	0	0	0	0	1	0
UNC-Wilmington (12/4)	N	DNP										
at Georgia (12/7)	N	14	2-4	1-2	0-0	1-1/2	0	1	1	0	0	5
Oregon (12/10)	N	9	0-3	0-3	0-0	0-0/0	0	3	1	0	0	0
Maryland-ES (12/13)	N	14	5-5	2-2	0-0	0-1/1	0	2	2	0	1	12
Nebraska (12/22)	N	8	1-3	0-0	0-0	2-1/3	1	0	3	0	0	2
at Texas Tech (12/30)	N	21	2-9	2-6	1-2	0-1/1	2	4	1	0	0	7
at Illinois (1/2)	N	14	2-2	1-1	0-0	0-1/1	4	0	1	0	0	5
Michigan State (1/5)	N	7	0-2	0-1	0-0	0-0/0	1	1	0	0	0	0

#15 KERWIN FLEMING

Guard • Sr. • 6-3 • 180 • Chicago, Ill. • Kennedy-King JC/Hillcrest HS

Last Two Games: Had six points, three rebounds, an assist and a steal in a season-high 28 minutes vs. Michigan State (1/5) • returned to the lineup at Illinois (1/2) and scored four points.

Notable: Sat out the Texas Tech game due to back spasms • had eight points and was 2-of-3 from beyond the arc in 20 minutes vs. Nebraska • scored eight points in 15 minutes vs. Maryland-Eastern Shore • had a season-high 14 points vs. Oregon in 23 minutes • scored five points and grabbed four rebounds at Georgia • had four points, five rebounds and two steals vs. UNC-Wilmington • had seven points and six rebounds vs. UT-Pan American • had a season-high nine points on 4-of-6 shooting and two assists at Wake Forest • had seven points, two assists, one block and one steal vs. Eastern Washington • scored six points vs. UNC-Asheville • scored five points vs. Mercer • last season, he finished 14th in Big Ten games with a .378 three-point field goal percentage • played in all 31 games, started one • scored 14 points in NIT win over Villanova (3/14/01) • scored a career-high 31 points in Big Ten Tournament vs. Purdue, just two points shy of the Big Ten Tournament single-game scoring record.

Milestones: Scored his 300th career point vs. Michigan State (1/5) • has scored in double figures in eight games during his career.

CAREER HIGHS

Minutes: 35 vs. Purdue (3/8/01)

Points: 31 vs. Purdue (3/8/01)

Rebounds: 9 vs. Michigan (2/17/01)

Assists: 3 - two times; last vs. Michigan St. (2/10/01)

Steals: 2 - four times; last vs. UNCW (12/4/01)

Blocks: 1 - three times; last vs. EWU (11/24/01)

SEASON HIGHS

Minutes: 28 vs. Michigan State (1/5/02)

Points: 14 vs. Oregon (12/10/01)

Rebounds: 6 vs. UT-Pan American (12/1/01)

Assists: 2 - three times; last vs. Oregon (12/10/01)

Steals: 2 vs. UNC-Wilmington (12/4/01)

Blocks: 1 vs. EWU (11/24/01)

2001-02 Game-by-Game

Opponent (Date)	Start	Min.	Fg-Fa	3g-3a	Ftm-Fta	O-D/T	Pf.Asst.	To.	Blk.	Stl.	Pts.
Mercer (11/17)	Y	23	2-8	1-4	0-0	0-1/1	3 1	0 0	0 1	5	
UNC-Asheville (11/21)	Y	18	3-8	0-2	0-0	0-0/0	2 1	0 0	0 0	6	
E. Washington (11/24)	N	17	2-6	0-2	3-4	1-1/2	3 2	2 1	1 1	7	
at Wake Forest (11/27)	N	14	4-6	1-2	0-0	0-1/1	4 2	1 0	0 0	9	
UT-Pan American (12/1)	N	18	1-3	1-1	4-4	1-5/6	2 1	4 0	0 0	7	
UNC-Wilmington (12/4)	N	19	2-4	0-1	0-0	2-3/5	2 1	2 0	2 4		
at Georgia (12/7)	N	26	2-13	0-4	1-2	1-3/4	3 1	1 0	0 5		
Oregon (12/10)	N	24	3-11	3-6	5-6	0-3/3	1 2	2 0	1 14		
Maryland-ES (12/13)	N	15	2-5	1-3	3-3	0-0/0	1 1	1 0	0 8		
Nebraska (12/22)	N	20	3-5	2-3	0-1	1-1/2	3 1	1 0	1 8		
at Texas Tech (12/30)			Did not play - injured								
at Illinois (1/2)	N	19	2-3	0-1	0-1	0-0/0	1 1	1 0	0 4		
Michigan State (1/5)	N	28	1-6	1-3	3-4	0-3/3	1 1	1 0	1 6		

2000-01 Game-by-Game

Opponent (Date)	Start	Min.	Fg-Fa	3g-3a	Ftm-Fta	O-D/T	Pf.Asst.	To.	Blk.	Stl.	Pts.
UNCG (11/17)	N	10	1-3	1-2	0-0	0-0/0	0 0	0 0	0 1	3	
Georgia (11/19)	N	7	1-3	0-1	0-0	0-2/2	0 1	1 0	0 0	2	
vs. Hawaii Pac (11/24)	N	11	0-3	0-1	0-0	0-0/0	1 1	0 0	0 0	0	
vs. TCU (11/25)	N	11	1-2	1-2	2-2	0-1/1	2 1	1 0	0 0	5	
vs. Georgetown (11/26)	N	10	0-3	0-1	1-2	0-0/0	1 1	0 0	0 0	1	
at Florida State (11/29)	N	9	1-2	0-0	2-5	0-1/1	0 0	0 0	0 4		
Morris Brown (12/4)	Y	22	1-6	1-3	0-0	0-1/1	1 1	2 0	2 3		
at Marquette (12/7)	N	6	0-2	0-2	0-0	0-0/0	2 0	0 0	0 0		
Bethune Cook (12/9)	N	18	3-5	1-3	2-2	0-2/2	2 1	0 1	0 9		
La Tech (12/12)	N	16	3-8	0-1	2-2	0-1/1	0 0	0 0	0 8		
Dartmouth (12/22)	N	12	2-4	1-2	0-0	0-1/1	1 3	3 0	0 5		
Nebraska (12/28)	N	13	1-3	1-2	0-0	1-0/1	0 0	1 0	0 3		
Centenary (12/30)	N	15	0-2	0-1	1-2	0-2/2	1 2	1 0	0 1		
at Illinois (1/3)	N	13	1-3	1-2	9-11	1-0/1	2 2	1 0	0 12		
Wisconsin (1/6)	N	14	1-4	1-3	0-0	0-2/2	0 1	0 1	0 3		
at Ohio State (1/13)	N	6	0-2	0-2	1-2	1-0/1	4 0	1 0	0 1		
Purdue (1/17)	N	6	3-5	1-3	0-0	0-1/1	0 0	0 0	1 7		
Indiana (1/20)	N	27	6-11	1-4	2-3	0-1/1	3 2	1 0	2 15		
Iowa (1/24)	N	18	3-6	3-5	0-3	1-1/2	5 2	0 0	0 9		
at Purdue (1/27)	N	18	2-6	0-3	1-2	1-1/2	3 0	3 0	0 5		
at Iowa (1/31)	N	7	0-3	0-2	0-0	0-0/0	0 0	1 0	0 0		
Ohio State (2/3)	N	19	4-8	3-4	2-2	0-1/1	3 1	1 0	2 13		
at Northwestern (2/6)	N	21	1-3	1-2	1-2	0-2/2	3 1	2 0	0 4		
Michigan State (2/10)	N	28	2-6	2-4	2-2	0-0/0	4 3	4 0	1 8		
Penn State (2/14)	N	23	3-10	1-1	1-2	1-2/3	2 1	3 1	0 8		
at Michigan (2/17)	N	28	3-6	0-0	7-10	2-7/9	2 2	1 0	1 13		
at Wisconsin (2/21)	N	13	0-3	0-2	0-0	0-0/0	3 0	1 0	0 0		
at Indiana (2/28)	N	26	3-11	3-5	8-10	1-3/4	3 2	1 0	0 17		
Illinois (3/4)	N	16	1-7	0-3	4-4	0-2/2	2 1	2 0	1 6		
Purdue (3/8)	N	35	8-15	5-10	10-15	0-0/0	4 1	3 0	1 31		
Villanova (3/14)	N	23	4-10	4-9	2-3	0-1/1	1 2	1 0	0 14		
Tulsa (3/19)	N	20	2-1	1-4	2-3	1-2/3	1 1	0 0	1 7		

#11 MAURICE HARGROW

Guard • Fr. • 6-4 • 175 • St. Paul, Minn. • Highland Park HS

Last Two Games: Did not play vs. Michigan State (1/5) • did not score in five minutes at Illinois (1/2).
Notable: Scored two points at Texas Tech in a career-high 15 minutes • returned to the lineup vs. Nebraska scoring two points and adding two assists in five minutes • did not play for the second consecutive game because of a broken nose vs. Maryland-Eastern Shore • did not play-injured vs. Oregon • scored seven points in 14 minutes at Georgia before breaking his nose • scored five points in 13 minutes vs. UNC-Wilmington • played seven minutes and scored four points vs. UT-Pan American • had two points and three rebounds vs. Eastern Washington in 11 minutes • scored 11 points in 11 minutes on 5-of-6 shooting against UNC-Asheville • scored seven points in 10 minutes vs. Mercer • was 1-of-2 from the field and 4-of-6 from the line.

SEASON/CAREER HIGHS

Minutes: 15 at Texas Tech (12/30/01)
Points: 11 vs. UNC-Asheville (11/21/01)
Rebounds: 3 - three times; last at Georgia (12/7/01)
Assists: 2 vs. Nebraska (12/22/01)
Steals: 1 - two times; last at Georgia (12/7/01)
Blocks: 1 at Georgia (12/7/01)

2001-02 Game-by-Game

Opponent (Date)	Start	Min.	Fg-Fa	3g-3a	Ftm-Fta	O-D/T	Pf.	Asst.	To.	Blk.	Stl.	Pts.
Mercer (11/17)	N	10	1-2	1-1	4-6	0-1/1	0	0	0	0	0	7
UNC-Asheville (11/21)	N	11	5-6	1-1	0-0	0-2/2	0	1	1	0	1	11
E. Washington (11/24)	N	11	1-2	0-0	0-0	1-2/3	1	0	1	0	0	2
at Wake Forest (11/27)	N	4	0-0	0-0	0-0	0-0/0	0	0	0	0	0	0
UT-Pan American (12/1)	N	7	1-4	0-1	2-2	1-2/3	0	0	0	0	0	4
UNC-Wilmington (12/4)	N	13	2-5	1-1	0-0	0-1/1	1	1	0	0	0	5
at Georgia (12/7)	N	14	3-7	1-2	0-0	1-2/3	0	0	1	1	1	7
Oregon (12/10)			Did not play - injured									
Maryland-ES (12/13)			Did not play - injured									
Nebraska (12/22)	N	5	1-2	0-0	0-0	0-0/0	1	2	1	0	0	2
at Texas Tech (12/30)	N	15	1-5	0-4	0-0	0-2/2	1	1	2	0	0	2
at Illinois (1/2)	N	5	0-2	0-1	0-0	0-0/0	0	0	0	0	0	0
Michigan State (1/5)			Did not play									

#40 JERRY HOLMAN

F/C • Jr. • 6-10 • 218 • St. Paul, Minn. • Mpls. Community & Tech Coll./Humboldt HS

Last Two Games: Had 16 points, on 6-of-7 shooting, three boards, a block and a steal in 23 minutes vs. Michigan State (1/5) • scored 10 points in his first Big Ten game at Illinois (1/2).

Notable: Had his first career start at Texas Tech, scored two points and grabbed two rebounds while battling foul trouble • had 15 points and a career-high eight rebounds vs. Maryland-Eastern Shore and tied a career-high 26 minutes • had four points, a block and two steals in 18 minutes vs. Oregon • scored seven points and blocked two shots at Georgia • had four points, four rebounds and a career-high four blocks vs. UNC-Wilmington • had eight points, two blocks and a steal vs. UT-Pan American • grabbed a season-high seven rebounds to go along with four points, a block and two steals at Wake Forest • had 14 points on 6-of-9 shooting, three rebounds, a block and two steals in 20 minutes vs. Eastern Washington • had 14 points, on 7-of-10 shooting, six rebounds, one assist, one block and two steals in 21 minutes vs. UNC-Asheville • scored 17 points in 18 minutes against Mercer • broke open the game in a 33 second stretch with six points, including two dunks, and a steal • was 6-of-8 from the field, 5-of-6 from the line, added six boards and a steal.

SEASON/CAREER HIGHS

Minutes: 26 - two times; last at UMES (12/13/01)
Points: 17 vs. Mercer (11/17/01)
Rebounds: 8 vs. Maryland-Eastern Shore (12/13/01)
Assists: 2 vs. Maryland-Eastern Shore (12/13/01)
Steals: 2 - four times; last vs. Oregon (12/10/01)
Blocks: 4 vs. UNC-Wilmington (12/4/01)

2001-02 Game-by-Game

Opponent (Date)	Start	Min.	Fg-Fa	3g-3a	Ftm-Fta	O-D/T	Pf.	Asst.	To.	Blk.	Stl.	Pts.
Mercer (11/17)	N	18	6-8	0-0	5-6	4-2/6	2	1	2	0	1	17
UNC-Asheville (11/21)	N	21	7-10	0-0	0-0	1-5/6	3	1	3	1	2	14
E. Washington (11/24)	N	20	6-9	0-0	2-4	1-2/3	4	0	3	1	2	14
at Wake Forest (11/27)	N	26	2-4	0-0	0-0	2-5/7	3	1	0	1	2	4
UT-Pan American (12/1)	N	21	4-9	0-0	0-0	0-1/1	3	1	0	2	1	8
UNC-Wilmington (12/4)	N	18	2-5	0-0	0-1	1-3/4	1	0	3	4	0	4
at Georgia (12/7)	N	23	1-8	0-0	5-6	2-2/4	2	1	3	2	0	7
Oregon (12/10)	N	18	2-4	0-0	0-0	2-1/3	1	1	2	1	2	4
Maryland-ES (12/13)	N	26	5-8	0-0	5-7	6-2/8	1	2	1	2	0	15
Nebraska (12/22)	N	14	2-3	0-0	1-2	1-2/3	3	1	1	0	0	5
at Texas Tech (12/30)	Y	16	1-8	0-0	0-0	1-1/2	5	0	2	0	0	2
at Illinois (1/2)	N	23	5-8	0-0	0-0	1-1/2	4	1	1	0	0	10
Michigan State (1/5)	N	23	6-7	0-0	4-5	1-2/3	2	0	0	1	1	16

#1/4 RICK RICKERT

Forward • Fr. • 6-10 • 202 • Duluth, Minn. • Duluth East HS

Last Two Games: Had 15 points on 6-of-8 shooting, four rebounds, two assists and three blocks vs. Michigan State (1/5) • scored five points and had one block and one steal at Illinois (1/2).
Notable: Scored 14 points, grabbed three boards and two steals vs. Nebraska • had five points and four rebounds vs. Maryland-Eastern Shore • scored a career-high 28 points and grabbed nine rebounds vs. Oregon in a career-high 36 minutes • 28 points was the most by a Golden Gopher freshman since Randy Carter had 29 against Northwestern on Jan. 26, 1991 • battled foul trouble against Georgia and scored seven points and grabbed seven rebounds • led the team with 13 points vs. UNC-Wilmington • also had four blocks and six rebounds • had eight points, five rebounds and four assists vs. UT-Pan American • had nine points, five rebounds, two assists and two steals in a season-high 32 minutes at Wake Forest • recorded team's first double-double of the season with 14 points and 10 rebounds vs. Eastern Washington • also had five blocks in the game, most by a Golden Gopher since Joel Pryzbilla had six on Feb. 5, 2000 • had 15 points, four rebounds, three assists and a block vs. UNC-Asheville • was 4-of-7 from the field, 3-of-6 from beyond the arc • had 17 points on 7-of-10 shooting in debut vs. Mercer • was 3-of-4 from three-point range • had six rebounds and four blocks.

SEASON/CAREER HIGHS

Minutes: 36 vs. Oregon (12/10/01)
Points: 28 vs. Oregon (12/10/01)
Rebounds: 10 vs. EWU (11/24/01)
Assists: 4 vs. UT-Pan American (12/1/01)
Steals: 2 - two times; last vs. Nebraska (12/22/01)
Blocks: 5 vs. EWU (11/24/01)

2001-02 Game-by-Game

Opponent (Date)	Start	Min.	Fg-Fa	3g-3a	Ftm-Fta	O-D/T	Pf.Asst.	To.	Blk.	Stl.	Pts.
Mercer (11/17)	Y	23	7-10	3-4	0-0	3-3/6	3 1	0	4	0	17
UNC-Asheville (11/21)	Y	30	4-7	3-6	4-4	2-2/4	2 3	0	1	1	15
E. Washington (11/24)	Y	27	4-5	1-1	5-8	2-8/10	2 2	2	5	1	14
at Wake Forest (11/27)	Y	32	4-9	1-3	0-0	2-3/5	2 2	1	0	2	9
UT-Pan American (12/1)	Y	28	4-15	0-4	0-0	1-4/5	1 4	1	0	2	8
UNC-Wilmington (12/4)	Y	32	6-12	1-6	0-0	2-4/6	2 1	3	4	0	13
at Georgia (12/7)	Y	21	3-6	1-4	0-0	3-4/7	4 0	2	0	1	7
Oregon (12/10)	Y	36	11-17	2-4	4-7	3-6/9	3 0	1	0	0	28
Maryland-ES (12/13)	Y	22	1-6	0-1	3-3	1-3/4	1 1	1	1	1	5
Nebraska (12/22)	Y	29	6-12	1-6	1-3	1-2/3	4 0	2	0	2	14
at Texas Tech (12/30)	Y	17	1-4	0-2	0-0	0-4/4	5 0	0	0	0	2
at Illinois (1/2)	Y	20	2-6	1-3	0-1	1-0/1	4 1	4	1	1	6
Michigan State (1/5)	Y	33	6-8	1-1	2-2	1-3/4	2 2	1	3	0	15

#3 AARON ROBINSON

Guard • Fr. • 5-9 • 160 • Rockford, Ill. • Guilford HS

Last Two Games: Did not play vs. Michigan State • had a rebound in four minutes at Illinois.
Notable: Tied a career-high with two steals and an assist vs. Nebraska • had a career-high four assists in a career-high 14 minutes vs. Maryland-Eastern Shore • had three points in eight minutes vs. UNC-Wilmington • had two points, two assists and a steal in six minutes vs. UT-Pan American • had five points, two assists and two steals vs. Eastern Washington • played eight minutes and had two assists vs. UNC-Asheville • scored his first point as a Golden Gopher and had three assists and a steal vs. Mercer in 12 minutes • had one board and one assist vs. UMD • had one rebound and two assists vs. the Globetrotters.

SEASON/CAREER HIGHS

Minutes: 14 vs. Maryland-Eastern Shore (12/13/01)
Points: 5 vs. EWU (11/24/01)
Rebounds: 3 vs. Mercer (11/17/01)
Assists: 4 vs. Maryland-Eastern Shore (12/13/01)
Steals: 2 - two times; last vs. Nebraska (12/22/01)
Blocks: 1 vs. Maryland-Eastern Shore (12/13/01)

2001-02 Game-by-Game

Opponent (Date)	Start	Min.	Fg-Fa	3g-3a	Ftm-Fta	O-D/T	Pf.Asst.	To.	Blk.	Stl.	Pts.
Mercer (11/17)	N	12	0-3	0-1	1-2	0-3/3	4 3	0	0	1	1
UNC-Asheville (11/21)	N	8	0-3	0-1	0-0	0-0/0	1 2	1	0	1	0
E. Washington (11/24)	N	13	1-3	1-1	2-2	0-0/0	2 2	1	0	2	5
at Wake Forest (11/27)	N	3	0-0	0-0	0-0	0-0/0	0 0	1	0	0	0
UT-Pan American (12/1)	N	6	0-0	0-0	2-4	0-0/0	1 2	2	0	1	2
UNC-Wilmington (12/4)	N	8	1-3	1-1	0-0	0-2/2	1 0	1	0	1	3
at Georgia (12/7)	N	5	0-1	0-1	0-2	0-1/1	0 0	3	0	0	0
Oregon (12/10)	N	4	0-0	0-0	0-0	0-0/0	0 0	1	0	0	0
Maryland-ES (12/13)	N	14	0-2	0-1	0-0	1-1/2	3 4	2	1	0	0
Nebraska (12/22)	N	10	0-2	0-2	0-0	0-0/0	0 1	0	0	2	0
at Texas Tech (12/30)	N	6	0-1	0-1	0-0	0-0/0	0 0	1	0	1	0
at Illinois (1/2)	N	4	0-0	0-0	0-1	0-0/0	1 0	1	0	0	0
Michigan State (1/5)											Did not play

MINNESOTA Michigan State	70	Game 13
	67	January 5, 2002 Williams Arena Minneapolis, Minn.
Attendance: 16,500		

Recap: The Golden Gophers earned their first Big Ten victory of the season, downing No. 17 Michigan State, 70-67, in front of 13,696 fans. It also was Minnesota's first victory over a ranked opponent since a 54-49 victory Jan. 6, 2001, against No. 12 Wisconsin. Jerry Holman came off the bench to score 16 points, including 10 in the first half, for the Gophers. The 6-10 junior was 6-of-7 from the field and 4-of-5 from the free-throw line. Rick Rickert added 15 points, while Michael Bauer reached double figures for the second consecutive game with 12 tallies.

Minnesota	Min	FG-A	FT-A	R	A	Pt	Michigan State	Min	FG-A	FT-A	R	A	Pt
Bauer, F	33	4-9	1-3	3	3	12	Wolfe, F	29	3-15	4-5	12	1	11
Rychart, F	23	3-7	3-4	5	2	9	Anderson, F	20	2-3	2-2	2	1	6
Rickert, C	33	6-8	2-2	4	2	15	Anagonye, F	37	5-9	1-3	7	1	11
Burleson, G	23	1-6	3-4	2	2	5	Hill, G	38	8-14	3-3	4	2	25
Bennett, G	30	1-4	5-7	3	1	7	Torbert, G	36	4-12	1-2	7	4	11
Fleming	28	1-6	3-4	3	1	6	Ishbia	1	0-0	0-0	0	0	0
Esseilink	7	0-2	0-0	0	1	0	Bograkos	25	1-2	0-1	4	1	3
Holman	23	6-7	4-5	3	0	16	Andreas	13	0-0	0-0	1	0	0
TEAM				3			Westrick	10	0-0	0-0	1	0	0
Totals	200	22-49	21-29	26	12	70	TEAM				3		
							Totals	200	23-55	11-16	41	10	67

Halftime: Minnesota 37, MSU 30 3-Pt Goals: Minn - 5-16 (Bauer 3-6, Rickert 1-1, Burleson 0-4, Bennett 0-1, Fleming 1-3, Esseilink 0-1) MSU - 10-21 (Wolfe 1-5, Hill 6-10, Torbert 2-5, Bograkos 1-1)
Turnovers: Minnesota 11, MSU 17 **Personal Fouls:** Minnesota 17, MSU 24
Technical: none **Fouled Out:** MSU-Anderson, Anagonye **Att:** 13,696

University of Minnesota
 Minnesota Golden Gophers Season Schedule/Results & Leaders (as of Jan 08, 2002)
 All games

RECORD:	OVERALL	HOME	AWAY	NEUTRAL
ALL GAMES.....	(8-5)	(8-1)	(0-4)	(0-0)
CONFERENCE.....	(1-1)	(1-0)	(0-1)	(0-0)
NON-CONFERENCE.....	(7-4)	(7-1)	(0-3)	(0-0)

DATE	TIME	OPPONENT		SCORE	ATTEND	HIGH POINTS	HIGH REBOUNDS
11/17/01	4:05	MERCER BEARS	W	80-59	12534	(18)Bauer, Michael	(9)Rychart, Dusty
11/21/01	7:05 p.m.	NORTH CAROLINA-ASHEVILLE	W	92-65	12188	(19)Bauer, Michael	(7)Rychart, Dusty
11/24/01	7:05 p.m.	EASTERN WASHINGTON EAGLES	W	86-68	12533	(17)Bauer, Michael	(10)Rickert, Rick
11/27/01	9:30 pm	at Wake Forest	L	79-85	9227	(22)Rychart, Dusty	(13)Rychart, Dusty
12/1/01	1:05 p.m.	UT-PAN AMERICAN BRONCS	W	89-72	12110	(19)Bennett, Travarus	(6)Rychart, Dusty
							(6)Fleming, Kerwin
12/4/01	7:05 p.m.	UNC-WILMINGTON SEAHAWKS	L	50-58	12069	(13)Rickert, Rick	(6)Rickert, Rick
12/07/01	7:30 p.m.	at Georgia Bulldogs	L	55-77	7158	(10)Rychart, Dusty	(11)Rychart, Dusty
12/10/01	6:00 p.m.	OREGON DUCKS	W	75-72	12610	(28)Rickert, Rick	(9)Rickert, Rick
12/13/01	7:05 p.m.	MARYLAND-EASTERN SHORE HAWKS	W	95-48	12155	(17)Rychart, Dusty	(10)Rychart, Dusty
12/22/01	7:05 p.m.	NEBRASKA CORNHUSKERS	W	81-72	13435	(18)Rychart, Dusty	(9)Rychart, Dusty
12/30/01	3:15 pm	at Texas Tech	L	60-80	14232	(20)Rychart, Dusty	(10)Bennett, Travarus
01/02/02	7:00 pm	* at University of Illinois	L	53-76	16500	(16)Bauer, Michael	(7)Bennett, Travarus
1/5/02	3:30 p.m.	* MICHIGAN STATE SPARTANS	W	70-67	13696	(16)Holman, Jerry	(5)Rychart, Dusty

* - Conference game

ATTENDANCE SUMMARY	GAMES	TOTALS	AVG/GAME
HOME.....	9	113330	12592
AWAY.....	4	47117	11779
NEUTRAL.....	0	0	0
TOTAL.....	13	160447	12342

University of Minnesota
Minnesota Golden Gophers Combined Team Statistics (as of Jan 08, 2002)
All games

RECORD :	OVERALL	HOME	AWAY	NEUTRAL
ALL GAMES	(8-5)	(8-1)	(0-4)	(0-0)
CONFERENCE	(1-1)	(1-0)	(0-1)	(0-0)
NON-CONFERENCE	(7-4)	(7-1)	(0-3)	(0-0)

##	Player	GP-GS	Min--Avg	---TOTAL---		---3-PTS---		FT-FTA	Pct	----REBOUNDS----				PF	FO	A	TO	Blk	Stl	Pts	Avg
				FG-FGA	Pct	3FG-FGA	Pct			Off	Def	Tot	Avg								
45	Rychart, Dusty.....	13-13	356 27.4	62-128	.484	7-19	.368	35-46	.761	41	53	94	7.2	31	0	27	26	3	11	166	12.8
01	Rickert, Rick.....	13-13	350 26.9	59-117	.504	15-45	.333	19-28	.679	22	46	68	5.2	37	1	17	18	19	11	152	11.7
41	Bauer, Michael.....	13-12	334 25.7	52-123	.423	20-60	.333	25-34	.735	19	37	56	4.3	31	1	17	18	19	9	149	11.5
21	Bennett, Travarus..	13-11	335 25.8	37-81	.457	14-34	.412	33-46	.717	32	26	58	4.5	27	0	18	13	8	27	121	9.3
40	Holman, Jerry.....	13-1	267 20.5	49-91	.538	0-0	.000	22-31	.710	23	29	52	4.0	34	1	10	21	15	11	120	9.2
15	Fleming, Kerwin....	12-2	240 20.0	27-78	.346	10-32	.313	19-25	.760	6	21	27	2.3	26	0	15	16	1	7	83	6.9
12	Burleson, Kevin....	13-13	337 25.9	25-84	.298	11-46	.239	14-20	.700	9	17	26	2.0	29	1	68	24	4	21	75	5.8
11	Hargrow, Maurice...	10-0	95 9.5	15-35	.429	4-11	.364	6-8	.750	3	12	15	1.5	4	0	5	6	1	2	40	4.0
31	Esselink, Steve....	12-0	125 10.4	15-39	.385	7-21	.333	1-2	.500	5	10	15	1.3	9	0	15	11	0	5	38	3.2
30	Lorang, Justin.....	6-0	24 4.0	4-8	.500	0-1	.000	0-3	.000	0	3	3	0.5	0	0	0	2	0	0	8	1.3
03	Robinson, Aaron....	12-0	93 7.8	2-18	.111	2-9	.222	5-11	.455	1	7	8	0.7	13	0	14	14	1	9	11	0.9
35	Chall, Randy.....	6-0	14 2.3	0-2	.000	0-0	.000	1-2	.500	0	3	3	0.5	2	0	0	0	0	1	1	0.2
24	Bolden, Tyree.....	6-0	15 2.5	0-3	.000	0-1	.000	1-2	.500	1	2	3	0.5	2	0	0	2	0	0	1	0.2
05	Hokenson, Wade....	6-0	15 2.5	0-2	.000	0-1	.000	0-0	.000	0	3	3	0.5	0	0	1	1	0	0	0	0.0
TEAM.....										30	23	53	4.1	0		2					
Total.....		13	2600	347-809	.429	90-280	.321	181-258	.702	192	292	484	37.2	245	4	207	174	71	114	965	74.2
Opponents.....		13	2600	302-706	.428	97-260	.373	198-275	.720	157	311	468	36.0	238	-	179	224	50	90	899	69.2

TEAM STATISTICS	MINN	OPP	DATE	OPPONENT	W/L	SCORE	ATTEND
SCORING.....	965	899	11/17/01	MERCER BEARS	W	80-59	12534
Points per game.....	74.2	69.2	11/21/01	NORTH CAROLINA-ASHEVILLE	W	92-65	12188
Scoring margin.....	+5.1	-	11/24/01	EASTERN WASHINGTON EAGLES	W	86-68	12533
FIELD GOALS-ATT.....	347-809	302-706	11/27/01	at Wake Forest	L	79-85	9227
Field goal pct.....	.429	.428	12/1/01	UT-PAN AMERICAN BRONCS	W	89-72	12110
3 POINT FG-ATT.....	90-280	97-260	12/4/01	UNC-WILMINGTON SEAHAWKS	L	50-58	12069
3-point FG pct.....	.321	.373	12/07/01	at Georgia Bulldogs	L	55-77	7158
3-pt FG made per game..	6.9	7.5	12/10/01	OREGON DUCKS	W	75-72	12610
FREE THROWS-ATT.....	181-258	198-275	12/13/01	MARYLAND-EASTERN SHORE HAWKS	W	95-48	12155
Free throw pct.....	.702	.720	12/22/01	NEBRASKA CORNHUSKERS	W	81-72	13435
REBOUNDS.....	484	468	12/30/01	at Texas Tech	L	60-80	14232
Rebounds per game.....	37.2	36.0	*01/02/02	at University of Illinois	L	53-76	16500
Rebounding margin.....	+1.2	-	*1/5/02	MICHIGAN STATE SPARTANS	W	70-67	13696
ASSISTS.....	207	179					
Assists per game.....	15.9	13.8					
TURNOVERS.....	174	224					
Turnovers per game.....	13.4	17.2					
Turnover margin.....	+3.8	-					
Assist/turnover ratio..	1.2	0.8					
STEALS.....	114	90					
Steals per game.....	8.8	6.9					
BLOCKS.....	71	50					
Blocks per game.....	5.5	3.8					
WINNING STREAK.....	1	-					
Home win streak.....	4	-					
ATTENDANCE.....	113330	47117					
Home games-Avg/Game....	9-12592	4-11779					
Neutral site-Avg/Game..	-	0-0					

SCORE BY PERIODS:	1st	2nd	Total
-----	-----	-----	-----
Minnesota Golden Gophers.....	473	492	965
Opponents.....	392	507	899

University of Minnesota
 Minnesota Golden Gophers Team Game-by-Game (as of Jan 08, 2002)
 All games

TEAM STATISTICS

Opponent	Date	Score	W/L	---TOTAL---		--3-PTRS--		---FT-FTA		---REBOUNDS---					---PTS---					
				FGA	Pct	3FGA	Pct	Off	Def	Tot	Avg	PF	A	TO	Blk	Stl	Pts	Avg		
MERCER BEARS	11/17/01	80-59	W	28-69	.406	9-29	.310	15-24	.625	20	26	46	46.0	21	19	10	5	10	80	80.0
NORTH CAROLINA-ASHEVI	11/21/01	92-65	W	39-74	.527	6-17	.353	8-11	.727	20	19	39	42.5	13	26	12	4	15	92	86.0
EASTERN WASHINGTON EA	11/24/01	86-68	W	30-55	.545	9-21	.429	17-28	.607	10	23	33	39.3	20	21	17	10	12	86	86.0
at Wake Forest	11/27/01	79-85	L	30-73	.411	9-26	.346	10-12	.833	20	21	41	39.8	23	9	11	2	7	79	84.2
UT-PAN AMERICAN BRONC	12/1/01	89-72	W	29-61	.475	8-17	.471	23-27	.852	14	23	37	39.2	20	16	16	8	11	89	85.2
UNC-WILMINGTON SEAHAW	12/4/01	50-58	L	19-52	.365	7-20	.350	5-9	.556	10	26	36	38.7	19	11	16	12	5	50	79.3
at Georgia Bulldogs	12/07/01	55-77	L	19-66	.288	4-24	.167	13-20	.650	21	26	47	39.9	17	7	20	6	7	55	75.9
OREGON DUCKS	12/10/01	75-72	W	26-65	.400	6-24	.250	17-23	.739	15	20	35	39.2	14	13	9	2	9	75	75.8
MARYLAND-EASTERN SHOR	12/13/01	95-48	W	32-58	.552	9-19	.474	22-28	.786	13	29	42	39.6	15	25	13	6	9	95	77.9
NEBRASKA CORNHUSKERS	12/22/01	81-72	W	29-60	.483	9-25	.360	14-21	.667	14	19	33	38.9	19	18	11	3	11	81	78.2
at Texas Tech	12/30/01	60-80	L	22-73	.301	6-29	.207	10-15	.667	18	23	41	39.1	28	16	11	1	4	60	76.5
at University of Illi	01/02/02	53-76	L	22-54	.407	3-13	.231	6-11	.545	10	18	28	38.2	19	14	17	4	6	53	74.6
MICHIGAN STATE SPARTA	1/5/02	70-67	W	22-49	.449	5-16	.313	21-29	.724	7	19	26	37.2	17	12	11	8	8	70	74.2
Minnesota Golden Gophers		965		347-809	.429	90-280	.321	181-258	.702	192	292	484	37.2	245	207	174	71	114	965	74.2
Opponents		899		302-706	.428	97-260	.373	198-275	.720	157	311	468	36.0	238	179	224	50	90	899	69.2

Games played: 13
 Points/game: 74.2
 FG Pct: 42.9
 3FG Pct: 32.1
 FT Pct: 70.2

Rebounds/game: 37.2
 Assists/game: 15.9
 Turnovers/game: 13.4
 Assist/turnover ratio: 1.2
 Steals/game: 8.8
 Blocks/game: 5.5

University of Minnesota
 Minnesota Golden Gophers Game-by-Game Points-Rebounds-Assists (as of Jan 08, 2002)
 All games

Opponent	Date	Score	WL	01	03	05	11	12	15	21	24	30
				RICKERT, R	ROBINSON, R	HOKENSON, H	HARGROW, M	BURLESON, B	FLEMING, K	BENNETT, T	BOLDEN, TY	LORANG, JU
MERCER BEARS	11/17/01	80-59	W	17- 6- 1	1- 3- 3	0- 0- 0	7- 1- 0	4- 3- 4	5- 1- 1	1- 1- 4	0- 0- 0	0- 1- 0
NORTH CAROLINA-ASHEVILL	11/21/01	92-65	W	15- 4- 3	0- 0- 2	0- 0- 0	11- 2- 1	0- 2-11	6- 0- 1	11- 5- 1	1- 1- 0	4- 1- 0
EASTERN WASHINGTON EAGL	11/24/01	86-68	W	14-10- 2	5- 0- 2	0- 0- 0	2- 3- 0	6- 2- 8	7- 2- 2	7- 3- 1	0- 0- 0	2- 0- 0
at Wake Forest	11/27/01	79-85	L	9- 5- 2	0- 0- 0	DNP	0- 0- 0	12- 0- 4	9- 1- 2	12- 7- 0	DNP	DNP
UT-PAN AMERICAN BRONCS	12/1/01	89-72	W	8- 5- 4	2- 0- 2	DNP	4- 3- 0	10- 3- 6	7- 6- 1	19- 4- 0	0- 0- 0	0- 0- 0
UNC-WILMINGTON SEAHAWKS	12/4/01	50-58	L	13- 6- 1	3- 2- 0	DNP	5- 1- 1	8- 2- 5	4- 5- 1	0- 0- 0	DNP	DNP
at Georgia Bulldogs	12/07/01	55-77	L	7- 7- 0	0- 1- 0	0- 1- 1	7- 3- 0	4- 0- 1	5- 4- 1	8- 6- 2	DNP	DNP
OREGON DUCKS	12/10/01	75-72	W	28- 9- 0	0- 0- 0	DNP	DNP	6- 1- 5	14- 3- 2	11- 5- 0	DNP	DNP
MARYLAND-EASTERN SHORE	12/13/01	95-48	W	5- 4- 1	0- 2- 4	0- 1- 0	DNP	5- 4- 8	8- 0- 1	16- 2- 2	0- 2- 0	2- 0- 0
NEBRASKA CORNHUSKERS	12/22/01	81-72	W	14- 3- 0	0- 0- 1	DNP	2- 0- 2	9- 0- 5	8- 2- 1	8- 5- 1	DNP	DNP
at Texas Tech	12/30/01	60-80	L	2- 4- 0	0- 0- 0	DNP	2- 2- 1	6- 5- 5	DNP	15-10- 3	0- 0- 0	0- 1- 0
at University of Illino	01/02/02	53-76	L	5- 1- 1	0- 0- 0	0- 1- 0	0- 0- 0	0- 2- 4	4- 0- 1	6- 7- 3	DNP	DNP
MICHIGAN STATE SPARTANS	1/5/02	70-67	W	15- 4- 2	DNP	DNP	DNP	5- 2- 2	6- 3- 1	7- 3- 1	DNP	DNP

Opponent	Date	Score	WL	31	35	40	41	45
				ESSELINK, E	CHALL, RAN	HOLMAN, JE	BAUER, MIC	RYCHART, D
MERCER BEARS	11/17/01	80-59	W	0- 3- 2	0- 1- 0	17- 6- 1	18- 8- 1	10- 9- 2
NORTH CAROLINA-ASHEVILL	11/21/01	92-65	W	2- 1- 1	0- 1- 0	14- 6- 1	19- 2- 3	9- 7- 2
EASTERN WASHINGTON EAGL	11/24/01	86-68	W	5- 3- 2	1- 0- 0	14- 3- 0	17- 2- 0	6- 2- 4
at Wake Forest	11/27/01	79-85	L	0- 0- 0	DNP	4- 7- 1	11- 5- 0	22-13- 0
UT-PAN AMERICAN BRONCS	12/1/01	89-72	W	0- 0- 0	DNP	8- 1- 1	13- 4- 1	18- 6- 1
UNC-WILMINGTON SEAHAWKS	12/4/01	50-58	L	DNP	DNP	4- 4- 0	3- 5- 1	10- 4- 2
at Georgia Bulldogs	12/07/01	55-77	L	5- 2- 0	0- 0- 0	7- 4- 1	2- 4- 1	10-11- 0
OREGON DUCKS	12/10/01	75-72	W	0- 0- 3	DNP	4- 3- 1	2- 7- 0	10- 5- 2
MARYLAND-EASTERN SHORE	12/13/01	95-48	W	12- 1- 2	0- 0- 0	15- 8- 2	15- 2- 3	17-10- 2
NEBRASKA CORNHUSKERS	12/22/01	81-72	W	2- 3- 0	DNP	5- 3- 1	15- 4- 3	18- 9- 4
at Texas Tech	12/30/01	60-80	L	7- 1- 4	DNP	2- 2- 0	6- 6- 0	20- 8- 3
at University of Illino	01/02/02	53-76	L	5- 1- 0	0- 1- 0	10- 2- 1	16- 4- 1	7- 5- 3
MICHIGAN STATE SPARTANS	1/5/02	70-67	W	0- 0- 1	DNP	16- 3- 0	12- 3- 3	9- 5- 2

University of Minnesota
 Minnesota Golden Gophers Game-by-Game Highs (as of Jan 08, 2002)
 All games

Opponent	Date	Score	WL	POINTS	REBOUNDS	ASSISTS	STEALS	BLOCKED SHOTS
MERCER BEARS	11/17/01	80-59	W	18-Bauer, Michae	9-Rychart, Dust	4-Bennett, Trav Burleson, Kev	3-Bennett, Trav	4-Rickert, Rick
NORTH CAROLINA-ASHEVILLE	11/21/01	92-65	W	19-Bauer, Michae	7-Rychart, Dust	11-Burleson, Kev	4-Bennett, Trav	1-Holman, Jerry Rychart, Dust Bauer, Michae Rickert, Rick
EASTERN WASHINGTON EAGLES	11/24/01	86-68	W	17-Bauer, Michae	10-Rickert, Rick	8-Burleson, Kev	4-Bennett, Trav	5-Rickert, Rick
at Wake Forest	11/27/01	79-85	L	22-Rychart, Dust	13-Rychart, Dust	4-Burleson, Kev	2-Holman, Jerry Rickert, Rick	1-Burleson, Kev Holman, Jerry
UT-PAN AMERICAN BRONCS	12/1/01	89-72	W	19-Bennett, Trav	6-Fleming, Kerw Rychart, Dust	6-Burleson, Kev	4-Burleson, Kev	3-Bennett, Trav
UNC-WILMINGTON SEAHAWKS	12/4/01	50-58	L	13-Rickert, Rick	6-Rickert, Rick	5-Burleson, Kev	2-Fleming, Kerw Burleson, Kev	4-Rickert, Rick Holman, Jerry
at Georgia Bulldogs	12/07/01	55-77	L	10-Rychart, Dust	11-Rychart, Dust	2-Bennett, Trav	1-Chall, Randy Rychart, Dust Hargrow, Maur Rickert, Rick Bauer, Michae Burleson, Kev Bennett, Trav	2-Bauer, Michae Holman, Jerry
OREGON DUCKS	12/10/01	75-72	W	28-Rickert, Rick	9-Rickert, Rick	5-Burleson, Kev	4-Burleson, Kev	1-Bauer, Michae Holman, Jerry
MARYLAND-EASTERN SHORE HA	12/13/01	95-48	W	17-Rychart, Dust	10-Rychart, Dust	8-Burleson, Kev	3-Bauer, Michae	2-Holman, Jerry
NEBRASKA CORNHUSKERS	12/22/01	81-72	W	18-Rychart, Dust	9-Rychart, Dust	5-Burleson, Kev	4-Bennett, Trav	3-Bauer, Michae
at Texas Tech	12/30/01	60-80	L	20-Rychart, Dust	10-Bennett, Trav	5-Burleson, Kev	2-Rychart, Dust	1-Burleson, Kev
at University of Illinois	01/02/02	53-76	L	16-Bauer, Michae	7-Bennett, Trav	4-Burleson, Kev	3-Rychart, Dust	1-Rickert, Rick Rychart, Dust Bennett, Trav Bauer, Michae
MICHIGAN STATE SPARTANS	1/5/02	70-67	W	16-Holman, Jerry	5-Rychart, Dust	3-Bauer, Michae	4-Bennett, Trav	4-Bauer, Michae

MINNESOTA



Golden Gopher

BASKETBALL

Minnesota Media Relations
BB contact: Kyle Coughlin
 Assistant Media Relations Director
Phone: 612.625.4090
Fax: 612.625.0359
email: cough002@umn.edu

Minnesota Men's Media Relations, 516 15th Ave. SE, 244 Bierman Field Athletic Building, Minneapolis, Minn. 55455

www.gophersports.com

2001-02 SCHEDULE

Date	Opponent	Time/Result
Nov. 8	Harlem Globetrotters (exh.)	L, 70-79
Nov. 12	Minnesota-Duluth (exh.)	W, 67-59
Nov. 17	Mercer	W, 80-59
Nov. 21	UNC-Asheville	W, 92-65
Nov. 24	Eastern Washington	W, 86-68
Nov. 27	at Wake Forest* (ESPN2)	L, 79-85
Dec. 1	Texas Pan-American	W, 89-72
Dec. 4	UNC-Wilmington	L, 50-58
Dec. 7	at Georgia	L, 55-77
Dec. 10	Oregon (ESPN2)	W, 75-72
Dec. 13	Maryland-Eastern Shore	W, 95-48
Dec. 22	Nebraska	W, 81-72
Dec. 30	at Texas Tech (KSTC-Ch. 45)	L, 60-80
Jan. 2	at #7 Illinois (KSTC-Ch. 45)	L, 53-76
Jan. 5	#17 Michigan State (VSN/Ch. 45)	W, 70-67
Jan. 9	Michigan (KSTC-Ch. 45)	W, 90-82
Jan. 12	at Purdue (KSTC-Ch. 45)	W, 87-71
Jan. 16	at Wisconsin (KSTC-Ch. 45)	L, 64-73
Jan. 19	at Michigan (KSTC-Ch. 45)	L, 69-71
Jan. 26	Ohio State (KSTC-Ch. 45)	3:30 p.m.
Jan. 30	Penn State (KSTC-Ch. 45)	7:00 p.m.
Feb. 2	Indiana (KSTC-Ch. 45)	3:30 p.m.
Feb. 9	at Iowa (KSTC-Ch. 45)	2:00 p.m.
Feb. 13	at Northwestern (KSTC-Ch. 45)	7:00 p.m.
Feb. 16	Wisconsin (KSTP-Ch. 5)	1:30 p.m.
Feb. 21	at Michigan State (ESPN)	6:00 p.m.
Feb. 23	at Penn State (KSTP-Ch. 5)	11:15 a.m.
Feb. 27	Northwestern (VSN/Ch. 45)	7:00 p.m.
Mar. 2/3	Illinois (Ch. 45/CBS)	7/3:00 p.m.
Mar. 7-10	Big Ten Tournament (Conseco Fieldhouse, Indianapolis, Ind.)	

*Times and dates subject to change
 All times central.
 VSN = Victory Sports Network
 * Big Ten/ACC Challenge*

Minnesota Golden Gophers
 (10-7, 3-3 Big Ten)

vs.

#20/23 Ohio State Buckeyes
 (15-2, 6-0 Big Ten)

Jan. 26, 2002 • 3:30 p.m.
 Williams Arena
 Minneapolis, Minn.



Television: KSTC-Ch. 45 (ESPN+)
 Jim Barbar (pbp), Bill Hosket (analyst)
Radio: WCCO AM 830
 Dave Lee (pbp), Kevin Lynch (analyst)

THE MATCHUP

After a 1-2 roadtrip, the Golden Gophers start a three-game homestand against the Ohio State Buckeyes at Williams Arena. It will be the only meeting between the two teams this season. The Buckeyes stand atop the conference standings at 6-0 and ride an nine-game winning streak heading into the Barn. Minnesota had an off date on Wednesday. The Buckeyes defeated Michigan on Thursday, 69-47.

SCOUTING THE BUCKEYES

Easily the surprise of the season, Ohio State arrives in Minneapolis as the only Big Ten team with an undefeated conference record and a 15-2 overall mark. The Buckeyes have the best defense in the Big Ten only allowing 58.0 points per game while scoring 73.4. OSU is largely a perimeter team that starts three guards - seniors Brian Brown and Boban Savovic and junior Brent Darby. Brown is regarded as one of the best guards in the conference and is proving it this season by leading the Bucks with a 15.3 ppg average, 17.7 against conference foes. Savovic is second on the team at 12.2 ppg and Darby is third at 11.4.

**records involve games later vacated by Minnesota due to NCAA infractions.*

THE SERIES

Ohio State leads the series 71-50. The Buckeyes won both meetings last season. Dan Monson is 0-4 lifetime against Ohio State. Jim O'Brien is 5-1 against the Golden Gophers as the Ohio State head coach.
Last Year's Results:
 Jan. 13, 2001 OSU 75, MN 72 (Columbus)
 Feb. 3, 2001 OSU 73, MN 66 (Williams Arena)
Last OSU win: Feb. 3, 2001 OSU 73, MN 66 (Williams Arena)
Last Minnesota win:
 Jan. 24, 1998 UM 76, OSU 53 (Williams Arena)

WHAT'S NEXT

Minnesota continues a three-game homestand against the Penn State Nittany Lions on Wednesday. The game will start at 7 p.m., and can be seen locally on KSTC-Ch. 45.

PROBABLE STARTING LINEUPS

MINNESOTA	PPG	RPG	OTHER	OHIO STATE	PPG	RPG	OTHER
F Dusty Rychart	13.5	7.4	51% fg	F Zach Williams	10.4	6.1	58% fg
F Michael Bauer	11.3	4.4	23 blks	C Velimir Radinovic	3.4	2.5	12 blks
F Rick Rickert	12.4	5.2	22 blks	G Brent Darby	11.4	3.0	2.8 apg
G Kevin Burleson	7.4	2.1	5.2 apg	G Brian Brown	15.3	4.2	2.9 apg
G Travarus Bennett	8.5	4.6	37 stls	G Boban Savovic	12.2	3.8	4.3 apg

Officials: Tom Rucker, Dan Chrisman, Lenny Memminger

HEAD COACH DAN MONSON



Now entering his third season in charge of the Minnesota basketball program, Dan Monson has again established himself as one of the best young coaches in the college ranks and has thrust the Golden Gophers back onto the national scene.

Despite scholarship limitations and injuries to two key starters, Monson brought the Maroon and Gold to the postseason in just his second year. An NIT appearance and a second-round loss to eventual champion Tulsa did nothing to dampen the remarkable job Monson and his staff did in 2000-01. Monson's Minnesota record is 40-37 and his overall four-year coaching record is 92-54.

Monson has also shown the country that he can be an effective recruiter. Monson's second recruiting class in Gold Country netted one of the top 10 classes in the nation, according to many recruiting publications. National Junior College All-American Jerry Holman and McDonald's All-American Rick Rickert will make an immediate impact in 2001-02.

Monson was named the Minnesota head coach on July 24, 1999. In his first year at the helm of the Minnesota program, Monson led the Golden Gophers to a 12-16 finish which included a six-game winning streak (11/20-12/11).

Monson led the Gonzaga Bulldogs within a breath of the Final Four three years ago. Along the way, his team defeated such notable NCAA powers as Stanford (82-74), Florida (73-72) and the Golden Gophers (75-63), before bowing out to eventual national champion Connecticut, 67-62.

Monson spent 11 years building the Gonzaga program. He began as an assistant coach in 1988 and spent six years laying the groundwork for the Bulldogs' success. In 1994-95, he was elevated to associate head coach under Head Coach Dan Fitzgerald who was also the athletics director. Three years later, Monson took over full control of the Gonzaga program. He had an immediate impact, leading the Bulldogs to a West Coast Conference title and advancing to the second round of the NIT. Along the way, the team set a school record for wins with 24. Monson was the first coach in West Coast Conference history to capture the regular-season title in his rookie season. For his efforts, his WCC peers voted him Coach of the Year and *Basketball Times* accorded him national Rookie Coach of the Year. His record in two seasons as head coach of the Zags was 52-17, with an impressive 4-2 mark in postseason play.

MICHIGAN RECAP

The Michigan Wolverines were able to steal a 71-69 victory over Minnesota, Saturday afternoon in Ann Arbor, Mich., as Bernard Robinson Jr. hit a running jumper with 3.3 seconds remaining for the win. It was the first loss for the Golden Gophers in their last four meetings with Michigan, as Minnesota fell to 10-7 overall and 3-3 in the Big Ten Conference.

Minnesota hit seven consecutive shots, capped by three-pointers by Rick Rickert and Kerwin Fleming, to take a 48-45 lead with 11:50 to go in the second half. The Golden Gophers continued on a 12-2 run to extend their lead to 10 points, but Michigan continued to fight back.

With just over four minutes to play, Michigan's leading scorer, LaVell Blanchard fouled out after scoring a game-high 20 points with Minnesota holding a 59-55 lead. Two minutes later, Wolverine freshman guard Avery Queen drilled a three-pointer to get Michigan within one, 65-64. Minnesota senior Dusty Rychart then calmly stepped to the charity stripe and hit his only two free throw attempts of the game to put the Golden Gophers ahead, 67-64. But another Michigan freshman guard, Dommanic Ingerson, hit a three-pointer to tie the game. After Michigan (7-8, 3-3) took the lead on a Chris Young basket, Minnesota's Kevin Burleson responded by hitting a leaning jumper to tie the game at 69 with 7.5 seconds, prior to Robinson's game-winner.

Minnesota was led by its front line, which accounted for 75 percent of the team's scoring. Sophomore Michael Bauer led the Gophers in scoring for the fifth time this season, with 17 points. Rickert scored 15 points, while Rychart added 14 and nine rebounds, just missing his fifth double-double of the season.

The Golden Gophers started the game quickly, scoring nine of the game's first 11 points (six by Rickert), but both teams struggled during a sloppy first half. Minnesota took a 29-28 lead into intermission, as the two squads combined to shoot just 32 percent from the field and commit 16 turnovers. Michigan's first basket did not come until nearly six minutes had passed in the game.

With Minnesota leading 11-4, the Wolverines went on a 10-0 run, which was ended by a Rychart jumper with 9:24 left in the stanza. The Golden Gophers retook the lead as Maurice Hargrow came off the bench to provide a spark. The freshman from St. Paul drilled a three-pointer and added a pair of free throws to give Minnesota an 18-14 lead with 8:45 to go in the half.

MICHIGAN GAME NOTES

- Kevin Burleson recorded eight assists to move him into the top 10 all-time with 222 career assists. Burleson is in ninth place on the list. Walter Bond holds the eight spot with 235 career assists.
- With 14 points, Dusty Rychart moved into 24th place on the career scoring list passing Eric Magdanz (2960-63). Rychart has 1,093 career points and is three points behind George Kline (1954-58) and four points behind Voshon Lenard

STATISTICAL COMPARISON

Minnesota vs. Ohio State

Category	OSU	MINN
Record	17-2	10-7
Scoring Average	73.4	75.0
Opponent Scoring	58.0	70.4
Scoring Margin	+15.4	+4.6
Rebound Average	35.0	36.5
Opponent Rebounds	28.4	33.9
Rebound Margin	+6.6	+2.6
Field Goal Pct.	.499	.452
Opponent Field Goal Pct.	.407	.425
3-Point Field Goal Pct.	.363	.335
Free Throw Pct.	.644	.704
Assists Average	15.9	15.6
Turnovers Average	13.9	14.8
Blocks Average	2.5	4.9
Steals Average	6.3	8.1

(1991-94, 1,097 points).

- The loss was Dan Monson's first against Michigan.
- It was Minnesota's first loss when the Gophers attempted more free throws than their opponent (7-1)
- Travarus Bennett recorded four steals in a game for the fifth time this season.
- Rychart scored in double figures for the 13th time this season and 62nd time in his career.
- Rick Rickert scored in double figures for the 10th time this season.
- Michael Bauer scored in double figures for the 11th time this season and 26th time in his career.

MINNESOTA QUICK FACTS

University Information

Location: Minneapolis, Minn.
Enrollment: 45,615
Colors: Maroon & Gold
Conference: Big Ten
Arena: Williams Arena (14,625)
President: Mark Yudof
Vice President/Chief of Staff: Tonya Moten Brown
Faculty Athletics Representative: Dr. Richard Weinberg
Director of Men's Athletics: Tom Moe

Team Information

Head Coach: Dan Monson (Idaho, 1985)
Career Record: 92-54 (four+ years)
Record at Minnesota: 40-37 (two+ years)
Associate Head Coach: Mike Petersen (third year)
Assistant Coaches: Bill Walker (third year), Arthur Prevost (third year)
Dir. of BB Operations: Vic Couch (second year)
2000-01 Overall Record: 18-14 (reached second round of NIT)
2000-01 Big Ten Record/Finish: 5-11 (9th)
Lettermen Returning/Lost: 7/3

MEDIA INFORMATION

PRACTICE ACCESS

As a rule, practice will be open to the media for the first 30 minutes of each workout except on game days. This is subject to change at the coaches discretion. All player interviews will be conducted before practice in the half hour preceding the team's workout. Coach Monson will be available for brief interviews during the first half hour of practice. Practice on weekdays is usually 2-5 p.m. Please check with Kyle Coughlin about practice times and all interview requests at least 24 hours in advance.

POSTGAME PROCEDURES:

Minnesota complies with an equal-access policy. Following a 10 minute cooling-off period, both coaches are available in the Interview Room on the lower level of the east end of Williams Arena. Minnesota players are available in the players lounge area adjacent to the Gopher locker room following the cooling-off period. Visiting team players generally conduct their player interviews in the lower level hallway outside their locker room.

GOLDEN GOPHERS ON THE INTERNET:

Minnesota Golden Gopher basketball stats, releases and game notes are available on the internet at www.gophersports.com. Information on the Big Ten Conference is available via the internet at www.bigten.org.

BIG TEN TELECONFERENCE:

When: Every Monday from 9-11 a.m. (central)
How long: Beginning Jan. 7, with the final call scheduled for Mar. 4, 2002.
Who: Each Big Ten men's head coach is invited to participate on the weekly teleconferences. Participation will not be mandatory, therefore, some coaches may not be available each week.
Call: Contact the Big Ten office at 847-696-1010 for the teleconference phone number and play-back number.

Order of Appearance

9:00 a.m. Bill Self, Illinois
 9:10 a.m. Steve Alford, Iowa
9:20 a.m. Dan Monson, Minnesota
 9:30 a.m. Bill Carmody, Northwestern
 9:40 a.m. Jerry Dunn, Penn State
 9:50 a.m. Gene Keady, Purdue
 10:00 a.m. Tom Izzo, Michigan State
 10:10 a.m. Bo Ryan, Wisconsin
 10:20 a.m. Tommy Amaker, Michigan
 10:30 a.m. Jim O'Brien, Ohio State
 10:40 a.m. Mike Davis, Indiana
 10:50 a.m. Player of the Week (if available)

BURLESON HAS BIG WEEK

Last week, Kevin Burleson found his scoring touch for the first time this season from his point guard position. At Purdue on Jan. 12, Burleson scored a career-high 24 points, on 7-of-13 shooting, and dished out five assists. Earlier in the week against Michigan (1/9), Burleson scored a then season-high 19 points (16 in the second half) to go along with his four assists to lead the Gophers to a victory.

RYCHART SURPASSES 1,000 CAREER POINTS

Senior forward Dusty Rychart became the 31st player in Golden Gopher basketball history to score more than 1,000 points. The former walk-on scored 20 points at Texas Tech and moved into the top 30 on the scoring list. Currently, Rychart stands in 24th place with 1,093 points in his career. George Kline who played from 1954-58, stands in 23rd with 1,096 points.

THE MOST OVERLOOKED BIG TEN PLAYER

Fifth-year senior forward Dusty Rychart doesn't get the recognition or the credit he deserves around the conference or country. Rychart added to his ever-growing double-double total at Wisconsin on Jan. 16 with 17 points and 10 rebounds. He has four double-doubles on the season and 18 for his career. Rychart's other double-doubles this season are: 17 points and 10 rebounds vs. Maryland-Eastern Shore on Dec. 13; at Georgia on Dec. 7 (10 points and 11 rebounds); and at Wake Forest 22 points, 13 rebounds on Nov. 27.

Rychart stands third among active Big Ten players in career double-doubles. Reggie Evans of Iowa has 33 and LaVell Blanchard of Michigan has 21.

Rychart was the only player in the league last season to finish ranked in the top 10 in scoring (10th - 14.6 ppg), rebounding (5th - 8.0 rpg) and field goal percentage (10th - .504). Yet he was not voted onto any of the three All-Big Ten teams after last season. The former walk-on and returning two-year starter at power forward also finished ranked in the top 10 overall in free throw percentage (5th - .832), offensive rebounds (3rd - 3.13 pg) and defensive rebounds (7th - 4.84).

"Dusty is the epitome of this program," said Monson. "He may not be the most physically-gifted player, or tall enough or quick enough all the time, but this game is about productivity and Dusty has out-produced a lot of players in this league."

Rychart was featured in the Jan. 21st edition of *ESPN the Magazine*.

MAYBE HE'S NOT SO OVERLOOKED

Rychart was named Co-Big Ten Player of the Week for his play against Wake Forest and UT-Pan American. Rychart nearly averaged a double-double the week of Nov. 26, producing 20.0 points and 9.5 rebounds while shooting 59.3 percent from the floor. The senior co-captain opened the week with his first double-double of the season, and 15th of his career, with 22 points and 13 boards in a narrow loss at Wake Forest in the ACC/Big Ten Challenge. Rychart followed that performance by recording 18 points, on 8-of-12 shooting, and six rebounds in

GOPHERS IN THE RECORD BOOKS

Kevin Burleson

CATEGORY	NO.	RANK
Career Three Pointers Made	102	6th
Career Three Pointers Attempted	307	5th
Career Assists	222	9th

Dusty Rychart

CATEGORY	PCT.	ATT.	RANK
Free Throw Percentage	.777	227-292	t-5th
Field Goal Percentage	.506	422-834	t-7th

Needs 5 points to move into 22nd place on career scoring list.

Michael Bauer

CATEGORY	NO.	RANK
Career Three Pointers Made	65	10th

just 23 minutes in a win over Texas-Pan American. It was the third player of the week honor for Rychart in his career.

RICKERT MAKES IMMEDIATE IMPACT

No one has arrived in Gold Country with as much anticipation or fanfare as freshman forward Rick Rickert. So far, he has lived up to the advanced billing. In the last three games, Rickert is averaging 17.3 points per contest. Rickert was huge in the Gophers first road win of the season at Purdue on Jan. 12. Rickert scored 24 points, on 8-of-12 shooting, had seven boards two steals and an assist in 35 minutes.

Against Oregon (Dec. 10) on national television, Rickert erupted for 28 points and nine rebounds to lead the Golden Gophers to a three-point victory. It was the most points scored by a Gopher freshman since Randy Carter scored 29 against Northwestern on Jan. 26, 1991. And it was also the most points scored by any true freshman in the Big Ten since 1998. He recorded Minnesota's first double-double of the year with 14 points and 10 rebounds vs. Eastern Washington (11/24). He also had five blocks vs. the Eagles, the most by a Golden Gopher since Joel Pryzbilla had six on Feb. 5, 2000.

THE LIFE AND TIMES OF MICHAEL BAUER

Redshirt sophomore forward Michael Bauer has scored in double figures in 11 of 17 games this season. He is averaging 11.3 points per game. Against Illinois in the Big Ten opener, Bauer led the team with 16 points in his return to the starting lineup. Bauer came off the bench at Texas Tech due to a twisted ankle he suffered during practice. At Michigan on Jan. 19, Bauer led the team with 17 points on 7-of-15 shooting in 33 minutes.

It hasn't been an easy two seasons for Bauer. He was forced to sit out his true freshman year when an ankle injury he suffered in the preseason did not heal properly. He broke his arm at Purdue last season and sat out the final 12 games. Before his arm injury last season, Bauer was third on the team in scoring, averaging 11.4 points per game (12.0 in Big Ten games) and second on the team in rebounding

IN THE PAINT ON FOX SPORTS NET

"In the Paint" with Dan Monson will be seen on Fox Sports North this season. The program will air 15 times during the 2001-02 season. Starting on December 10, fans can catch a half-hour show dedicated to the Golden Gopher basketball program hosted by Mike Max.

Monday, Dec. 10 — 5 p.m.
Wednesday, Dec. 12 — 2 p.m. (replay)
Monday, Dec. 17 — 7 p.m.
Wednesday, Dec. 19 — 2 p.m. (replay)
Monday, Dec. 24 — 7 p.m.
Wednesday, Dec. 26 — 2 p.m. (replay)
Wednesday, Jan. 2 — 6:30 p.m.
Monday, Jan. 7 — 5 p.m.
Monday, Jan. 14 — 7 p.m.
Monday, Jan. 21 — 7 p.m.
Monday, Jan. 28 — 7 p.m.
Monday, Feb. 4 — 7 p.m.
Monday, Feb. 11 — 7 p.m.
Monday, Feb. 18 — 7 p.m.
Monday, Feb. 25 — 5 p.m.
Monday, Mar. 4 — 5 p.m.
Monday, Mar. 11 — 5 p.m.
Monday, Mar. 18 — 5 p.m.

GOLDEN GOPHER RADIO NETWORK

Since the 1930s, WCCO Radio has been the home of Golden Gopher basketball. A new deal, signed this past summer, assures the Maroon and Gold at least five more years on the "Good Neighbor". Dave Lee will call his first season of Gopher hoops in 2001-02 and be joined by former Gopher Kevin Lynch, who will serve as the analyst all season on WCCO AM 830. Fans of Golden Gopher basketball outside the Twin Cities can catch all the action on the following stations in their area:

Albert Lea, KATE AM 1450
Austin, KAUS AM 1480
Detroit Lakes, KDLM AM 1340
Duluth, KDAL AM 610
Fargo, N.D., KFGO AM 790
Grand Rapids, KOZY AM 1320
Marshall, KMHL AM 1400
Owatonna, KRFO AM 1390
Rochester, KROC AM 1340
Windom, KDOM AM 1580
Windom, KDOM FM 94.3
Winona, KWNO AM 1230

GOLDEN GOPHERS ON THE WEB

All Golden Gopher games can be heard on the world wide web at www.gophersports.com. If you are outside the WCCO Radio broadcast range, go to gophersports.com and catch all the action. Also available at gophersports.com for home games are live stats. Follow the game as it happens courtesy of Minnesota Men's Athletics, Yahoo and gophersports.com.

at 4.8 rebounds per game. He also led the team in blocks (30) and three-point shooting with a .432 shooting percentage from behind the arc.

BURLESON LEARNS THE GIFT OF GIVING

After playing his first two seasons at the 2-guard, junior Kevin Burleson has adjusted to the point guard role very quickly and very well. At Illinois, Burleson recorded his 200th career assist. With eight assists at Michigan, Burleson moved into ninth place on the all-time assists list with 222. Walter Bond stands in eighth place with 235 career assists. Burleson is second overall in the Big Ten with 88 assists and third in assist to turnover ratio with a 2.38 ratio (88 asst. vs. 37 TOs).

Against UNC-Asheville, Burleson had a career-high 11 assists (previous high was seven). It was the most assists by a Gopher since J.B. Bickerstaff had 10 on Nov. 24, 2000 at Hawaii-Pacific. He is the first to record more than 10 assists since Arriel McDonald dished 13 assists against Iowa on March 5, 1994 (game went to triple overtime). Burleson's 11 assists ranks in a tie for the sixth-best game total in school history. The next game vs. Eastern Washington, he dished out eight assists. He also had eight assists vs. Maryland-Eastern Shore on Dec. 13.

THE GLUE GUY - TRAVARUS BENNETT

Every successful team needs a player that brings it all together, a player that does all the little things. Senior guard/forward Travarus Bennett is the Gophers "glue guy." Against Texas Tech, Bennett recorded his first double-double of the season with 15 points and 10 rebounds. It was his second double-double of his career (at Northwestern (2/6/01).

One of the best defenders in the conference, Bennett is fourth overall in the Big Ten with an average of 2.18 steals per game. He has recorded four steals in a game five times this season, the last being at Michigan on Jan. 19.

He can also contribute on the offensive end averaging 8.5 points per game. Bennett leads the team in three-point FG pct. with a .447 mark. He notched a career-high 19 points vs. UT-Pan American shooting 5-of-8 from the field and 3-of-4 from three point range.

THE PLASTIC MAN OFF THE BENCH

Junior center Jerry Holman has taken on the role of sparkplug off the bench. With his wide reach and versatile athletic ability, Holman has raised havoc on both ends of the floor. In his first three conference game. Holman scored in double figures in each contest. Versus Michigan (1/9), he scored 12 points, three boards, three assists and three blocks in a career high 30 minutes. At Illinois (1/2), Holman scored 10 points in 23 minutes and followed that with a team-leading 16 points in 23 minutes vs. Michigan State (1/5). His one-handed tomahawk dunk with :43 left was the clincher for the Gophers against the Spartans.

Holman is fifth overall with a .545 field goal percentage (61-112) and second in Big Ten games (23-36, .639). He is averaging 8.5 points in just 20.3

MINNYY-NOTES

- Minnesota's 12 blocks against UNC-Wilmington was a season-high and tied for the third-best total in school history. The block total is the most since blocking 12 at Arizona State on Nov. 27, 1991.
- Minnesota had a season-low nine turnovers against Oregon while forcing 18 Duck TOs.
- Minnesota's 47-point win over Maryland-Eastern Shore was the third-largest margin of victory in school history, and the largest since the Golden Gophers defeated South Dakota State, 78-25 (12/3/45) {including vacated games, it is the sixth-largest.}
- The 95 points against Maryland-Eastern Shore is the most Minnesota has scored since defeating TCU, 107-99, on Nov. 25, 2000. It is also the second-best point total by Minnesota under Dan Monson.
- Maryland-Eastern Shore's 31.6 percent field goal percentage is lowest by a Minnesota opponent in the Monson era.
- Nebraska's 59.1 percentage from three-point range on Dec. 22 is the highest of any Golden Gopher opponent since Iowa shot 64 percent (9-14) from behind the arc on 1/24/01.
- Minnesota is 3-0 in Big Ten home openers under Dan Monson.
- When Minnesota defeated Michigan State on Jan. 5, it was the Gophers first win against a ranked team since defeating 12th-ranked Wisconsin 54-49 on Jan. 6, 2001 (span of six games).
- Minnesota shot 69.4 percent from the field (34-49) against Michigan (1/9), the third-best percentage in school history. It's the best performance since shooting 71.1% at Indiana on Feb. 11, 1984.
- Minnesota shot 61.5 percent from three-point range (8-13) vs. the Wolverines (1/9), also the third-best percentage in school history.
- Minnesota's 90 points vs. Michigan (1/9) is the second-best point total in a Big Ten game under Monson. The high of 93 was also against Michigan (2/17/01)
- Minnesota's 81.8 field goal percentage (18-22) in the second half vs. Michigan (1/9) is the fourth-best percentage in a half and the best since shooting .833 at Indiana on Feb. 11, 1984.
- Minnesota won for the first time at Purdue (1/12) since 1997 and for only the second time since 1982.

minutes per game. Defensively, Holman has 12 steals and 19 blocks. Against UNC-Wilmington, Holman recorded a career-high four blocks.

HOLMAN GOES INTERNATIONAL

Junior center Jerry Holman was a member of 2001 Tournament of the Americas Team. Holman, a National Junior College All-American, competed in the COPABA Tournament of the Americas that was held Aug. 15-26 in Neuquen, Argentina.

The U.S. was 3-3 in the tournament and did not advance to the medal round. Holman scored 24

CAREER RECORDS

SCORING

Name	Points
1. Mychal Thompson (1975-78)	1,992
2. Willie Burton (1987-90)	1,800
3. Randy Breuer (1980-83)	1,777
4. Sam Jacobson (1995-98)	1,709
5. Kevin McHale (1977-80)	1,704
6. Quincy Lewis (1995-99)	1,614
7. Tommy Davis (1982-85)	1,481
8. Trent Tucker (1979-82)	1,445
9. Chuck Mencil (1952-55)	1,391
10. Marc Wilson (1983-86)	1,386
11. Kevin Lynch (1988-91)	1,355
12. Tom Kondla (1966-68)	1,350
13. Ron Johnson (1958-60)	1,335
14. Lou Hudson (1964-66)	1,329
15. Arriel McDonald (1991-94)	1,273
16. Melvin Newbern (1988-90)	1,224
17. Jim McIntyre (1946-49)	1,223
18. Archie Clark (1964-66)	1,199
19. Randy Carter (1991-94)	1,186
20. Darryl Mitchell (1979-82)	1,182
21. Osborne Lockhart (1974-78)	1,106
22. Voshon Lenard (1991-94)	1,097
23. George Kline (1954-58)	1,096
24. Dusty Rychart (1998-1999)	1,093
25. Eric Magdanz (1960-63)	1,083
26. Mark Hall (1978-82)	1,072
John Shasky (1982-86)	1,072
28. Eric Hill (1968-71)	1,057
29. Jim Brewer (1970-73)	1,009
30. Dick Garmaker (1953-55)	1,008
31. Larry Mikan (1967-70)	1,007

THREE-POINT FIELD GOALS

Name	3-FG
1. Sam Jacobson (1995-98)	173
2. Voshon Lenard (1991-94)	137
3. Quincy Lewis (1995-99)	127
4. Kevin Lynch (1988-91)	117
5. Terrance Simmons (1998-2001)	108
6. Kevin Burleson (1999-2000)	102
7. Arriel McDonald (1991-94)	100
8. Townsend Orr (1992-94)	96
9. Willie Burton (1987-90)	82
10. Michael Bauer (1999-2000)	65

ASSISTS

Name	Asst
1. Arriel McDonald (1991-94)	547
2. Marc Wilson (1983-86)	375
3. Melvin Newbern (1988-90)	369
4. Kevin Lynch (1988-90)	301
5. Ray Williams (1976-77)	296
6. Flip Saunders (1974-77)	295
7. Osborne Lockhart (1975-78)	268
8. Walter Bond (1988-91)	235
9. Kevin Burleson (1999-2000)	222
10. Trent Tucker (1979-82)	219

points, grabbed 13 rebounds and had six blocks in the tournament.

THREE TRANSFERS COME HOME

The Golden Gophers welcomed three transfers over the summer who are not eligible to play this season due to NCAA transfer rules. Ben Johnson, Brent Lawson and Matt Smriga, all native Minnesotans, will be eligible to play at the beginning of the 2002-03 season. Until then, they will be members of the Golden Gopher scout team during practice.

Johnson, from Minneapolis, Minn., and DeLaSalle High School, transferred from Northwestern where he was a two-year letterwinner and the leading scorer for the Wildcats as a freshman. Lawson, from Maple Grove, Minn., transferred from St. Francis (PA) where he started 21 games as a freshman and was sixth on the team with a 5.3 ppg average. Smriga, from Apple Valley, Minn., played in 17 games as a freshman at Kent State.

THE STORY OF TWO NUMBERS

Freshman forward Rick Rickert will wear two different numbers this season depending on the color of his jersey. Gold jersey (home) #1. Maroon jersey (road) #4. Why? His first choice for a number was #14. Sorry, Lou Hudson was #14 and that jersey is retired. His second choice? #44. Well, Kevin McHale wore #44 and that's also in the Williams Arena rafters. So, Rickert gets the best of both worlds.

THE THREE CAPTAINS

The Golden Gophers voted on and named three captains for the 2001-02 squad. They are senior forward Dusty Rychart, junior guard Kevin Burleson and sophomore forward Michael Bauer. It is the first such honor for these players.

SCHILLING TRANSFERS

Junior guard Shane Schilling decided to transfer from the University of Minnesota, it was announced on October 29. Schilling was suspended indefinitely by Coach Monson on Oct. 27 for violation of team rules. Schilling started 31 games in 2000-01 and averaged 8.4 points per game.

BARN MAGIC

The Golden Gophers hold one of the best home-court advantages in college basketball. The U of M holds a 615-239 (.720) record in their beloved Williams Arena. Under Monson, the Gophers have posted a 30-11 record at home.

Nicknamed "the Barn", Williams Arena was named the sixth-best college basketball arena in the country by CBS Sportsline in 2001. As noted in the *Street & Smith's Sports Business Journal*, Williams Arena is tied for the fifth-oldest Division I Basketball Arenas.

Oldest Division I Basketball Arenas

1. Fordham University, Rose Hill Gymnasium
Opened - 1925 (cap. 3,470)
2. Harvard University, Ray Lavietes Pavilion
Opened - 1926 (cap. 2,195)
2. University of Oregon, McArthur Court
Opened - 1926 (cap. 9,738)

4. University of Pennsylvania, The Palestra
Opened - 1927 (cap. 8,700)

5. **University of Minnesota, Williams Arena**
Opened - 1928 (cap. 14,625)

5. Butler University, Hinkle Fieldhouse
Opened - 1928 (cap. 11,043)

THE GOPHERS ON TV

Nineteen Golden Gopher basketball games will be seen on television this season. Along with three national broadcasts on ESPN and ESPN2, Golden Gopher basketball can be seen locally on KSTC-TV Ch. 45 in conjunction with Victory Sports Network. Eleven games, starting with the Dec. 30 game at Texas Tech, will be broadcast on Ch. 45. Five Saturday Big Ten games will be produced by ESPN Regional and carried locally on either KSTP-Ch. 5 or KSTC-Ch. 45. Please refer to the schedule on the first page for television information.

HAGEN RECEIVES SCHOLARSHIP

Dan Monson announced Monday, Jan. 14 that Jeff Hagen will receive a basketball scholarship from the University of Minnesota. Hagen's aid will begin with the second semester this school year.

Hagen, a sophomore center from Minnetonka, Minn., is redshirting this season. As a freshman, he averaged 1.9 points and 1.2 rebounds per game.

RECORD WHEN...

Home	9-1
Away	1-6
Nonconference	7-4
Conference	3-3
Leading at half	7-4
Trailing at half	3-2
Tied at half	0-1
Leading with 5:00 left	10-2
Trailing with 5:00 left	0-5
Tied with 5:00 left	0-0
Shooting 50% or better from the field	5-0
Shooting less than 50% from the field	5-7
Opp. shoot 50% or better from the field	1-0
Opp. shoot less than 50% from the field	9-7
Make more 3s than opponent	2-3
Opponent makes more 3s	7-3
3s are equal	1-1
More FT attempts than opponent	7-1
Opponent had more FT attempts	3-5
FT attempts are equal	0-1
Outrebound opponent	8-3
Outrebounded by opponent	2-4
Fewer turnovers than opponent	8-2
More turnovers than opponent	1-4
Turnovers are equal	1-1
Bench outscores opponent's bench	5-4
Opponent's bench outscores MN bench	5-3
Score 70 points or more	10-2
Score less than 70 points	0-5
Hold opponent for less than 70 points	5-1
Opponent scores 70 points or more	5-6
Games decided by 1-5 points	2-1
Games decided by 6-10 points	2-3
Games decided by 11-15 points	0-0
Games decided by more than 15 points	6-3
November	3-1
December	4-3
January	3-3
February	0-0
March	0-0
When Rickert wears #1 (Gold)	9-1
When Rickert wears #4 (Maroon)	1-6
On ESPN or ESPN2	1-1
On ESPN Regional	3-3

Miscellaneous Stats

Current streak	Lost 2
Homecourt streak	Won 5
Neutral streak	Lost 1
Road streak	Lost 2

2001-02 STARTING LINEUPS

Games	Forward	Forward	Center	Guard	Guard	Record
1-2	Rychart	Bauer	Rickert	Fleming	Burleson	2-0
3-10, 12-17	Rychart	Bauer	Rickert	Bennett	Burleson	8-6
11	Rychart	Rickert	Holman	Bennett	Burleson	0-1

MISCELLANEOUS STATISTICS

ATTENDANCE	G	Total	Average
Home	10	126,502	12,650
Away	7	87,571	12,510
Total	17	214,073	12,593

DUNK -0- METER

Jerry Holman	19
Michael Bauer	7
Rick Rickert	5
Kevin Burleson	2
Maurice Hargrow	2
Dusty Rychart	1

DOUBLE-DOUBLES

Dusty Rychart	4
Rick Rickert	1
Travarus Bennett	1

DOUBLE-FIGURE SCORING

Dusty Rychart	13
Michael Bauer	11
Rick Rickert	10
Jerry Holman	7
Travarus Bennett	6
Kevin Burleson	4
Maurice Hargrow	1
Kerwin Fleming	1
Steve Esselink	1

20-POINT GAMES

Dusty Rychart	2
Rick Rickert	2
Kevin Burleson	1

DOUBLE-FIGURE REBOUNDS

Dusty Rychart	4
Rick Rickert	1
Travarus Bennett	1

DOUBLE-FIGURE ASSISTS

Kevin Burleson	1
----------------	---

GAMES MISSED DUE TO INJURY/ILLNESS

Maurice Hargrow	2
Kerwin Fleming	1

FOULED OUT

Rick Rickert	2
Kevin Burleson	2
Kerwin Fleming	2
Jerry Holman	1
Michael Bauer	1

2001-02 GOLDEN GOPHER ROSTER

NO.	NAME	POS	HT	WT	YR	PPG	RPG	NOTE
1/4	Rick Rickert	F	6-10	202	Fr.	12.4	5.2	scored in double figures the past 3 games
3	Aaron Robinson	G	5-9	160	Fr.	0.7	0.5	did not play at Michigan
5	Wade Hokenson	G	5-9	160	So.	0.0	0.5	walk-on; has played in three games
11	Maurice Hargrow	G	6-4	175	Fr.	4.0	1.4	5 points in 12 minutes at Michigan
12	Kevin Burleson**	G	6-3	190	Jr.	7.4	2.1	had eight assists at Michigan
15	Kerwin Fleming*	G	6-3	180	Sr.	6.8	2.3	9 pts., 2 assts. at Wisconsin
21	Travarus Bennett*	F	6-7	205	Sr.	8.5	4.6	had 4 stls for the 5th time this season at MI
24	Tyree Bolden	F	6-5	190	So.	0.2	0.5	walk-on; scored first career point vs. UNCA
30	Justin Lorang	G/F	6-5	190	Sr.	1.3	0.5	walk-on; has played in three games
31	Steve Esselink	F	6-6	191	So.	2.6	1.1	had a big 3 at Purdue in second half
35	Randy Chall	F	6-5	215	So.	0.2	0.5	walk-on; scored first career point vs. EWU
40	Jerry Holman	F/C	6-10	218	Jr.	8.5	3.6	second in Big Ten games with .639 fg%
41	Michael Bauer*	F	6-8	205	So.	11.3	4.4	10th on career 3-pointers list
42	Jeff Hagen*	C	6-11	250	So.	na	na	redshirting the 2001-02 season
45	Dusty Rychart***	F	6-7	210	Sr.	13.5	7.4	18 career double-doubles

* Number of letters earned

#41 MICHAEL BAUER

Forward • So. • 6-8 • 205 • Hastings, Minn. • Hastings HS

Last Two Games: Led team with 17 points at Michigan (1/19) • had seven points, seven rebounds, two blocks and a steal at Wisconsin (1/16).

Notable: One of three team captains • scored 15 points, grabbed seven rebounds and blocked two shots vs. Michigan (1/9) • had 12 points, three assists, three rebounds and four blocks in season-high 33 minutes vs. Michigan State (1/5) • led team with 16 points at Illinois (1/2) • came off the bench for the first time at Texas Tech due to an ankle injury, scored six points and grabbed six boards • had 15 points, four rebounds, three assists, three blocks and a steal vs. Nebraska • had 15 points, on 5-of-8 shooting, three assists and a career-high three steals in 19 minutes vs. Maryland-Eastern Shore • had 13 points, four rebounds and two blocks vs. UT-Pan American • scored 11 points and grabbed five rebounds at Wake Forest • led the team for the third straight game in scoring with 17 points against Eastern Washington • was 6-of-9 from the floor, 2-of-4 from three-point range • led the team for the second straight game with 19 points against UNC-Asheville • led team with 18 points and grabbed eight boards vs. Mercer • was 8-of-12 from the floor and 2-of-3 from three-point range • last season, suffered a season-ending injury (broken forearm) after scoring 12 points and grabbing eight rebounds in loss to Purdue (1/27/01).

Milestones: Ranks 10th in career three-point field goals with 65 • scored his 400th career point vs. Michigan State on Jan. 5 • set school season record for three-point field goal percentage with a .415 mark (34-82) in 2001 • has scored in double figures 26 times in his career • has recorded double-digit rebounds in two games during his career.

CAREER HIGHS

Minutes: 35 vs. Georgia (11/19/00)
Points: 21 vs. Georgia (11/19/00)
Rebounds: 12 vs. Morris Brown (12/4/00)
Assists: 4 - two times; last vs. Nebraska (12/28/00)
Steals: 3 vs. Maryland-Eastern Shore (12/13/01)
Blocks: 4 - three times; last vs. MSU (1/5/02)

SEASON HIGHS

Minutes: 33, two times; last at Wisconsin (1/16/02)
Points: 19 vs. UNC-Asheville (11/21/01)
Rebounds: 8 vs. Mercer (11/17/01)
Assists: 3 - five times; last at Purdue (1/12/02)
Steals: 3 vs. Maryland-Eastern Shore (12/13/01)
Blocks: 4 vs. Michigan State (1/5/02)

2001-02 Game-by-Game

Opponent (Date)	Start	Min.	Fg-Fa	3g-3a	Ptm-Fta	O-D/T	Pf.	Asst.	To.	Blk.	Stl.	Pts.
Mercer (11/17)	Y	25	7-16	3-8	1-3	4-4/8	2	1	1	1	1	18
UNC-Asheville (11/21)	Y	26	8-12	2-3	1-1	1-1/2	2	3	0	1	0	19
E. Washington (11/24)	Y	24	6-9	2-4	3-4	0-2/2	1	0	2	1	1	17
at Wake Forest (11/27)	Y	26	4-14	3-9	0-0	2-3/5	3	0	2	0	0	11
UT-Pan American (12/1)	Y	29	3-6	1-3	6-6	1-3/4	2	1	1	2	0	13
UNC-Wilmington (12/4)	Y	31	0-7	0-2	3-4	3-5/5	2	1	2	2	0	3
at Georgia (12/7)	Y	22	1-7	0-5	0-0	2-2/4	1	1	2	2	1	2
Oregon (12/10)	Y	24	1-7	0-3	0-0	3-4/7	2	0	0	1	0	2
Maryland-ES (12/13)	Y	19	5-8	2-3	3-5	0-2/2	4	3	1	1	3	15
Nebraska (12/22)	Y	25	5-10	3-8	2-2	0-4/4	2	3	1	3	1	15
at Texas Tech (12/30)	N	21	2-5	0-3	2-2	1-5/6	5	0	2	0	0	6
at Illinois (1/2)	Y	29	6-13	1-3	3-4	1-3/4	3	1	3	1	2	16
Michigan State (1/5)	Y	33	4-9	3-6	1-3	1-2/3	2	3	1	4	0	12
Michigan (1/9)	Y	27	6-8	2-2	1-2	1-6/7	0	2	3	2	0	15
at Purdue (1/12)	Y	22	2-4	0-1	0-0	1-2/3	1	3	2	0	1	4
at Wisconsin (1/16)	Y	33	3-6	1-3	0-0	2-5/7	3	1	4	2	1	7
at Michigan (1/19)	Y	30	7-15	3-7	0-0	1-1/2	2	2	3	0	0	17

1999-2000 Game-by-Game

Opponent (Date)	Start	Min.	Fg-Fa	3g-3a	Ptm-Fta	O-D/T	Pf.	Asst.	To.	Blk.	Stl.	Pts.
at Oregon (12/18)	N	11	2-2	1-1	0-0	1-3/4	1	0	0	0	1	5
Furman (12/23)	N	12	0-4	0-0	0-4	2-2/4	1	0	1	0	1	0
at Georgia (12/28)	N	12	4-5	3-4	2-2	0-6/6	0	0	1	1	1	13
at Nebraska (12/31)	N	9	1-2	0-0	0-0	0-2/2	3	1	1	1	0	2
Michigan (1/5)	N	10	3-4	1-1	0-0	1-1/2	2	1	0	0	1	2
Totals	0/5	54	10-17	5-6	2-6	4-14/18	7	2	3	2	4	27

2000-01 Game-by-Game

Opponent (Date)	Start	Min.	Fg-Fa	3g-3a	Ptm-Fta	O-D/T	Pf.	Asst.	To.	Blk.	Stl.	Pts.	
UNCG (11/17)	Y	33	2-6	1-2	2-2	3-3/6	2	2	2	1	0	7	
Georgia (11/19)	Y	35	6-12	2-5	7-8	1-2/3	4	2	0	1	0	21	
vs. Hawaii Pac (11/24)	Y	26	1-6	0-1	3-4	2-4/6	2	0	1	1	0	5	
vs. TCU (11/25)	N	13	0-4	0-1	0-0	0-0/0	0	0	2	1	0	0	
vs. Georgetown (11/26)	N	21	6-13	3-6	2-3	1-2/3	5	0	0	1	0	17	
at Florida State (11/29)	N	20	3-6	2-2	0-0	1-0/1	4	1	1	1	2	8	
Morris Brown (12/4)	Y	31	5-12	1-2	0-0	4-8/12	1	1	0	3	0	11	
at Marquette (12/7)	N	28	6-14	2-8	0-0	3-7/10	4	4	2	1	2	14	
Bethune Cook (12/9)	Y	28	5-11	1-3	7-8	1-5/6	2	2	0	1	0	18	
La Tech (12/12)	N	18	4-6	1-3	1-1	0-2/2	2	2	2	2	2	10	
Dartmouth (12/22)	Y	27	2-7	1-2	2-3	2-3/5	2	1	3	2	1	7	
Nebraska (12/28)	N	34	5-13	1-6	3-5	3-5/8	3	4	0	4	0	14	
Centenary (12/30)	Y	21	4-7	2-4	2-5	2-1/3	0	0	0	4	2	12	
at Illinois (1/3)	Y	24	4-7	2-4	0-0	0-1/1	2	2	2	1	2	10	
Wisconsin (1/6)	Y	27	4-7	3-5	0-0	2-6/8	4	3	5	0	1	11	
at Ohio State (1/13)	Y	32	4-10	3-7	4-4	0-3/3	2	1	0	1	1	15	
Purdue (1/17)	Y	28	4-11	2-7	2-4	1-5/6	1	2	1	1	0	12	
Indiana (1/20)	N	33	7-12	5-8	0-0	0-1/1	4	0	2	3	2	19	
Iowa (1/24)	Y	28	2-8	0-2	1-3	1-2/3	2	0	1	1	0	5	
at Purdue (1/27)	Y	20	5-11	2-4	0-0	3-5/8	1	2	1	0	2	12	
Totals		13/20	527	79-183	34-82	36-50	30-65/95	47	29	25	30	17	228

#21 TRAVARUS BENNETT

Forward • Sr. • 6-7 • 205 • Rosedale, Miss. • SW Missouri St.-West Plains/West Bolivar HS

Last Two Games: Had four points, four rebounds and tied a season-high with four steals at Michigan (1/19) • had nine points and grabbed eight rebounds at Wisconsin (1/16).

Notable: Had seven points and four steals vs. Michigan State (1/5) • recorded his first double-double of the season with 15 points and 10 rebounds at Texas Tech in 33 minutes • scored eight points and tied a season high with four steals vs. Nebraska • scored 16 points on 4-of-4 shooting, 3-of-3 from beyond the arc vs. Maryland-Eastern Shore • had 11 points, five rebounds and two steals vs. Oregon • scored a career-high 19 points vs. UT-Pan American • was 5-of-8 from the field, 3-of-4 on three-pointers and 6-of-6 from the line • also had three blocks • scored 12 points and grabbed a season-high seven rebounds in 30 minutes at Wake Forest • started for the first time this season vs. Eastern Washington and scored seven points • had four steals and two blocks vs. EWU • scored 11 points on 5-of-7 shooting in 18 minutes vs. UNC-Asheville • also had five rebounds and four steals against the Bulldogs • saw his first action of the season against Mercer, playing 15 minutes, had four assists and three steals and one point.

Milestones: Has scored in double figures in 10 career games • has recorded four games of double-digit rebounds.

CAREER HIGHS

Minutes: 35 vs. Tulsa (3/19/01)

Points: 19 vs. UT-Pan American (12/1/01)

Rebounds: 12 - two times; last vs. Tulsa (3/19/01)

Assists: 4 vs. Mercer (11/17/01)

Steals: 6 vs. Tulsa (3/19/01)

Blocks: 3 - two times; last vs. UT-Pan Am. (12/1/01)

SEASON HIGHS

Minutes: 33 at Texas Tech (12/30/01)

Points: 19 vs. UT-Pan American (12/1/01)

Rebounds: 10 at Texas Tech (12/30/01)

Assists: 4 vs. Mercer (11/17/01)

Steals: 4 - five times; last vs. Michigan (1/19/02)

Blocks: 3 vs. UT-Pan American (12/1/01)

2001-02 Game-by-Game

Opponent (Date)	Start	Min.	Fg-Fa	3g-3a	Ftm-Pta	O-D/T	Pf.Asst.	To.	Blk.	StL	Pts.
Mercer (11/17)	N	15	0-3	0-1	1-2	1-0/1	1 4	1 0	3 1		
UNC-Asheville (11/21)	N	18	5-7	0-0	1-2	3-2/5	1 1	1 0	4 11		
E. Washington (11/24)	Y	24	3-10	1-6	0-0	1-2/3	1 1	0 2	4 7		
at Wake Forest (11/27)	Y	30	4-9	1-3	3-3	4-3/7	3 0	1 0	1 12		
UT-Pan American (12/1)	Y	30	5-8	3-4	6-6	3-1/4	3 0	2 3	1 19		
UNC-Wilmington (12/4)	Y	18	0-1	0-0	0-0	0-0/0	4 0	1 1	0 0		
at Georgia (12/7)	Y	28	3-7	1-4	1-2	3-3/6	1 2	3 1	1 8		
Oregon (12/10)	Y	30	3-6	1-3	4-6	4-1/5	2 0	0 0	2 11		
Maryland-ES (12/13)	Y	23	4-4	3-3	5-6	2-0/2	1 2	1 0	2 16		
Nebraska (12/22)	Y	28	1-2	1-1	5-7	2-3/5	2 1	0 0	4 8		
at Texas Tech (12/30)	Y	33	6-14	3-7	0-2	6-4/10	3 3	0 0	1 15		
at Illinois (1/2)	Y	28	2-6	0-1	2-3	2-5/7	1 3	2 1	0 6		
Michigan State (1/5)	Y	30	1-4	0-1	5-7	1-2/3	4 1	1 0	4 7		
Michigan (1/9)	Y	26	1-1	1-1	2-2	0-3/3	3 3	3 0	3 5		
at Purdue (1/12)	Y	24	2-4	1-1	2-2	2-4/6	4 2	1 0	2 7		
at Wisconsin (1/16)	Y	32	2-4	0-1	5-6	2-6/8	4 3	1 1	1 9		
at Michigan (1/19)	Y	26	1-2	1-1	0-0	2-2/4	4 1	1 0	4 4		

2000-01 Game-by-Game

Opponent (Date)	Start	Min.	Fg-Fa	3g-3a	Ftm-Pta	O-D/T	Pf.Asst.	To.	Blk.	StL	Pts.
UNCG (11/17)	N	15	3-5	2-2	0-0	1-3/4	0 3	0 0	0 0	8	
Georgia (11/19)	N	11	1-1	1-1	0-0	0-1/1	3 1	1 0	0 3		
vs. Hawaii Pac (11/24)	N	9	1-2	1-1	0-0	2-2/4	2 0	3 0	1 3		
vs. TCU (11/25)	N	11	0-1	0-1	1-2	0-3/3	2 3	0 1	0 1		
vs. Georgetown (11/26)	N	13	2-4	1-2	4-6	2-4/6	1 0	0 0	1 9		
at Florida State (11/29)	N	14	5-6	2-3	0-0	0-3/3	1 0	1 0	0 12		
Morris Brown (12/4)	N	14	1-4	0-1	0-1	1-0/1	2 1	0 1	0 2		
at Marquette (12/7)	N	16	2-4	1-3	0-0	2-0/2	1 0	0 0	1 5		
Bethune Cook (12/9)	N	12	1-1	0-0	0-0	0-1/1	2 1	1 1	1 0	2	
La Tech (12/12)	N	11	0-4	0-2	0-0	1-0/1	3 1	1 1	1 0		
Dartmouth (12/22)	N	21	0-1	0-1	0-1	0-2/2	2 0	0 0	3 0		
Nebraska (12/28)	N	14	0-4	0-4	0-0	0-2/2	2 0	0 0	3 0		
Centenary (12/30)	N	19	1-3	1-2	0-0	2-6/8	2 3	0 2	1 3		
at Illinois (1/3)	N	16	1-1	0-0	0-0	1-3/4	3 2	2 1	0 2		
Wisconsin (1/6)	N	10	0-1	0-0	0-0	1-0/1	1 0	0 0	0 0		
at Ohio State (1/13)	N	15	0-2	0-1	0-0	3-2/5	0 0	2 0	1 0		
Purdue (1/17)	N	12	0-0	0-0	0-0	0-3/3	2 0	0 0	0 0		
Indiana (1/20)	N	19	0-3	0-2	2-2	0-1/1	1 2	1 0	2 2		
Iowa (1/24)	N	19	3-4	1-2	0-0	0-2/2	4 0	1 0	4 7		
at Purdue (1/27)	N	20	1-6	0-1	0-0	0-1/1	3 0	0 1	0 2		
at Iowa (1/31)	N	21	0-6	0-3	0-0	0-5/5	1 1	2 0	0 0		
Ohio State (2/3)	N	18	1-3	0-1	2-2	2-1/3	2 1	0 0	3 4		
at Northwestern (2/6)	N	31	7-11	0-1	2-4	6-5/11	2 2	0 1	2 16		
Michigan State (2/10)											
Did Not Play											
Penn State (2/14)	N	22	3-6	1-1	0-0	3-5/8	0 0	1 1	1 7		
at Michigan (2/17)	Y	25	6-8	4-4	2-2	3-3/6	5 0	2 0	1 18		
at Wisconsin (2/21)	Y	33	2-4	0-2	0-0	0-5/5	3 2	0 0	0 4		
at Indiana (2/28)	Y	30	2-4	2-4	2-2	3-2/5	4 1	0 1	0 8		
Illinois (3/4)	Y	33	4-7	1-3	0-0	2-5/7	1 1	0 1	2 9		
Purdue (3/8)	Y	23	0-4	0-1	0-0	0-2/2	5 0	1 0	2 0		
Villanova (3/14)	Y	34	3-9	1-3	4-6	2-10/12	3 0	0 0	1 11		
Tulsa (3/19)	Y	35	1-8	0-2	1-2	6-6/12	2 3	2 3	6 3		
Totals	7/31	596	51-127	19-54	20-29	43-88/131	65 28	21 16	35 141		

#3 STEVE ESSELINK

Forward • So. • 6-6 • 191 • Hills, Minn. • Augustana/Hills-Beaver Creek HS

Last Two Games: Played two minutes at Michigan (1/19) • played four minutes at Wisconsin (1/16).

Notable: Hit a big three-pointer in second half at Purdue (1/12), also had two boards and a steal • scored five points in his first Big Ten game at Illinois (1/2) • had seven points and four assists at Texas Tech in a career-high 21 minutes • scored a career-high 12 points on 5-of-5 shooting, 2-of-2 from beyond the arc vs. Maryland-Eastern Shore • played nine minutes and had three assists vs. Oregon • scored five points in a career-high 14 minutes at Georgia • had five points, three rebounds and two assists vs. Eastern Washington • scored two points (his first as a Golden Gopher) and had three steals against UNC-Asheville • played 13 minutes vs. Mercer, was 0-3 from the field, grabbed three rebounds and added two assists • started both exhibitions • scored eight points on 4-of-8 shooting against UMD • scored six points against the Globetrotters • sat out the 2000-01 season due to NCAA transfer rules • transferred from Augustana College • averaged 6.2 points and 1.6 rebounds per game at Augustana • played in 29 games with three starts, averaging just more than 16 minutes per contest.

SEASON/CAREER HIGHS

Minutes: 21 at Texas Tech (12/30/01)
Points: 12 vs. Maryland-Eastern Shore (12/13/01)
Rebounds: 3 - three times; last vs. Nebraska (12/22/01)
Assists: 4 at Texas Tech (12/30/01)
Steals: 3 vs. UNC-Asheville (11/21/01)
Blocks: na

2001-02 Game-by-Game

Opponent (Date)	Start	Min.	Fg-Fa	3g-3a	Ftm-Fta	O-D/T	Pf.Asst.	To.	Blk.	Stl.	Pts.
Mercer (11/17)	N	13	0-3	0-3	0-0	1-2/3	0 2	2 0	0 0	0 0	0
UNC-Asheville (11/21)	N	10	1-6	0-2	0-0	1-0/1	1 1	0 0	0 3	2 2	2
E. Washington (11/24)	N	9	2-2	1-1	0-0	0-3/3	0 2	0 0	0 0	0 5	5
at Wake Forest (11/27)	N	1	0-0	0-0	0-0	0-0/0	0 0	0 0	0 0	0 0	0
UT-Pan American	N	5	0-0	0-0	0-0	0-0/0	0 0	0 0	0 1	0 0	0
UNC-Wilmington (12/4)	N	DNP									
at Georgia (12/7)	N	14	2-4	1-2	0-0	1-1/2	0 1	1 0	0 0	0 5	5
Oregon (12/10)	N	9	0-3	0-3	0-0	0-0/0	0 3	1 0	0 0	0 0	0
Maryland-ES (12/13)	N	14	5-5	2-2	0-0	0-1/1	0 2	2 0	1 12	1 12	12
Nebraska (12/22)	N	8	1-3	0-0	0-0	2-1/3	1 0	3 0	0 0	0 2	2
at Texas Tech (12/30)	N	21	2-9	2-6	1-2	0-1/1	2 4	1 0	0 0	0 7	7
at Illinois (1/2)	N	14	2-2	1-1	0-0	0-1/1	4 0	1 0	0 0	0 5	5
Michigan State (1/5)	N	7	0-2	0-1	0-0	0-0/0	1 1	0 0	0 0	0 0	0
Michigan (1/9)	N	5	0-0	0-0	0-0	0-0/0	0 2	1 0	0 0	0 0	0
at Purdue (1/12)	N	5	1-1	1-1	0-0	1-1/2	0 0	1 0	1 1	3 3	3
at Wisconsin (1/16)	N	4	0-0	0-0	0-0	0-0/0	0 0	2 0	0 0	0 0	0
at Michigan (1/19)	N	2	0-1	0-1	0-0	0-0/0	0 0	1 0	0 0	0 0	0

#3 AARON ROBINSON

Guard • Fr • 5-9 • 160 • Rockford, Ill. • Guilford HS

Last Two Games: Did not play at Michigan (1/19) • played three minutes at Wisconsin (1/16).

Notable: Tied a career-high with two steals and an assist vs. Nebraska • had a career-high four assists in a career-high 14 minutes vs. Maryland-Eastern Shore • had three points in eight minutes vs. UNC-Wilmington • had two points, two assists and a steal in six minutes vs. UT-Pan American • had five points, two assists and two steals vs. Eastern Washington • played eight minutes and had two assists vs. UNC-Asheville • scored his first point as a Golden Gopher and had three assists and a steal vs. Mercer in 12 minutes • had one board and one assist vs. UMD • had one rebound and two assists vs. the Globetrotters.

SEASON/CAREER HIGHS

Minutes: 14 vs. Maryland-Eastern Shore (12/13/01)
Points: 5 vs. EWU (11/24/01)
Rebounds: 3 vs. Mercer (11/17/01)
Assists: 4 vs. Maryland-Eastern Shore (12/13/01)
Steals: 2 - two times; last vs. Nebraska (12/22/01)
Blocks: 1 vs. Maryland-Eastern Shore (12/13/01)

2001-02 Game-by-Game

Opponent (Date)	Start	Min.	Fg-Fa	3g-3a	Ftm-Fta	O-D/T	Pf.Asst.	To.	Blk.	Stl.	Pts.	
Mercer (11/17)	N	12	0-3	0-1	1-2	0-3/3	4 3	0 0	1 1	1 1	1	
UNC-Asheville (11/21)	N	8	0-3	0-1	0-0	0-0/0	1 2	1 0	1 0	0 0	0	
E. Washington (11/24)	N	13	1-3	1-1	2-2	0-0/0	2 2	1 0	2 5	2 5	5	
at Wake Forest (11/27)	N	3	0-0	0-0	0-0	0-0/0	0 0	1 0	0 0	0 0	0	
UT-Pan American (12/1)	N	6	0-0	0-0	2-4	0-0/0	1 2	2 0	1 2	1 2	2	
UNC-Wilmington (12/4)	N	8	1-3	1-1	0-0	0-2/2	1 0	1 0	1 3	1 3	3	
at Georgia (12/7)	N	5	0-1	0-1	0-2	0-1/1	0 0	3 0	0 0	0 0	0	
Oregon (12/10)	N	4	0-0	0-0	0-0	0-0/0	0 0	1 0	0 0	0 0	0	
Maryland-ES (12/13)	N	14	0-2	0-1	0-0	1-1/2	3 4	2 1	0 0	0 0	0	
Nebraska (12/22)	N	10	0-2	0-2	0-0	0-0/0	0 1	0 0	2 0	2 0	0	
at Texas Tech (12/30)	N	6	0-1	0-1	0-0	0-0/0	0 0	1 0	1 0	0 0	0	
at Illinois (1/2)	N	4	0-0	0-0	0-1	0-0/0	1 0	1 0	0 0	0 0	0	
Michigan State (1/5)			Did not play									
Michigan (1/9)	N	2	0-1	0-1	0-0	0-0/0	1 0	1 0	0 0	0 0	0	
at Purdue (1/12)	N	2	0-0	0-0	0-0	0-0/0	0 0	0 0	0 0	0 0	0	
at Wisconsin (1/16)	N	3	0-0	0-0	0-0	0-0/0	0 0	1 0	0 0	0 0	0	
at Michigan (1/19)			Did not play									

#15 KERWIN FLEMING

Guard • Sr. • 6-3 • 180 • Chicago, Ill. • Kennedy-King JC/Hillcrest HS

Last Two Games: Scored three points and grabbed four rebounds at Michigan (1/19) • had nine points and two assists before fouling out at Wisconsin (1/16).

Notable: Scored seven points, dished out two assists and hit a clutch three-pointer with under 1:00 left in 22 minutes vs. Michigan (1/9) • had six points, three rebounds, an assist and a steal in a season-high 28 minutes vs. Michigan State (1/5) • returned to the lineup at Illinois (1/2) and scored four points • sat out the Texas Tech game due to back spasms • had eight points and was 2-of-3 from beyond the arc in 20 minutes vs. Nebraska • scored eight points in 15 minutes vs. Maryland-Eastern Shore • had a season-high 14 points vs. Oregon in 23 minutes • scored five points and grabbed four rebounds at Georgia • had four points, five rebounds and two steals vs. UNC-Wilmington • had seven points and six rebounds vs. UT-Pan American • had a season-high nine points on 4-of-6 shooting and two assists at Wake Forest • had seven points, two assists, one block and one steal vs. Eastern Washington • scored six points vs. UNC-Asheville • scored five points vs. Mercer • last season, he finished 14th in Big Ten games with a .378 three-point field goal percentage • played in all 31 games, started one • scored 14 points in NIT win over Villanova (3/14/01) • scored a career-high 31 points in Big Ten Tournament vs. Purdue, just two points shy of the Big Ten Tournament single-game scoring record.

Milestones: Scored his 300th career point vs. Michigan State (1/5) • has scored in double figures in eight games during his career.

CAREER HIGHS

Minutes: 35 vs. Purdue (3/8/01)

Points: 31 vs. Purdue (3/8/01)

Rebounds: 9 vs. Michigan (2/17/01)

Assists: 3 - two times; last vs. Michigan St. (2/10/01)

Steals: 2 - four times; last vs. UNCW (12/4/01)

Blocks: 1 - three times; last vs. EWU (11/24/01)

SEASON HIGHS

Minutes: 28 vs. Michigan State (1/5/02)

Points: 14 vs. Oregon (12/10/01)

Rebounds: 6 vs. UT-Pan American (12/1/01)

Assists: 2 - four times; last vs. Michigan (1/9/02)

Steals: 2 vs. UNC-Wilmington (12/4/01)

Blocks: 1 vs. EWU (11/24/01)

2001-02 Game-by-Game

Opponent (Date)	Start	Min.	Fg-Fa	3g-3a	Ftm-Fta	O-D/T	Pf.	Asst.	To.	Blk.	Stl.	Pts.
Mercer (11/17)	Y	23	2-8	1-4	0-0	0-1/1	3	1	0	0	1	5
UNC-Asheville (11/21)	Y	18	3-8	0-2	0-0	0-0/0	2	1	0	0	0	6
E. Washington (11/24)	N	17	2-6	0-2	3-4	1-1/2	3	2	2	1	1	7
at Wake Forest (11/27)	N	14	4-6	1-2	0-0	0-1/1	4	2	1	0	0	9
UT-Pan American (12/1)	N	18	1-3	1-1	4-4	1-5/6	2	1	4	0	0	7
UNC-Wilmington (12/4)	N	19	2-4	0-1	0-0	2-3/5	2	1	2	0	2	4
at Georgia (12/7)	N	26	2-13	0-4	1-2	1-3/4	3	1	1	0	0	5
Oregon (12/10)	N	24	3-11	3-6	5-6	0-3/3	1	2	2	0	1	14
Maryland-ES (12/13)	N	15	2-5	1-3	3-3	0-0/0	1	1	1	0	0	8
Nebraska (12/22)	N	20	3-5	2-3	0-1	1-1/2	3	1	1	0	1	8
at Texas Tech (12/30)	Did not play - injured											
at Illinois (1/2)	N	19	2-3	0-1	0-1	0-0/0	1	1	1	0	0	4
Michigan State (1/5)	N	28	1-6	1-3	3-4	0-3/3	1	1	1	0	1	6
Michigan (1/9)	N	22	2-5	1-3	2-4	0-1/1	2	2	2	0	1	7
at Purdue (1/12)	N	25	2-5	1-2	2-4	0-1/1	5	1	4	0	1	7
at Wisconsin (1/16)	N	22	3-7	2-3	1-2	1-2/3	5	2	3	0	0	9
at Michigan (1/19)	N	23	0-1	0-0	3-6	2-2/4	1	1	1	0	0	3

2000-01 Game-by-Game

Opponent (Date)	Start	Min.	Fg-Fa	3g-3a	Ftm-Fta	O-D/T	Pf.	Asst.	To.	Blk.	Stl.	Pts.	
UNCG (11/17)	N	10	1-3	1-2	0-0	0-0/0	0	0	0	0	1	3	
Georgia (11/19)	N	7	1-3	0-1	0-0	0-2/2	0	1	1	0	0	2	
vs. Hawaii Pac (11/24)	N	11	0-3	0-1	0-0	0-0/0	1	1	0	0	0	0	
vs. TCU (11/25)	N	11	1-2	1-2	2-2	0-1/1	2	1	1	0	0	5	
vs. Georgetown (11/26)	N	10	0-3	0-1	1-2	0-0/0	1	1	0	0	0	1	
at Florida State (11/29)	N	9	1-2	0-0	2-5	0-1/1	0	0	0	0	0	4	
Morris Brown (12/4)	Y	22	1-6	1-3	0-0	0-1/1	1	1	2	0	2	3	
at Marquette (12/7)	N	6	0-2	0-2	0-0	0-0/0	2	0	0	0	0	0	
Bethune Cook (12/9)	N	18	3-5	1-3	2-2	0-2/2	2	1	0	1	0	9	
La Tech (12/12)	N	16	3-8	0-1	2-2	0-1/1	0	0	0	0	0	8	
Dartmouth (12/22)	N	12	2-4	1-2	0-0	0-1/1	1	3	3	0	0	5	
Nebraska (12/28)	N	13	1-3	1-2	0-0	1-0/1	0	0	1	0	0	3	
Centenary (12/30)	N	15	0-2	0-1	1-2	0-2/2	1	2	1	0	0	1	
at Illinois (1/3)	N	13	1-3	1-2	9-11	1-0/1	2	2	1	0	0	12	
Wisconsin (1/6)	N	14	1-4	1-3	0-0	0-2/2	0	1	0	1	0	3	
at Ohio State (1/13)	N	6	0-2	0-2	1-2	1-0/1	4	0	1	0	0	1	
Purdue (1/17)	N	6	3-5	1-3	0-0	0-1/1	0	0	0	0	1	7	
Indiana (1/20)	N	27	6-11	1-4	2-3	0-1/1	3	2	1	0	2	15	
Iowa (1/24)	N	18	3-6	3-5	0-3	1-1/2	5	2	0	0	0	9	
at Purdue (1/27)	N	18	2-6	0-3	1-2	1-1/2	3	0	3	0	0	5	
at Iowa (1/31)	N	7	0-3	0-2	0-0	0-0/0	0	0	1	0	0	0	
Ohio State (2/3)	N	19	4-8	3-4	2-2	0-1/1	3	1	1	0	2	13	
at Northwestern (2/6)	N	21	1-3	1-2	1-2	0-2/2	3	1	2	0	0	4	
Michigan State (2/10)	N	28	2-6	2-4	2-2	0-0/0	4	3	4	0	1	8	
Penn State (2/14)	N	23	3-10	1-1	1-2	1-2/3	2	1	3	1	0	8	
at Michigan (2/17)	N	28	3-6	0-0	7-10	2-7/9	2	2	1	0	1	13	
at Wisconsin (2/21)	N	13	0-3	0-2	0-0	0-0/0	3	0	1	0	0	0	
at Indiana (2/28)	N	26	3-11	3-5	8-10	1-3/4	3	2	1	0	0	17	
Illinois (3/4)	N	16	1-7	0-3	4-4	0-2/2	2	1	2	0	1	6	
Purdue (3/8)	N	35	8-15	5-10	10-15	0-0/0	4	1	3	0	1	31	
Villanova (3/14)	N	23	4-10	4-9	2-3	0-1/1	1	2	1	0	0	14	
Tulsa (3/19)	N	20	2-1	1-4	2-3	1-2/3	1	1	0	0	1	7	
Totals		1/32	522	61-176	33-89	62-89	10-38/48	56	33	35	3	13	217

#11 MAURICE HARGROW

Guard • Fr. • 6-4 • 175 • St. Paul, Minn. • Highland Park HS

Last Two Games: Had five points and three rebounds at Michigan (1/19) in 12 minutes • scored three points in four minutes at Wisconsin (1/16).

Notable: Sparked the team off the bench with six points in 10 minutes vs. Michigan (1/9) • scored two points at Texas Tech in a career-high 15 minutes • returned to the lineup vs. Nebraska scoring two points and adding two assists in five minutes • did not play for the second consecutive game because of a broken nose vs. Maryland-Eastern Shore • did not play-injured vs. Oregon • scored seven points in 14 minutes at Georgia before breaking his nose • scored five points in 13 minutes vs. UNC-Wilmington • played seven minutes and scored four points vs. UT-Pan American • had two points and three rebounds vs. Eastern Washington in 11 minutes • scored 11 points in 11 minutes on 5-of-6 shooting against UNC-Asheville • scored seven points in 10 minutes vs. Mercer • was 1-of-2 from the field and 4-of-6 from the line.

SEASON/CAREER HIGHS

Minutes: 15 at Texas Tech (12/30/01)
Points: 11 vs. UNC-Asheville (11/21/01)
Rebounds: 3 - three times; last at Georgia (12/7/01)
Assists: 2 vs. Nebraska (12/22/01)
Steals: 1 - two times; last at Georgia (12/7/01)
Blocks: 1 at Georgia (12/7/01)

2001-02 Game-by-Game

Opponent (Date)	Start	Min.	Fg-Fa	3g-3a	Ftm-Fta	O-D/T	Pf.	Asst.	To.	Blk.	Stl.	Pts.
Mercer (11/17)	N	10	1-2	1-1	4-6	0-1/1	0	0	0	0	0	7
UNC-Asheville (11/21)	N	11	5-6	1-1	0-0	0-2/2	0	1	1	0	1	11
E. Washington (11/24)	N	11	1-2	0-0	0-0	1-2/3	1	0	1	0	0	2
at Wake Forest (11/27)	N	4	0-0	0-0	0-0	0-0/0	0	0	0	0	0	0
UT-Pan American (12/1)	N	7	1-4	0-1	2-2	1-2/3	0	0	0	0	0	4
UNC-Wilmington (12/4)	N	13	2-5	1-1	0-0	0-1/1	1	1	0	0	0	5
at Georgia (12/7)	N	14	3-7	1-2	0-0	1-2/3	0	0	1	1	1	7
Oregon (12/10)	Did not play - injured											
Maryland-ES (12/13)	Did not play - injured											
Nebraska (12/22)	N	5	1-2	0-0	0-0	0-0/0	1	2	1	0	0	2
at Texas Tech (12/30)	N	15	1-5	0-4	0-0	0-2/2	1	1	2	0	0	2
at Illinois (1/2)	N	5	0-2	0-1	0-0	0-0/0	0	0	0	0	0	0
Michigan State (1/5)	Did not play											

SEASON/CAREER HIGHS

Minutes: 30 vs. Michigan (1/9/02)
Points: 17 vs. Mercer (11/17/01)
Rebounds: 8 vs. Maryland-Eastern Shore (12/13/01)
Assists: 3 vs. Michigan (1/9/02)
Steals: 2 - four times; last vs. Oregon (12/10/01)
Blocks: 4 vs. UNC-Wilmington (12/4/01)

#40 JERRY HOLMAN

F/C • Jr. • 6-10 • 218 • St. Paul, Minn. • Mpls. Community & Tech Coll./Humboldt HS

Last Two Games: Scored six points and grabbed three rebounds at Michigan (1/19) • had four points in 17 minutes at Wisconsin (1/16).

Notable: Scored 12 points, dished out a career-high three assists and blocked three shots in a career-high 30 minutes vs. Michigan (1/9) • had 16 points, on 6-of-7 shooting, three boards, a block and a steal in 23 minutes vs. Michigan State (1/5) • scored 10 points in his first Big Ten game at Illinois (1/2) • had his first career start at Texas Tech, scored two points and grabbed two rebounds while battling foul trouble • had 15 points and a career-high eight rebounds vs. Maryland-Eastern Shore and tied a career-high 26 minutes • had four points, a block and two steals in 18 minutes vs. Oregon • scored seven points and blocked two shots at Georgia • had four points, four rebounds and a career-high four blocks vs. UNC-Wilmington • had eight points, two blocks and a steal vs. UT-Pan American • grabbed a season-high seven rebounds to go along with four points, a block and two steals at Wake Forest • had 14 points on 6-of-9 shooting, three rebounds, a block and two steals in 20 minutes vs. Eastern Washington • had 14 points, on 7-of-10 shooting, six rebounds, one assist, one block and two steals in 21 minutes vs. UNC-Asheville • scored 17 points in 18 minutes against Mercer • broke open the game in a 33 second stretch with six points, including two dunks, and a steal • was 6-of-8 from the field, 5-of-6 from the line, added six boards and a steal.

2001-02 Game-by-Game

Opponent (Date)	Start	Min.	Fg-Fa	3g-3a	Ftm-Fta	O-D/T	Pf.	Asst.	To.	Blk.	Stl.	Pts.
Mercer (11/17)	N	18	6-8	0-0	5-6	4-2/6	2	1	2	0	1	17
UNC-Asheville (11/21)	N	21	7-10	0-0	0-0	1-5/6	3	1	3	1	2	14
E. Washington (11/24)	N	20	6-9	0-0	2-4	1-2/3	4	0	3	1	2	14
at Wake Forest (11/27)	N	26	2-4	0-0	0-0	2-5/7	3	1	0	1	2	4
UT-Pan American (12/1)	N	21	4-9	0-0	0-0	0-1/1	3	1	0	2	1	8
UNC-Wilmington (12/4)	N	18	2-5	0-0	0-1	1-3/4	1	0	3	4	0	4
at Georgia (12/7)	N	23	1-8	0-0	5-6	2-2/4	2	1	3	2	0	7
Oregon (12/10)	N	18	2-4	0-0	0-0	2-1/3	1	1	2	1	2	4
Maryland-ES (12/13)	N	26	5-8	0-0	5-7	6-2/8	1	2	1	2	0	15
Nebraska (12/22)	N	14	2-3	0-0	1-2	1-2/3	3	1	1	0	0	5
at Texas Tech (12/30)	Y	16	1-8	0-0	0-0	1-1/2	5	0	2	0	0	2
at Illinois (1/2)	N	23	5-8	0-0	0-0	1-1/2	4	1	1	0	0	10
Michigan State (1/5)	N	23	6-7	0-0	4-5	1-2/3	2	0	0	1	1	16
Michigan (1/9)	N	30	6-9	0-0	0-0	2-1/3	1	3	2	3	0	12
at Purdue (1/12)	N	19	1-3	0-0	0-0	0-1/1	1	1	1	1	0	2
at Wisconsin (1/16)	N	17	2-3	0-0	0-1	0-3/3	2	0	3	0	0	4
at Michigan (1/19)	N	12	3-6	0-0	0-0	2-1/3	4	0	0	0	1	6

#1/4 RICK RICKERT

Forward • Fr. • 6-10 • 202 • Duluth, Minn. • Duluth East HS

Last Two Games: Scored 15 points, grabbed three boards, had two assists and a block at Michigan (1/19) • scored 13 points and grabbed seven boards at Wisconsin (1/16).

Notable: Had 24 points, on 8-of-12 shooting, seven boards and two steals at Purdue (1/12) • had 15 points on 6-of-8 shooting, four rebounds, two assists and three blocks vs. Michigan State (1/5) • scored 14 points, grabbed three boards and two steals vs. Nebraska • had five points and four rebounds vs. Maryland-Eastern Shore • scored a career-high 28 points and grabbed nine rebounds vs. Oregon in a career-high 36 minutes • 28 points was the most by a Golden Gopher freshman since Randy Carter had 29 against Northwestern on Jan. 26, 1991 • battled foul trouble against Georgia and scored seven points and grabbed seven rebounds • led the team with 13 points vs. UNC-Wilmington • also had four blocks and six rebounds • had eight points, five rebounds and four assists vs. UT-Pan American • had nine points, five rebounds, two assists and two steals in a season-high 32 minutes at Wake Forest • recorded team's first double-double of the season with 14 points and 10 rebounds vs. Eastern Washington • also had five blocks in the game, most by a Golden Gopher since Joel Pryzbilla had six on Feb. 5, 2000 • had 15 points, four rebounds, three assists and a block vs. UNC-Asheville • was 4-of-7 from the field, 3-of-6 from beyond the arc • had 17 points on 7-of-10 shooting in debut vs. Mercer • was 3-of-4 from three-point range • had six rebounds and four blocks.

SEASON/CAREER HIGHS

Minutes: 36 vs. Oregon (12/10/01)

Points: 28 vs. Oregon (12/10/01)

Rebounds: 10 vs. EWU (11/24/01)

Assists: 4 vs. UT-Pan American (12/1/01)

Steals: 2 - two times; last vs. Nebraska (12/22/01)

Blocks: 5 vs. EWU (11/24/01)

2001-02 Game-by-Game

Opponent (Date)	Start	Min.	Fg-Fa	3g-3a	Ftm-Fta	O-D/T	Pf.	Asst.	To.	Blk.	Stl.	Pts.
Mercer (11/17)	Y	23	7-10	3-4	0-0	3-3/6	3	1	0	4	0	17
UNC-Asheville (11/21)	Y	30	4-7	3-6	4-4	2-2/4	2	3	0	1	1	15
E. Washington (11/24)	Y	27	4-5	1-1	5-8	2-8/10	2	2	2	5	1	14
at Wake Forest (11/27)	Y	32	4-9	1-3	0-0	2-3/5	2	2	1	0	2	9
UT-Pan American (12/1)	Y	28	4-15	0-4	0-0	1-4/5	1	4	1	0	2	8
UNC-Wilmington (12/4)	Y	32	6-12	1-6	0-0	2-4/6	2	1	3	4	0	13
at Georgia (12/7)	Y	21	3-6	1-4	0-0	3-4/7	4	0	2	0	1	7
Oregon (12/10)	Y	36	11-17	2-4	4-7	3-6/9	3	0	1	0	0	28
Maryland-ES (12/13)	Y	22	1-6	0-1	3-3	1-3/4	1	1	1	1	1	5
Nebraska (12/22)	Y	29	6-12	1-6	1-3	1-2/3	4	0	2	0	2	14
at Texas Tech (12/30)	Y	17	1-4	0-2	0-0	0-4/4	5	0	0	0	0	2
at Illinois (1/2)	Y	20	2-6	1-3	0-1	1-0/1	4	1	4	1	1	6
Michigan State (1/5)	Y	33	6-8	1-1	2-2	1-3/4	2	2	1	3	0	15
Michigan (1/9)	Y	16	3-3	1-1	0-1	0-3/3	5	0	2	1	1	7
at Purdue (1/12)	Y	35	8-12	2-4	6-6	2-5/7	3	1	4	0	2	24
at Wisconsin (1/16)	Y	24	6-14	0-5	1-3	2-5/7	3	0	1	1	0	13
at Michigan (1/19)	Y	27	4-8	1-1	6-8	0-3/3	3	2	1	1	0	15

MINNESOTA Michigan	69	Game 17
	71	January 19, 2002 Crisler Arena Ann Arbor, Mich.
Attendance: 11,603		

Recap: Michigan was able to steal a 71-69 victory over Minnesota in Ann Arbor, Mich., as Bernard Robinson Jr. hit a running jumper with 3.3 seconds remaining for the win. It was the first loss for the Golden Gophers in their last four meetings with Michigan. Minnesota was led by its front line, which accounted for 75 percent of the team's scoring. Sophomore Michael Bauer led the Gophers in scoring for the fifth time this season, with 17 points. Rickert scored 15 points, while Rychart added 14 and nine rebounds, just missing his fifth double-double of the season.

Minnesota	Min	FG-A	FT-A	R	A	Pt	Michigan	Min	FG-A	FT-A	R	A	Pt
Rychart, F	35	6-15	2-2	9	1	14	Groninger, F	17	0-4	2-3	2	1	2
Bennett, F	26	1-2	0-0	4	1	3	Bailey, F	16	0-1	4-4	3	1	4
Rickert, C	27	4-8	6-8	3	2	15	Young, C	37	6-13	6-7	4	1	18
Burleson, G	33	2-6	2-2	4	8	6	Queen, G	35	2-3	0-0	0	4	5
Bauer, G	30	7-15	0-0	2	2	17	Goffredson, G	3	0-0	0-0	0	0	0
Fleming	23	0-1	3-6	4	1	3	Ingerson	23	4-11	0-0	4	2	10
Esselink	2	0-1	0-0	0	0	0	Blanchard	27	8-10	1-2	3	0	20
Holman	12	3-6	0-0	3	0	6	Robinson, Jr.	25	5-12	2-2	10	6	12
Hargrow	12	1-1	2-2	3	0	5	Jones	17	0-2	0-0	2	0	0
TEAM				3			TEAM				1		
Totals	200	24-55	15-20	35	15	69	Totals	200	25-56	15-18	29	15	71

Halftime: Minnesota 29, MI 28 **3-Pt Goals:** Minn - 6-17 (Rychart 0-3, Bennett 1-1, Rickert 1-1, Burleson 0-3, Bauer 3-7, Esselink 0-1, Hargrow 1-1) MI - 6-19 (Groninger 0-2, Queen 1-2, Ingerson 2-6, Blanchard 3-5, Robinson 0-2, Jones 0-2)

Turnovers: Minnesota 16, MI 16

Personal Fouls: Minnesota 17, MI 15

Technical: none

Fouled Out: MI - Blanchard

Att: 11,603

University of Minnesota
 Minnesota Golden Gophers Season Schedule/Results & Leaders (as of Jan 25, 2002)
 All games

RECORD:	OVERALL	HOME	AWAY	NEUTRAL
ALL GAMES.....	(10-7)	(9-1)	(1-6)	(0-0)
CONFERENCE.....	(3-3)	(2-0)	(1-3)	(0-0)
NON-CONFERENCE.....	(7-4)	(7-1)	(0-3)	(0-0)

DATE	TIME	OPPONENT		SCORE	ATTEND	HIGH POINTS	HIGH REBOUNDS
11/17/01	4:05	MERCER BEARS	W	80-59	12534	(18)Bauer, Michael	(9)Rychart, Dusty
11/21/01	7:05 p.m.	NORTH CAROLINA-ASHEVILLE	W	92-65	12188	(19)Bauer, Michael	(7)Rychart, Dusty
11/24/01	7:05 p.m.	EASTERN WASHINGTON EAGLES	W	86-68	12533	(17)Bauer, Michael	(10)Rickert, Rick
11/27/01	9:30 pm	at Wake Forest		79-85 L	9227	(22)Rychart, Dusty	(13)Rychart, Dusty
12/1/01	1:05 p.m.	UT-PAN AMERICAN BRONCS	W	89-72	12110	(19)Bennett, Travarus	(6)Rychart, Dusty (6)Fleming, Kerwin
12/4/01	7:05 p.m.	UNC-WILMINGTON SEAHAWKS		50-58 L	12069	(13)Rickert, Rick	(6)Rickert, Rick
12/07/01	7:30 p.m.	at Georgia Bulldogs		55-77 L	7158	(10)Rychart, Dusty	(11)Rychart, Dusty
12/10/01	6:00 p.m.	OREGON DUCKS	W	75-72	12610	(28)Rickert, Rick	(9)Rickert, Rick
12/13/01	7:05 p.m.	MARYLAND-EASTERN SHORE HAWKS	W	95-48	12155	(17)Rychart, Dusty	(10)Rychart, Dusty
12/22/01	7:05 p.m.	NEBRASKA CORNHUSKERS	W	81-72	13435	(18)Rychart, Dusty	(9)Rychart, Dusty
12/30/01	3:15 pm	at Texas Tech		60-80 L	14232	(20)Rychart, Dusty	(10)Bennett, Travarus
01/02/02	7:00 pm	* at University of Illinois		53-76 L	16500	(16)Bauer, Michael	(7)Bennett, Travarus
1/5/02	3:30 p.m.	* MICHIGAN STATE SPARTANS	W	70-67	13696	(16)Holman, Jerry	(5)Rychart, Dusty
1/9/02	7:00 p.m.	* MICHIGAN WOLVERINES	W	90-82	13172	(19)Burleson, Kevin (19)Rychart, Dusty	(7)Rychart, Dusty (7)Bauer, Michael
01/12/02	2:30 PM EST	* at Purdue	W	87-71	12488	(24)Burleson, Kevin (24)Rickert, Rick	(7)Rickert, Rick
1/16/02	7:00PM CST	* at Wisconsin		64-73 L	16363	(17)Rychart, Dusty	(10)Rychart, Dusty
01/19/02	4:30pm	* at Michigan		69-71 L	11603	(17)Bauer, Michael	(9)Rychart, Dusty

* - Conference game

ATTENDANCE SUMMARY	GAMES	TOTALS	AVG/GAME
HOME.....	10	126502	12650
AWAY.....	7	87571	12510
NEUTRAL.....	0	0	0
TOTAL.....	17	214073	12593

University of Minnesota
Minnesota Golden Gophers Combined Team Statistics (as of Jan 25, 2002)
All games

RECORD:	OVERALL	HOME	AWAY	NEUTRAL
ALL GAMES	(10-7)	(9-1)	(1-6)	(0-0)
CONFERENCE	(3-3)	(2-0)	(1-3)	(0-0)
NON-CONFERENCE	(7-4)	(7-1)	(0-3)	(0-0)

## Player	GP-GS	Min--Avg	---TOTAL---		---3-PTS---		FT-FTA	Pct	---REBOUNDS---				PF	FO	A	TO	Blk	Stl	Pts	Avg
			FG-FGA	Pct	3FG-FGA	Pct			Off	Def	Tot	Avg								
45 Rychart, Dusty.....	17-17	495 29.1	91-177	.514	7-26	.269	41-53	.774	53	72	125	7.4	41	0	33	41	3	13	230	13.5
1 Rickert, Rick.....	17-17	452 26.6	80-154	.519	19-56	.339	32-46	.696	26	62	88	5.2	51	2	20	26	22	14	211	12.4
41 Bauer, Michael.....	17-16	446 26.2	70-156	.449	26-73	.356	26-36	.722	24	51	75	4.4	37	1	25	30	23	11	192	11.3
21 Bennett, Travarus..	17-15	443 26.1	43-92	.467	17-38	.447	42-56	.750	38	41	79	4.6	42	0	27	19	9	37	145	8.5
40 Holman, Jerry.....	17-1	345 20.3	61-112	.545	0-0	.000	22-32	.688	27	35	62	3.6	42	1	14	27	19	12	144	8.5
12 Burleson, Kevin....	17-17	450 26.5	40-117	.342	17-62	.274	29-38	.763	10	26	36	2.1	38	2	88	37	5	23	126	7.4
15 Fleming, Kerwin....	16-2	332 20.8	34-96	.354	14-40	.350	27-41	.659	9	27	36	2.3	39	2	21	26	1	9	109	6.8
11 Hargrow, Maurice...	14-0	128 9.1	20-41	.488	5-12	.417	11-16	.688	4	16	20	1.4	6	0	6	8	1	2	56	4.0
31 Esselink, Steve....	16-0	141 8.8	16-41	.390	8-23	.348	1-2	.500	6	11	17	1.1	9	0	17	16	0	6	41	2.6
30 Lorang, Justin.....	6-0	24 4.0	4-8	.500	0-1	.000	0-3	.000	0	3	3	0.5	0	0	0	2	0	0	8	1.3
3 Robinson, Aaron....	15-0	100 6.7	2-19	.105	2-10	.200	5-11	.455	1	7	8	0.5	14	0	14	15	1	9	11	0.7
35 Chall, Randy.....	6-0	14 2.3	0-2	.000	0-0	.000	1-2	.500	0	3	3	0.5	2	0	0	0	0	1	1	0.2
24 Bolden, Tyree.....	6-0	15 2.5	0-3	.000	0-1	.000	1-2	.500	1	2	3	0.5	2	0	0	2	0	0	1	0.2
5 Hokenson, Wade....	6-0	15 2.5	0-2	.000	0-1	.000	0-0	.000	0	3	3	0.5	0	0	1	1	0	0	0	0.0
TEAM.....									35	28	63	3.7	0		2					

Total.....	17	3400	461-1020	.452	115-343	.335	238-338	.704	234	387	621	36.5	323	8	266	252	84	137	1275	75.0
Opponents.....	17	3400	397-934	.425	127-349	.364	275-366	.751	201	376	577	33.9	315	-	233	282	60	131	1196	70.4

TEAM STATISTICS	MINN	OPP	DATE	OPPONENT	W/L	SCORE	ATTEND
SCORING.....	1275	1196	11/17/01	MERCER BEARS	W	80-59	12534
Points per game.....	75.0	70.4	11/21/01	NORTH CAROLINA-ASHEVILLE	W	92-65	12188
Scoring margin.....	+4.6	-	11/24/01	EASTERN WASHINGTON EAGLES	W	86-68	12533
FIELD GOALS-ATT.....	461-1020	397-934	11/27/01	at Wake Forest	L	79-85	9227
Field goal pct.....	.452	.425	12/1/01	UT-PAN AMERICAN BRONCS	W	89-72	12110
3 POINT FG-ATT.....	115-343	127-349	12/4/01	UNC-WILMINGTON SEAHAWKS	L	50-58	12069
3-point FG pct.....	.335	.364	12/07/01	at Georgia Bulldogs	L	55-77	7158
3-pt FG made per game..	6.8	7.5	12/10/01	OREGON DUCKS	W	75-72	12610
FREE THROWS-ATT.....	238-338	275-366	12/13/01	MARYLAND-EASTERN SHORE HAWKS	W	95-48	12155
Free throw pct.....	.704	.751	12/22/01	NEBRASKA CORNHUSKERS	W	81-72	13435
REBOUNDS.....	621	577	12/30/01	at Texas Tech	L	60-80	14232
Rebounds per game.....	36.5	33.9	*01/02/02	at University of Illinois	L	53-76	16500
Rebounding margin.....	+2.6	-	*1/5/02	MICHIGAN STATE SPARTANS	W	70-67	13696
ASSISTS.....	266	233	*1/9/02	MICHIGAN WOLVERINES	W	90-82	13172
Assists per game.....	15.6	13.7	*01/12/02	at Purdue	W	87-71	12488
TURNOVERS.....	252	282	*1/16/02	at Wisconsin	L	64-73	16363
Turnovers per game.....	14.8	16.6	*01/19/02	at Michigan	L	69-71	11603
Turnover margin.....	+1.8	-					
Assist/turnover ratio..	1.1	0.8					
STEALS.....	137	131					
Steals per game.....	8.1	7.7					
BLOCKS.....	84	60					
Blocks per game.....	4.9	3.5					
WINNING STREAK.....	0	-					
Home win streak.....	5	-					
ATTENDANCE.....	126502	87571					
Home games-Avg/Game....	10-12650	7-12510					
Neutral site-Avg/Game..	-	0-0					

SCORE BY PERIODS:	1st	2nd	Total
Minnesota Golden Gophers.....	609	666	- 1275
Opponents.....	535	661	- 1196

University of Minnesota
Minnesota Golden Gophers Combined Team Statistics (as of Jan 25, 2002)
Conference games

RECORD:	OVERALL	HOME	AWAY	NEUTRAL
ALL GAMES	(3-3)	(2-0)	(1-3)	(0-0)
CONFERENCE	(3-3)	(2-0)	(1-3)	(0-0)
NON-CONFERENCE	(0-0)	(0-0)	(0-0)	(0-0)

## Player	GP-GS	Min--Avg	---TOTAL---		---3-PTS---		----REBOUNDS----						PF FO		A TO		Blk	Stl	Pts	Avg
			FG-FGA	Pct	3FG-FGA	Pct	FT-FTA	Pct	Off	Def	Tot	Avg								
45 Rychart, Dusty.....	6-6	193 32.2	35-68	.515	0-9	.000	10-12	.833	17	24	41	6.8	15	0	11	20	1	5	80	13.3
04 Rickert, Rick.....	6-6	155 25.8	29-51	.569	6-15	.400	15-21	.714	6	19	25	4.2	20	1	6	13	7	4	79	13.2
41 Bauer, Michael.....	6-6	174 29.0	28-55	.509	10-22	.455	5-9	.556	7	19	26	4.3	11	0	12	16	9	4	71	11.8
12 Burleson, Kevin....	6-6	161 26.8	16-41	.390	6-21	.286	18-22	.818	1	13	14	2.3	10	1	26	18	1	4	56	9.3
40 Holman, Jerry.....	6-0	124 20.7	23-36	.639	0-0	.000	4-6	.667	6	9	15	2.5	14	0	5	7	5	2	50	8.3
21 Bennett, Travarus..	6-6	166 27.7	9-21	.429	3-6	.500	16-20	.800	9	22	31	5.2	20	0	13	9	2	14	37	6.2
15 Fleming, Kerwin....	6-0	139 23.2	10-27	.370	5-12	.417	11-21	.524	3	9	12	2.0	15	2	8	12	0	3	36	6.0
11 Hargrow, Maurice...	5-0	38 7.6	5-8	.625	1-2	.500	5-8	.625	1	4	5	1.0	2	0	1	2	0	0	16	3.2
31 Esselink, Steve....	6-0	37 6.2	3-6	.500	2-4	.500	0-0	.000	1	2	3	0.5	5	0	3	6	0	1	8	1.3
35 Chall, Randy.....	1-0	1 1.0	0-0	.000	0-0	.000	0-0	.000	0	1	1	1.0	0	0	0	0	0	0	0	0.0
5 Hokenson, Wade....	1-0	1 1.0	0-0	.000	0-0	.000	0-0	.000	0	1	1	1.0	0	0	0	0	0	0	0	0.0
3 Robinson, Aaron....	4-0	11 2.8	0-1	.000	0-1	.000	0-1	.000	0	0	0	0.0	2	0	0	2	0	0	0	0.0
TEAM.....									8	9	17	2.8	0		1					

Total.....	6	1200	158-314	.503	33-92	.359	84-120	.700	59	132	191	31.8	114	4	85	106	25	37	433	72.2
Opponents.....	6	1200	142-333	.426	48-132	.364	108-133	.812	67	114	181	30.2	115	-	86	87	14	53	440	73.3

TEAM STATISTICS	MINN	OPP	DATE	OPPONENT	W/L	SCORE	ATTEND
SCORING.....	433	440	*01/02/02	at University of Illinois	L	53-76	16500
Points per game.....	72.2	73.3	*1/5/02	MICHIGAN STATE SPARTANS	W	70-67	13696
Scoring margin.....	-1.2	-	*1/9/02	MICHIGAN WOLVERINES	W	90-82	13172
FIELD GOALS-ATT.....	158-314	142-333	*01/12/02	at Purdue	W	87-71	12488
Field goal pct.....	.503	.426	*1/16/02	at Wisconsin	L	64-73	16363
3 POINT FG-ATT.....	33-92	48-132	*01/19/02	at Michigan	L	69-71	11603
3-point FG pct.....	.359	.364					
3-pt FG made per game..	5.5	8.0					
FREE THROWS-ATT.....	84-120	108-133					
Free throw pct.....	.700	.812					
REBOUNDS.....	191	181					
Rebounds per game.....	31.8	30.2					
Rebounding margin.....	+1.7	-					
ASSISTS.....	85	86					
Assists per game.....	14.2	14.3					
TURNOVERS.....	106	87					
Turnovers per game.....	17.7	14.5					
Turnover margin.....	-3.2	-					
Assist/turnover ratio..	0.8	1.0					
STEALS.....	37	53					
Steals per game.....	6.2	8.8					
BLOCKS.....	25	14					
Blocks per game.....	4.2	2.3					
WINNING STREAK.....	0	-					
Home win streak.....	2	-					
ATTENDANCE.....	26868	56954					
Home games-Avg/Game....	2-13434	4-14238					
Neutral site-Avg/Game..	-	0-0					

SCORE BY PERIODS:	1st	2nd	Total
-----	-----	-----	-----
Minnesota Golden Gophers.....	198	235	- 433
Opponents.....	207	233	- 440

University of Minnesota
 Minnesota Golden Gophers Team Game-by-Game (as of Jan 25, 2002)
 All games

TEAM STATISTICS

Opponent	Date	Score	W/L	---TOTAL---		--3-PTRS--		---FT---		----REBOUNDS----				PF	A	TO	Blk	Stl	Pts---Avg	
				FG-FGA	Pct	3FG-FGA	Pct	FT-FTA	Pct	Off	Def	Tot	Avg						Pts	Avg
MERCER BEARS	11/17/01	80-59	W	28-69	.406	9-29	.310	15-24	.625	20	26	46	46.0	21	19	10	5	10	80	80.0
NORTH CAROLINA-ASHEVI	11/21/01	92-65	W	39-74	.527	6-17	.353	8-11	.727	20	19	39	42.5	13	26	12	4	15	92	86.0
EASTERN WASHINGTON EA	11/24/01	86-68	W	30-55	.545	9-21	.429	17-28	.607	10	23	33	39.3	20	21	17	10	12	86	86.0
at Wake Forest	11/27/01	79-85	L	30-73	.411	9-26	.346	10-12	.833	20	21	41	39.8	23	9	11	2	7	79	84.2
UT-PAN AMERICAN BRONC	12/1/01	89-72	W	29-61	.475	8-17	.471	23-27	.852	14	23	37	39.2	20	16	16	8	11	89	85.2
UNC-WILMINGTON SEAHAW	12/4/01	50-58	L	19-52	.365	7-20	.350	5-9	.556	10	26	36	38.7	19	11	16	12	5	50	79.3
at Georgia Bulldogs	12/07/01	55-77	L	19-66	.288	4-24	.167	13-20	.650	21	26	47	39.9	17	7	20	6	7	55	75.9
OREGON DUCKS	12/10/01	75-72	W	26-65	.400	6-24	.250	17-23	.739	15	20	35	39.2	14	13	9	2	9	75	75.8
MARYLAND-EASTERN SHOR	12/13/01	95-48	W	32-58	.552	9-19	.474	22-28	.786	13	29	42	39.6	15	25	13	6	9	95	77.9
NEBRASKA CORNHUSKERS	12/22/01	81-72	W	29-60	.483	9-25	.360	14-21	.667	14	19	33	38.9	19	18	11	3	11	81	78.2
at Texas Tech	12/30/01	60-80	L	22-73	.301	6-29	.207	10-15	.667	18	23	41	39.1	28	16	11	1	4	60	76.5
at University of Illi	01/02/02	53-76	L	22-54	.407	3-13	.231	6-11	.545	10	18	28	38.2	19	14	17	4	6	53	74.6
MICHIGAN STATE SPARTA	1/5/02	70-67	W	22-49	.449	5-16	.313	21-29	.724	7	19	26	37.2	17	12	11	8	8	70	74.2
MICHIGAN WOLVERINES	1/9/02	90-82	W	34-49	.694	8-13	.615	14-20	.700	7	25	32	36.9	19	17	23	7	5	90	75.4
at Purdue	01/12/02	87-71	W	31-52	.596	8-16	.500	17-22	.773	7	22	29	36.3	17	16	19	1	9	87	76.1
at Wisconsin	1/16/02	64-73	L	25-55	.455	3-17	.176	11-18	.611	14	27	41	36.6	25	11	20	4	3	64	75.4
at Michigan	01/19/02	69-71	L	24-55	.436	6-17	.353	15-20	.750	14	21	35	36.5	17	15	16	1	6	69	75.0

Minnesota Golden Gophers		1275		461-1020	.452	115-343	.335	238-338	.704	234	387	621	36.5	323	266	252	84	137	1275	75.0
Opponents		1196		397-934	.425	127-349	.364	275-366	.751	201	376	577	33.9	315	233	282	60	131	1196	70.4

Games played: 17
 Points/game: 75.0
 FG Pct: 45.2
 3FG Pct: 33.5
 FT Pct: 70.4

Rebounds/game: 36.5
 Assists/game: 15.6
 Turnovers/game: 14.8
 Assist/turnover ratio: 1.1
 Steals/game: 8.1
 Blocks/game: 4.9

University of Minnesota
 Minnesota Golden Gophers Game-by-Game Points-Rebounds-Assists (as of Jan 25, 2002)
 All games

Opponent	Date	Score	WL	03	04	5	11	12	15	21	24	30
				ROBINSON, RICKERT, R	HOKENSON, HARGROW, M	BURLESON, FLEMING, K	BENNETT, T	BOLDEN, TY	LORANG, JU			
MERCER BEARS	11/17/01	80-59	W	1- 3- 3	17- 6- 1	0- 0- 0	7- 1- 0	4- 3- 4	5- 1- 1	1- 1- 4	0- 0- 0	0- 1- 0
NORTH CAROLINA-ASHEVILL	11/21/01	92-65	W	0- 0- 2	15- 4- 3	0- 0- 0	11- 2- 1	0- 2- 11	6- 0- 1	11- 5- 1	1- 1- 0	4- 1- 0
EASTERN WASHINGTON EAGL	11/24/01	86-68	W	5- 0- 2	14- 10- 2	0- 0- 0	2- 3- 0	6- 2- 8	7- 2- 2	7- 3- 1	0- 0- 0	2- 0- 0
at Wake Forest	11/27/01	79-85	L	0- 0- 0	9- 5- 2	DNP	0- 0- 0	12- 0- 4	9- 1- 2	12- 7- 0	DNP	DNP
UT-PAN AMERICAN BRONCS	12/1/01	89-72	W	2- 0- 2	8- 5- 4	DNP	4- 3- 0	10- 3- 6	7- 6- 1	19- 4- 0	0- 0- 0	0- 0- 0
UNC-WILMINGTON SEAHAWKS	12/4/01	50-58	L	3- 2- 0	13- 6- 1	DNP	5- 1- 1	8- 2- 5	4- 5- 1	0- 0- 0	DNP	DNP
at Georgia Bulldogs	12/07/01	55-77	L	0- 1- 0	7- 7- 0	0- 1- 1	7- 3- 0	4- 0- 1	5- 4- 1	8- 6- 2	DNP	DNP
OREGON DUCKS	12/10/01	75-72	W	0- 0- 0	28- 9- 0	DNP	DNP	6- 1- 5	14- 3- 2	11- 5- 0	DNP	DNP
MARYLAND-EASTERN SHORE	12/13/01	95-48	W	0- 2- 4	5- 4- 1	0- 1- 0	DNP	5- 4- 8	8- 0- 1	16- 2- 2	0- 2- 0	2- 0- 0
NEBRASKA CORNHUSKERS	12/22/01	81-72	W	0- 0- 1	14- 3- 0	DNP	2- 0- 2	9- 0- 5	8- 2- 1	8- 5- 1	DNP	DNP
at Texas Tech	12/30/01	60-80	L	0- 0- 0	2- 4- 0	DNP	2- 2- 1	6- 5- 5	DNP	15- 10- 3	0- 0- 0	0- 1- 0
at University of Illino	01/02/02	53-76	L	0- 0- 0	5- 1- 1	0- 1- 0	0- 0- 0	0- 2- 4	4- 0- 1	6- 7- 3	DNP	DNP
MICHIGAN STATE SPARTANS	1/5/02	70-67	W	DNP	15- 4- 2	DNP	DNP	5- 2- 2	6- 3- 1	7- 3- 1	DNP	DNP
MICHIGAN WOLVERINES	1/9/02	90-82	W	0- 0- 0	7- 3- 0	DNP	6- 1- 0	19- 3- 4	7- 1- 2	5- 3- 3	DNP	DNP
at Purdue	01/12/02	87-71	W	0- 0- 0	24- 7- 1	DNP	2- 0- 1	24- 3- 5	7- 1- 1	7- 6- 2	DNP	DNP
at Wisconsin	1/16/02	64-73	L	0- 0- 0	13- 7- 0	DNP	3- 1- 0	2- 0- 3	9- 3- 2	9- 8- 3	DNP	DNP
at Michigan	01/19/02	69-71	L	DNP	15- 3- 2	DNP	5- 3- 0	6- 4- 8	3- 4- 1	3- 4- 1	DNP	DNP

Opponent	Date	Score	WL	31	35	40	41	45
				ESSELINK, CHALL, RAN	HOLMAN, JE	BAUER, MIC	RYCHART, D	
MERCER BEARS	11/17/01	80-59	W	0- 3- 2	0- 1- 0	17- 6- 1	18- 8- 1	10- 9- 2
NORTH CAROLINA-ASHEVILL	11/21/01	92-65	W	2- 1- 1	0- 1- 0	14- 6- 1	19- 2- 3	9- 7- 2
EASTERN WASHINGTON EAGL	11/24/01	86-68	W	5- 3- 2	1- 0- 0	14- 3- 0	17- 2- 0	6- 2- 4
at Wake Forest	11/27/01	79-85	L	0- 0- 0	DNP	4- 7- 1	11- 5- 0	22- 13- 0
UT-PAN AMERICAN BRONCS	12/1/01	89-72	W	0- 0- 0	DNP	8- 1- 1	13- 4- 1	18- 6- 1
UNC-WILMINGTON SEAHAWKS	12/4/01	50-58	L	DNP	DNP	4- 4- 0	3- 5- 1	10- 4- 2
at Georgia Bulldogs	12/07/01	55-77	L	5- 2- 0	0- 0- 0	7- 4- 1	2- 4- 1	10- 11- 0
OREGON DUCKS	12/10/01	75-72	W	0- 0- 3	DNP	4- 3- 1	2- 7- 0	10- 5- 2
MARYLAND-EASTERN SHORE	12/13/01	95-48	W	12- 1- 2	0- 0- 0	15- 8- 2	15- 2- 3	17- 10- 2
NEBRASKA CORNHUSKERS	12/22/01	81-72	W	2- 3- 0	DNP	5- 3- 1	15- 4- 3	18- 9- 4
at Texas Tech	12/30/01	60-80	L	7- 1- 4	DNP	2- 2- 0	6- 6- 0	20- 8- 3
at University of Illino	01/02/02	53-76	L	5- 1- 0	0- 1- 0	10- 2- 1	16- 4- 1	7- 5- 3
MICHIGAN STATE SPARTANS	1/5/02	70-67	W	0- 0- 1	DNP	16- 3- 0	12- 3- 3	9- 5- 2
MICHIGAN WOLVERINES	1/9/02	90-82	W	0- 0- 2	DNP	12- 3- 3	15- 7- 2	19- 7- 1
at Purdue	01/12/02	87-71	W	3- 2- 0	DNP	2- 1- 1	4- 3- 3	14- 5- 2
at Wisconsin	1/16/02	64-73	L	0- 0- 0	DNP	4- 3- 0	7- 7- 1	17- 10- 2
at Michigan	01/19/02	69-71	L	0- 0- 0	DNP	6- 3- 0	17- 2- 2	14- 9- 1


University of Minnesota
 Minnesota Golden Gophers Game-by-Game Highs (as of Jan 25, 2002)
 All games

Opponent	Date	Score	WL	POINTS	REBOUNDS	ASSISTS	STEALS	BLOCKED SHOTS
MERCER BEARS	11/17/01	80-59	W	18-Bauer, Michae	9-Rychart, Dust	4-Bennett, Trav Burleson, Kev	3-Bennett, Trav	4-Rickert, Rick
NORTH CAROLINA-ASHEVILLE	11/21/01	92-65	W	19-Bauer, Michae	7-Rychart, Dust	11-Burleson, Kev	4-Bennett, Trav	1-Holman, Jerry Rychart, Dust Bauer, Michae Rickert, Rick
EASTERN WASHINGTON EAGLES	11/24/01	86-68	W	17-Bauer, Michae	10-Rickert, Rick	8-Burleson, Kev	4-Bennett, Trav	5-Rickert, Rick
at Wake Forest	11/27/01	79-85	L	22-Rychart, Dust	13-Rychart, Dust	4-Burleson, Kev	2-Holman, Jerry Rickert, Rick	1-Burleson, Kev Holman, Jerry
UT-PAN AMERICAN BRONCS	12/1/01	89-72	W	19-Bennett, Trav	6-Fleming, Kerw Rychart, Dust	6-Burleson, Kev	4-Burleson, Kev	3-Bennett, Trav
UNC-WILMINGTON SEAHAWKS	12/4/01	50-58	L	13-Rickert, Rick	6-Rickert, Rick	5-Burleson, Kev	2-Fleming, Kerw Burleson, Kev	4-Rickert, Rick Holman, Jerry
at Georgia Bulldogs	12/07/01	55-77	L	10-Rychart, Dust	11-Rychart, Dust	2-Bennett, Trav	1-Chall, Randy Rychart, Dust Hargrow, Maur Rickert, Rick Bauer, Michae Burleson, Kev Bennett, Trav	2-Bauer, Michae Holman, Jerry
OREGON DUCKS	12/10/01	75-72	W	28-Rickert, Rick	9-Rickert, Rick	5-Burleson, Kev	4-Burleson, Kev	1-Bauer, Michae Holman, Jerry
MARYLAND-EASTERN SHORE HA	12/13/01	95-48	W	17-Rychart, Dust	10-Rychart, Dust	8-Burleson, Kev	3-Bauer, Michae	2-Holman, Jerry
NEBRASKA CORNHUSKERS	12/22/01	81-72	W	18-Rychart, Dust	9-Rychart, Dust	5-Burleson, Kev	4-Bennett, Trav	3-Bauer, Michae
at Texas Tech	12/30/01	60-80	L	20-Rychart, Dust	10-Bennett, Trav	5-Burleson, Kev	2-Rychart, Dust	1-Burleson, Kev
at University of Illinois	01/02/02	53-76	L	16-Bauer, Michae	7-Bennett, Trav	4-Burleson, Kev	3-Rychart, Dust	1-Rickert, Rick Rychart, Dust Bennett, Trav Bauer, Michae
MICHIGAN STATE SPARTANS	1/5/02	70-67	W	16-Holman, Jerry	5-Rychart, Dust	3-Bauer, Michae	4-Bennett, Trav	4-Bauer, Michae
MICHIGAN WOLVERINES	1/9/02	90-82	W	19-Rychart, Dust Burleson, Kev	7-Bauer, Michae Rychart, Dust	4-Burleson, Kev	3-Bennett, Trav	3-Holman, Jerry
at Purdue	01/12/02	87-71	W	24-Rickert, Rick Burleson, Kev	7-Rickert, Rick	5-Burleson, Kev	2-Rickert, Rick Bennett, Trav	1-Holman, Jerry
at Wisconsin	1/16/02	64-73	L	17-Rychart, Dust	10-Rychart, Dust	3-Bennett, Trav Burleson, Kev	1-Burleson, Kev Bauer, Michae Bennett, Trav	2-Bauer, Michae
at Michigan	01/19/02	69-71	L	17-Bauer, Michae	9-Rychart, Dust	8-Burleson, Kev	4-Bennett, Trav	1-Rickert, Rick

MINNESOTA

Golden Gopher

BASKETBALL



Minnesota Media Relations
BB contact: Kyle Coughlin
 Assistant Media Relations Director
Phone: 612.625.4090
Fax: 612.625.0359
email: cough002@umn.edu

Minnesota Men's Media Relations, 516 15th Ave. SE, 244 Bierman Field Athletic Building, Minneapolis, Minn. 55455 www.gophersports.com

2001-02 SCHEDULE

Date	Opponent	Time/Result
Nov. 8	Harlem Globetrotters (exh.)	L, 70-79
Nov. 12	Minnesota-Duluth (exh.)	W, 67-59
Nov. 17	Mercer	W, 80-59
Nov. 21	UNC-Asheville	W, 92-65
Nov. 24	Eastern Washington	W, 86-68
Nov. 27	at Wake Forest* (ESPN2)	L, 79-85
Dec. 1	Texas Pan-American	W, 89-72
Dec. 4	UNC-Wilmington	L, 50-58
Dec. 7	at Georgia	L, 55-77
Dec. 10	Oregon (ESPN2)	W, 75-72
Dec. 13	Maryland-Eastern Shore	W, 95-48
Dec. 22	Nebraska	W, 81-72
Dec. 30	at Texas Tech (KSTC-Ch. 45)	L, 60-80
Jan. 2	at #7 Illinois (KSTC-Ch. 45)	L, 53-76
Jan. 5	#17 Michigan State (VSN/Ch. 45)	W, 70-67
Jan. 9	Michigan (KSTC-Ch. 45)	W, 90-82
Jan. 12	at Purdue (KSTC-Ch. 45)	W, 87-71
Jan. 16	at Wisconsin (KSTC-Ch. 45)	L, 64-73
Jan. 19	at Michigan (KSTC-Ch. 45)	L, 69-71
Jan. 26	#20 Ohio State (KSTC-Ch. 45)	W, 89-71
Jan. 30	Penn State (KSTC-Ch. 45)	7:00 p.m.
Feb. 2	Indiana (KSTC-Ch. 45)	3:30 p.m.
Feb. 9	at Iowa (KSTC-Ch. 45)	2:00 p.m.
Feb. 13	at Northwestern (KSTC-Ch. 45)	7:00 p.m.
Feb. 16	Wisconsin (KSTP-Ch. 5)	1:30 p.m.
Feb. 21	at Michigan State (ESPN)	6:00 p.m.
Feb. 23	at Penn State (KSTP-Ch. 5)	11:15 a.m.
Feb. 27	Northwestern (VSN/Ch. 45)	7:00 p.m.
Mar. 2/3	Illinois (Ch. 45/CBS)	7/3:00 p.m.
Mar. 7-10	Big Ten Tournament (Conseco Fieldhouse, Indianapolis, Ind.)	

*Times and dates subject to change
 All times central.
 VSN = Victory Sports Network
 * Big Ten/ACC Challenge*

Minnesota Golden Gophers (11-7, 4-3 Big Ten)

vs.

Penn State Nittany Lions (5-13, 1-6 Big Ten)

Jan. 30, 2002 • 7 p.m.
 Williams Arena
 Minneapolis, Minn.



Television: KSTC-Ch. 45 (ESPN+)
 Jim Barbar (pbp), Jim Dutcher (analyst)
Radio: WCCO AM 830
 Dave Lee (pbp), Kevin Lynch (analyst)

THE MATCHUP

Coming off their second win against a ranked opponent on Saturday, the Golden Gophers continue their homestand against the Penn State Nittany Lions. Minnesota ended Ohio State's 13-game conference winning streak and hope to start one of their own. Penn State has lost four in a row including a hard-fought, 66-63 loss to Wisconsin on Saturday. The Lions trailed by 12 at the half in Madison, but could not rally for the win.

SCOUTING THE NITTANY LIONS

Penn State lost four of its starters from last season's Sweet 16 team and were forced to revamp its lineup with young and inexperienced players. The Nittany Lions have struggled to a 1-6 record in the Big Ten, but have been playing better of late. Two Saturdays ago, they pushed Michigan State to the limit in a loss in State College and last Saturday almost came back at Wisconsin. The Lions are led by the guard tandem of Sharif Chambliss and Brandon Watkins. Chambliss leads the league with 3.5 threes per game and is averaging 14.4 points per game. Watkins leads the team assists at 4.0 per game is scores at a 13.6 per game clip. PSU's

**records involve games later vacated by Minnesota due to NCAA infractions.*

main inside threat is senior Tyler Smith. Smith averages 12.1 points and 5.0 rebounds per game.

THE SERIES

Minnesota leads the series 11-6*. The Gophers lead the series in Minneapolis 8-1*. Penn State won the only meeting last season in Williams Arena 82-62 on Feb. 14.

- Last Year's Results:**
 Feb. 14, 2001 PSU 82, UM 62 (Williams Arena)
Last PSU win:
 Feb. 14, 2001 PSU 82, UM 62 (Williams Arena)
Last Minnesota win:
 Feb. 17, 1999 UM 93, PSU 69 (State College)*
Last Minnesota win in Minneapolis:
 Jan. 9, 1999 UM 75, PSU 60*

WHAT'S NEXT


Minnesota completes its three-game homestand Saturday against the Indiana Hoosiers. Game time is set for 3:30 p.m. The game can be seen locally on KSTC-Ch. 45.

PROBABLE STARTING LINEUPS

MINNESOTA	PPG	RPG	OTHER	PENN STATE	PPG	RPG	OTHER
F Dusty Rychart	13.3	7.2	52% fg	F Tyler Smith	12.1	5.0	50% 3s
F Rick Rickert	12.8	5.1	23 blks	F Daren Tielsch	4.9	4.1	1.2 apg
C Jerry Holman	8.7	3.7	22 blks	C Kevin Fellows	1.2	1.8	7 blks
G Kerwin Fleming	6.9	2.2	1.3 apg	G Brandon Watkins	13.6	1.7	4.0 apg
G Travarus Bennett	9.2	4.8	2.1 spg	G Sharif Chambliss	14.4	1.8	1.7 apg

Officials: Rick Hartzell, Tom Eades, William Bush

HEAD COACH DAN MONSON



Now entering his third season in charge of the Minnesota basketball program, Dan Monson has again established himself as one of the best young coaches in the college ranks and has thrust the Golden Gophers back onto the national scene.

Despite scholarship limitations and injuries to two key starters, Monson brought the Maroon and Gold to the postseason in just his second year. An NIT appearance and a second-round loss to eventual champion Tulsa did nothing to dampen the remarkable job Monson and his staff did in 2000-01. Monson's Minnesota record is 41-37 and his overall four-year coaching record is 93-54.

Monson has also shown the country that he can be an effective recruiter. Monson's second recruiting class in Gold Country netted one of the top 10 classes in the nation, according to many recruiting publications. National Junior College All-American Jerry Holman and McDonald's All-American Rick Rickert will make an immediate impact in 2001-02.

Monson was named the Minnesota head coach on July 24, 1999. In his first year at the helm of the Minnesota program, Monson led the Golden Gophers to a 12-16 finish which included a six-game winning streak (11/20-12/11).

Monson led the Gonzaga Bulldogs within a breath of the Final Four three years ago. Along the way, his team defeated such notable NCAA powers as Stanford (82-74), Florida (73-72) and the Golden Gophers (75-63), before bowing out to eventual national champion Connecticut, 67-62.

Monson spent 11 years building the Gonzaga program. He began as an assistant coach in 1988 and spent six years laying the groundwork for the Bulldogs' success. In 1994-95, he was elevated to associate head coach under Head Coach Dan Fitzgerald who was also the athletics director. Three years later, Monson took over full control of the Gonzaga program. He had an immediate impact, leading the Bulldogs to a West Coast Conference title and advancing to the second round of the NIT. Along the way, the team set a school record for wins with 24. Monson was the first coach in West Coast Conference history to capture the regular-season title in his rookie season. For his efforts, his WCC peers voted him Coach of the Year and *Basketball Times* accorded him national Rookie Coach of the Year. His record in two seasons as head coach of the Zags was 52-17, with an impressive 4-2 mark in postseason play.

OHIO STATE RECAP

The Minnesota Golden Gophers won their third straight Big Ten game at home, downing No. 20/23 Ohio State 89-71 Saturday afternoon in Williams Arena in front of 13,838 fans. It was the first conference loss for the Buckeyes (15-3 overall, 6-1 in the Big Ten), while Minnesota upped its record to 11-7, 4-3 in the league. The 89 Minnesota points were the most by an OSU opponent this season, snapping a nine-game Buckeye winning streak.

It was the first win for the Gophers in their last seven meetings with OSU, dating back to a 76-53 victory Jan. 24, 1998. The 18-point win was also the largest margin of victory this season for Minnesota in a conference tilt.

Travarus Bennett's career-high 21 points led Minnesota. The senior guard also had seven rebounds, while making all six shots from the field, including three from three-point range, and all six of his free throws. The Gophers led 40-33 at half-time and upped their lead to 11 points less than a minute into the second stanza, but OSU went on a 21-2 over the next five minutes to take a 54-46 lead. The Gophers responded with an 8-0 run to tie the game, following a Jerry Holman basket, with 12:07 remaining.

Following a Rick Rickert three-pointer, the Golden Gophers held a 68-61 advantage with 7:11 remaining. It was the ninth trey in the contest for Minnesota in just 15 attempts. The 60 percent shooting from behind the arc was third best single-game effort in school history.

The Buckeyes were able to get within three points, following a Sean Connolly three-pointer with 6:10 remaining (70-67), but the Gophers ended the game with a 19-4 to seal the victory. The game was capped by a Holman dunk with two seconds remaining.

Rickert reached double figures for the fourth straight game, adding 19 points, while Holman and Dusty Rychart scored 12 and 10 points, respectively. Connolly led the Buckeyes with 17 points, while Brent Darby and Brian Brown each scored 14.

OHIO STATE GAME NOTES

- Minnesota made 9-of-15 three-point attempts (.600), the third-best mark in school history. The record is .625, set at Florida State in 2000 (10-16) and at Toledo (5-8) in 1989.
- Minnesota's 89 points is the most allowed by Ohio State this season. The previous high was just 71 by Purdue on Jan. 2.
- Minnesota's 18-point win is the largest Big Ten win of the season and ties the largest margin of victory in a Big Ten game under Monson. Minnesota also defeated Michigan by 18 (93-75) on Feb. 17, 2001.
- This is the first time Minnesota has defeated Ohio State under Monson (five meetings)
- Minnesota defeated OSU for the first time since Jan. 24, 1998 (76-53), a span of seven games.
- Minnesota is 2-1 against ranked opponents this season and 4-12 under Monson.
- Minnesota tied a season-high with nine three-point field goals.
- Travarus Bennett set a new career-high with 21

STATISTICAL COMPARISON

Minnesota vs. Penn State

Category	PSU	MINN
Record	5-13	11-7
Scoring Average	63.7	75.8
Opponent Scoring	70.8	70.4
Scoring Margin	-7.1	+5.4
Rebound Average	30.5	36.0
Opponent Rebounds	36.3	33.7
Rebound Margin	-5.8	+2.3
Field Goal Pct.	.399	.459
Opponent Field Goal Pct.	.472	.426
3-Point Field Goal Pct.	.361	.346
Free Throw Pct.	.703	.713
Assists Average	13.1	15.8
Turnovers Average	14.8	14.6
Blocks Average	3.7	5.1
Steals Average	5.1	7.9

points. Bennett notched double figure points for the seventh time this season and the 11th time in his career.

- Bennett scored his 300th career point.
- Rick Rickert scored in double figures for the fourth straight game and the 11th time this year.
- Jerry Holman scored in double figures for the eighth time this season.
- Kevin Burleson established a new career-high for assists in a Big Ten game with nine.
- Dusty Rychart scored in double figures for the fifth straight game, the 14th time this season and the 63rd time in his career.
- With 10 points, Rychart moved into 22nd place all-time at Minnesota with 1,103 points.

MINNESOTA QUICK FACTS

University Information

Location: Minneapolis, Minn.
Enrollment: 45,615
Colors: Maroon & Gold
Conference: Big Ten
Arena: Williams Arena (14,625)
President: Mark Yudof
Vice President/Chief of Staff: Tonya Moten Brown
Faculty Athletics Representative: Dr. Richard Weinberg
Director of Men's Athletics: Tom Moe

Team Information

Head Coach: Dan Monson (Idaho, 1985)
Career Record: 93-54 (four+ years)
Record at Minnesota: 41-37 (two+ years)
Associate Head Coach: Mike Petersen (third year)
Assistant Coaches: Bill Walker (third year), Arthur Prevost (third year)
Dir. of BB Operations: Vic Couch (second year)
2000-01 Overall Record: 18-14 (reached second round of NIT)
2000-01 Big Ten Record/Finish: 5-11 (9th)
Lettermen Returning/Lost: 7/3

MEDIA INFORMATION

PRACTICE ACCESS

As a rule, practice will be open to the media for the first 30 minutes of each workout except on game days. This is subject to change at the coaches discretion. All player interviews will be conducted before practice in the half hour preceding the team's workout. Coach Monson will be available for brief interviews during the first half hour of practice. Practice on weekdays is usually 2-5 p.m. Please check with Kyle Coughlin about practice times and all interview requests at least 24 hours in advance.

POSTGAME PROCEDURES:

Minnesota complies with an equal-access policy. Following a 10 minute cooling-off period, both coaches are available in the Interview Room on the lower level of the east end of Williams Arena. Minnesota players are available in the players lounge area adjacent to the Gopher locker room following the cooling-off period. Visiting team players generally conduct their player interviews in the lower level hallway outside their locker room.

GOLDEN GOPHERS ON THE INTERNET:

Minnesota Golden Gopher basketball stats, releases and game notes are available on the internet at www.gophersports.com. Information on the Big Ten Conference is available via the internet at www.bigten.org.

BIG TEN TELECONFERENCE:

When: Every Monday from 9-11 a.m. (central)
How long: Beginning Jan. 7, with the final call scheduled for Mar. 4, 2002.
Who: Each Big Ten men's head coach is invited to participate on the weekly teleconferences. Participation will not be mandatory, therefore, some coaches may not be available each week.
Call: Contact the Big Ten office at 847-696-1010 for the teleconference phone number and play-back number.

Order of Appearance

9:00 a.m. Bill Self, Illinois
 9:10 a.m. Steve Alford, Iowa
9:20 a.m. Dan Monson, Minnesota
 9:30 a.m. Bill Carmody, Northwestern
 9:40 a.m. Jerry Dunn, Penn State
 9:50 a.m. Gene Keady, Purdue
 10:00 a.m. Tom Izzo, Michigan State
 10:10 a.m. Bo Ryan, Wisconsin
 10:20 a.m. Tommy Amaker, Michigan
 10:30 a.m. Jim O'Brien, Ohio State
 10:40 a.m. Mike Davis, Indiana
 10:50 a.m. Player of the Week (if available)

'T' NAMED PLAYER OF THE WEEK AFTER PERFECT GAME

Senior guard Travarus Bennett was named Big Ten Co-Player of the Week after his perfect performance against Ohio State on Jan. 26. Bennett scored 21 points, on 6-of-6 shooting from the field, 3-of-3 from three-point land and 6-of-6 from the line. He also led the Gophers with seven rebounds to go along with two assists, one block and two steals in 29 minutes. It is the first player of the week honor for Bennett.

BURLESON HAS BIG WEEK

During the week of Jan. 7, Kevin Burleson found his scoring touch for the first time this season from his point guard position. At Purdue on Jan. 12, Burleson scored a career-high 24 points, on 7-of-13 shooting, and dished out five assists. Earlier in the week against Michigan (1/9), Burleson scored a then season-high 19 points (16 in the second half) to go along with his four assists to lead the Gophers to a victory.

RYCHART SURPASSES 1,000 CAREER POINTS

Senior forward Dusty Rychart became the 31st player in Golden Gopher basketball history to score more than 1,000 points. The former walk-on scored 20 points at Texas Tech and moved into the top 30 on the scoring list. Currently, Rychart stands in 22nd place with 1,103 points in his career. Osborne Lockhart, who played from 1974-78, is in 21st place with 1,106 points.

THE MOST OVERLOOKED BIG TEN PLAYER

Fifth-year senior forward Dusty Rychart doesn't get the recognition or the credit he deserves around the conference or country. Rychart added to his ever-growing double-double total at Wisconsin on Jan. 16 with 17 points and 10 rebounds. He has four double-doubles on the season and 18 for his career. Rychart's other double-doubles this season are: 17 points and 10 rebounds vs. Maryland-Eastern Shore on Dec. 13; at Georgia on Dec. 7 (10 points and 11 rebounds); and at Wake Forest 22 points, 13 rebounds on Nov. 27.

Rychart stands third among active Big Ten players in career double-doubles. Reggie Evans of Iowa has 34 and LaVell Blanchard of Michigan has 21.

Rychart ranks in the top 15 in overall games in five separate categories. Points (13.3 - 13th); rebounds (7.2 - 4th); field goal percentage (8th - .522); offensive rebounds (2nd - 3.06); and defensive rebounds (7th - 4.17).

"Dusty is the epitome of this program," said Monson. "He may not be the most physically-gifted player, or tall enough or quick enough all the time, but this game is about productivity and Dusty has out-produced a lot of players in this league."

Rychart was featured in the Jan. 21st edition of *ESPN the Magazine*.

MAYBE HE'S NOT SO OVERLOOKED

Rychart was named co-Big Ten Player of the Week for his play against Wake Forest and UT-Pan American. Rychart nearly averaged a double-double the week of Nov. 26, producing 20.0 points and

GOPHERS IN THE RECORD BOOKS

Kevin Burleson

CATEGORY	NO.	RANK
Career Three Pointers Made	102	6th
Career Three Pointers Attempted	308	5th
Career Assists	231	9th

Dusty Rychart

CATEGORY	PCT.	ATT.	RANK
Free Throw Percentage	.776	228-294	6th
Field Goal Percentage	.508	426-839	t-7th

Needs four points to move into 21st place on career scoring list.

Michael Bauer

CATEGORY	NO.	RANK
Career Three Pointers Made	66	10th

9.5 rebounds while shooting 59.3 percent from the floor. The senior co-captain opened the week with his first double-double of the season, and 15th of his career, with 22 points and 13 boards in a narrow loss at Wake Forest in the ACC/Big Ten Challenge. Rychart followed that performance by recording 18 points, on 8-of-12 shooting, and six rebounds in just 23 minutes in a win over Texas-Pan American. It was the third player of the week honor for Rychart in his career.

RICKERT MAKES IMMEDIATE IMPACT

No one has arrived in Gold Country with as much anticipation or fanfare as freshman forward Rick Rickert. So far, he has lived up to the advanced billing. Rickert leads the team and is 10th in the conference in scoring in conference games averaging 14.0 ppg. He is the top freshman scorer in the conference and 15th overall at 12.8 per game, third (16th) in rebounding with 5.1 boards per game and second (t-6th) in blocked shots at 1.28 per game.

Rickert was huge in the Gophers first road win of the season at Purdue on Jan. 12. Rickert scored 24 points, on 8-of-12 shooting, had seven boards two steals and an assist in 35 minutes.

Against Oregon (Dec. 10) on national television, Rickert erupted for 28 points and nine rebounds to lead the Golden Gophers to a three-point victory. It was the most points scored by a Gopher freshman since Randy Carter scored 29 against Northwestern on Jan. 26, 1991. And it was also the most points scored by any true freshman in the Big Ten since 1998. He recorded Minnesota's first double-double of the year with 14 points and 10 rebounds vs. Eastern Washington (11/24). He also had five blocks vs. the Eagles, the most by a Golden Gopher since Joel Pryzbilla had six on Feb. 5, 2000.

THE LIFE AND TIMES OF MICHAEL BAUER

Redshirt sophomore forward Michael Bauer has scored in double figures in 11 of 18 games this season. He is averaging 11.0 points per game. At Michigan on Jan. 19, Bauer led the team with 17 points on 7-of-15 shooting in 33 minutes.

He was forced to sit out his true freshman year

IN THE PAINT ON FOX SPORTS NET

"In the Paint" with Dan Monson will be seen on Fox Sports North this season. The program will air 15 times during the 2001-02 season. Starting on December 10, fans can catch a half-hour show dedicated to the Golden Gopher basketball program hosted by Mike Max.

Monday, Dec. 10 — 5 p.m.

Wednesday, Dec. 12 — 2 p.m. (replay)

Monday, Dec. 17 — 7 p.m.

Wednesday, Dec. 19 — 2 p.m. (replay)

Monday, Dec. 24 — 7 p.m.

Wednesday, Dec. 26 — 2 p.m. (replay)

Wednesday, Jan. 2 — 6:30 p.m.

Monday, Jan. 7 — 5 p.m.

Monday, Jan. 14 — 7 p.m.

Monday, Jan. 21 — 7 p.m.

Monday, Jan. 28 — 7 p.m.

Monday, Feb. 4 — 7 p.m.

Monday, Feb. 11 — 7 p.m.

Monday, Feb. 18 — 7 p.m.

Monday, Feb. 25 — 5 p.m.

Monday, Mar. 4 — 5 p.m.

Monday, Mar. 11 — 5 p.m.

Monday, Mar. 18 — 5 p.m.

GOLDEN GOPHER RADIO NETWORK

Since the 1930s, WCCO Radio has been the home of Golden Gopher basketball. A new deal, signed this past summer, assures the Maroon and Gold at least five more years on the "Good Neighbor". Dave Lee will call his first season of Gopher hoops in 2001-02 and be joined by former Gopher Kevin Lynch, who will serve as the analyst all season on WCCO AM 830. Fans of Golden Gopher basketball outside the Twin Cities can catch all the action on the following stations in their area:

Albert Lea, KATE AM 1450

Austin, KAUS AM 1480

Detroit Lakes, KDLM AM 1340

Duluth, KDAL AM 610

Fargo, N.D., KFGO AM 790

Grand Rapids, KOZY AM 1320

Marshall, KMHL AM 1400

Owatonna, KRFO AM 1390

Rochester, KROC AM 1340

Windom, KDOM AM 1580

Windom, KDOM FM 94.3

Winona, KWNO AM 1230

GOLDEN GOPHERS ON THE WEB

All Golden Gopher games can be heard on the world wide web at www.gophersports.com. If you are outside the WCCO Radio broadcast range, go to gophersports.com and catch all the action. Also available at gophersports.com for home games are live stats. Follow the game as it happens courtesy of Minnesota Men's Athletics, Yahoo and gopher-sports.com.

when an ankle injury he suffered in the preseason did not heal properly. He broke his arm at Purdue last season and sat out the final 12 games. Before his arm injury last season, Bauer was third on the team in scoring, averaging 11.4 points per game (12.0 in Big Ten games) and second on the team in rebounding at 4.8 rebounds per game. He also led the team in blocks (30) and three-point shooting with a .432 shooting percentage from behind the arc.

BURLESON LEARNS THE GIFT OF GIVING

After playing his first two seasons at the 2-guard, junior Kevin Burleson has adjusted to the point guard role very quickly and very well. At Illinois, Burleson recorded his 200th career assist. Burleson has recorded 17 assists the last two games and stands in ninth place on the all-time assists list with 231. Walter Bond stands in eighth place with 235 career assists. Burleson is second overall and in conference games with 97 assists and second overall in assist to turnover ratio with a 2.55 ratio (97 asst. vs. 38 TOs).

Against UNC-Asheville, Burleson had a career-high 11 assists (previous high was seven). It was the most assists by a Gopher since J.B. Bickerstaff had 10 on Nov. 24, 2000 at Hawaii-Pacific. He is the first to record more than 10 assists since Arriel McDonald dished 13 assists against Iowa on March 5, 1994 (game went to triple overtime). Burleson's 11 assists ranks in a tie for the sixth-best game total in school history. The next game vs. Eastern Washington, he dished out eight assists. He also had eight assists vs. Maryland-Eastern Shore on Dec. 13.

THE GLUE GUY - TRAVARUS BENNETT

Every successful team needs a player that brings it all together, a player that does all the little things. Senior guard/forward Travarus Bennett is the Gophers "glue guy." Versus Ohio State on Jan. 26, Bennett was perfect from the field (6-6) and from the free-throw line (6-6) to score a career-high 21 points. He also led the team with seven boards to go along with two assists, two steals and a block.

Against Texas Tech, Bennett recorded his first double-double of the season with 15 points and 10 rebounds. It was his second double-double of his career (at Northwestern (2/6/01)).

One of the best defenders in the conference, Bennett is second overall with an average of 2.17 steals per game and in conference games with 2.29 steals per game. He has recorded four steals in a game five times this season, the last being at Michigan on Jan. 19.

"T" is averaging 9.2 points per game. Bennett leads the team in three-point FG pct. with a .488 (5th in the Big Ten) mark. He notched a then career-high 19 points vs. UT-Pan American shooting 5-of-8 from the field and 3-of-4 from three point range.

THE PLASTIC MAN OFF THE BENCH

Junior center Jerry Holman has taken on the role of sparkplug off the bench. With his wide reach and versatile athletic ability, Holman has raised havoc

MINNY-NOTES

- Minnesota's 12 blocks against UNC-Wilmington was a season-high and tied for the third-best total in school history. The block total is the most since blocking 12 at Arizona State on Nov. 27, 1991.
- Minnesota had a season-low nine turnovers against Oregon while forcing 18 Duck TOs.
- Minnesota's 47-point win over Maryland-Eastern Shore was the third-largest margin of victory in school history, and the largest since the Golden Gophers defeated South Dakota State, 78-25 (12/3/45) (including vacated games, it is the sixth-largest.)
- The 95 points against Maryland-Eastern Shore is the most Minnesota has scored since defeating TCU, 107-99, on Nov. 25, 2000. It is also the second-best point total by Minnesota under Dan Monson.
- Maryland-Eastern Shore's 31.6 percent field goal percentage is lowest by a Minnesota opponent in the Monson era.
- Nebraska's 59.1 percentage from three-point range on Dec. 22 is the highest of any Golden Gopher opponent since Iowa shot 64 percent (9-14) from behind the arc on 1/24/01.
- Minnesota is 3-0 in Big Ten home openers under Dan Monson.
- When Minnesota defeated Michigan State on Jan. 5, it was the Gophers first win against a ranked team since defeating 12th-ranked Wisconsin 54-49 on Jan. 6, 2001 (span of six games).
- Minnesota shot 69.4 percent from the field (34-49) against Michigan (1/9), the third-best percentage in school history. It's the best performance since shooting 71.1% at Indiana on Feb. 11, 1984.
- Minnesota shot 61.5 percent from three-point range (8-13) vs. the Wolverines (1/9), also the third-best percentage in school history.
- Minnesota's 90 points vs. Michigan (1/9) is the second-best point total in a Big Ten game under Monson. The high of 93 was also against Michigan (2/17/01)
- Minnesota's 81.8 field goal percentage (18-22) in the second half vs. Michigan (1/9) is the fourth-best percentage in a half and the best since shooting .833 at Indiana on Feb. 11, 1984.
- Minnesota won for the first time at Purdue (1/12) since 1997 and for only the second time since 1982.
- Minnesota's 89 points vs. Ohio State (1/26) was the most allowed by Ohio State this season. The previous high was just 71 by Purdue on Jan. 2.
- Minnesota's 18-point win vs. Ohio State (1/26) is the largest Big Ten win of the season and ties the largest margin of victory in a Big Ten game under Monson. Minnesota also defeated Michigan by 18 (93-75) on Feb. 17, 2001.

on both ends of the floor. Holman started the second game of his career vs. Ohio State on Jan. 26 and responded with 12 points, four rebounds and three blocks in 28 minutes. Versus Michigan (1/9), he

CAREER RECORDS

SCORING

Name	Points
1. Mychal Thompson (1975-78)	1,992
2. Willie Burton (1987-90)	1,800
3. Randy Breuer (1980-83)	1,777
4. Sam Jacobson (1995-98)	1,709
5. Kevin McHale (1977-80)	1,704
6. Quincy Lewis (1995-99)	1,614
7. Tommy Davis (1982-85)	1,481
8. Trent Tucker (1979-82)	1,445
9. Chuck Mencil (1952-55)	1,391
10. Marc Wilson (1983-86)	1,386
11. Kevin Lynch (1988-91)	1,355
12. Tom Kondla (1966-68)	1,350
13. Ron Johnson (1958-60)	1,335
14. Lou Hudson (1964-66)	1,329
15. Arriel McDonald (1991-94)	1,273
16. Melvin Newbern (1988-90)	1,224
17. Jim McIntyre (1946-49)	1,223
18. Archie Clark (1964-66)	1,199
19. Randy Carter (1991-94)	1,186
20. Darryl Mitchell (1979-82)	1,182
21. Osborne Lockhart (1974-78)	1,106
22. Dusty Rychart (1998-)	1,103
23. Voshon Lenard (1991-94)	1,097
24. George Kline (1954-58)	1,096
25. Eric Magdanz (1960-63)	1,083
26. Mark Hall (1978-82)	1,072
John Shasky (1982-86)	1,072
28. Eric Hill (1968-71)	1,057
29. Jim Brewer (1970-73)	1,009
30. Dick Garmaker (1953-55)	1,008
31. Larry Mikan (1967-70)	1,007

THREE-POINT FIELD GOALS

Name	3-FG
1. Sam Jacobson (1995-98)	173
2. Voshon Lenard (1991-94)	137
3. Quincy Lewis (1995-99)	127
4. Kevin Lynch (1988-91)	117
5. Terrance Simmons (1998-2001)	108
6. Kevin Burleson (1999-)	102
7. Arriel McDonald (1991-94)	100
8. Townsend Orr (1992-94)	96
9. Willie Burton (1987-90)	82
10. Michael Bauer (1999-)	66

ASSISTS

Name	Asst
1. Arriel McDonald (1991-94)	547
2. Marc Wilson (1983-86)	375
3. Melvin Newbern (1988-90)	369
4. Kevin Lynch (1988-90)	301
5. Ray Williams (1976-77)	296
6. Flip Saunders (1974-77)	295
7. Osborne Lockhart (1975-78)	268
8. Walter Bond (1988-91)	235
9. Kevin Burleson (1999-)	231
10. Trent Tucker (1979-82)	219

scored 12 points, three boards, three assists and three blocks in a career high 30 minutes. At Illinois (1/2), Holman scored 10 points in 23 minutes and followed that with a team-leading 16 points in 23 minutes vs. Michigan State (1/5). His one-handed tomahawk dunk with :43 left was the clincher for the Gophers against the Spartans. Holman has 21 dunks this season and the Gophers are 7-1 when the junior scores in double figures.

Holman is fifth overall with a .545 field goal percentage (66-121) and third in Big Ten games (28-45, .622). He is averaging 8.7 points in just 20.7 minutes per game. Defensively, Holman has 12 steals and 22 blocks. Against UNC-Wilmington, Holman recorded a career-high four blocks.

HOLMAN GOES INTERNATIONAL

Junior center Jerry Holman was a member of 2001 Tournament of the Americas Team. Holman, a National Junior College All-American, competed in the COPABA Tournament of the Americas that was held Aug. 15-26 in Neuquen, Argentina.

The U.S. was 3-3 in the tournament and did not advance to the medal round. Holman scored 24 points, grabbed 13 rebounds and had six blocks in the tournament.

THREE TRANSFERS COME HOME

The Golden Gophers welcomed three transfers over the summer who are not eligible to play this season due to NCAA transfer rules. Ben Johnson, Brent Lawson and Matt Smriga, all native Minnesotans, will be eligible to play at the beginning of the 2002-03 season. Until then, they will be members of the Golden Gopher scout team during practice.

Johnson, from Minneapolis, Minn., and DeLaSalle High School, transferred from Northwestern where he was a two-year letterwinner and the leading scorer for the Wildcats as a freshman. Lawson, from Maple Grove, Minn., transferred from St. Francis (PA) where he started 21 games as a freshman and was sixth on the team with a 5.3 ppg average. Smriga, from Apple Valley, Minn., played in 17 games as a freshman at Kent State.

THE STORY OF TWO NUMBERS

Freshman forward Rick Rickert will wear two different numbers this season depending on the color of his jersey. Gold jersey (home) #1. Maroon jersey (road) #4. Why? His first choice for a number was #14. Sorry, Lou Hudson was #14 and that jersey is retired. His second choice? #44. Well, Kevin McHale wore #44 and that's also in the Williams Arena rafters. So, Rickert gets the best of both worlds.

THE THREE CAPTAINS

The Golden Gophers voted on and named three captains for the 2001-02 squad. They are senior forward Dusty Rychart, junior guard Kevin Burleson and sophomore forward Michael Bauer. It is the first such honor for these players.

SCHILLING TRANSFERS

Junior guard Shane Schilling decided to transfer from the University of Minnesota, it was announced

on October 29. Schilling was suspended indefinitely by Coach Monson on Oct. 27 for violation of team rules. Schilling started 31 games in 2000-01 and averaged 8.4 points per game.

BARN MAGIC

The Golden Gophers hold one of the best home-court advantages in college basketball. The U of M holds a 618-241 (.719) record in their beloved Williams Arena. Under Monson, the Gophers have posted a 31-11 record at home.

Nicknamed "the Barn", Williams Arena was named the sixth-best college basketball arena in the country by CBS Sportsline in 2001. As noted in the *Street & Smith's Sports Business Journal*, Williams Arena is tied for the fifth-oldest Division I Basketball Arenas.

Oldest Division I Basketball Arenas

1. Fordham University, Rose Hill Gymnasium
Opened - 1925 (cap. 3,470)
2. Harvard University, Ray Lavietes Pavilion
Opened - 1926 (cap. 2,195)
2. University of Oregon, McArthur Court
Opened - 1926 (cap. 9,738)
4. University of Pennsylvania, The Palestra
Opened - 1927 (cap. 8,700)
5. University of Minnesota, Williams Arena
Opened - 1928 (cap. 14,625)
5. Butler University, Hinkle Fieldhouse
Opened - 1928 (cap. 11,043)

THE GOPHERS ON TV

Nineteen Golden Gopher basketball games will be seen on television this season. Along with three national broadcasts on ESPN and ESPN2, Golden Gopher basketball can be seen locally on KSTC-TV Ch. 45 in conjunction with Victory Sports Network. Eleven games, starting with the Dec. 30 game at Texas Tech, will be broadcast on Ch. 45. Five Saturday Big Ten games will be produced by ESPN Regional and carried locally on either KSTP-Ch. 5 or KSTC-Ch. 45. Please refer to the schedule on the first page for television information.

HAGEN RECEIVES SCHOLARSHIP

Dan Monson announced Monday, Jan. 14 that Jeff Hagen will receive a basketball scholarship from the University of Minnesota. Hagen's aid will begin with the second semester this school year.

Hagen, a sophomore center from Minnetonka, Minn., is redshirting this season. As a freshman, he averaged 1.9 points and 1.2 rebounds per game.

RECORD WHEN...

Home	10-1
Away	1-6
Nonconference	7-4
Conference	4-3
Leading at half	8-4
Trailing at half	3-2
Tied at half	0-1
Leading with 5:00 left	11-2
Trailing with 5:00 left	0-5
Tied with 5:00 left	0-0
Shooting 50% or better from the field	6-0
Shooting less than 50% from the field	5-7
Opp. shoot 50% or better from the field	1-0
Opp. shoot less than 50% from the field	10-7
Make more 3s than opponent	3-3
Opponent makes more 3s	7-3
3s are equal	1-1
More FT attempts than opponent	7-1
Opponent had more FT attempts	4-5
FT attempts are equal	0-1
Outrebound opponent	8-3
Outrebounded by opponent	3-4
Fewer turnovers than opponent	9-2
More turnovers than opponent	1-4
Turnovers are equal	1-1
Bench outscores opponent's bench	5-4
Opponent's bench outscores MN bench	5-4
Score 70 points or more	11-2
Score less than 70 points	0-5
Hold opponent for less than 70 points	5-1
Opponent scores 70 points or more	6-6
Games decided by 1-5 points	2-1
Games decided by 6-10 points	2-3
Games decided by 11-15 points	0-0
Games decided by more than 15 points	7-3
November	3-1
December	4-3
January	4-3
February	0-0
March	0-0
Holman scores in double figures	7-1
On ESPN or ESPN2	1-1
On ESPN Regional	4-3

Miscellaneous Stats

Current streak	Won 1
Homecourt streak	Won 6
Neutral streak	Lost 1
Road streak	Lost 2

2001-02 STARTING LINEUPS

Games	Forward	Forward	Center	Guard	Guard	Record
1-2	Rychart	Bauer	Rickert	Fleming	Burleson	2-0
3-10, 12-17	Rychart	Bauer	Rickert	Bennett	Burleson	8-6
11	Rychart	Rickert	Holman	Bennett	Burleson	0-1
18	Rychart	Rickert	Holman	Bennett	Fleming	1-0

MISCELLANEOUS STATISTICS

ATTENDANCE

	G	Total	Average
Home	11	140,340	12,758
Away	7	87,571	12,510
Total	18	227,911	12,662

DUNK -O- METER

Jerry Holman	21
Michael Bauer	7
Rick Rickert	6
Kevin Burleson	2
Maurice Hargrow	2
Dusty Rychart	1

DOUBLE-DOUBLES

Dusty Rychart	4
Rick Rickert	1
Travarus Bennett	1

DOUBLE-FIGURE SCORING

Dusty Rychart	14
Michael Bauer	11
Rick Rickert	11
Jerry Holman	8
Travarus Bennett	7
Kevin Burleson	4
Maurice Hargrow	1
Kerwin Fleming	1
Steve Esselink	1

20-POINT GAMES

Dusty Rychart	2
Rick Rickert	2
Kevin Burleson	1
Travarus Bennett	1

DOUBLE-FIGURE REBOUNDS

Dusty Rychart	4
Rick Rickert	1
Travarus Bennett	1

DOUBLE-FIGURE ASSISTS

Kevin Burleson	1
----------------	---

GAMES MISSED DUE TO INJURY/ILLNESS

Maurice Hargrow	2
Kerwin Fleming	1

FOULED OUT

Rick Rickert	2
Kevin Burleson	2
Kerwin Fleming	2
Jerry Holman	1
Michael Bauer	1

2001-02 GOLDEN GOPHER ROSTER

NO.	NAME	POS	HT	WT	YR	PPG	RPG	NOTE
1/4	Rick Rickert	F	6-10	202	Fr.	12.8	5.1	averaging 14.0 pts in Big Ten games
3	Aaron Robinson	G	5-9	160	Fr.	0.7	0.5	did not play vs. OSU
5	Wade Hokenson	G	5-9	160	So.	0.0	0.5	walk-on; has played in three games
11	Maurice Hargrow	G	6-4	175	Fr.	4.1	1.4	6 pts in 14 minuts vs. OSU
12	Kevin Burleson**	G	6-3	190	Jr.	7.3	2.1	had 9 assists vs. OSU
15	Kerwin Fleming*	G	6-3	180	Sr.	6.9	2.2	reinserted into starting lineup vs. OSU
21	Travarus Bennett*	F	6-7	205	Sr.	9.2	4.8	Big Ten Co-Player of the Week
24	Tyree Bolden	F	6-5	190	So.	0.2	0.5	walk-on; scored first career point vs. UNCA
30	Justin Lorang	G/F	6-5	190	Sr.	1.3	0.5	walk-on; has played in three games
31	Steve Esselink	F	6-6	191	So.	2.4	1.0	had a big 3 at Purdue in second half
35	Randy Chall	F	6-5	215	So.	0.2	0.5	walk-on; scored first career point vs. EWU
40	Jerry Holman	F/C	6-10	218	Jr.	8.7	3.7	third in Big Ten games with .622 fg%
41	Michael Bauer*	F	6-8	205	So.	11.0	4.2	10th on career 3-pointers list
42	Jeff Hagen*	C	6-11	250	So.	na	na	redshirting the 2001-02 season
45	Dusty Rychart***	F	6-7	210	Sr.	13.3	7.2	18 career double-doubles

* Number of letters earned

#41 MICHAEL BAUER

Forward • So. • 6-8 • 205 • Hastings, Minn. • Hastings HS

Last Two Games: Came off the bench to score six points vs. Ohio State (1/26) • led team with 17 points at Michigan (1/19).

Notable: One of three team captains • scored 15 points, grabbed seven rebounds and blocked two shots vs. Michigan (1/9) • had 12 points, three assists, three rebounds and four blocks in season-high 33 minutes vs. Michigan State (1/5) • led team with 16 points at Illinois (1/2) • came off the bench for the first time at Texas Tech due to an ankle injury, scored six points and grabbed six boards • had 15 points, four rebounds, three assists, three blocks and a steal vs. Nebraska • had 15 points, on 5-of-8 shooting, three assists and a career-high three steals in 19 minutes vs. Maryland-Eastern Shore • had 13 points, four rebounds and two blocks vs. UT-Pan American • scored 11 points and grabbed five rebounds at Wake Forest • led the team for the third straight game in scoring with 17 points against Eastern Washington • was 6-of-9 from the floor, 2-of-4 from three-point range • led the team for the second straight game with 19 points against UNC-Asheville • led team with 18 points and grabbed eight boards vs. Mercer • was 8-of-12 from the floor and 2-of-3 from three-point range • last season, suffered a season-ending injury (broken forearm) after scoring 12 points and grabbing eight rebounds in loss to Purdue (1/27/01).

Milestones: Ranks 10th in career three-point field goals with 66 • scored his 400th career point vs. Michigan State on Jan. 5 • set school season record for three-point field goal percentage with a .415 mark (34-82) in 2001 • has scored in double figures 26 times in his career • has recorded double-digit rebounds in two games during his career.

CAREER HIGHS

Minutes: 35 vs. Georgia (11/19/00)
Points: 21 vs. Georgia (11/19/00)
Rebounds: 12 vs. Morris Brown (12/4/00)
Assists: 4 - two times; last vs. Nebraska (12/28/00)
Steals: 3 vs. Maryland-Eastern Shore (12/13/01)
Blocks: 4 - three times; last vs. MSU (1/5/02)

SEASON HIGHS

Minutes: 33, two times; last at Wisconsin (1/16/02)
Points: 19 vs. UNC-Asheville (11/21/01)
Rebounds: 8 vs. Mercer (11/17/01)
Assists: 3 - five times; last at Purdue (1/12/02)
Steals: 3 vs. Maryland-Eastern Shore (12/13/01)
Blocks: 4 vs. Michigan State (1/5/02)

2001-02 Game-by-Game

Opponent (Date)	Start	Min.	Fg-Fa	3g-3a	Ftm-Fta	O-D/T	Pf.Asst.	To.	Blk.	Stl.	Pts.
Mercer (11/17)	Y	25	7-16	3-8	1-3	4-4/8	2 1	1 1	1 1	18	
UNC-Asheville (11/21)	Y	26	8-12	2-3	1-1	1-1/2	2 3	0 1	0 1	19	
E. Washington (11/24)	Y	24	6-9	2-4	3-4	0-2/2	1 0	2 1	1 1	17	
at Wake Forest (11/27)	Y	26	4-14	3-9	0-0	2-3/5	3 0	2 0	0 0	11	
UT-Pan American (12/1)	Y	29	3-6	1-3	6-6	1-3/4	2 1	1 2	0 13		
UNC-Wilmington (12/4)	Y	31	0-7	0-2	3-4	3-5/5	2 1	2 2	0 3		
at Georgia (12/7)	Y	22	1-7	0-5	0-0	2-2/4	1 1	2 2	1 2		
Oregon (12/10)	Y	24	1-7	0-3	0-0	3-4/7	2 0	0 1	0 2		
Maryland-ES (12/13)	Y	19	5-8	2-3	3-5	0-2/2	4 3	1 1	3 15		
Nebraska (12/22)	Y	25	5-10	3-8	2-2	0-4/4	2 3	1 3	1 15		
at Texas Tech (12/30)	N	21	2-5	0-3	2-2	1-5/6	5 0	2 0	0 6		
at Illinois (1/2)	Y	29	6-13	1-3	3-4	1-3/4	3 1	3 1	2 16		
Michigan State (1/5)	Y	33	4-9	3-6	1-3	1-2/3	2 3	1 4	0 12		
Michigan (1/9)	Y	27	6-8	2-2	1-2	1-6/7	0 2	3 2	0 15		
at Purdue (1/12)	Y	22	2-4	0-1	0-0	1-2/3	1 3	2 0	1 4		
at Wisconsin (1/16)	Y	33	3-6	1-3	0-0	2-5/7	3 1	4 2	1 7		
at Michigan (1/19)	Y	30	7-15	3-7	0-0	1-1/2	2 2	3 0	0 17		
Ohio State (1/26)	N	16	2-7	1-4	1-2	0-0/0	1 0	1 0	0 6		

1999-2000 Game-by-Game

Opponent (Date)	Start	Min.	Fg-Fa	3g-3a	Ftm-Fta	O-D/T	Pf.Asst.	To.	Blk.	Stl.	Pts.
at Oregon (12/18)	N	11	2-2	1-1	0-0	1-3/4	1 0	0 0	0 1	5	
Furman (12/23)	N	12	0-4	0-0	0-4	2-2/4	1 0	1 0	1 0	0	
at Georgia (12/28)	N	12	4-5	3-4	2-2	0-6/6	0 0	1 1	1 13		
at Nebraska (12/31)	N	9	1-2	0-0	0-0	0-2/2	3 1	1 1	0 2		
Michigan (1/5)	N	10	3-4	1-1	0-0	1-1/2	2 1	0 0	1 2		
Totals	0/5	54	10-17	5-6	2-6	4-14/18	7	2	3	2	4

2000-01 Game-by-Game

Opponent (Date)	Start	Min.	Fg-Fa	3g-3a	Ftm-Fta	O-D/T	Pf.Asst.	To.	Blk.	Stl.	Pts.
UNCG (11/17)	Y	33	2-6	1-2	2-2	3-3/6	2 2	2 1	0 7		
Georgia (11/19)	Y	35	6-12	2-5	7-8	1-2/3	4 2	0 1	0 21		
vs. Hawaii Pac (11/24)	Y	26	1-6	0-1	3-4	2-4/6	2 0	1 1	0 5		
vs. TCU (11/25)	N	13	0-4	0-1	0-0	0-0/0	0 0	2 1	0 0		
vs. Georgetown (11/26)	N	21	6-13	3-6	2-3	1-2/3	5 0	0 1	0 17		
at Florida State (11/29)	N	20	3-6	2-2	0-0	1-0/1	4 1	1 1	2 8		
Morris Brown (12/4)	Y	31	5-12	1-2	0-0	4-8/12	1 1	0 3	0 11		
at Marquette (12/7)	N	28	6-14	2-8	0-0	3-7/10	4 4	2 1	2 14		
Bethune Cook (12/9)	Y	28	5-11	1-3	7-8	1-5/6	2 2	0 1	0 18		
La Tech (12/12)	N	18	4-6	1-3	1-1	0-2/2	2 2	2 2	2 10		
Dartmouth (12/22)	Y	27	2-7	1-2	2-3	2-3/5	2 1	3 2	1 7		
Nebraska (12/28)	N	34	5-13	1-6	3-5	3-5/8	3 4	0 4	0 14		
Centenary (12/30)	Y	21	4-7	2-4	2-5	2-1/3	0 0	0 4	2 12		
at Illinois (1/3)	Y	24	4-7	2-4	0-0	0-1/1	2 2	2 1	2 10		
Wisconsin (1/6)	Y	27	4-7	3-5	0-0	2-6/8	4 3	5 0	1 11		
at Ohio State (1/13)	Y	32	4-10	3-7	4-4	0-3/3	2 1	0 1	1 15		
Purdue (1/17)	Y	28	4-11	2-7	2-4	1-5/6	1 2	1 1	0 12		
Indiana (1/20)	N	33	7-12	5-8	0-0	0-1/1	4 0	2 3	2 19		
Iowa (1/24)	Y	28	2-8	0-2	1-3	1-2/3	2 0	1 1	0 5		
at Purdue (1/27)	Y	20	5-11	2-4	0-0	3-5/8	1 2	1 0	2 12		
Totals	13/20	527	79-183	34-82	36-50	30-65/95	47	29	25	30	17

#21 TRAVARUS BENNETT

Forward • Sr. • 6-7 • 205 • Rosedale, Miss. • SW Missouri St.-West Plains/West Bolivar HS

Last Two Games: Scored a career-high 21 points on 6-of-6 from the field and 6-of-6 from the line, grabbed seven boards and had two assists, two steals and a block vs. Ohio State (1/26) • Had four points, four rebounds and tied a season-high with four steals at Michigan (1/19).

Notable: Named Big Ten Co-Player of the Week on Jan. 28 for his perfect game against OSU (1/26) • had seven points and four steals vs. Michigan State (1/5) • recorded his first double-double of the season with 15 points and 10 rebounds at Texas Tech in 33 minutes • scored eight points and tied a season high with four steals vs. Nebraska • scored 16 points on 4-of-4 shooting, 3-of-3 from beyond the arc vs. Maryland-Eastern Shore • had 11 points, five rebounds and two steals vs. Oregon • scored a career-high 19 points vs. UT-Pan American • was 5-of-8 from the field, 3-of-4 on three-pointers and 6-of-6 from the line • also had three blocks • scored 12 points and grabbed a season-high seven rebounds in 30 minutes at Wake Forest • started for the first time this season vs. Eastern Washington and scored seven points • had four steals and two blocks vs. EWU • scored 11 points on 5-of-7 shooting in 18 minutes vs. UNC-Asheville • also had five rebounds and four steals against the Bulldogs • saw his first action of the season against Mercer, playing 15 minutes, had four assists and three steals and one point.

Milestones: Has scored in double figures in 11 career games • has recorded three games of double-digit rebounds.

CAREER HIGHS

Minutes: 35 vs. Tulsa (3/19/01)
Points: 21 vs. Ohio State (1/26/02)
Rebounds: 12 - two times; last vs. Tulsa (3/19/01)
Assists: 4 vs. Mercer (11/17/01)
Steals: 6 vs. Tulsa (3/19/01)
Blocks: 3 - two times; last vs. UT-Pan Am. (12/1/01)

SEASON HIGHS

Minutes: 33 at Texas Tech (12/30/01)
Points: 21 vs. Ohio State (1/26/02)
Rebounds: 10 at Texas Tech (12/30/01)
Assists: 4 vs. Mercer (11/17/01)
Steals: 4 - five times; last vs. Michigan (1/19/02)
Blocks: 3 vs. UT-Pan American (12/1/01)

2001-02 Game-by-Game

Opponent (Date)	Start	Min.	Fg-Fa	3g-3a	Ftm-Fta	O-D/T	Pf.	Asst.	To.	Blk.	Stl.	Pts.
Mercer (11/17)	N	15	0-3	0-1	1-2	1-0/1	1	4	1	0	3	1
UNC-Asheville (11/21)	N	18	5-7	0-0	1-2	3-2/5	1	1	1	0	4	11
E. Washington (11/24)	Y	24	3-10	1-6	0-0	1-2/3	1	1	0	2	4	7
at Wake Forest (11/27)	Y	30	4-9	1-3	3-3	4-3/7	3	0	1	0	1	12
UT-Pan American (12/1)	Y	30	5-8	3-4	6-6	3-1/4	3	0	2	3	1	19
UNC-Wilmington (12/4)	Y	18	0-1	0-0	0-0	0-0/0	4	0	1	1	0	0
at Georgia (12/7)	Y	28	3-7	1-4	1-2	3-3/6	1	2	3	1	1	8
Oregon (12/10)	Y	30	3-6	1-3	4-6	4-1/5	2	0	0	0	2	11
Maryland-ES (12/13)	Y	23	4-4	3-3	5-6	2-0/2	1	2	1	0	2	16
Nebraska (12/22)	Y	28	1-2	1-1	5-7	2-3/5	2	1	0	0	4	8
at Texas Tech (12/30)	Y	33	6-14	3-7	0-2	6-4/10	3	3	0	0	1	15
at Illinois (1/2)	Y	28	2-6	0-1	2-3	2-5/7	1	3	2	1	0	6
Michigan State (1/5)	Y	30	1-4	0-1	5-7	1-2/3	4	1	1	0	4	7
Michigan (1/9)	Y	26	1-1	1-1	2-2	0-3/3	3	3	3	0	3	5
at Purdue (1/12)	Y	24	2-4	1-1	2-2	2-4/6	4	2	1	0	2	7
at Wisconsin (1/16)	Y	32	2-4	0-1	5-6	2-6/8	4	3	1	1	1	9
at Michigan (1/19)	Y	26	1-2	1-1	0-0	2-2/4	4	1	1	0	4	4
Ohio State (1/26)	Y	29	6-6	3-3	6-6	1-6/7	3	2	0	1	2	21

2000-01 Game-by-Game

Opponent (Date)	Start	Min.	Fg-Fa	3g-3a	Ftm-Fta	O-D/T	Pf.	Asst.	To.	Blk.	Stl.	Pts.
UNCG (11/17)	N	15	3-5	2-2	0-0	1-3/4	0	3	0	0	0	8
Georgia (11/19)	N	11	1-1	1-1	0-0	0-1/1	3	1	1	0	0	3
vs. Hawaii Pac (11/24)	N	9	1-2	1-1	0-0	2-2/4	2	0	3	0	1	3
vs. TCU (11/25)	N	11	0-1	0-1	1-2	0-3/3	2	3	0	1	0	1
vs. Georgetown (11/26)	N	13	2-4	1-2	4-6	2-4/6	1	0	0	0	0	9
at Florida State (11/29)	N	14	5-6	2-3	0-0	0-3/3	1	0	1	0	0	12
Morris Brown (12/4)	N	14	1-4	0-1	0-1	1-0/1	2	1	0	1	0	2
at Marquette (12/7)	N	16	2-4	1-3	0-0	2-0/2	1	0	0	0	1	5
Bethune Cook (12/9)	N	12	1-1	0-0	0-0	0-1/1	2	1	1	1	0	2
La Tech (12/12)	N	11	0-4	0-2	0-0	1-0/1	3	1	1	1	1	0
Dartmouth (12/22)	N	21	0-1	0-1	0-1	0-2/2	2	0	0	0	3	0
Nebraska (12/28)	N	14	0-4	0-4	0-0	0-2/2	2	0	0	0	3	0
Centenary (12/30)	N	19	1-3	1-2	0-0	2-6/8	2	3	0	2	1	3
at Illinois (1/3)	N	16	1-1	0-0	0-0	1-3/4	3	2	2	1	0	2
Wisconsin (1/6)	N	10	0-1	0-0	0-0	1-0/1	1	0	0	0	0	0
at Ohio State (1/13)	N	15	0-2	0-1	0-0	3-2/5	0	2	0	2	1	0
Purdue (1/17)	N	12	0-0	0-0	0-0	0-3/3	2	0	0	0	0	0
Indiana (1/20)	N	19	0-3	0-2	2-2	0-1/1	1	2	1	0	2	2
Iowa (1/24)	N	19	3-4	1-2	0-0	0-2/2	4	0	1	0	4	7
at Purdue (1/27)	N	20	1-6	0-1	0-0	0-1/1	3	0	0	1	0	2
at Iowa (1/31)	N	21	0-6	0-3	0-0	0-5/5	1	1	2	0	0	0
Ohio State (2/3)	N	18	1-3	0-1	2-2	2-1/3	2	1	0	0	3	4
at Northwestern (2/6)	N	31	7-11	0-1	2-4	6-5/11	2	2	0	1	2	16
Michigan State (2/10)	Did Not Play											
Penn State (2/14)	N	22	3-6	1-1	0-0	3-5/8	0	0	1	1	1	7
at Michigan (2/17)	Y	25	6-8	4-4	2-2	3-3/6	5	0	2	0	1	18
at Wisconsin (2/21)	Y	33	2-4	0-2	0-0	0-5/5	3	2	0	0	0	4
at Indiana (2/28)	Y	30	2-4	2-4	2-2	3-2/5	4	1	0	1	0	8
Illinois (3/4)	Y	33	4-7	1-3	0-0	2-5/7	1	1	0	1	2	9
Purdue (3/8)	Y	23	0-4	0-1	0-0	0-2/2	5	0	1	0	2	0
Villanova (3/14)	Y	34	3-9	1-3	4-6	2-10/12	3	0	0	0	1	11
Tulsa (3/19)	Y	35	1-8	0-2	1-2	6-6/12	2	3	2	3	6	3
Totals	7/31	596	51-127	19-54	20-29	43-88/131	65	28	21	16	35	141

#3 | STEVE ESSELINK

Forward • So. • 6-6 • 191 • Hills, Minn. • Augustana/Hills-Beaver Creek HS

Last Two Games: Played one minute vs. Ohio State • played two minutes at Michigan (1/19).

Notable: Hit a big three-pointer in second half at Purdue (1/12), also had two boards and a steal • scored five points in his first Big Ten game at Illinois (1/2) • had seven points and four assists at Texas Tech in a career-high 21 minutes • scored a career-high 12 points on 5-of-5 shooting, 2-of-2 from beyond the arc vs. Maryland-Eastern Shore • played nine minutes and had three assists vs. Oregon • scored five points in a career-high 14 minutes at Georgia • had five points, three rebounds and two assists vs. Eastern Washington • scored two points (his first as a Golden Gopher) and had three steals against UNC-Asheville • played 13 minutes vs. Mercer, was 0-3 from the field, grabbed three rebounds and added two assists • started both exhibitions • scored eight points on 4-of-8 shooting against UMD • scored six points against the Globetrotters • sat out the 2000-01 season due to NCAA transfer rules • transferred from Augustana College • averaged 6.2 points and 1.6 rebounds per game at Augustana • played in 29 games with three starts, averaging just more than 16 minutes per contest.

SEASON/CAREER HIGHS

Minutes: 21 at Texas Tech (12/30/01)

Points: 12 vs. Maryland-Eastern Shore (12/13/01)

Rebounds: 3 - three times; last vs. Nebraska (12/22/01)

Assists: 4 at Texas Tech (12/30/01)

Steals: 3 vs. UNC-Asheville (11/21/01)

Blocks: na

2001-02 Game-by-Game

Opponent (Date)	Start	Min.	Fg-Fa	3g-3a	Ftm-Fta	O-D/T	Pf.	Asst.	To.	Blk.	Stl.	Pts.
Mercer (11/17)	N	13	0-3	0-3	0-0	1-2/3	0	2	2	0	0	0
UNC-Asheville (11/21)	N	10	1-6	0-2	0-0	1-0/1	1	1	0	0	3	2
E. Washington (11/24)	N	9	2-2	1-1	0-0	0-3/3	0	2	0	0	0	5
at Wake Forest (11/27)	N	1	0-0	0-0	0-0	0-0/0	0	0	0	0	0	0
UT-Pan American	N	5	0-0	0-0	0-0	0-0/0	0	0	0	0	1	0
UNC-Wilmington (12/4)	N	DNP										
at Georgia (12/7)	N	14	2-4	1-2	0-0	1-1/2	0	1	1	0	0	5
Oregon (12/10)	N	9	0-3	0-3	0-0	0-0/0	0	3	1	0	0	0
Maryland-ES (12/13)	N	14	5-5	2-2	0-0	0-1/1	0	2	2	0	1	12
Nebraska (12/22)	N	8	1-3	0-0	0-0	2-1/3	1	0	3	0	0	2
at Texas Tech (12/30)	N	21	2-9	2-6	1-2	0-1/1	2	4	1	0	0	7
at Illinois (1/2)	N	14	2-2	1-1	0-0	0-1/1	4	0	1	0	0	5
Michigan State (1/5)	N	7	0-2	0-1	0-0	0-0/0	1	1	0	0	0	0
Michigan (1/9)	N	5	0-0	0-0	0-0	0-0/0	0	2	1	0	0	0
at Purdue (1/12)	N	5	1-1	1-1	0-0	1-1/2	0	0	1	0	1	3
at Wisconsin (1/16)	N	4	0-0	0-0	0-0	0-0/0	0	0	2	0	0	0
at Michigan (1/19)	N	2	0-1	0-1	0-0	0-0/0	0	0	1	0	0	0
Ohio State (1/26)	N	1	0-0	0-0	0-0	0-0/0	0	0	0	0	0	0

#3 AARON ROBINSON

Guard • Fr • 5-9 • 160 • Rockford, Ill. • Guilford HS

Last Two Games: Did not play vs. Ohio State (1/26) • did not play at Michigan (1/19).

Notable: Tied a career-high with two steals and an assist vs. Nebraska • had a career-high four assists in a career-high 14 minutes vs. Maryland-Eastern Shore • had three points in eight minutes vs. UNC-Wilmington • had two points, two assists and a steal in six minutes vs. UT-Pan American • had five points, two assists and two steals vs. Eastern Washington • played eight minutes and had two assists vs. UNC-Asheville • scored his first point as a Golden Gopher and had three assists and a steal vs. Mercer in 12 minutes • had one board and one assist vs. UMD • had one rebound and two assists vs. the Globetrotters.

SEASON/CAREER HIGHS

Minutes: 14 vs. Maryland-Eastern Shore (12/13/01)

Points: 5 vs. EWU (11/24/01)

Rebounds: 3 vs. Mercer (11/17/01)

Assists: 4 vs. Maryland-Eastern Shore (12/13/01)

Steals: 2 - two times; last vs. Nebraska (12/22/01)

Blocks: 1 vs. Maryland-Eastern Shore (12/13/01)

2001-02 Game-by-Game

Opponent (Date)	Start	Min.	Fg-Fa	3g-3a	Ftm-Fta	O-D/T	Pf.	Asst.	To.	Blk.	Stl.	Pts.
Mercer (11/17)	N	12	0-3	0-1	1-2	0-3/3	4	3	0	0	1	1
UNC-Asheville (11/21)	N	8	0-3	0-1	0-0	0-0/0	1	2	1	0	1	0
E. Washington (11/24)	N	13	1-3	1-1	2-2	0-0/0	2	2	1	0	2	5
at Wake Forest (11/27)	N	3	0-0	0-0	0-0	0-0/0	0	0	1	0	0	0
UT-Pan American (12/1)	N	6	0-0	0-0	2-4	0-0/0	1	2	2	0	1	2
UNC-Wilmington (12/4)	N	8	1-3	1-1	0-0	0-2/2	1	0	1	0	1	3
at Georgia (12/7)	N	5	0-1	0-1	0-2	0-1/1	0	0	3	0	0	0
Oregon (12/10)	N	4	0-0	0-0	0-0	0-0/0	0	0	1	0	0	0
Maryland-ES (12/13)	N	14	0-2	0-1	0-0	1-1/2	3	4	2	1	0	0
Nebraska (12/22)	N	10	0-2	0-2	0-0	0-0/0	0	1	0	0	2	0
at Texas Tech (12/30)	N	6	0-1	0-1	0-0	0-0/0	0	0	1	0	1	0
at Illinois (1/2)	N	4	0-0	0-0	0-1	0-0/0	1	0	1	0	0	0
Michigan State (1/5)	N		Did not play									
Michigan (1/9)	N	2	0-1	0-1	0-0	0-0/0	1	0	1	0	0	0
at Purdue (1/12)	N	2	0-0	0-0	0-0	0-0/0	0	0	0	0	0	0
at Wisconsin (1/16)	N	3	0-0	0-0	0-0	0-0/0	0	0	1	0	0	0
at Michigan (1/19)	N		Did not play									
Ohio State (1/26)	N		Did not play									

#15 KERWIN FLEMING

Guard • Sr. • 6-3 • 180 • Chicago, Ill. • Kennedy-King JC/Hillcrest HS

Last Two Games: Had nine points and a season-high three assists in his first start since game two vs. Ohio State (1/26) • scored three points and grabbed four rebounds at Michigan (1/19).

Notable: Had nine points and two assists before fouling out at Wisconsin (1/16) • scored seven points, dished out two assists and hit a clutch three-pointer with under 1:00 left in 22 minutes vs. Michigan (1/9) • had six points, three rebounds, an assist and a steal in a season-high 28 minutes vs. Michigan State (1/5) • returned to the lineup at Illinois (1/2) and scored four points • sat out the Texas Tech game due to back spasms • had eight points and was 2-of-3 from beyond the arc in 20 minutes vs. Nebraska • scored eight points in 15 minutes vs. Maryland-Eastern Shore • had a season-high 14 points vs. Oregon in 23 minutes • scored five points and grabbed four rebounds at Georgia • had four points, five rebounds and two steals vs. UNC-Wilmington • had seven points and six rebounds vs. UT-Pan American • had a season-high nine points on 4-of-6 shooting and two assists at Wake Forest • had seven points, two assists, one block and one steal vs. Eastern Washington • scored six points vs. UNC-Asheville • scored five points vs. Mercer • last season, he finished 14th in Big Ten games with a .378 three-point field goal percentage • played in all 31 games, started one • scored 14 points in NIT win over Villanova (3/14/01) • scored a career-high 31 points in Big Ten Tournament vs. Purdue, just two points shy of the Big Ten Tournament single-game scoring record.

Milestones: Scored his 300th career point vs. Michigan State (1/5) • has scored in double figures in eight games during his career.

CAREER HIGHS

Minutes: 35 vs. Purdue (3/8/01)
Points: 31 vs. Purdue (3/8/01)
Rebounds: 9 vs. Michigan (2/17/01)
Assists: 3 - two times; last vs. Michigan St. (2/10/01)
Steals: 2 - four times; last vs. UNCW (12/4/01)
Blocks: 1 - three times; last vs. EWU (11/24/01)

SEASON HIGHS

Minutes: 28 - two times; last vs. Ohio State (1/26/02)
Points: 14 vs. Oregon (12/10/01)
Rebounds: 6 vs. UT-Pan American (12/1/01)
Assists: 3 vs. Ohio State (1/26/02)
Steals: 2 vs. UNC-Wilmington (12/4/01)
Blocks: 1 vs. EWU (11/24/01)

2001-02 Game-by-Game

Opponent (Date)	Start	Min.	Fg-Fa	3g-3a	Ftm-Fta	O-D/T	Pf.	Asst.	To.	Blk.	StL.	Pts.
Mercer (11/17)	Y	23	2-8	1-4	0-0	0-1/1	3	1	0	0	1	5
UNC-Asheville (11/21)	Y	18	3-8	0-2	0-0	0-0/0	2	1	0	0	0	6
E. Washington (11/24)	N	17	2-6	0-2	3-4	1-1/2	3	2	2	1	1	7
at Wake Forest (11/27)	N	14	4-6	1-2	0-0	0-1/1	4	2	1	0	0	9
UT-Pan American (12/1)	N	18	1-3	1-1	4-4	1-5/6	2	1	4	0	0	7
UNC-Wilmington (12/4)	N	19	2-4	0-1	0-0	2-3/5	2	1	2	0	2	4
at Georgia (12/7)	N	26	2-13	0-4	1-2	1-3/4	3	1	1	0	0	5
Oregon (12/10)	N	24	3-11	3-6	5-6	0-3/3	1	2	2	0	1	14
Maryland-ES (12/13)	N	15	2-5	1-3	3-3	0-0/0	1	1	1	0	0	8
Nebraska (12/22)	N	20	3-5	2-3	0-1	1-1/2	3	1	1	0	1	8
at Texas Tech (12/30)	Did not play - injured											
at Illinois (1/2)	N	19	2-3	0-1	0-1	0-0/0	1	1	1	0	0	4
Michigan State (1/5)	N	28	1-6	1-3	3-4	0-3/3	1	1	1	0	1	6
Michigan (1/9)	N	22	2-5	1-3	2-4	0-1/1	2	2	2	0	1	7
at Purdue (1/12)	N	25	2-5	1-2	2-4	0-1/1	5	1	4	0	1	7
at Wisconsin (1/16)	N	22	3-7	2-3	1-2	1-2/3	5	2	3	0	0	9
at Michigan (1/19)	N	23	0-1	0-0	3-6	2-2/4	1	1	1	0	0	3
Ohio State (1/26)	Y	28	4-9	1-2	0-0	0-2/2	1	3	1	0	1	9

2000-01 Game-by-Game

Opponent (Date)	Start	Min.	Fg-Fa	3g-3a	Ftm-Fta	O-D/T	Pf.	Asst.	To.	Blk.	StL.	Pts.	
UNCG (11/17)	N	10	1-3	1-2	0-0	0-0/0	0	0	0	0	1	3	
Georgia (11/19)	N	7	1-3	0-1	0-0	0-2/2	0	1	1	0	0	2	
vs. Hawaii Pac (11/24)	N	11	0-3	0-1	0-0	0-0/0	1	1	0	0	0	0	
vs. TCU (11/25)	N	11	1-2	1-2	2-2	0-1/1	2	1	1	0	0	5	
vs. Georgetown (11/26)	N	10	0-3	0-1	1-2	0-0/0	1	1	0	0	0	1	
at Florida State (11/29)	N	9	1-2	0-0	2-5	0-1/1	0	0	0	0	0	4	
Morris Brown (12/4)	Y	22	1-6	1-3	0-0	0-1/1	1	1	2	0	2	3	
at Marquette (12/7)	N	6	0-2	0-2	0-0	0-0/0	2	0	0	0	0	0	
Bethune Cook (12/9)	N	18	3-5	1-3	2-2	0-2/2	2	1	0	1	0	9	
La Tech (12/12)	N	16	3-8	0-1	2-2	0-1/1	0	0	0	0	0	8	
Dartmouth (12/22)	N	12	2-4	1-2	0-0	0-1/1	1	3	3	0	0	5	
Nebraska (12/28)	N	13	1-3	1-2	0-0	1-0/1	0	0	1	0	0	3	
Centenary (12/30)	N	15	0-2	0-1	1-2	0-2/2	1	2	1	0	0	1	
at Illinois (1/3)	N	13	1-3	1-2	9-11	1-0/1	2	2	1	0	0	12	
Wisconsin (1/6)	N	14	1-4	1-3	0-0	0-2/2	0	1	0	1	0	3	
at Ohio State (1/13)	N	6	0-2	0-2	1-2	1-0/1	4	0	1	0	0	1	
Purdue (1/17)	N	6	3-5	1-3	0-0	0-1/1	0	0	0	0	1	7	
Indiana (1/20)	N	27	6-11	1-4	2-3	0-1/1	3	2	1	0	2	15	
Iowa (1/24)	N	18	3-6	3-5	0-3	1-1/2	5	2	0	0	0	9	
at Purdue (1/27)	N	18	2-6	0-3	1-2	1-1/2	3	0	3	0	0	5	
at Iowa (1/31)	N	7	0-3	0-2	0-0	0-0/0	0	0	1	0	0	0	
Ohio State (2/3)	N	19	4-8	3-4	2-2	0-1/1	3	1	1	0	2	13	
at Northwestern (2/6)	N	21	1-3	1-2	1-2	0-2/2	3	1	2	0	0	4	
Michigan State (2/10)	N	28	2-6	2-4	2-2	0-0/0	4	3	4	0	1	8	
Penn State (2/14)	N	23	3-10	1-1	1-2	1-2/3	2	1	3	1	0	8	
at Michigan (2/17)	N	28	3-6	0-0	7-10	2-7/9	2	2	1	0	1	13	
at Wisconsin (2/21)	N	13	0-3	0-2	0-0	0-0/0	3	0	1	0	0	0	
at Indiana (2/28)	N	26	3-11	3-5	8-10	1-3/4	3	2	1	0	0	17	
Illinois (3/4)	N	16	1-7	0-3	4-4	0-2/2	2	1	2	0	1	6	
Purdue (3/8)	N	35	8-15	5-10	10-15	0-0/0	4	1	3	0	1	31	
Villanova (3/14)	N	23	4-10	4-9	2-3	0-1/1	1	2	1	0	0	14	
Tulsa (3/19)	N	20	2-1	1-4	2-3	1-2/3	1	1	0	0	1	7	
Totals		1/32	522	61-176	33-89	62-89	10-38/48	56	33	35	3	13	217

#11 MAURICE HARGROW

Guard • Fr. • 6-4 • 175 • St. Paul, Minn. • Highland Park HS

Last Two Games: Scored six points in 14 minutes vs. Ohio State (1/26) • had five points and three rebounds at Michigan (1/19) in 12 minutes.

Notable: Sparked the team off the bench with six points in 10 minutes vs. Michigan (1/9) • scored two points at Texas Tech in a career-high 15 minutes • returned to the lineup vs. Nebraska scoring two points and adding two assists in five minutes • did not play for the second consecutive game because of a broken nose vs. Maryland-Eastern Shore • did not play-injured vs. Oregon • scored seven points in 14 minutes at Georgia before breaking his nose • scored five points in 13 minutes vs. UNC-Wilmington • played seven minutes and scored four points vs. UT-Pan American • had two points and three rebounds vs. Eastern Washington in 11 minutes • scored 11 points in 11 minutes on 5-of-6 shooting against UNC-Asheville • scored seven points in 10 minutes vs. Mercer • was 1-of-2 from the field and 4-of-6 from the line.

SEASON/CAREER HIGHS

Minutes: 15 at Texas Tech (12/30/01)
Points: 11 vs. UNC-Asheville (11/21/01)
Rebounds: 3 - three times; last at Georgia (12/7/01)
Assists: 2 vs. Nebraska (12/22/01)
Steals: 1 - two times; last at Georgia (12/7/01)
Blocks: 1 at Georgia (12/7/01)

2001-02 Game-by-Game

Opponent (Date)	Start	Min.	Fg-Fa	3g-3a	Ftm-Fta	O-D/T	Pf.	Asst.	To.	Blk.	Stl.	Pts.	Opponent (Date)	Start	Min.	Fg-Fa	3g-3a	Ftm-Fta	O-D/T	Pf.	Asst.	To.	Blk.	Stl.	Pts.
Mercer (11/17)	N	10	1-2	1-1	4-6	0-1/1	0	0	0	0	0	7	Michigan (1/9)	N	10	2-2	0-0	2-4	0-1/1	1	0	1	0	0	6
UNC-Asheville (11/21)	N	11	5-6	1-1	0-0	0-2/2	0	1	1	0	1	11	at Purdue (1/12)	N	7	1-2	0-0	0-0	0-0/0	0	1	1	0	0	2
E. Washington (11/24)	N	11	1-2	0-0	0-0	1-2/3	1	0	1	0	0	2	at Wisconsin (1/16)	N	4	1-1	0-0	1-2	1-0/1	0	0	0	0	0	3
at Wake Forest (11/27)	N	4	0-0	0-0	0-0	0-0/0	0	0	0	0	0	0	at Michigan (1/19)	N	12	1-1	1-1	2-2	0-3/3	1	0	0	0	0	5
UT-Pan American (12/1)	N	7	1-4	0-1	2-2	1-2/3	0	0	0	0	0	4	Ohio State (1/26)	N	14	2-3	0-0	2-2	0-1/1	1	0	2	0	0	6
UNC-Wilmington (12/4)	N	13	2-5	1-1	0-0	0-1/1	1	1	0	0	0	5													
at Georgia (12/7)	N	14	3-7	1-2	0-0	1-2/3	0	0	1	1	1	7													
Oregon (12/10)																									
Maryland-ES (12/13)																									
Nebraska (12/22)	N	5	1-2	0-0	0-0	0-0/0	1	2	1	0	0	2													
at Texas Tech (12/30)	N	15	1-5	0-4	0-0	0-2/2	1	1	2	0	0	2													
at Illinois (1/2)	N	5	0-2	0-1	0-0	0-0/0	0	0	0	0	0	0													
Michigan State (1/5)																									

#40 JERRY HOLMAN

F/C • Jr. • 6-10 • 218 • St. Paul, Minn. • Mpls. Community & Tech Coll./Humboldt HS

Last Two Games: Started his second career game and responded with 12 points, four rebounds, three blocks and two assists vs. Ohio State (1/26) • scored six points and grabbed three rebounds at Michigan (1/19).

Notable: Scored 12 points, dished out a career-high three assists and blocked three shots in a career-high 30 minutes vs. Michigan (1/9) • had 16 points, on 6-of-7 shooting, three boards, a block and a steal in 23 minutes vs. Michigan State (1/5) • scored 10 points in his first Big Ten game at Illinois (1/2) • had his first career start at Texas Tech, scored two points and grabbed two rebounds while battling foul trouble • had 15 points and a career-high eight rebounds vs. Maryland-Eastern Shore and tied a career-high 26 minutes • had four points, a block and two steals in 18 minutes vs. Oregon • scored seven points and blocked two shots at Georgia • had four points, four rebounds and a career-high four blocks vs. UNC-Wilmington • had eight points, two blocks and a steal vs. UT-Pan American • grabbed a season-high seven rebounds to go along with four points, a block and two steals at Wake Forest • had 14 points on 6-of-9 shooting, three rebounds, a block and two steals in 20 minutes vs. Eastern Washington • had 14 points, on 7-of-10 shooting, six rebounds, one assist, one block and two steals in 21 minutes vs. UNC-Asheville • scored 17 points in 18 minutes against Mercer • broke open the game in a 33 second stretch with six points, including two dunks, and a steal • was 6-of-8 from the field, 5-of-6 from the line, added six boards and a steal.

SEASON/CAREER HIGHS

Minutes: 30 vs. Michigan (1/9/02)
Points: 17 vs. Mercer (11/17/01)
Rebounds: 8 vs. Maryland-Eastern Shore (12/13/01)
Assists: 3 vs. Michigan (1/9/02)
Steals: 2 - four times; last vs. Oregon (12/10/01)
Blocks: 4 vs. UNC-Wilmington (12/4/01)

2001-02 Game-by-Game

Opponent (Date)	Start	Min.	Fg-Fa	3g-3a	Ftm-Fta	O-D/T	Pf.	Asst.	To.	Blk.	Stl.	Pts.
Mercer (11/17)	N	18	6-8	0-0	5-6	4-2/6	2	1	2	0	1	17
UNC-Asheville (11/21)	N	21	7-10	0-0	0-0	1-5/6	3	1	3	1	2	14
E. Washington (11/24)	N	20	6-9	0-0	2-4	1-2/3	4	0	3	1	2	14
at Wake Forest (11/27)	N	26	2-4	0-0	0-0	2-5/7	3	1	0	1	2	4
UT-Pan American (12/1)	N	21	4-9	0-0	0-0	0-1/1	3	1	0	2	1	8
UNC-Wilmington (12/4)	N	18	2-5	0-0	0-1	1-3/4	1	0	3	4	0	4
at Georgia (12/7)	N	23	1-8	0-0	5-6	2-2/4	2	1	3	2	0	7
Oregon (12/10)	N	18	2-4	0-0	0-0	2-1/3	1	1	2	1	2	4
Maryland-ES (12/13)	N	26	5-8	0-0	5-7	6-2/8	1	2	1	2	0	15
Nebraska (12/22)	N	14	2-3	0-0	1-2	1-2/3	3	1	1	0	0	5
at Texas Tech (12/30)	Y	16	1-8	0-0	0-0	1-1/2	5	0	2	0	0	2
at Illinois (1/2)	N	23	5-8	0-0	0-0	1-1/2	4	1	1	0	0	10
Michigan State (1/5)	N	23	6-7	0-0	4-5	1-2/3	2	0	0	1	1	16
Michigan (1/9)	N	30	6-9	0-0	0-0	2-1/3	1	3	2	3	0	12
at Purdue (1/12)	N	19	1-3	0-0	0-0	0-1/1	1	1	1	1	0	2
at Wisconsin (1/16)	N	17	2-3	0-0	0-1	0-3/3	2	0	3	0	0	4
at Michigan (1/19)	N	12	3-6	0-0	0-0	2-1/3	4	0	0	0	1	6
Ohio State (1/26)	Y	28	5-9	0-0	2-2	0-4/4	3	2	1	3	0	12

#1/4 RICK RICKERT

Forward • Fr. • 6-10 • 202 • Duluth, Minn. • Duluth East HS

Last Two Games: Scored 19 points on 5-of-8 shooting, 3-of-4 from beyond the arc vs. Ohio State (1/26) • scored 15 points, grabbed three boards, had two assists and a block at Michigan (1/19).

Notable: Scored 13 points and grabbed seven boards at Wisconsin (1/16) • had 24 points, on 8-of-12 shooting, seven boards and two steals at Purdue (1/12) • had 15 points on 6-of-8 shooting, four rebounds, two assists and three blocks vs. Michigan State (1/5) • scored 14 points, grabbed three boards and two steals vs. Nebraska • had five points and four rebounds vs. Maryland-Eastern Shore • scored a career-high 28 points and grabbed nine rebounds vs. Oregon in a career-high 36 minutes • 28 points was the most by a Golden Gopher freshman since Randy Carter had 29 against Northwestern on Jan. 26, 1991 • battled foul trouble against Georgia and scored seven points and grabbed seven rebounds • led the team with 13 points vs. UNC-Wilmington • also had four blocks and six rebounds • had eight points, five rebounds and four assists vs. UT-Pan American • had nine points, five rebounds, two assists and two steals in a season-high 32 minutes at Wake Forest • recorded team's first double-double of the season with 14 points and 10 rebounds vs. Eastern Washington • also had five blocks in the game, most by a Golden Gopher since Joel Pryzbilla had six on Feb. 5, 2000 • had 15 points, four rebounds, three assists and a block vs. UNC-Asheville • was 4-of-7 from the field, 3-of-6 from beyond the arc • had 17 points on 7-of-10 shooting in debut vs. Mercer • was 3-of-4 from three-point range • had six rebounds and four blocks.

SEASON/CAREER HIGHS

Minutes: 36 vs. Oregon (12/10/01)

Points: 28 vs. Oregon (12/10/01)

Rebounds: 10 vs. EWU (11/24/01)

Assists: 4 vs. UT-Pan American (12/1/01)

Steals: 2 - two times; last vs. Nebraska (12/22/01)

Blocks: 5 vs. EWU (11/24/01)

2001-02 Game-by-Game

Opponent (Date)	Start	Min.	Fg-Fa	3g-3a	Ftm-Fta	O-D/T	Pf.	Asst.	To.	Blk.	Stl.	Pts.
Mercer (11/17)	Y	23	7-10	3-4	0-0	3-3/6	3	1	0	4	0	17
UNC-Asheville (11/21)	Y	30	4-7	3-6	4-4	2-2/4	2	3	0	1	1	15
E. Washington (11/24)	Y	27	4-5	1-1	5-8	2-8/10	2	2	2	5	1	14
at Wake Forest (11/27)	Y	32	4-9	1-3	0-0	2-3/5	2	2	1	0	2	9
UT-Pan American (12/1)	Y	28	4-15	0-4	0-0	1-4/5	1	4	1	0	2	8
UNC-Wilmington (12/4)	Y	32	6-12	1-6	0-0	2-4/6	2	1	3	4	0	13
at Georgia (12/7)	Y	21	3-6	1-4	0-0	3-4/7	4	0	2	0	1	7
Oregon (12/10)	Y	36	11-17	2-4	4-7	3-6/9	3	0	1	0	0	28
Maryland-ES (12/13)	Y	22	1-6	0-1	3-3	1-3/4	1	1	1	1	1	5
Nebraska (12/22)	Y	29	6-12	1-6	1-3	1-2/3	4	0	2	0	2	14
at Texas Tech (12/30)	Y	17	1-4	0-2	0-0	0-4/4	5	0	0	0	0	2
at Illinois (1/2)	Y	20	2-6	1-3	0-1	1-0/1	4	1	4	1	1	6
Michigan State (1/5)	Y	33	6-8	1-1	2-2	1-3/4	2	2	1	3	0	15
Michigan (1/9)	Y	16	3-3	1-1	0-1	0-3/3	5	0	2	1	1	7
at Purdue (1/12)	Y	35	8-12	2-4	6-6	2-5/7	3	1	4	0	2	24
at Wisconsin (1/16)	Y	24	6-14	0-5	1-3	2-5/7	3	0	1	1	0	13
at Michigan (1/19)	Y	27	4-8	1-1	6-8	0-3/3	3	2	1	1	0	15
Ohio State (1/26)	Y	30	5-8	3-4	6-6	1-3/4	3	1	3	1	0	19

MINNESOTA Mercer	80	Game 1 November 17, 2001 Williams Arena Minneapolis, Minn.
	59	
Attendance: 12,534		

Recap: The Gophers opened their 2001-02 season in dominating style, routing the Mercer Bears 80-59 in front of 12,534 at Williams Arena. Four different Golden Gophers scored in double figures, led by sophomore Michael Bauer's 18 points. Minnesota came out firing on all cylinders, outscoring the overwhelmed Bears 40-18 in the first half. The Maroon and Gold went on numerous runs during the game, but the highlight was junior college transfer Jerry Holman's six points in 33 seconds near the end of the first half. The Gophers led by as many as 40 in the second half.

Minnesota	Min	FG-A	FT-A	R	A	Pt
Bauer, F	25	7-16	1-3	8	1	18
Rychart, F	24	4-10	2-2	9	2	10
Rickert, C	23	7-10	0-0	6	1	17
Burleson, G	20	1-5	1-2	3	4	4
Fleming, G	23	2-8	0-0	1	1	5
Robinson	12	0-3	1-2	3	3	1
Hokenson	4	0-0	0-0	0	0	0
Hargrow	10	1-2	4-6	1	0	7
Bennett	15	0-3	1-2	1	4	1
Bolden	4	0-0	0-0	0	0	0
Lorang	5	0-1	0-1	1	0	0
Esselink	13	0-3	0-0	3	2	0
Chall	4	0-0	0-0	1	0	0
Holman	18	6-8	5-6	6	1	17
TEAM				3		
Totals	200	28-69	15-24	46	19	80

Halftime: Minnesota 40, MU 18 **3-Pt Goals:** Minn - 9-29 (Bauer 3-8, Rychart 0-2, Rickert 3-4, Burleson 1-5, Fleming 1-4, Robinson 0-1, Hargrow 1-1, Bennett 0-1, Esselink 0-3) MU - 8-19 (Muhammad 2-4, Baker, 1-3, West 2-2, Arthur 2-5, McCurry 0-1, Emerson 1-3, Walker 0-1)

Turnovers: Minnesota 10, MU 22 **Personal Fouls:** Minnesota 21, MU 20 **Technical:** None **Fouled Out:** none **Att:** 12,534

MINNESOTA UNC-Asheville	92	Game 2 November 21, 2001 Williams Arena Minneapolis, Minn.
	65	
Attendance: 12,188		

Recap: After a sluggish first half, the Golden Gophers scored 56 second-half points en route to a 92-65 drubbing of North Carolina-Asheville at Williams Arena in front of 12,188 fans. For the second consecutive game, Michael Bauer led Minnesota in scoring, pacing five Golden Gophers in double figures. The sophomore forward pumped in a game-high 19 points on 8-of-12 shooting. The Golden Gophers held a double-figure lead throughout the second half, but exploded with 7:34 remaining, scoring 16 of the next 18 points to build their lead to 30 with 3:32 remaining. Despite going 0-for-3 and failing to score, Kevin Burleson dished out a career-high 11 assists.

Minnesota	Min	FG-A	FT-A	R	A	Pt
Bauer, F	26	8-12	1-1	2	3	19
Rychart, F	24	4-8	1-2	7	2	9
Rickert, C	30	4-7	4-4	4	3	15
Burleson, G	23	0-3	0-0	2	11	0
Fleming, G	18	3-8	0-0	0	2	8
Robinson	8	0-3	0-0	0	2	0
Hokenson	2	0-1	0-0	0	0	0
Hargrow	11	5-6	0-0	2	1	11
Bennett	18	5-7	1-2	5	1	11
Bolden	3	0-0	1-2	1	0	1
Lorang	3	2-2	0-0	1	1	4
Esselink	10	1-6	0-0	1	1	2
Chall	3	0-1	0-0	1	0	0
Holman	21	7-10	0-0	6	1	14
TEAM				7		
Totals	200	39-74	8-11	39	26	92

Halftime: Minnesota 36, UNCA 25 **3-Pt Goals:** Minn - 6-17 (Bauer 2-3, Rychart 0-1, Rickert 3-6, Burleson 0-1, Fleming 0-2, Robinson 0-1, Hargrow 1-1, Esselink 0-2) UNCA - 7-15 (Shaw 1-3, Joyner 0-1, Kragel 1-4, Carter 2-3, McCullough 1-2, Harper 1-1, Barber 1-1)

Turnovers: Minnesota 12, UNCA 22 **Personal Fouls:** Minnesota 13, UNCA 13 **Technical:** None **Fouled Out:** none **Att:** 12,188

MINNESOTA Eastern Washington	86	Game 3 November 24, 2001 Williams Arena Minneapolis, Minn.
	68	
Attendance: 12,533		

Recap: Minnesota defeated Eastern Washington, 86-68, in front of 12,533 fans at Williams Arena as the Golden Gophers shot a stellar 54.5 percent from the field. Junior Michael Bauer led the Maroon and Gold with 17 points. Junior Jerry Holman and freshman Rick Rickert were also key with 14-point efforts. Rickert added a game- and career-high 10 rebounds and five blocks in the drubbing of the Eagles. Rickert's five blocks were the most for a Golden Gopher since Joel Pryzbilla had six on Feb. 5, 2000. Bauer, with his 17 points, has led Minnesota in scoring in all three games this year.

Minnesota	Min	FG-A	FT-A	R	A	Pt
Bauer, F	24	6-9	3-4	2	0	17
Rychart, F	23	2-2	1-2	2	4	6
Rickert, C	27	4-5	5-8	10	2	14
Burleson, G	24	2-5	0-0	2	8	6
Bennett, G	24	3-10	0-0	3	1	7
Robinson	13	1-3	2-2	0	2	5
Hokenson	2	0-0	0-0	0	0	0
Hargrow	11	1-2	0-0	3	0	2
Fleming	17	2-6	3-4	2	2	7
Bolden	2	0-1	0-0	0	0	0
Lorang	2	1-1	0-2	0	0	2
Esselink	9	2-2	0-0	3	2	5
Chall	2	0-0	1-2	0	0	1
Holman	20	6-9	2-4	3	0	14
TEAM				3		
Totals	200	30-55	17-28	33	21	86

Halftime: Minnesota 41, EWU 32 **3-Pt Goals:** Minn - 9-21 (Bauer 2-4, Rychart 1-1, Rickert 1-1, Burleson 2-5, Bennett 1-6, Fleming 0-2, Robinson 1-1, Esselink 1-1) EWU - 10-18 (Quinto 2-3, Snow 5-6, Hull 1-1, Cooper 0-4, Browne 2-3, Axton 0-1)

Turnovers: Minnesota 17, EWU 24 **Personal Fouls:** Minnesota 20, EWU 22 **Technical:** None **Fouled Out:** EWU-Quinto **Att:** 12,533

MINNESOTA Wake Forest	79	Game 4 November 27, 2001 Lawrence Joel Coliseum Winston-Salem, N.C.
	85	
Attendance: 9,227		

Recap: The Golden Gophers were unable to hold on as they dropped their first-ever game in the ACC/Big Ten Challenge, 85-79, to 23rd-ranked Wake Forest in Winston-Salem, N.C. Led by senior Dusty Rychart's 22 points and 13 rebounds, the Golden Gophers led 39-36 at halftime and owned the edge for much of the second stanza before letting things slip away. After Travarus Bennett's two free throws with 1:38 remaining gave Minnesota a 79-74 lead, the Demon Deacons scored the last 11 points to win the game. Bennett added 12 along with Kevin Burleson.

Minnesota	Min	FG-A	FT-A	R	A	Pt
Bauer, F	26	4-14	3-9	5	0	11
Rychart, F	35	8-15	5-6	13	0	22
Rickert, C	32	4-9	0-0	5	2	9
Burleson, G	29	4-16	2-3	0	4	12
Bennett, G	30	4-9	3-3	7	0	12
Robinson	3	0-0	0-0	0	0	0
Hargrow	4	0-0	0-0	0	0	0
Fleming	14	4-6	0-0	1	2	9
Esselink	1	0-0	0-0	0	0	0
Holman	26	2-4	0-0	7	1	4
TEAM				3		
Totals	200	30-73	10-12	41	9	79

Halftime: Minnesota 39, WFU 36 **3-Pt Goals:** Minn - 9-26 (Bauer 3-9, Rychart 1-1, Rickert 1-3, Burleson 2-8, Bennett 1-3, Fleming 1-2) EWU - 5-25 (Howard 2-4, Songaila 0-2, Hicks 1-7, Dawson 2-7, Downey 0-1, Murray 0-1, Lepore 0-3)

Turnovers: Minnesota 11, WFU 12 **Personal Fouls:** Minnesota 23, WFU 15 **Technical:** None **Fouled Out:** WFU-Dawson **Att:** 9,227

MINNESOTA	69	Game 17
Michigan	71	January 19, 2002 Crisler Arena Ann Arbor, Mich.
Attendance: 11,603		

Recap: Michigan was able to steal a 71-69 victory over Minnesota in Ann Arbor, Mich., as Bernard Robinson Jr. hit a running jumper with 3.3 seconds remaining for the win. It was the first loss for the Golden Gophers in their last four meetings with Michigan. Minnesota was led by its front line, which accounted for 75 percent of the team's scoring. Sophomore Michael Bauer led the Gophers in scoring for the fifth time this season, with 17 points. Rickert scored 15 points, while Rychart added 14 and nine rebounds, just missing his fifth double-double of the season.

Minnesota	Min	FG-A	FT-A	R	A	Pt	Michigan	Min	FG-A	FT-A	R	A	Pt
Rychart, F	35	6-15	2-2	9	1	14	Groninger, F	17	0-4	2-3	2	1	2
Bennett, F	26	1-2	0-0	4	1	3	Bailey, F	16	0-1	4-4	3	1	4
Rickert, C	27	4-8	6-8	3	2	15	Young, C	37	6-13	6-7	4	1	18
Burleson, G	33	2-6	2-2	4	8	6	Queen, G	35	2-3	0-0	0	4	5
Bauer, G	30	7-15	0-0	2	2	17	Gottfredson, G	3	0-0	0-0	0	0	0
Fleming	23	0-1	3-6	4	1	3	Ingerson	23	4-11	0-0	4	2	10
Esselink	2	0-1	0-0	0	0	0	Blanchard	27	8-10	1-2	3	0	20
Holman	12	3-6	0-0	3	0	6	Robinson, Jr.	25	5-12	2-2	10	6	12
Hargrow	12	1-1	2-2	3	0	5	Jones	17	0-2	0-0	2	0	0
TEAM				3			TEAM				1		
Totals	200	24-55	15-20	35	15	69	Totals	200	25-56	15-18	29	15	71

Halftime: Minnesota 29, MI 28 **3-Pt Goals:** Minn - 6-17 (Rychart 0-3, Bennett 1-1, Rickert 1-1, Burleson 0-3, Bauer 3-7, Esselink 0-1, Hargrow 1-1) MI - 6-19 (Groninger 0-2, Queen 1-2, Ingerson 2-6, Blanchard 3-5, Robinson 0-2, Jones 0-2)
Turnovers: Minnesota 16, MI 16 **Personal Fouls:** Minnesota 17, MI 15
Technical: none **Fouled Out:** MI - Blanchard **Att:** 11,603

MINNESOTA	89	Game 18
Ohio State	71	January 26, 2002 Williams Arena Minneapolis, Minn.
Attendance: 13,838		

Recap: The Golden Gophers won their third straight Big Ten game at home, downing No. 20/23 Ohio State 89-71. It was the first conference loss for the Buckeyes, snapping a nine-game Buckeye winning streak. Travarus Bennett's career-high 21 points led Minnesota. The senior guard also had seven rebounds, while making all six shots from the field, including three from three-point range, and all six of his free throws. Rick Rickert reached double figures for the fourth straight game, adding 19 points, while Jerry Holman and Dusty Rychart scored 12 and 10 points, respectively.

Minnesota	Min	FG-A	FT-A	R	A	Pt	Ohio State	Min	FG-A	FT-A	R	A	Pt
Rickert, F	30	5-8	6-6	4	1	19	Williams, F	35	3-4	2-2	5	0	8
Holman, F	28	5-9	2-2	4	2	12	Radinovic, C	13	1-3	7-10	4	0	9
Rychart, F	27	4-5	1-2	5	1	10	Darby, G	37	4-12	4-4	4	2	14
Fleming, G	27	4-9	0-0	2	3	9	Brown, G	29	6-13	2-5	2	4	14
Bennett, G	29	6-6	6-6	7	2	21	Savovic, G	21	1-4	2-3	3	3	4
Hargrow	14	2-3	2-2	1	0	6	Fuss-Cheatham	11	1-4	0-0	3	3	2
Burleson	28	2-3	2-4	1	9	6	Connolly	25	6-8	1-2	0	0	17
Esselink	1	0-0	0-0	0	0	0	Dials	14	1-4	0-1	4	2	2
Bauer	16	2-7	1-2	0	0	6	Dudley	10	0-1	1-2	1	0	1
TEAM				3			Martin	5	0-0	0-0	0	0	0
Totals	200	30-50	20-24	27	18	89	TEAM				4		
							Totals	200	23-53	19-29	30	14	71

Halftime: Minnesota 40, OSU 33 **3-Pt Goals:** Minn - 9-15 (Rickert 3-4, Rychart 1-1, Fleming 1-2, Bennett 3-3, Burleson 0-1, Bauer 1-4) OSU - 6-17 (Darby 2-6, Brown 0-3, Savovic 0-2, Connolly 4-6)
Turnovers: Minnesota 11, OSU 14 **Personal Fouls:** Minnesota 19, OSU 22
Technical: none **Fouled Out:** OSU - Williams **Att:** 13,838

University of Minnesota
 Minnesota Golden Gophers Season Schedule/Results & Leaders (as of Jan 29, 2002)
 All games

RECORD:	OVERALL	HOME	AWAY	NEUTRAL
ALL GAMES.....	(11-7)	(10-1)	(1-6)	(0-0)
CONFERENCE.....	(4-3)	(3-0)	(1-3)	(0-0)
NON-CONFERENCE.....	(7-4)	(7-1)	(0-3)	(0-0)

DATE	TIME	OPPONENT		SCORE	ATTEND	HIGH POINTS	HIGH REBOUNDS
11/17/01	4:05	MERCER BEARS	W	80-59	12534	(18)Bauer, Michael	(9)Rychart, Dusty
11/21/01	7:05 p.m.	NORTH CAROLINA-ASHEVILLE	W	92-65	12188	(19)Bauer, Michael	(7)Rychart, Dusty
11/24/01	7:05 p.m.	EASTERN WASHINGTON EAGLES	W	86-68	12533	(17)Bauer, Michael	(10)Rickert, Rick
11/27/01	9:30 pm	at Wake Forest		79-85	L 9227	(22)Rychart, Dusty	(13)Rychart, Dusty
12/1/01	1:05 p.m.	UT-PAN AMERICAN BRONCS	W	89-72	12110	(19)Bennett, Travarus	(6)Rychart, Dusty
							(6)Fleming, Kerwin
12/4/01	7:05 p.m.	UNC-WILMINGTON SEAHAWKS		50-58	L 12069	(13)Rickert, Rick	(6)Rickert, Rick
12/07/01	7:30 p.m.	at Georgia Bulldogs		55-77	L 7158	(10)Rychart, Dusty	(11)Rychart, Dusty
12/10/01	6:00 p.m.	OREGON DUCKS	W	75-72	12610	(28)Rickert, Rick	(9)Rickert, Rick
12/13/01	7:05 p.m.	MARYLAND-EASTERN SHORE HAWKS	W	95-48	12155	(17)Rychart, Dusty	(10)Rychart, Dusty
12/22/01	7:05 p.m.	NEBRASKA CORNHUSKERS	W	81-72	13435	(18)Rychart, Dusty	(9)Rychart, Dusty
12/30/01	3:15 pm	at Texas Tech		60-80	L 14232	(20)Rychart, Dusty	(10)Bennett, Travarus
01/02/02	7:00 pm	* at University of Illinois		53-76	L 16500	(16)Bauer, Michael	(7)Bennett, Travarus
1/5/02	3:30 p.m.	* MICHIGAN STATE SPARTANS	W	70-67	13696	(16)Holman, Jerry	(5)Rychart, Dusty
1/9/02	7:00 p.m.	* MICHIGAN WOLVERINES	W	90-82	13172	(19)Burleson, Kevin	(7)Rychart, Dusty
						(19)Rychart, Dusty	(7)Bauer, Michael
01/12/02	2:30 PM EST	* at Purdue	W	87-71	12488	(24)Burleson, Kevin	(7)Rickert, Rick
						(24)Rickert, Rick	
1/16/02	7:00PM CST	* at Wisconsin		64-73	L 16363	(17)Rychart, Dusty	(10)Rychart, Dusty
01/19/02	4:30pm	* at Michigan		69-71	L 11603	(17)Bauer, Michael	(9)Rychart, Dusty
1/26/02	3:30 p.m.	* OHIO STATE BUCKEYES	W	89-71	13838	(21)Bennett, Travarus	(7)Bennett, Travarus

* - Conference game

ATTENDANCE SUMMARY	GAMES	TOTALS	AVG/GAME
HOME.....	11	140340	12758
AWAY.....	7	87571	12510
NEUTRAL.....	0	0	0
TOTAL.....	18	227911	12662

University of Minnesota
 Minnesota Golden Gophers Combined Team Statistics (as of Jan 29, 2002)
 All games

RECORD :	OVERALL	HOME	AWAY	NEUTRAL
ALL GAMES	(11-7)	(10-1)	(1-6)	(0-0)
CONFERENCE	(4-3)	(3-0)	(1-3)	(0-0)
NON-CONFERENCE	(7-4)	(7-1)	(0-3)	(0-0)

##	Player	GP-GS	Min--Avg	---TOTAL---		---3-PTS---		---REBOUNDS---				PF	FO	A	TO	Blk	Stl	Pts	Avg		
				FG-FGA	Pct	3FG-FGA	Pct	FT-FTA	Pct	Off	Def									Tot	Avg
45	Rychart, Dusty.....	18-18	522 29.0	95-182	.522	8-27	.296	42-55	.764	55	75	130	7.2	44	0	34	43	4	13	240	13.3
1	Rickert, Rick.....	18-18	482 26.8	85-162	.525	22-60	.367	38-52	.731	27	65	92	5.1	54	2	21	29	23	14	230	12.8
41	Bauer, Michael.....	18-16	462 25.7	72-163	.442	27-77	.351	27-38	.711	24	51	75	4.2	38	1	25	31	23	11	198	11.0
21	Bennett, Travarus..	18-16	472 26.2	49-98	.500	20-41	.488	48-62	.774	39	47	86	4.8	45	0	29	19	10	39	166	9.2
40	Holman, Jerry.....	18-2	373 20.7	66-121	.545	0-0	.000	24-34	.706	27	39	66	3.7	45	1	16	28	22	12	156	8.7
12	Burleson, Kevin....	18-17	478 26.6	42-120	.350	17-63	.270	31-42	.738	10	27	37	2.1	42	2	97	38	7	25	132	7.3
15	Fleming, Kerwin....	17-3	359 21.1	38-105	.362	15-42	.357	27-41	.659	9	29	38	2.2	40	2	24	27	1	10	118	6.9
11	Hargrow, Maurice....	15-0	142 9.5	22-44	.500	5-12	.417	13-18	.722	4	17	21	1.4	7	0	6	10	1	2	62	4.1
31	Esselink, Steve....	17-0	142 8.4	16-41	.390	8-23	.348	1-2	.500	6	11	17	1.0	9	0	17	16	0	6	41	2.4
30	Lorang, Justin.....	6-0	24 4.0	4-8	.500	0-1	.000	0-3	.000	0	3	3	0.5	0	0	2	0	0	0	8	1.3
3	Robinson, Aaron....	15-0	100 6.7	2-19	.105	2-10	.200	5-11	.455	1	7	8	0.5	14	0	14	15	1	9	11	0.7
35	Chall, Randy.....	6-0	14 2.3	0-2	.000	0-0	.000	1-2	.500	0	3	3	0.5	2	0	0	0	0	1	1	0.2
24	Bolden, Tyree.....	6-0	15 2.5	0-3	.000	0-1	.000	1-2	.500	1	2	3	0.5	2	0	0	2	0	0	1	0.2
5	Hokenson, Wade....	6-0	15 2.5	0-2	.000	0-1	.000	0-0	.000	0	3	3	0.5	0	0	1	1	0	0	0	0.0
TEAM.....										37	29	66	3.7	0		2					

Total.....	18	3600	491-1070	.459	124-358	.346	258-362	.713	240	408	648	36.0	342	8	284	263	92	142	1364	75.8
Opponents.....	18	3600	420-987	.426	133-366	.363	294-395	.744	215	392	607	33.7	337	-	247	296	63	137	1267	70.4

TEAM STATISTICS	MINN	OPP	DATE	OPPONENT	W/L	SCORE	ATTEND
SCORING.....	1364	1267	11/17/01	MERCER BEARS	W	80-59	12534
Points per game.....	75.8	70.4	11/21/01	NORTH CAROLINA-ASHEVILLE	W	92-65	12188
Scoring margin.....	+5.4	-	11/24/01	EASTERN WASHINGTON EAGLES	W	86-68	12533
FIELD GOALS-ATT.....	491-1070	420-987	11/27/01	at Wake Forest	L	79-85	9227
Field goal pct.....	.459	.426	12/1/01	UT-PAN AMERICAN BRONCS	W	89-72	12110
3 POINT FG-ATT.....	124-358	133-366	12/4/01	UNC-WILMINGTON SEAHAWKS	L	50-58	12069
3-point FG pct.....	.346	.363	12/07/01	at Georgia Bulldogs	L	55-77	7158
3-pt FG made per game..	6.9	7.4	12/10/01	OREGON DUCKS	W	75-72	12610
FREE THROWS-ATT.....	258-362	294-395	12/13/01	MARYLAND-EASTERN SHORE HAWKS	W	95-48	12155
Free throw pct.....	.713	.744	12/22/01	NEBRASKA CORNHUSKERS	W	81-72	13435
REBOUNDS.....	648	607	12/30/01	at Texas Tech	L	60-80	14232
Rebounds per game.....	36.0	33.7	*01/02/02	at University of Illinois	L	53-76	16500
Rebounding margin.....	+2.3	-	*1/5/02	MICHIGAN STATE SPARTANS	W	70-67	13696
ASSISTS.....	284	247	*1/9/02	MICHIGAN WOLVERINES	W	90-82	13172
Assists per game.....	15.8	13.7	*01/12/02	at Purdue	W	87-71	12488
TURNOVERS.....	263	296	*1/16/02	at Wisconsin	L	64-73	16363
Turnovers per game.....	14.6	16.4	*01/19/02	at Michigan	L	69-71	11603
Turnover margin.....	+1.8	-	*1/26/02	OHIO STATE BUCKEYES	W	89-71	13838
Assist/turnover ratio..	1.1	0.8					
STEALS.....	142	137					
Steals per game.....	7.9	7.6					
BLOCKS.....	92	63					
Blocks per game.....	5.1	3.5					
WINNING STREAK.....	1	-					
Home win streak.....	6	-					
ATTENDANCE.....	140340	87571					
Home games-Avg/Game...	11-12758	7-12510					
Neutral site-Avg/Game..	-	0-0					

SCORE BY PERIODS:	1st	2nd	Total
Minnesota Golden Gophers.....	649	715	- 1364
Opponents.....	568	699	- 1267

University of Minnesota
 Minnesota Golden Gophers Combined Team Statistics (as of Jan 29, 2002)
 Conference games

RECORD:	OVERALL	HOME	AWAY	NEUTRAL
ALL GAMES	(4-3)	(3-0)	(1-3)	(0-0)
CONFERENCE	(4-3)	(3-0)	(1-3)	(0-0)
NON-CONFERENCE	(0-0)	(0-0)	(0-0)	(0-0)

## Player	GP-GS	Min--Avg	---TOTAL---		---3-PTS---		---FT---		---REBOUNDS---				PF FO		A TO Blk Stl				Pts Avg	
			FG-FGA	Pct	3FG-FGA	Pct	FT-FTA	Pct	Off	Def	Tot	Avg								
04 Rickert, Rick.....	7-7	185 26.4	34-59	.576	9-19	.474	21-27	.778	7	22	29	4.1	23	1	7	16	8	4	98	14.0
45 Rychart, Dusty.....	7-7	220 31.4	39-73	.534	1-10	.100	11-14	.786	19	27	46	6.6	18	0	12	22	2	5	90	12.9
41 Bauer, Michael.....	7-6	190 27.1	30-62	.484	11-26	.423	6-11	.545	7	19	26	3.7	12	0	12	17	9	4	77	11.0
12 Burleson, Kevin....	7-6	189 27.0	18-44	.409	6-22	.273	20-26	.769	1	14	15	2.1	14	1	35	19	3	6	62	8.9
40 Holman, Jerry.....	7-1	152 21.7	28-45	.622	0-0	.000	6-8	.750	6	13	19	2.7	17	0	7	8	8	2	62	8.9
21 Bennett, Travarus..	7-7	195 27.9	15-27	.556	6-9	.667	22-26	.846	10	28	38	5.4	23	0	15	9	3	16	58	8.3
15 Fleming, Kerwin....	7-1	166 23.7	14-36	.389	6-14	.429	11-21	.524	3	11	14	2.0	16	2	11	13	0	4	45	6.4
11 Hargrow, Maurice...	6-0	52 8.7	7-11	.636	1-2	.500	7-10	.700	1	5	6	1.0	3	0	1	4	0	0	22	3.7
31 Esselink, Steve....	7-0	38 5.4	3-6	.500	2-4	.500	0-0	.000	1	2	3	0.4	5	0	3	6	0	1	8	1.1
35 Chall, Randy.....	1-0	1 1.0	0-0	.000	0-0	.000	0-0	.000	0	1	1	1.0	0	0	0	0	0	0	0	0.0
5 Hokenson, Wade....	1-0	1 1.0	0-0	.000	0-0	.000	0-0	.000	0	1	1	1.0	0	0	0	0	0	0	0	0.0
3 Robnson, Aaron....	4-0	11 2.8	0-1	.000	0-1	.000	0-1	.000	0	0	0	0.0	2	0	0	2	0	0	0	0.0
TEAM.....									10	10	20	2.9	0			1				
Total.....	7	1400	188-364	.516	42-107	.393	104-144	.722	65	153	218	31.1	133	4	103	117	33	42	522	74.6
Opponents.....	7	1400	165-386	.427	54-149	.362	127-162	.784	81	130	211	30.1	137	-	100	101	17	59	511	73.0

TEAM STATISTICS	MINN	OPP	DATE	OPPONENT	W/L	SCORE	ATTEND
SCORING.....	522	511	*01/02/02	at University of Illinois	L	53-76	16500
Points per game.....	74.6	73.0	*1/5/02	MICHIGAN STATE SPARTANS	W	70-67	13696
Scoring margin.....	+1.6	-	*1/9/02	MICHIGAN WOLVERINES	W	90-82	13172
FIELD GOALS-ATT.....	188-364	165-386	*01/12/02	at Purdue	W	87-71	12488
Field goal pct.....	.516	.427	*1/16/02	at Wisconsin	L	64-73	16363
3 POINT FG-ATT.....	42-107	54-149	*01/19/02	at Michigan	L	69-71	11603
3-point FG pct.....	.393	.362	*1/26/02	OHIO STATE BUCKEYES	W	89-71	13838
3-pt FG made per game..	6.0	7.7					
FREE THROWS-ATT.....	104-144	127-162					
Free throw pct.....	.722	.784					
REBOUNDS.....	218	211					
Rebounds per game.....	31.1	30.1					
Rebounding margin.....	+1.0	-					
ASSISTS.....	103	100					
Assists per game.....	14.7	14.3					
TURNOVERS.....	117	101					
Turnovers per game....	16.7	14.4					
Turnover margin.....	-2.3	-					
Assist/turnover ratio..	0.9	1.0					
STEALS.....	42	59					
Steals per game.....	6.0	8.4					
BLOCKS.....	33	17					
Blocks per game.....	4.7	2.4					
WINNING STREAK.....	1	-					
Home win streak.....	3	-					
ATTENDANCE.....	40706	56954					
Home games-Avg/Game....	3-13569	4-14238					
Neutral site-Avg/Game..	-	0-0					

SCORE BY PERIODS:	1st	2nd	Total
Minnesota Golden Gophers.....	238	284	- 522
Opponents.....	240	271	- 511

University of Minnesota
 Minnesota Golden Gophers Team Game-by-Game (as of Jan 29, 2002)
 All games

TEAM STATISTICS

Opponent	Date	Score	W/L	---TOTAL---		--3-PTRS--		---FT-FTA---		----REBOUNDS----				PF	A	TO	Blk	Stl	Pts	Avg
				FG-FGA	Pct	3FG-FGA	Pct	FT-FTA	Pct	Off	Def	Tot	Avg							
MERCER BEARS	11/17/01	80-59	W	28-69	.406	9-29	.310	15-24	.625	20	26	46	46.0	21	19	10	5	10	80	80.0
NORTH CAROLINA-ASHEVI	11/21/01	92-65	W	39-74	.527	6-17	.353	8-11	.727	20	19	39	42.5	13	26	12	4	15	92	86.0
EASTERN WASHINGTON EA	11/24/01	86-68	W	30-55	.545	9-21	.429	17-28	.607	10	23	33	39.3	20	21	17	10	12	86	86.0
at Wake Forest	11/27/01	79-85	L	30-73	.411	9-26	.346	10-12	.833	20	21	41	39.8	23	9	11	2	7	79	84.2
UT-PAN AMERICAN BRONC	12/1/01	89-72	W	29-61	.475	8-17	.471	23-27	.852	14	23	37	39.2	20	16	16	8	11	89	85.2
UNC-WILMINGTON SEAHAW	12/4/01	50-58	L	19-52	.365	7-20	.350	5-9	.556	10	26	36	38.7	19	11	16	12	5	50	79.3
at Georgia Bulldogs	12/07/01	55-77	L	19-66	.288	4-24	.167	13-20	.650	21	26	47	39.9	17	7	20	6	7	55	75.9
OREGON DUCKS	12/10/01	75-72	W	26-65	.400	6-24	.250	17-23	.739	15	20	35	39.2	14	13	9	2	9	75	75.8
MARYLAND-EASTERN SHOR	12/13/01	95-48	W	32-58	.552	9-19	.474	22-28	.786	13	29	42	39.6	15	25	13	6	9	95	77.9
NEBRASKA CORNHUSKERS	12/22/01	81-72	W	29-60	.483	9-25	.360	14-21	.667	14	19	33	38.9	19	18	11	3	11	81	78.2
at Texas Tech	12/30/01	60-80	L	22-73	.301	6-29	.207	10-15	.667	18	23	41	39.1	28	16	11	1	4	60	76.5
at University of Illi	01/02/02	53-76	L	22-54	.407	3-13	.231	6-11	.545	10	18	28	38.2	19	14	17	4	6	53	74.6
MICHIGAN STATE SPARTA	1/5/02	70-67	W	22-49	.449	5-16	.313	21-29	.724	7	19	26	37.2	17	12	11	8	8	70	74.2
MICHIGAN WOLVERINES	1/9/02	90-82	W	34-49	.694	8-13	.615	14-20	.700	7	25	32	36.9	19	17	23	7	5	90	75.4
at Purdue	01/12/02	87-71	W	31-52	.596	8-16	.500	17-22	.773	7	22	29	36.3	17	16	19	1	9	87	76.1
at Wisconsin	1/16/02	64-73	L	25-55	.455	3-17	.176	11-18	.611	14	27	41	36.6	25	11	20	4	3	64	75.4
at Michigan	01/19/02	69-71	L	24-55	.436	6-17	.353	15-20	.750	14	21	35	36.5	17	15	16	1	6	69	75.0
OHIO STATE BUCKEYES	1/26/02	89-71	W	30-50	.600	9-15	.600	20-24	.833	6	21	27	36.0	19	18	11	8	5	89	75.8

Minnesota Golden Gophers		1364		491-1070	.459	124-358	.346	258-362	.713	240	408	648	36.0	342	284	263	92	142	1364	75.8
Opponents		1267		420-987	.426	133-366	.363	294-395	.744	215	392	607	33.7	337	247	296	63	137	1267	70.4

Games played: 18
 Points/game: 75.8
 FG Pct: 45.9
 3FG Pct: 34.6
 FT Pct: 71.3

Rebounds/game: 36.0
 Assists/game: 15.8
 Turnovers/game: 14.6
 Assist/turnover ratio: 1.1
 Steals/game: 7.9
 Blocks/game: 5.1

University of Minnesota
 Minnesota Golden Gophers Game-by-Game Points-Rebounds-Assists (as of Jan 29, 2002)
 All games


Opponent	Date	Score	WL	1	03	5	11	12	15	21	24	30
				RICKERT,R	ROBINSON,	HOKENSON,	HARGROW,M	BURLESON,	FLEMING,K	BENNETT,T	BOLDEN,TY	LORANG,JU
MERCER BEARS	11/17/01	80-59	W	17- 6- 1	1- 3- 3	0- 0- 0	7- 1- 0	4- 3- 4	5- 1- 1	1- 1- 4	0- 0- 0	0- 1- 0
NORTH CAROLINA-ASHEVILL	11/21/01	92-65	W	15- 4- 3	0- 0- 2	0- 0- 0	11- 2- 1	0- 2-11	6- 0- 1	11- 5- 1	1- 1- 0	4- 1- 0
EASTERN WASHINGTON EAGL	11/24/01	86-68	W	14-10- 2	5- 0- 2	0- 0- 0	2- 3- 0	6- 2- 8	7- 2- 2	7- 3- 1	0- 0- 0	2- 0- 0
at Wake Forest	11/27/01	79-85	L	9- 5- 2	0- 0- 0	DNP	0- 0- 0	12- 0- 4	9- 1- 2	12- 7- 0	DNP	DNP
UT-PAN AMERICAN BRONCS	12/1/01	89-72	W	8- 5- 4	2- 0- 2	DNP	4- 3- 0	10- 3- 6	7- 6- 1	19- 4- 0	0- 0- 0	0- 0- 0
UNC-WILMINGTON SEAHAWKS	12/4/01	50-58	L	13- 6- 1	3- 2- 0	DNP	5- 1- 1	8- 2- 5	4- 5- 1	0- 0- 0	DNP	DNP
at Georgia Bulldogs	12/07/01	55-77	L	7- 7- 0	0- 1- 0	0- 1- 1	7- 3- 0	4- 0- 1	5- 4- 1	8- 6- 2	DNP	DNP
OREGON DUCKS	12/10/01	75-72	W	28- 9- 0	0- 0- 0	DNP	DNP	6- 1- 5	14- 3- 2	11- 5- 0	DNP	DNP
MARYLAND-EASTERN SHORE	12/13/01	95-48	W	5- 4- 1	0- 2- 4	0- 1- 0	DNP	5- 4- 8	8- 0- 1	16- 2- 2	0- 2- 0	2- 0- 0
NEBRASKA CORNHUSKERS	12/22/01	81-72	W	14- 3- 0	0- 0- 1	DNP	2- 0- 2	9- 0- 5	8- 2- 1	8- 5- 1	DNP	DNP
at Texas Tech	12/30/01	60-80	L	2- 4- 0	0- 0- 0	DNP	2- 2- 1	6- 5- 5	DNP	15-10- 3	0- 0- 0	0- 1- 0
at University of Illino	01/02/02	53-76	L	5- 1- 1	0- 0- 0	0- 1- 0	0- 0- 0	0- 2- 4	4- 0- 1	6- 7- 3	DNP	DNP
MICHIGAN STATE SPARTANS	1/5/02	70-67	W	15- 4- 2	DNP	DNP	DNP	5- 2- 2	6- 3- 1	7- 3- 1	DNP	DNP
MICHIGAN WOLVERINES	1/9/02	90-82	W	7- 3- 0	0- 0- 0	DNP	6- 1- 0	19- 3- 4	7- 1- 2	5- 3- 3	DNP	DNP
at Purdue	01/12/02	87-71	W	24- 7- 1	0- 0- 0	DNP	2- 0- 1	24- 3- 5	7- 1- 1	7- 6- 2	DNP	DNP
at Wisconsin	1/16/02	64-73	L	13- 7- 0	0- 0- 0	DNP	3- 1- 0	2- 0- 3	9- 3- 2	9- 8- 3	DNP	DNP
at Michigan	01/19/02	69-71	L	15- 3- 2	DNP	DNP	5- 3- 0	6- 4- 8	3- 4- 1	3- 4- 1	DNP	DNP
OHIO STATE BUCKEYES	1/26/02	89-71	W	19- 4- 1	DNP	DNP	6- 1- 0	6- 1- 9	9- 2- 3	21- 7- 2	DNP	DNP

Opponent	Date	Score	WL	31	35	40	41	45
				ESSELINK,	CHALL,RAN	HOLMAN,JE	BAUER,MIC	RYCHART,D
MERCER BEARS	11/17/01	80-59	W	0- 3- 2	0- 1- 0	17- 6- 1	18- 8- 1	10- 9- 2
NORTH CAROLINA-ASHEVILL	11/21/01	92-65	W	2- 1- 1	0- 1- 0	14- 6- 1	19- 2- 3	9- 7- 2
EASTERN WASHINGTON EAGL	11/24/01	86-68	W	5- 3- 2	1- 0- 0	14- 3- 0	17- 2- 0	6- 2- 4
at Wake Forest	11/27/01	79-85	L	0- 0- 0	DNP	4- 7- 1	11- 5- 0	22-13- 0
UT-PAN AMERICAN BRONCS	12/1/01	89-72	W	0- 0- 0	DNP	8- 1- 1	13- 4- 1	18- 6- 1
UNC-WILMINGTON SEAHAWKS	12/4/01	50-58	L	DNP	DNP	4- 4- 0	3- 5- 1	10- 4- 2
at Georgia Bulldogs	12/07/01	55-77	L	5- 2- 0	0- 0- 0	7- 4- 1	2- 4- 1	10-11- 0
OREGON DUCKS	12/10/01	75-72	W	0- 0- 3	DNP	4- 3- 1	2- 7- 0	10- 5- 2
MARYLAND-EASTERN SHORE	12/13/01	95-48	W	12- 1- 2	0- 0- 0	15- 8- 2	15- 2- 3	17-10- 2
NEBRASKA CORNHUSKERS	12/22/01	81-72	W	2- 3- 0	DNP	5- 3- 1	15- 4- 3	18- 9- 4
at Texas Tech	12/30/01	60-80	L	7- 1- 4	DNP	2- 2- 0	6- 6- 0	20- 8- 3
at University of Illino	01/02/02	53-76	L	5- 1- 0	0- 1- 0	10- 2- 1	16- 4- 1	7- 5- 3
MICHIGAN STATE SPARTANS	1/5/02	70-67	W	0- 0- 1	DNP	16- 3- 0	12- 3- 3	9- 5- 2
MICHIGAN WOLVERINES	1/9/02	90-82	W	0- 0- 2	DNP	12- 3- 3	15- 7- 2	19- 7- 1
at Purdue	01/12/02	87-71	W	3- 2- 0	DNP	2- 1- 1	4- 3- 3	14- 5- 2
at Wisconsin	1/16/02	64-73	L	0- 0- 0	DNP	4- 3- 0	7- 7- 1	17-10- 2
at Michigan	01/19/02	69-71	L	0- 0- 0	DNP	6- 3- 0	17- 2- 2	14- 9- 1
OHIO STATE BUCKEYES	1/26/02	89-71	W	0- 0- 0	DNP	12- 4- 2	6- 0- 0	10- 5- 1

University of Minnesota
 Minnesota Golden Gophers Game-by-Game Highs (as of Jan 29, 2002)
 All games

Opponent	Date	Score	WL	POINTS	REBOUNDS	ASSISTS	STEALS	BLOCKED SHOTS
MERCER BEARS	11/17/01	80-59	W	18-Bauer, Michae	9-Rychart, Dust	4-Bennett, Trav Burleson, Kev	3-Bennett, Trav	4-Rickert, Rick
NORTH CAROLINA-ASHEVILLE	11/21/01	92-65	W	19-Bauer, Michae	7-Rychart, Dust	11-Burleson, Kev	4-Bennett, Trav	1-Holman, Jerry Rychart, Dust Bauer, Michae Rickert, Rick
EASTERN WASHINGTON EAGLES	11/24/01	86-68	W	17-Bauer, Michae	10-Rickert, Rick	8-Burleson, Kev	4-Bennett, Trav	5-Rickert, Rick
at Wake Forest	11/27/01	79-85	L	22-Rychart, Dust	13-Rychart, Dust	4-Burleson, Kev	2-Holman, Jerry Rickert, Rick	1-Burleson, Kev Holman, Jerry
UT-PAN AMERICAN BRONCS	12/1/01	89-72	W	19-Bennett, Trav	6-Fleming, Kerw Rychart, Dust	6-Burleson, Kev	4-Burleson, Kev	3-Bennett, Trav
UNC-WILMINGTON SEAHAWKS	12/4/01	50-58	L	13-Rickert, Rick	6-Rickert, Rick	5-Burleson, Kev	2-Fleming, Kerw Burleson, Kev	4-Rickert, Rick Holman, Jerry
at Georgia Bulldogs	12/07/01	55-77	L	10-Rychart, Dust	11-Rychart, Dust	2-Bennett, Trav	1-Chall, Randy Rychart, Dust Hargrow, Maur Rickert, Rick Bauer, Michae Burleson, Kev Bennett, Trav	2-Bauer, Michae Holman, Jerry
OREGON DUCKS	12/10/01	75-72	W	28-Rickert, Rick	9-Rickert, Rick	5-Burleson, Kev	4-Burleson, Kev	1-Bauer, Michae Holman, Jerry
MARYLAND-EASTERN SHORE HA	12/13/01	95-48	W	17-Rychart, Dust	10-Rychart, Dust	8-Burleson, Kev	3-Bauer, Michae	2-Holman, Jerry
NEBRASKA CORNHUSKERS	12/22/01	81-72	W	18-Rychart, Dust	9-Rychart, Dust	5-Burleson, Kev	4-Bennett, Trav	3-Bauer, Michae
at Texas Tech	12/30/01	60-80	L	20-Rychart, Dust	10-Bennett, Trav	5-Burleson, Kev	2-Rychart, Dust	1-Burleson, Kev
at University of Illinois	01/02/02	53-76	L	16-Bauer, Michae	7-Bennett, Trav	4-Burleson, Kev	3-Rychart, Dust	1-Rickert, Rick Rychart, Dust Bennett, Trav Bauer, Michae
MICHIGAN STATE SPARTANS	1/5/02	70-67	W	16-Holman, Jerry	5-Rychart, Dust	3-Bauer, Michae	4-Bennett, Trav	4-Bauer, Michae
MICHIGAN WOLVERINES	1/9/02	90-82	W	19-Rychart, Dust Burleson, Kev	7-Bauer, Michae Rychart, Dust	4-Burleson, Kev	3-Bennett, Trav	3-Holman, Jerry
at Purdue	01/12/02	87-71	W	24-Rickert, Rick Burleson, Kev	7-Rickert, Rick	5-Burleson, Kev	2-Rickert, Rick Bennett, Trav	1-Holman, Jerry
at Wisconsin	1/16/02	64-73	L	17-Rychart, Dust	10-Rychart, Dust	3-Bennett, Trav Burleson, Kev	1-Burleson, Kev Bauer, Michae Bennett, Trav	2-Bauer, Michae
at Michigan	01/19/02	69-71	L	17-Bauer, Michae	9-Rychart, Dust	8-Burleson, Kev	4-Bennett, Trav	1-Rickert, Rick
OHIO STATE BUCKEYES	1/26/02	89-71	W	21-Bennett, Trav	7-Bennett, Trav	9-Burleson, Kev	2-Burleson, Kev Bennett, Trav	3-Holman, Jerry

MINNESOTA



Golden Gopher BASKETBALL

Minnesota Media Relations
BB contact: Kyle Coughlin
 Assistant Media Relations Director
Phone: 612.625.4090
Fax: 612.625.0359
email: cough002@umn.edu

Minnesota Men's Media Relations, 516 15th Ave. SE, 244 Bierman Field Athletic Building, Minneapolis, Minn. 55455

www.gophersports.com

2001-02 SCHEDULE

Date	Opponent	Time/Result
Nov. 8	Harlem Globetrotters (exh.)	L, 70-79
Nov. 12	Minnesota-Duluth (exh.)	W, 67-59
Nov. 17	Mercer	W, 80-59
Nov. 21	UNC-Asheville	W, 92-65
Nov. 24	Eastern Washington	W, 86-68
Nov. 27	at Wake Forest* (ESPN2)	L, 79-85
Dec. 1	Texas Pan-American	W, 89-72
Dec. 4	UNC-Wilmington	L, 50-58
Dec. 7	at Georgia	L, 55-77
Dec. 10	Oregon (ESPN2)	W, 75-72
Dec. 13	Maryland-Eastern Shore	W, 95-48
Dec. 22	Nebraska	W, 81-72
Dec. 30	at Texas Tech (KSTC-Ch. 45)	L, 60-80
Jan. 2	at #7 Illinois (KSTC-Ch. 45)	L, 53-76
Jan. 5	#17 Michigan State (VSN/Ch. 45)	W, 70-67
Jan. 9	Michigan (KSTC-Ch. 45)	W, 90-82
Jan. 12	at Purdue (KSTC-Ch. 45)	W, 87-71
Jan. 16	at Wisconsin (KSTC-Ch. 45)	L, 64-73
Jan. 19	at Michigan (KSTC-Ch. 45)	L, 69-71
Jan. 26	#20 Ohio State (KSTC-Ch. 45)	W, 89-71
Jan. 30	Penn State (KSTC-Ch. 45)	W, 94-70
Feb. 2	#25 Indiana (KSTC-Ch. 45)	W, 88-74
Feb. 9	at Iowa (KSTC-Ch. 45)	2:00 p.m.
Feb. 13	at Northwestern (KSTC-Ch. 45)	7:00 p.m.
Feb. 16	Wisconsin (KSTP-Ch. 5)	1:30 p.m.
Feb. 21	at Michigan State (ESPN)	6:00 p.m.
Feb. 23	at Penn State (KSTP-Ch. 5)	11:15 a.m.
Feb. 27	Northwestern (VSN/Ch. 45)	7:00 p.m.
Mar. 2/3	Illinois (Ch. 45/CBS)	7/3:00 p.m.
Mar. 7-10	Big Ten Tournament (Conseco Fieldhouse, Indianapolis, Ind.)	


Times and dates subject to change
 All times central
 VSN = Victory Sports Network
 * Big Ten/ACC Challenge

Minnesota Golden Gophers (13-7, 6-3 Big Ten)

vs.

Iowa Hawkeyes (15-9, 4-6 Big Ten)

Feb. 9, 2002 • 2:00 p.m.
 Carver Hawkeye Arena
 Iowa City, Iowa



Television: KSTC-Ch. 45 (ESPN+)
 Tom Hamilton (pbp), Shon Morris (analyst)
Radio: WCCO AM 830
 Dave Lee (pbp), Kevin Lynch (analyst)

THE MATCHUP

The Golden Gophers finished off a three-game homestand with their third straight win against Indiana, 88-74, Saturday. The Gophers were off mid-week while Iowa lost on the road at Indiana, 79-51, on Tuesday. This is the only meeting in the regular season between these two teams.

SCOUTING THE HAWKEYES

Iowa is having the same difficulty as most of the Big Ten teams this season and that's winning on the road. Fortunately, this game will be played in Iowa City and the Hawkeyes are 12-1 (4-1 in the Big Ten) this season in the friendly confines of Carver-Hawkeye Arena. Their only loss coming at the hands of the Hoosiers on Jan. 13.

The senior duo of Luke Recker and Reggie Evans have led the Hawks the past two seasons. Recker averages 17.3 points, 2.9 assists and 1.9 steals per game. Evans averages a double-double with 16.5 points and 11.3 rebounds per game. Evans has 35 career double-doubles. Freshman guard Pierre Pierce has been solid in his first season averaging 7.8 points and 3.5 assists per contest.

*records involve games later vacated by Minnesota due to NCAA infractions.

THE SERIES

Minnesota leads the series 92-79*. Iowa owns the advantage in Iowa City 46-37*. Iowa won both meetings between the two teams last season. Steve Alford owns a 3-1 record against Dan Monson over the past two seasons.

Last year's meetings:
 Jan. 24, 2001 UI 87, UM 74 (Minneapolis)
 Jan. 31, 2001 UI 64, UM 55 (Iowa City)
Minnesota's last win in Iowa City
 Feb. 12, 1998 UM 73, UI 71*

WHAT'S NEXT

Minnesota travels to Evanston, Ill., Wednesday to take on the Northwestern Wildcats. Game time is set for 7 p.m. and can be seen locally on KSTC-Ch. 45.

PROBABLE STARTING LINEUPS

MINNESOTA	PPG	RPG	OTHER	IOWA	PPG	RPG	OTHER
F Dusty Rychart	13.4	7.0	53% fg	F Reggie Evans	16.5	11.3	50% fg
F Rick Rickert	14.2	5.2	54% fg	F Glen Worley	7.2	4.4	22 blks
C Jerry Holman	8.9	3.9	26 blks	C Sean Sonderleiter	1.7	1.9	50% fg
G Kerwin Fleming	7.1	2.3	1.4 apg	G Pierre Pierce	7.8	3.5	3.5 apg
G Travarus Bennett	8.7	4.9	2.2 spg	G Luke Recker	17.3	3.9	2.9 apg

Officials: Tom Rucker, Terry Anderson, Sam Banks

HEAD COACH DAN MONSON



Now entering his third season in charge of the Minnesota basketball program, Dan Monson has again established himself as one of the best young coaches in the college ranks and has thrust the Golden Gophers back onto the national scene.

Despite scholarship limitations and injuries to two key starters, Monson brought the Maroon and Gold to the postseason in just his second year. An NIT appearance and a second-round loss to eventual champion Tulsa did nothing to dampen the remarkable job Monson and his staff did in 2000-01. Monson's Minnesota record is 43-37 and his overall four-year coaching record is 95-54.

Monson has also shown the country that he can be an effective recruiter. Monson's second recruiting class in Gold Country netted one of the top 10 classes in the nation, according to many recruiting publications. National Junior College All-American Jerry Holman and McDonald's All-American Rick Rickert will make an immediate impact in 2001-02.

Monson was named the Minnesota head coach on July 24, 1999. In his first year at the helm of the Minnesota program, Monson led the Golden Gophers to a 12-16 finish which included a six-game winning streak (11/20-12/11).

Monson led the Gonzaga Bulldogs within a breath of the Final Four three years ago. Along the way, his team defeated such notable NCAA powers as Stanford (82-74), Florida (73-72) and the Golden Gophers (75-63), before bowing out to eventual national champion Connecticut, 67-62.

Monson spent 11 years building the Gonzaga program. He began as an assistant coach in 1988 and spent six years laying the groundwork for the Bulldogs' success. In 1994-95, he was elevated to associate head coach under Head Coach Dan Fitzgerald who was also the athletics director. Three years later, Monson took over full control of the Gonzaga program. He had an immediate impact, leading the Bulldogs to a West Coast Conference title and advancing to the second round of the NIT. Along the way, the team set a school record for wins with 24. Monson was the first coach in West Coast Conference history to capture the regular-season title in his rookie season. For his efforts, his WCC peers voted him Coach of the Year and *Basketball Times* accorded him national Rookie Coach of the Year. His record in two seasons as head coach of the Zags was 52-17, with an impressive 4-2 mark in postseason play.

INDIANA RECAP

Minnesota won its third consecutive game and its eighth straight at home, downing 25th-ranked Indiana, 88-74, in front of a season-high 14,492 Maroon and Gold faithful. It was Minnesota's second win in the past three games over a nationally-ranked opponent. The Golden Gophers defeated No. 20 Ohio State, 89-71, on Jan. 26.

The Gophers are now 13-7 overall and 6-3 in the Big Ten Conference. The 88 points was the most allowed by Indiana this year after giving up 75 to Notre Dame on Dec. 4. Freshman Rick Rickert was once again the star for the Golden Gophers, scoring 27 points for his career-high scoring output in a Big Ten game. The Duluth, Minn., native shot 50 percent from the field (9-18), 70 percent from the line (7-10) and pulled down six rebounds. It was Rickert's sixth consecutive game in double figures and second straight over 20. Dusty Rychart (14), Kerwin Fleming (12) and Michael Bauer (11) also scored in double figures for the Golden Gophers.

After being outrebounded 25-10 in the first half the Gophers controlled a 19-16 advantage in the second. Two minutes into the second half Minnesota trailed 50-40, but went on a 40-17 run over the next 13 minutes to run away with the game.

INDIANA GAME NOTES

- Minnesota has won three games against ranked opponents (#17 Michigan State (1/5), #20 Ohio State (1/26) and #25 Indiana (2/2) and are 3-1 on the season against ranked foes. Minnesota is 5-12 against ranked foes under Monson.
- The last time Minnesota won three straight games over ranked opponents was during the 1996-97 season when the Golden Gophers won eight in a row over ranked foes. Excluding vacated games, the only other time Minnesota won three in a row over ranked teams was during the 1981-82 season when they won four straight.
- Minnesota's 88 points is the most allowed by Indiana this season.
- Minnesota shot over 50 percent from the field for the third straight game. In the Gophers' last five wins (out of seven games), Minnesota has shot 61.1 percent (163-267) in those wins. In the two losses, Minnesota shot 44.5 percent (49-110).
- In the last three games, Minnesota is averaging 90.3 points per game.
- Minnesota turned the ball over a season-low eight times.
- Rickert topped the 20-point mark for the third time in the last six games and the fourth time this season. He is averaging 20.7 ppg in the last six contests. His 27 points is the second-best total of his career.
- Rickert reached double figures for the sixth straight game and the 13th time this season.
- Dusty Rychart scored in double figures for the seventh straight game and the 16th time this season. He has reached double-digits 64 times in his career.
- Michael Bauer scored in double figures for the 13th time this season and the 28th time in his career.

STATISTICAL COMPARISON

Minnesota vs. Iowa

Category	UI	MINN
Record	15-9	13-7
Scoring Average	74.5	77.3
Opponent Scoring	67.1	70.6
Scoring Margin	+7.5	+6.8
Rebound Average	38.5	35.8
Opponent Rebounds	32.2	33.8
Rebound Margin	+6.3	+2.0
Field Goal Pct.	.459	.471
Opponent Field Goal Pct.	.411	.422
3-Point Field Goal Pct.	.389	.351
Free Throw Pct.	.684	.712
Assists Average	15.2	16.2
Turnovers Average	15.2	14.2
Blocks Average	3.5	5.2
Steals Average	7.6	8.1

- Kerwin Fleming scored in double figures for the second time this season and the ninth time in his career.
- Travarus Bennett tied a season-high with four steals. He has had four steals in a game six times this season.
- Bennett played a career-high 34 minutes.
- Minnesota's six Big Ten wins is the most under Dan Monson.
- The attendance of 14,492 is a season-high and is the highest since drawing 14,523 against Iowa on Jan. 24, 2001.

MINNESOTA QUICK FACTS

University Information

Location: Minneapolis, Minn.
Enrollment: 45,615
Colors: Maroon & Gold
Conference: Big Ten
Arena: Williams Arena (14,625)
President: Mark Yudof
Vice President/Chief of Staff: Tonya Moten Brown
Faculty Athletics Representative: Dr. Richard Weinberg
Director of Men's Athletics: Tom Moe

Team Information

Head Coach: Dan Monson (Idaho, 1985)
Career Record: 95-54 (four+ years)
Record at Minnesota: 43-37 (two+ years)
Associate Head Coach: Mike Petersen (third year)
Assistant Coaches: Bill Walker (third year), Arthur Prevost (third year)
Dir. of BB Operations: Vic Couch (second year)
2000-01 Overall Record: 18-14 (reached second round of NIT)
2000-01 Big Ten Record/Finish: 5-11 (9th)
Lettermen Returning/Lost: 7/3

MEDIA INFORMATION

PRACTICE ACCESS

As a rule, practice will be open to the media for the first 30 minutes of each workout except on game days. This is subject to change at the coaches discretion. All player interviews will be conducted before practice in the half hour preceding the team's workout. Coach Monson will be available for brief interviews during the first half hour of practice. Practice on weekdays is usually 2-5 p.m. Please check with Kyle Coughlin about practice times and all interview requests at least 24 hours in advance.

POSTGAME PROCEDURES:

Minnesota complies with an equal-access policy. Following a 10 minute cooling-off period, both coaches are available in the Interview Room on the lower level of the east end of Williams Arena. Minnesota players are available in the players lounge area adjacent to the Gopher locker room following the cooling-off period. Visiting team players generally conduct their player interviews in the lower level hallway outside their locker room.

GOLDEN GOPHERS ON THE INTERNET:

Minnesota Golden Gopher basketball stats, releases and game notes are available on the internet at www.gophersports.com. Information on the Big Ten Conference is available via the internet at www.bigten.org.

BIG TEN TELECONFERENCE:

When: Every Monday from 9-11 a.m. (central)

How long: Beginning Jan. 7, with the final call scheduled for Mar. 4, 2002.

Who: Each Big Ten men's head coach is invited to participate on the weekly teleconferences. Participation will not be mandatory, therefore, some coaches may not be available each week.

Call: Contact the Big Ten office at 847-696-1010 for the teleconference phone number and play-back number.

Order of Appearance

9:00 a.m. Bill Self, Illinois
 9:10 a.m. Steve Alford, Iowa
9:20 a.m. Dan Monson, Minnesota
 9:30 a.m. Bill Carmody, Northwestern
 9:40 a.m. Jerry Dunn, Penn State
 9:50 a.m. Gene Keady, Purdue
 10:00 a.m. Tom Izzo, Michigan State
 10:10 a.m. Bo Ryan, Wisconsin
 10:20 a.m. Tommy Amaker, Michigan
 10:30 a.m. Jim O'Brien, Ohio State
 10:40 a.m. Mike Davis, Indiana
 10:50 a.m. Player of the Week (if available)

RICKERT NAMED BIG TEN PLAYER OF THE WEEK

Freshman Rick Rickert was named Big Ten Player of the Week on Feb. 4 by the Big Ten Conference office. Rickert is the third different Gopher to be named Big Ten Player of the Week this season, as teammate Travarus Bennett was a co-winner on Jan. 28 and senior Dusty Rychart was selected on December 3.

Rickert is the first freshman to earn Big Ten Player of the Week honors in more than four years after leading Minnesota to a 2-0 week while averaging 26.5 points per game on 60 percent shooting. The last League freshman to be named Conference Player of the Week was current-Iowa senior Luke Recker, who collected the honor in his first season at Indiana on January 19, 1998.

Rickert opened the week by hitting 9-12 shots (.750), including three treys, to pile up 26 points in only 26 minutes of play in the Gophers' win over Penn State. The 6-10 forward added five rebounds and two assists against the Nittany Lions. Rickert exploded for 27 points in his next outing, hitting 9-18 from the field while adding six boards as UM knocked Indiana out of first place in the Big Ten.

RICKERT - BEST FRESHMAN IN THE BIG TEN

Rickert is making a strong case for Big Ten Freshman of the Year. In conference games, he is averaging 16.8 points per game which is third best in the league. Rickert ranks fifth in field goal percentage (52-89, .584), is fourth in three-point field goal accuracy (14-28, .500) and 12th in blocked shots (1.00). He scored 24 points at Purdue on Jan. 12, 19 points against Ohio State on Jan. 26, 26 against Penn State (1/30) and 27 vs. Indiana (2/2).

Overall, Rickert is 10th in scoring and leads all freshman at 14.1 ppg. He is 14th in rebounding, second among freshmen (5.2 rpg), and tied for ninth in blocked shots (1.20 bpg).

Against Oregon (Dec. 10) on national television, Rickert erupted for 28 points and nine rebounds to lead the Golden Gophers to a three-point victory. It was the most points scored by a Gopher freshman since Randy Carter scored 29 against Northwestern on Jan. 26, 1991. And it was also the most points scored by any true freshman in the Big Ten since 1998. He recorded Minnesota's first double-double of the year with 14 points and 10 rebounds vs. Eastern Washington (11/24). He also had five blocks vs. the Eagles, the most by a Golden Gopher since Joel Pryzbilla had six on Feb. 5, 2000.

'T' NAMED PLAYER OF THE WEEK AFTER PERFECT GAME

Senior guard Travarus Bennett was named Big Ten Co-Player of the Week after his perfect performance against Ohio State on Jan. 26. Bennett scored 21 points, on 6-of-6 shooting from the field, 3-of-3 from three-point land and 6-of-6 from the line. He also led the Gophers with seven rebounds to go along with two assists, one block and two steals in 29 minutes. It is the first player of the week honor for Bennett.

GOPHERS IN THE RECORD BOOKS

Kevin Burleson

CATEGORY	NO.	RANK
Career Three Pointers Made	103	6th
Career Three Pointers Attempted	309	5th
Career Assists	235	9th

Dusty Rychart

CATEGORY	PCT.	ATT.	RANK
Free Throw Percentage	.775	234-302	6th
Field Goal Percentage	.510	437-857	7th

Needs 52 points to move into 20th place on career scoring list.

Michael Bauer

CATEGORY	NO.	RANK
Career Three Pointers Made	69	10th

RYCHART SURPASSES 1,000 CAREER POINTS

Senior forward Dusty Rychart became the 31st player in Golden Gopher basketball history to score more than 1,000 points. The former walk-on scored 20 points at Texas Tech and moved into the top 30 on the scoring list. Currently, Rychart stands in 21st place with 1,131 points in his career. Darryl Mitchell, who played from 1979-82, is in 20th place with 1,182 points.

THE MOST OVERLOOKED BIG TEN PLAYER

Fifth-year senior forward Dusty Rychart doesn't get the recognition or the credit he deserves around the conference or country. Rychart added to his ever-growing double-double total at Wisconsin on Jan. 16 with 17 points and 10 rebounds. He has four double-doubles on the season and 18 for his career. Rychart's other double-doubles this season are: 17 points and 10 rebounds vs. Maryland-Eastern Shore on Dec. 13; at Georgia on Dec. 7 (10 points and 11 rebounds); and at Wake Forest 22 points, 13 rebounds on Nov. 27.

Rychart stands third among active Big Ten players in career double-doubles. Reggie Evans of Iowa has 35 and LaVell Blanchard of Michigan has 21.

Rychart ranks in the top 15 in overall games in five separate categories. Points (13.4 - 14th); rebounds (6.9 - 4th); field goal percentage (8th - .530); offensive rebounds (2nd - 2.95); and defensive rebounds (8th - 4.00).

"Dusty is the epitome of this program," said Monson. "He may not be the most physically-gifted player, or tall enough or quick enough all the time, but this game is about productivity and Dusty has out-produced a lot of players in this league."

Rychart was featured in the Jan. 21st edition of *ESPN the Magazine*.

MAYBE HE'S NOT SO OVERLOOKED

Rychart was named co-Big Ten Player of the Week for his play against Wake Forest and UT-Pan American. Rychart nearly averaged a double-double the week of Nov. 26, producing 20.0 points and 9.5 rebounds while shooting 59.3 percent from the floor. The senior co-captain opened the week with

IN THE PAINT ON FOX SPORTS NET

"In the Paint" with Dan Monson will be seen on Fox Sports North this season. The program will air 15 times during the 2001-02 season. Starting on December 10, fans can catch a half-hour show dedicated to the Golden Gopher basketball program hosted by Mike Max.

Monday, Dec. 10 — 5 p.m.
Wednesday, Dec. 12 — 2 p.m. (replay)
Monday, Dec. 17 — 7 p.m.
Wednesday, Dec. 19 — 2 p.m. (replay)
Monday, Dec. 24 — 7 p.m.
Wednesday, Dec. 26 — 2 p.m. (replay)
Wednesday, Jan. 2 — 6:30 p.m.
Monday, Jan. 7 — 5 p.m.
Monday, Jan. 14 — 7 p.m.
Monday, Jan. 21 — 7 p.m.
Monday, Jan. 28 — 7 p.m.
Monday, Feb. 4 — 7 p.m.
Monday, Feb. 11 — 7 p.m.
Monday, Feb. 18 — 7 p.m.
Monday, Feb. 25 — 5 p.m.
Monday, Mar. 4 — 5 p.m.
Monday, Mar. 11 — 5 p.m.
Monday, Mar. 18 — 5 p.m.

GOLDEN GOPHER RADIO NETWORK

Since the 1930s, WCCO Radio has been the home of Golden Gopher basketball. A new deal, signed this past summer, assures the Maroon and Gold at least five more years on the "Good Neighbor". Dave Lee will call his first season of Gopher hoops in 2001-02 and be joined by former Gopher Kevin Lynch, who will serve as the analyst all season on WCCO AM 830. Fans of Golden Gopher basketball outside the Twin Cities can catch all the action on the following stations in their area:

Albert Lea, KATE AM 1450
Austin, KAUS AM 1480
Detroit Lakes, KDLM AM 1340
Duluth, KDAL AM 610
 Fargo, N.D., KFGO AM 790
Grand Rapids, KOZY AM 1320
Marshall, KMHL AM 1400
Owatonna, KRFO AM 1390
Rochester, KROC AM 1340
Windom, KDOM AM 1580
Windom, KDOM FM 94.3
Winona, KWNO AM 1230

GOLDEN GOPHERS ON THE WEB

All Golden Gopher games can be heard on the world wide web at www.gophersports.com. If you are outside the WCCO Radio broadcast range, go to gophersports.com and catch all the action. Also available at gophersports.com for home games are live stats. Follow the game as it happens courtesy of Minnesota Men's Athletics, Yahoo and gophersports.com.

his first double-double of the season, and 15th of his career, with 22 points and 13 boards in a narrow loss at Wake Forest in the ACC/Big Ten Challenge. Rychart followed that performance by recording 18 points, on 8-of-12 shooting, and six rebounds in just 23 minutes in a win over Texas-Pan American. It was the third player of the week honor for Rychart in his career.

BURLESON HAS BIG WEEK

During the week of Jan. 7, Kevin Burleson found his scoring touch for the first time this season from his point guard position. At Purdue on Jan. 12, Burleson scored a career-high 24 points, on 7-of-13 shooting, and dished out five assists. Earlier in the week against Michigan (1/9), Burleson scored a then season-high 19 points (16 in the second half) to go along with his four assists to lead the Gophers to a victory.

THE PLASTIC MAN GETS HIS CHANCE

After coming off the bench for 16 of the first 17 games, junior center Jerry Holman has made the most of his chance to start in the past three games. With his wide reach and versatile athletic ability, Holman has raised havoc on both ends of the floor. Holman's third start against Penn State (1/30) provided more dividends. Holman scored 14 points, grabbed a game-high eight rebounds and blocked three shots in 25 minutes. Holman started the second game of his career vs. Ohio State on Jan. 26 and responded with 12 points, four rebounds and three blocks in 28 minutes. The Gophers are 8-1 when the junior scores in double figures.

Holman leads the Big Ten in field goal percentage in league games at .623 (38-61) and is fifth overall with a .555 field goal percentage (76-137). He is averaging 8.9 points in just 21.0 minutes per game. Defensively, Holman is fourth in league games averaging 1.33 blocks per game and sixth overall (1.30 bpg). Against UNC-Wilmington, Holman recorded a career-high four blocks.

Earlier in the season, coming off the bench, he scored 12 points, grabbed three boards, dished out three assists and had three blocks in a career high 30 minutes vs. Michigan (1/9). At Illinois (1/2), Holman scored 10 points in 23 minutes and followed that with a team-leading 16 points in 23 minutes vs. Michigan State (1/5). His one-handed tomahawk dunk with :43 left was the clincher for the Gophers against the Spartans. Holman has 24 dunks this season.

THE LIFE AND TIMES OF MICHAEL BAUER

Redshirt sophomore forward Michael Bauer has scored in double figures in 13-of-20 games this season. He is averaging 11.1 points per game. At Michigan on Jan. 19, Bauer led the team with 17 points on 7-of-15 shooting in 33 minutes.

He was forced to sit out his true freshman year when an ankle injury he suffered in the preseason did not heal properly. He broke his arm at Purdue last season and sat out the final 12 games. Before his arm injury last season, Bauer was third on the team in scoring, averaging 11.4 points per game

MINNY-NOTES

- Minnesota's 12 blocks against UNC-Wilmington was a season-high and tied for the third-best total in school history. The block total is the most since blocking 12 at Arizona State on Nov. 27, 1991.
- Minnesota's 47-point win over Maryland-Eastern Shore was the third-largest margin of victory in school history, and the largest since the Golden Gophers defeated South Dakota State, 78-25 (12/3/45) (including vacated games, it is the sixth-largest.)
- The 95 points against Maryland-Eastern Shore is the most Minnesota has scored since defeating TCU, 107-99, on Nov. 25, 2000. It is also the second-best point total by Minnesota under Dan Monson.
- Maryland-Eastern Shore's 31.6 percent field goal percentage is lowest by a Minnesota opponent in the Monson era.
- Minnesota is 3-0 in Big Ten home openers under Dan Monson.
- Minnesota shot 69.4 percent from the field (34-49) against Michigan (1/9), the third-best percentage in school history. It was the best performance since shooting 71.1% at Indiana on Feb. 11, 1984.
- Minnesota shot 61.5 percent from three-point range (8-13) vs. the Wolverines (1/9), also the third-best percentage in school history.
- Minnesota's 81.8 field goal percentage (18-22) in the second half vs. Michigan (1/9) was the fourth-best percentage in a half and the best since shooting .833 at Indiana on Feb. 11, 1984.
- Minnesota won for the first time at Purdue (1/12) since 1997 and for only the second time since 1982.
- Minnesota's 89 points vs. Ohio State (1/26) was the most allowed by Ohio State this season. The previous high was just 71 by Purdue on Jan. 2.
- Minnesota's 24-point win vs. Penn State (1/30) is the largest Big Ten win of the season and is the largest margin of victory in a Big Ten game under Monson. The 94 points was the most in a Big Ten game under Monson.
- Minnesota has won three games against ranked opponents (#17 Michigan State (1/5), #20 Ohio State (1/26) and #25 Indiana (2/2) and are 3-1 on the season against ranked foes.
- The last time Minnesota won three straight games over ranked opponents was during the 1996-97 season when the Golden Gophers won eight in a row over ranked foes.
- Minnesota turned the ball over a season-low eight times vs. Indiana (2/2).
- Minnesota's 88 points is the most allowed by Indiana this season.

(12.0 in Big Ten games) and second on the team in rebounding at 4.8 rebounds per game. He also led the team in blocks (30) and three-point shooting with a .432 shooting percentage from behind the arc.

BURLESON LEARNS THE GIFT OF GIVING

After playing his first two seasons at the 2-guard, junior Kevin Burleson has adjusted to the point guard role very quickly and very well. At Illinois, Burleson recorded his 200th career assist. Burleson stands in eighth place on the all-time assists list with 240. Osborne Lockhart stands in seventh place with 268 career assists. Burleson leads the conference overall with 106 assists and second in conference games with 44 assists. Burleson leads the Big Ten in all games with a 2.72 assist to turnover ratio (106 asst. vs. 39 TOs).

Against UNC-Asheville, Burleson had a career-high 11 assists (previous high was seven). It was the most assists by a Gopher since J.B. Bickerstaff had 10 on Nov. 24, 2000 at Hawaii-Pacific. He is the first to record more than 10 assists since Arriel McDonald dished 13 assists against Iowa on March 5, 1994 (game went to triple overtime). Burleson's 11 assists ranks in a tie for the sixth-best game total in school history. Burleson recorded nine assists vs. Ohio State on Jan. 26 and eight helpers vs. Eastern Washington on Nov. 24, vs. Maryland-Eastern Shore on Dec. 13, and at Michigan on Jan. 19.

THE GLUE GUY - TRAVARUS BENNETT

Every successful team needs a player that brings it all together, a player that does all the little things. Senior guard/forward Travarus Bennett is the Gophers "glue guy." Versus Ohio State on Jan. 26, Bennett was perfect from the field (6-6) and from the free-throw line (6-6) to score a career-high 21 points. He also led the team with seven boards to go along with two assists, two steals and a block.

Against Texas Tech, Bennett recorded his first double-double of the season with 15 points and 10 rebounds. It was his second double-double of his career (at Northwestern (2/6/01).

One of the best defenders in the conference, Bennett leads the Big Ten in all games with an average of 2.20 steals per game and in conference games with 2.33 steals per game. He has recorded four steals in a game six times this season, the last being vs. Indiana on Feb. 2.

'T' is averaging 8.7 points per game. Bennett is fifth in all games in three-point FG pct. with a .457 mark. He notched a then career-high 19 points vs. UT-Pan American shooting 5-of-8 from the field and 3-of-4 from three point range.

THREE TRANSFERS COME HOME

The Golden Gophers welcomed three transfers over the summer who are not eligible to play this season due to NCAA transfer rules. Ben Johnson, Brent Lawson and Matt Smriga, all native Minnesotans, will be eligible to play at the beginning of the 2002-03 season. Until then, they will be members of the Golden Gopher scout team during practice.

Johnson, from Minneapolis, Minn., and DeLaSalle High School, transferred from Northwestern where he was a two-year letterwinner and the leading scorer for the Wildcats as a freshman. Lawson, from Maple Grove, Minn., transferred from St. Francis (PA) where he started 21 games as a freshman and was sixth on the team with a 5.3 ppg average. Smriga, from Apple Valley, Minn., played in 17

games as a freshman at Kent State.

THE STORY OF TWO NUMBERS

Freshman forward Rick Rickert will wear two different numbers this season depending on the color of his jersey. Gold jersey (home) #1. Maroon jersey (road) #4. Why? His first choice for a number was #14. Sorry, Lou Hudson was #14 and that jersey is retired. His second choice? #44. Well, Kevin McHale wore #44 and that's also in the Williams Arena rafters. So, Rickert gets the best of both worlds.

THE THREE CAPTAINS

The Golden Gophers voted on and named three captains for the 2001-02 squad. They are senior forward Dusty Rychart, junior guard Kevin Burleson and sophomore forward Michael Bauer. It is the first such honor for these players.

SCHILLING TRANSFERS

Junior guard Shane Schilling decided to transfer from the University of Minnesota, it was announced on October 29. Schilling was suspended indefinitely by Coach Monson on Oct. 27 for violation of team rules. Schilling started 31 games in 2000-01 and averaged 8.4 points per game.

BARN MAGIC

The Golden Gophers hold one of the best home-court advantages in college basketball. The U of M holds a 620-241 (.720) record in their beloved Williams Arena. Under Monson, the Gophers have posted a 33-11 record at home.

Nicknamed "the Barn", Williams Arena was named the sixth-best college basketball arena in the country by CBS Sportsline in 2001. As noted in the *Street & Smith's Sports Business Journal*, Williams Arena is tied for the fifth-oldest Division I Basketball Arenas.

Oldest Division I Basketball Arenas

1. Fordham University, Rose Hill Gymnasium
Opened - 1925 (cap. 3,470)
2. Harvard University, Ray Laviertes Pavilion
Opened - 1926 (cap. 2,195)
2. University of Oregon, McArthur Court
Opened - 1926 (cap. 9,738)
4. University of Pennsylvania, The Palestra
Opened - 1927 (cap. 8,700)
5. **University of Minnesota, Williams Arena**
Opened - 1928 (cap. 14,625)
5. Butler University, Hinkle Fieldhouse
Opened - 1928 (cap. 11,043)

THE GOPHERS ON TV

Nineteen Golden Gopher basketball games will be seen on television this season. Along with three national broadcasts on ESPN and ESPN2, Golden Gopher basketball can be seen locally on KSTC-TV Ch. 45 in conjunction with Victory Sports Network. Eleven games, starting with the Dec. 30 game at Texas Tech, will be broadcast on Ch. 45. Five Saturday Big Ten games will be produced by ESPN Regional and carried locally on either KSTP-Ch. 5 or KSTC-Ch. 45. Please refer to the schedule on the first page for television information.

CAREER RECORDS

SCORING

Name	Points
1. Mychal Thompson (1975-78)	1,992
2. Willie Burton (1987-90)	1,800
3. Randy Breuer (1980-83)	1,777
4. Sam Jacobson (1995-98)	1,709
5. Kevin McHale (1977-80)	1,704
6. Quincy Lewis (1995-99)	1,614
7. Tommy Davis (1982-85)	1,481
8. Trent Tucker (1979-82)	1,445
9. Chuck Mencil (1952-55)	1,391
10. Marc Wilson (1983-86)	1,386
11. Kevin Lynch (1988-91)	1,355
12. Tom Kondla (1966-68)	1,350
13. Ron Johnson (1958-60)	1,335
14. Lou Hudson (1964-66)	1,329
15. Arriel McDonald (1991-94)	1,273
16. Melvin Newbern (1988-90)	1,224
17. Jim McIntyre (1946-49)	1,223
18. Archie Clark (1964-66)	1,199
19. Randy Carter (1991-94)	1,186
20. Darryl Mitchell (1979-82)	1,182
21. Dusty Rychart (1998-	1,131
21. Osborne Lockhart (1974-78)	1,106
23. Voshon Lenard (1991-94)	1,097
24. George Kline (1954-58)	1,096
25. Eric Magdanz (1960-63)	1,083
26. Mark Hall (1978-82)	1,072
John Shasky (1982-86)	1,072
28. Eric Hill (1968-71)	1,057
29. Jim Brewer (1970-73)	1,009
30. Dick Garmaker (1953-55)	1,008
31. Larry Mikán (1967-70)	1,007

THREE-POINT FIELD GOALS

Name	3-FG
1. Sam Jacobson (1995-98)	173
2. Voshon Lenard (1991-94)	137
3. Quincy Lewis (1995-99)	127
4. Kevin Lynch (1988-91)	117
5. Terrance Simmons (1998-2001)	108
6. Kevin Burleson (1999-	103
7. Arriel McDonald (1991-94)	100
8. Townsend Orr (1992-94)	96
9. Willie Burton (1987-90)	82
10. Michael Bauer (1999-	69

ASSISTS

Name	Asst
1. Arriel McDonald (1991-94)	547
2. Marc Wilson (1983-86)	375
3. Melvin Newbern (1988-90)	369
4. Kevin Lynch (1988-90)	301
5. Ray Williams (1976-77)	296
6. Flip Saunders (1974-77)	295
7. Osborne Lockhart (1975-78)	268
8. Kevin Burleson (1999-	240
9. Walter Bond (1988-91)	235
10. Trent Tucker (1979-82)	219

HAGEN RECEIVES SCHOLARSHIP

Dan Monson announced Monday, Jan. 14 that Jeff Hagen will receive a basketball scholarship from the University of Minnesota. Hagen's aid will begin with the second semester this school year.

Hagen, a sophomore center from Minnetonka, Minn., is redshirting this season. As a freshman, he averaged 1.9 points and 1.2 rebounds per game.

RECORD WHEN...

Home	12-1
Away	1-6
Nonconference	7-4
Conference	6-3
Leading at half	9-4
Trailing at half	4-2
Tied at half	0-1

Leading with 5:00 left	13-2
Trailing with 5:00 left	0-5
Tied with 5:00 left	0-0

Shooting 50% or better from the field	8-0
Shooting less than 50% from the field	5-7
Opp. shoot 50% or better from the field	1-0
Opp. shoot less than 50% from the field	12-7

Make more 3s than opponent	3-3
Opponent makes more 3s	9-3
3s are equal	1-1
More FT attempts than opponent	7-1
Opponent had more FT attempts	5-5
FT attempts are equal	1-1

Outrebound opponent	9-3
Outrebounded by opponent	4-4

Fewer turnovers than opponent	10-2
More turnovers than opponent	1-4
Turnovers are equal	2-1

Bench outscores opponent's bench	7-4
Opponent's bench outscores MN bench	6-2
Bench points are equal	0-1

Score 70 points or more	13-2
Score less than 70 points	0-5
Hold opponent for less than 70 points	5-1
Opponent scores 70 points or more	8-6

Games decided by 1-5 points	2-1
Games decided by 6-10 points	2-3
Games decided by 11-15 points	1-0
Games decided by more than 15 points	8-3

November	3-1
December	4-3
January	5-3
February	1-0
March	0-0

Holman scores in double figures	8-1
On ESPN or ESPN2	1-1
On ESPN Regional	6-3

Miscellaneous Stats

Current streak	Won 3
Homecourt streak	Won 8
Neutral streak	Lost 1
Road streak	Lost 2

2001-02 STARTING LINEUPS

Games	Forward	Forward	Center	Guard	Guard	Record
1-2	Rychart	Bauer	Rickert	Fleming	Burleson	2-0
3-10, 12-17	Rychart	Bauer	Rickert	Bennett	Burleson	8-6
11	Rychart	Rickert	Holman	Bennett	Burleson	0-1
18-20	Rychart	Rickert	Holman	Bennett	Fleming	3-0

MISCELLANEOUS STATISTICS

ATTENDANCE	G	Total	Average
Home	13	167,962	12,920
Away	7	87,571	12,510
Total	20	255,533	12,777

DUNK-O-METER

Jerry Holman	24
Michael Bauer	7
Rick Rickert	6
Maurice Hargrow	4
Kevin Burleson	2
Dusty Rychart	1

DOUBLE-DOUBLES

Dusty Rychart	4
Rick Rickert	1
Travarus Bennett	1

DOUBLE-FIGURE SCORING

Dusty Rychart	16
Michael Bauer	13
Rick Rickert	13
Jerry Holman	9
Travarus Bennett	7
Kevin Burleson	4
Kerwin Fleming	2
Maurice Hargrow	1
Steve Esselink	1

20-POINT GAMES

Rick Rickert	4
Dusty Rychart	2
Kevin Burleson	1
Travarus Bennett	1

DOUBLE-FIGURE REBOUNDS

Dusty Rychart	4
Rick Rickert	1
Travarus Bennett	1

DOUBLE-FIGURE ASSISTS

Kevin Burleson	1
----------------	---

GAMES MISSED DUE TO INJURY/ILLNESS

Maurice Hargrow	2
Kerwin Fleming	1

FOULED OUT

Rick Rickert	2
Kevin Burleson	2
Kerwin Fleming	2
Jerry Holman	1
Michael Bauer	1

2001-02 GOLDEN GOPHER ROSTER

NO.	NAME	POS	HT	WT	YR	PPG	RPG	NOTE
1/4	Rick Rickert	F	6-10	202	Fr.	14.2	5.2	Big Ten Player of the Week
3	Aaron Robinson	G	5-9	160	Fr.	0.7	0.6	had 2 rebounds vs. PSU
5	Wade Hokenson	G	5-9	160	So.	0.0	0.4	walk-on; has played in four games
11	Maurice Hargrow	G	6-4	175	Fr.	4.5	1.4	Big Ten high 9 points vs. Indiana
12	Kevin Burleson**	G	6-3	190	Jr.	6.9	2.1	leads Big Ten in assists at 5.30 apg
15	Kerwin Fleming*	G	6-3	180	Sr.	7.1	2.3	hit double figures with 12 pts. vs. Ind.
21	Travarus Bennett*	F	6-7	205	Sr.	8.7	4.9	Big Ten Co-Player of the Week, last week
24	Tyree Bolden	F	6-5	190	So.	0.4	0.7	walk-on; scored first career fg vs. PSU
30	Justin Lorang	G/F	6-5	190	Sr.	1.9	0.4	walk-on; five points vs. PSU
31	Steve Esselink	F	6-6	191	So.	2.5	1.0	4 points in 11 minutes vs. PSU
35	Randy Chall	F	6-5	215	So.	0.1	0.4	walk-on; scored first career point vs. EWU
40	Jerry Holman	F/C	6-10	218	Jr.	8.9	3.9	leads Big Ten in conf. games with .623 fg%
41	Michael Bauer*	F	6-8	205	So.	11.1	3.9	10th on career 3-pointers list
42	Jeff Hagen*	C	6-11	250	So.	na	na	redshirting the 2001-02 season
45	Dusty Rychart***	F	6-7	210	Sr.	13.4	7.0	18 career double-doubles

* Number of letters earned

#41 MICHAEL BAUER

Forward • So. • 6-8 • 205 • Hastings, Minn. • Hastings HS

Last Two Games: Had 11 points in 14 minutes and was 3-of-4 from beyond the arc vs. Indiana (2/2) • came off the bench for the second straight game and scored 12 points on 5-of-8 shooting and dished out three assists vs. Penn State (1/30).

Notable: One of three team captains • led team with 17 points at Michigan (1/19) • scored 15 points, grabbed seven rebounds and blocked two shots vs. Michigan (1/9) • had 12 points, three assists, three rebounds and four blocks in season-high 33 minutes vs. Michigan State (1/5) • led team with 16 points at Illinois (1/2) • came off the bench for the first time at Texas Tech due to an ankle injury, scored six points and grabbed six boards • had 15 points, four rebounds, three assists, three blocks and a steal vs. Nebraska • had 15 points, on 5-of-8 shooting, three assists and a career-high three steals in 19 minutes vs. Maryland-Eastern Shore • had 13 points, four rebounds and two blocks vs. UT-Pan American • scored 11 points and grabbed five rebounds at Wake Forest • led the team for the third straight game in scoring with 17 points against Eastern Washington • was 6-of-9 from the floor, 2-of-4 from three-point range • led the team for the second straight game with 19 points against UNC-Asheville • led team with 18 points and grabbed eight boards vs. Mercer • was 8-of-12 from the floor and 2-of-3 from three-point range • last season, suffered a season-ending injury (broken forearm) after scoring 12 points and grabbing eight rebounds in loss to Purdue (1/27/01).

Milestones: Ranks 10th in career three-point field goals with 69 • scored his 400th career point vs. Michigan State on Jan. 5 • set school season record for three-point field goal percentage with a .415 mark (34-82) in 2001 • has scored in double figures 28 times in his career • has recorded double-digit rebounds in two games during his career.

CAREER HIGHS

Minutes: 35 vs. Georgia (11/19/00)
Points: 21 vs. Georgia (11/19/00)
Rebounds: 12 vs. Morris Brown (12/4/00)
Assists: 4 - two times; last vs. Nebraska (12/28/00)
Steals: 3 vs. Maryland-Eastern Shore (12/13/01)
Blocks: 4 - three times; last vs. MSU (1/5/02)

SEASON HIGHS

Minutes: 33 - two times; last at Wisconsin (1/16/02)
Points: 19 vs. UNC-Asheville (11/21/01)
Rebounds: 8 vs. Mercer (11/17/01)
Assists: 3 - six times; last vs. Penn State (1/30/02)
Steals: 3 vs. Maryland-Eastern Shore (12/13/01)
Blocks: 4 vs. Michigan State (1/5/02)

2001-02 Game-by-Game

Opponent (Date)	Start	Min.	Fg-Fa	3g-3a	Ptm-Pta	O-D/T	Pf.Asst.	To. Blk.	Stl.	Pts.
Mercer (11/17)	Y	25	7-16	3-8	1-3	4-4/8	2 1 1 1 1	1 18		
UNC-Asheville (11/21)	Y	26	8-12	2-3	1-1	1-1/2	2 3 0 1 0	19		
E. Washington (11/24)	Y	24	6-9	2-4	3-4	0-2/2	1 0 2 1 1	17		
at Wake Forest (11/27)	Y	26	4-14	3-9	0-0	2-3/5	3 0 2 0 0	11		
UT-Pan American (12/1)	Y	29	3-6	1-3	6-6	1-3/4	2 1 1 2 0	13		
UNC-Wilmington (12/4)	Y	31	0-7	0-2	3-4	3-5/5	2 1 2 2 0	3		
at Georgia (12/7)	Y	22	1-7	0-5	0-0	2-2/4	1 1 2 2 1	2		
Oregon (12/10)	Y	24	1-7	0-3	0-0	3-4/7	2 0 0 1 0	2		
Maryland-ES (12/13)	Y	19	5-8	2-3	3-5	0-2/2	4 3 1 1 3	15		
Nebraska (12/22)	Y	25	5-10	3-8	2-2	0-4/4	2 3 1 3 1	15		
at Texas Tech (12/30)	N	21	2-5	0-3	2-2	1-5/6	5 0 2 0 0	6		
at Illinois (1/2)	Y	29	6-13	1-3	3-4	1-3/4	3 1 3 1 2	16		
Michigan State (1/5)	Y	33	4-9	3-6	1-3	1-2/3	2 3 1 4 0	12		
Michigan (1/9)	Y	27	6-8	2-2	1-2	1-6/7	0 2 3 2 0	15		
at Purdue (1/12)	Y	22	2-4	0-1	0-0	1-2/3	1 3 2 0 1	4		
at Wisconsin (1/16)	Y	33	3-6	1-3	0-0	2-5/7	3 1 4 2 1	7		
at Michigan (1/19)	Y	30	7-15	3-7	0-0	1-1/2	2 2 3 0 0	17		
Ohio State (1/26)	N	16	2-7	1-4	1-2	0-0/0	1 0 1 0 0	6		
Penn State (1/30)	N	19	5-8	0-2	2-2	0-2/2	1 3 2 0 1	12		
Indiana (2/2)	N	14	4-6	3-4	0-0	0-0/0	3 2 1 1 0	11		

1999-2000 Game-by-Game

Opponent (Date)	Start	Min.	Fg-Fa	3g-3a	Ptm-Pta	O-D/T	Pf.Asst.	To. Blk.	Stl.	Pts.
at Oregon (12/18)	N	11	2-2	1-1	0-0	1-3/4	1 0 0 0 0	1 5		
Furman (12/23)	N	12	0-4	0-0	0-4	2-2/4	1 0 1 0 1	0		
at Georgia (12/28)	N	12	4-5	3-4	2-2	0-6/6	0 0 1 1 1	13		
at Nebraska (12/31)	N	9	1-2	0-0	0-0	0-2/2	3 1 1 1 0	2		
Michigan (1/5)	N	10	3-4	1-1	0-0	1-1/2	2 1 0 0 1	2		
Totals		0/5	54	10-17	5-6	2-6	4-14/18	7 2 3 2 4	27	

2000-01 Game-by-Game

Opponent (Date)	Start	Min.	Fg-Fa	3g-3a	Ptm-Pta	O-D/T	Pf.Asst.	To. Blk.	Stl.	Pts.
UNCG (11/17)	Y	33	2-6	1-2	2-2	3-3/6	2 2 2 1 0	7		
Georgia (11/19)	Y	35	6-12	2-5	7-8	1-2/3	4 2 0 1 0	21		
vs. Hawaii Pac (11/24)	Y	26	1-6	0-1	3-4	2-4/6	2 0 1 1 0	5		
vs. TCU (11/25)	N	13	0-4	0-1	0-0	0-0/0	0 0 2 1 0	0		
vs. Georgetown (11/26)	N	21	6-13	3-6	2-3	1-2/3	5 0 0 1 0	17		
at Florida State (11/29)	N	20	3-6	2-2	0-0	1-0/1	4 1 1 1 2	8		
Morris Brown (12/4)	Y	31	5-12	1-2	0-0	4-8/12	1 1 0 3 0	11		
at Marquette (12/7)	N	28	6-14	2-8	0-0	3-7/10	4 4 2 1 2	14		
Bethune Cook (12/9)	Y	28	5-11	1-3	7-8	1-5/6	2 2 0 1 0	18		
La Tech (12/12)	N	18	4-6	1-3	1-1	0-2/2	2 2 2 2 2	10		
Dartmouth (12/22)	Y	27	2-7	1-2	2-3	2-3/5	2 1 3 2 1	7		
Nebraska (12/28)	N	34	5-13	1-6	3-5	3-5/8	3 4 0 4 0	14		
Centenary (12/30)	Y	21	4-7	2-4	2-5	2-1/3	0 0 0 4 2	12		
at Illinois (1/3)	Y	24	4-7	2-4	0-0	0-1/1	2 2 2 1 2	10		
Wisconsin (1/6)	Y	27	4-7	3-5	0-0	2-6/8	4 3 5 0 1	11		
at Ohio State (1/13)	Y	32	4-10	3-7	4-4	0-3/3	2 1 0 1 1	15		
Purdue (1/17)	Y	28	4-11	2-7	2-4	1-5/6	1 2 1 1 0	12		
Indiana (1/20)	N	33	7-12	5-8	0-0	0-1/1	4 0 2 3 2	19		
Iowa (1/24)	Y	28	2-8	0-2	1-3	1-2/3	2 0 1 1 0	5		
at Purdue (1/27)	Y	20	5-11	2-4	0-0	3-5/8	1 2 1 0 2	12		
Totals		13/20	527	79-183	34-82	36-50	30-65/95	47 29 25 30 17	228	

#2 I TRAVARUS BENNETT

Forward • Sr. • 6-7 • 205 • Rosedale, Miss. • SW Missouri St.-West Plains/West Bolivar HS

Last Two Games: Had four points, eight rebounds, two assists, three blocks and four steals in a season-high 34 minutes vs. Indiana (2/2) • had four points, four rebounds and two assists vs. Penn State (1/30).
Notable: Scored a career-high 21 points on 6-of-6 from the field and 6-of-6 from the line, grabbed seven boards and had two assists, two steals and a block vs. Ohio State (1/26) • named Big Ten Co-Player of the Week on Jan. 28 for his perfect game against OSU (1/26) • had four points, four rebounds and tied a season-high with four steals at Michigan (1/19) • had seven points and four steals vs. Michigan State (1/5) • recorded his first double-double of the season with 15 points and 10 rebounds at Texas Tech in 33 minutes • scored eight points and tied a season high with four steals vs. Nebraska • scored 16 points on 4-of-4 shooting, 3-of-3 from beyond the arc vs. Maryland-Eastern Shore • had 11 points, five rebounds and two steals vs. Oregon • scored a career-high 19 points vs. UT-Pan American • was 5-of-8 from the field, 3-of-4 on three-pointers and 6-of-6 from the line • also had three blocks • scored 12 points and grabbed a season-high seven rebounds in 30 minutes at Wake Forest • started for the first time this season vs. Eastern Washington and scored seven points • had four steals and two blocks vs. EWU • scored 11 points on 5-of-7 shooting in 18 minutes vs. UNC-Asheville • also had five rebounds and four steals against the Bulldogs • saw his first action of the season against Mercer, playing 15 minutes, had four assists and three steals and one point.

Milestones: Has scored in double figures in 11 career games • has recorded three games of double-digit rebounds.

CAREER HIGHS

Minutes: 35 vs. Tulsa (3/19/01)
Points: 21 vs. Ohio State (1/26/02)
Rebounds: 12 - two times; last vs. Tulsa (3/19/01)
Assists: 4 vs. Mercer (11/17/01)
Steals: 6 vs. Tulsa (3/19/01)
Blocks: 3 - two times; last vs. UT-Pan Am. (12/1/01)

SEASON HIGHS

Minutes: 34 vs. Indiana (2/2/02)
Points: 21 vs. Ohio State (1/26/02)
Rebounds: 10 at Texas Tech (12/30/01)
Assists: 4 vs. Mercer (11/17/01)
Steals: 4 - six times; last vs. Indiana (2/2/02)
Blocks: 3 vs. UT-Pan American (12/1/01)

2001-02 Game-by-Game

Opponent (Date)	Start	Min.	Fg-Fa	3g-3a	Ftm-Pta	O-D/T	Pf.Asst.	To.	Blk.	Stl.	Pts.
Mercer (11/17)	N	15	0-3	0-1	1-2	1-0/1	1 4	1	0	3	1
UNC-Asheville (11/21)	N	18	5-7	0-0	1-2	3-2/5	1 1	1	0	4	11
E. Washington (11/24)	Y	24	3-10	1-6	0-0	1-2/3	1 1	0	2	4	7
at Wake Forest (11/27)	Y	30	4-9	1-3	3-3	4-3/7	3 0	1	0	1	12
UT-Pan American (12/1)	Y	30	5-8	3-4	6-6	3-1/4	3 0	2	3	1	19
UNC-Wilmington (12/4)	Y	18	0-1	0-0	0-0	0-0/0	4 0	1	1	0	0
at Georgia (12/7)	Y	28	3-7	1-4	1-2	3-3/6	1 2	3	1	1	8
Oregon (12/10)	Y	30	3-6	1-3	4-6	4-1/5	2 0	0	0	2	11
Maryland-ES (12/13)	Y	23	4-4	3-3	5-6	2-0/2	1 2	1	0	2	16
Nebraska (12/22)	Y	28	1-2	1-1	5-7	2-3/5	2 1	0	0	4	8
at Texas Tech (12/30)	Y	33	6-14	3-7	0-2	6-4/10	3 3	0	0	1	15
at Illinois (1/2)	Y	28	2-6	0-1	2-3	2-5/7	1 3	2	1	0	6
Michigan State (1/5)	Y	30	1-4	0-1	5-7	1-2/3	4 1	1	0	4	7
Michigan (1/9)	Y	26	1-1	1-1	2-2	0-3/3	3 3	3	0	3	5
at Purdue (1/12)	Y	24	2-4	1-1	2-2	2-4/6	4 2	1	0	2	7
at Wisconsin (1/16)	Y	32	2-4	0-1	5-6	2-6/8	4 3	1	1	1	9
at Michigan (1/19)	Y	26	1-2	1-1	0-0	2-2/4	4 1	1	0	4	4
Ohio State (1/26)	Y	29	6-6	3-3	6-6	1-6/7	3 2	0	1	2	21
Penn State (1/30)	Y	20	2-5	0-2	0-0	2-2/4	2 2	0	0	1	4
Indiana (2/2)	Y	34	1-3	1-3	1-2	0-8/8	2 2	0	3	4	4

2000-01 Game-by-Game

Opponent (Date)	Start	Min.	Fg-Fa	3g-3a	Ftm-Pta	O-D/T	Pf.Asst.	To.	Blk.	Stl.	Pts.
UNCG (11/17)	N	15	3-5	2-2	0-0	1-3/4	0 3	0	0	0	8
Georgia (11/19)	N	11	1-1	1-1	0-0	0-1/1	3 1	1	0	0	3
vs. Hawaii Pac (11/24)	N	9	1-2	1-1	0-0	2-2/4	2 0	3	0	1	3
vs. TCU (11/25)	N	11	0-1	0-1	1-2	0-3/3	2 3	0	1	0	1
vs. Georgetown (11/26)	N	13	2-4	1-2	4-6	2-4/6	1 0	0	0	0	9
at Florida State (11/29)	N	14	5-6	2-3	0-0	0-3/3	1 0	1	0	0	12
Morris Brown (12/4)	N	14	1-4	0-1	0-1	1-0/1	2 1	0	1	0	2
at Marquette (12/7)	N	16	2-4	1-3	0-0	2-0/2	1 0	0	0	1	5
Bethune Cook (12/9)	N	12	1-1	0-0	0-0	0-1/1	2 1	1	1	0	2
La Tech (12/12)	N	11	0-4	0-2	0-0	1-0/1	3 1	1	1	1	0
Dartmouth (12/22)	N	21	0-1	0-1	0-1	0-2/2	2 0	0	0	3	0
Nebraska (12/28)	N	14	0-4	0-4	0-0	0-2/2	2 0	0	0	3	0
Centenary (12/30)	N	19	1-3	1-2	0-0	2-6/8	2 3	0	2	1	3
at Illinois (1/3)	N	16	1-1	0-0	0-0	1-3/4	3 2	2	1	0	2
Wisconsin (1/6)	N	10	0-1	0-0	0-0	1-0/1	1 0	0	0	0	0
at Ohio State (1/13)	N	15	0-2	0-1	0-0	3-2/5	0 0	2	0	1	0
Purdue (1/17)	N	12	0-0	0-0	0-0	0-3/3	2 0	0	0	0	0
Indiana (1/20)	N	19	0-3	0-2	2-2	0-1/1	1 2	1	0	2	2
Iowa (1/24)	N	19	3-4	1-2	0-0	0-2/2	4 0	1	0	4	7
at Purdue (1/27)	N	20	1-6	0-1	0-0	0-1/1	3 0	0	1	0	2
at Iowa (1/31)	N	21	0-6	0-3	0-0	0-5/5	1 1	2	0	0	0
Ohio State (2/3)	N	18	1-3	0-1	2-2	2-1/3	2 1	0	0	3	4
at Northwestern (2/6)	N	31	7-11	0-1	2-4	6-5/11	2 2	0	1	2	16
Michigan State (2/10)											
Did Not Play											
Penn State (2/14)	N	22	3-6	1-1	0-0	3-5/8	0 0	1	1	1	7
at Michigan (2/17)	Y	25	6-8	4-4	2-2	3-3/6	5 0	2	0	1	18
at Wisconsin (2/21)	Y	33	2-4	0-2	0-0	0-5/5	3 2	0	0	0	4
at Indiana (2/28)	Y	30	2-4	2-4	2-2	3-2/5	4 1	0	1	0	8
Illinois (3/4)	Y	33	4-7	1-3	0-0	2-5/7	1 1	0	1	2	9
Purdue (3/8)	Y	23	0-4	0-1	0-0	0-2/2	5 0	1	0	2	0
Villanova (3/14)	Y	34	3-9	1-3	4-6	2-10/12	3 0	0	0	1	11
Tulsa (3/19)	Y	35	1-8	0-2	1-2	6-6/12	2 3	2	3	6	3
Totals		7/31	596	51-127	19-54	20-29 43-88/131	65	28	21	16	35 141

#3 | STEVE ESSELINK

Forward • So. • 6-6 • 191 • Hills, Minn. • Augustana/Hills-Beaver Creek HS

Last Two Games: Did not play vs. Indiana (2/2) • scored four points and dished out three assists vs. Penn State (1/30) in 11 minutes.

Notable: Hit a big three-pointer in second half at Purdue (1/12), also had two boards and a steal • scored five points in his first Big Ten game at Illinois (1/2) • had seven points and four assists at Texas Tech in a career-high 21 minutes • scored a career-high 12 points on 5-of-5 shooting, 2-of-2 from beyond the arc vs. Maryland-Eastern Shore • played nine minutes and had three assists vs. Oregon • scored five points in a career-high 14 minutes at Georgia • had five points, three rebounds and two assists vs. Eastern Washington • scored two points (his first as a Golden Gopher) and had three steals against UNC-Asheville • played 13 minutes vs. Mercer, was 0-3 from the field, grabbed three rebounds and added two assists • started both exhibitions • scored eight points on 4-of-8 shooting against UMD • scored six points against the Globetrotters • sat out the 2000-01 season due to NCAA transfer rules • transferred from Augustana College • averaged 6.2 points and 1.6 rebounds per game at Augustana • played in 29 games with three starts, averaging just more than 16 minutes per contest.

SEASON/CAREER HIGHS

Minutes: 21 at Texas Tech (12/30/01)
Points: 12 vs. Maryland-Eastern Shore (12/13/01)
Rebounds: 3 - three times; last vs. Nebraska (12/22/01)
Assists: 4 at Texas Tech (12/30/01)
Steals: 3 vs. UNC-Asheville (11/21/01)
Blocks: na

2001-02 Game-by-Game

Opponent (Date)	Start	Min.	Fg-Fa	3g-3a	Ftm-Fta	O-D/T	Pf.Asst.	To.	Blk.	Stl.	Pts.
Mercer (11/17)	N	13	0-3	0-3	0-0	1-2/3	0 2	2	0	0	0
UNC-Asheville (11/21)	N	10	1-6	0-2	0-0	1-0/1	1 1	0	0	3	2
E. Washington (11/24)	N	9	2-2	1-1	0-0	0-3/3	0 2	0	0	0	5
at Wake Forest (11/27)	N	1	0-0	0-0	0-0	0-0/0	0 0	0	0	0	0
UT-Pan American	N	5	0-0	0-0	0-0	0-0/0	0 0	0	0	1	0
UNC-Wilmington (12/4)	N		Did not play								
at Georgia (12/7)	N	14	2-4	1-2	0-0	1-1/2	0 1	1	0	0	5
Oregon (12/10)	N	9	0-3	0-3	0-0	0-0/0	0 3	1	0	0	0
Maryland-ES (12/13)	N	14	5-5	2-2	0-0	0-1/1	0 2	2	0	1	12
Nebraska (12/22)	N	8	1-3	0-0	0-0	2-1/3	1 0	3	0	0	2
at Texas Tech (12/30)	N	21	2-9	2-6	1-2	0-1/1	2 4	1	0	0	7
at Illinois (1/2)	N	14	2-2	1-1	0-0	0-1/1	4 0	1	0	0	5
Michigan State (1/5)	N	7	0-2	0-1	0-0	0-0/0	1 1	0	0	0	0
Michigan (1/9)	N	5	0-0	0-0	0-0	0-0/0	0 2	1	0	0	0
at Purdue (1/12)	N	5	1-1	1-1	0-0	1-1/2	0 0	1	0	1	3
at Wisconsin (1/16)	N	4	0-0	0-0	0-0	0-0/0	0 0	2	0	0	0
at Michigan (1/19)	N	2	0-1	0-1	0-0	0-0/0	0 0	1	0	0	0
Ohio State (1/26)	N	1	0-0	0-0	0-0	0-0/0	0 0	0	0	0	0

#3 AARON ROBINSON

Guard • Fr • 5-9 • 160 • Rockford, Ill. • Guilford HS

Last Two Games: Did not play vs. Indiana (2/2) • played five minutes and grabbed two rebounds vs. Penn State (1/30).

Notable: Tied a career-high with two steals and an assist vs. Nebraska • had a career-high four assists in a career-high 14 minutes vs. Maryland-Eastern Shore • had three points in eight minutes vs. UNC-Wilmington • had two points, two assists and a steal in six minutes vs. UT-Pan American • had five points, two assists and two steals vs. Eastern Washington • played eight minutes and had two assists vs. UNC-Asheville • scored his first point as a Golden Gopher and had three assists and a steal vs. Mercer in 12 minutes • had one board and one assist vs. UMD • had one rebound and two assists vs. the Globetrotters.

SEASON/CAREER HIGHS

Minutes: 14 vs. Maryland-Eastern Shore (12/13/01)
Points: 5 vs. EWU (11/24/01)
Rebounds: 3 vs. Mercer (11/17/01)
Assists: 4 vs. Maryland-Eastern Shore (12/13/01)
Steals: 2 - two times; last vs. Nebraska (12/22/01)
Blocks: 1 vs. Maryland-Eastern Shore (12/13/01)

2001-02 Game-by-Game

Opponent (Date)	Start	Min.	Fg-Fa	3g-3a	Ftm-Fta	O-D/T	Pf.Asst.	To.	Blk.	Stl.	Pts.
Mercer (11/17)	N	12	0-3	0-1	1-2	0-3/3	4 3	0	0	1	1
UNC-Asheville (11/21)	N	8	0-3	0-1	0-0	0-0/0	1 2	1	0	1	0
E. Washington (11/24)	N	13	1-3	1-1	2-2	0-0/0	2 2	1	0	2	5
at Wake Forest (11/27)	N	3	0-0	0-0	0-0	0-0/0	0 0	0	1	0	0
UT-Pan American (12/1)	N	6	0-0	0-0	2-4	0-0/0	1 2	2	0	1	2
UNC-Wilmington (12/4)	N	8	1-3	1-1	0-0	0-2/2	1 0	1	0	1	3
at Georgia (12/7)	N	5	0-1	0-1	0-2	0-1/1	0 0	3	0	0	0
Oregon (12/10)	N	4	0-0	0-0	0-0	0-0/0	0 0	1	0	0	0
Maryland-ES (12/13)	N	14	0-2	0-1	0-0	1-1/2	3 4	2	1	0	0
Nebraska (12/22)	N	10	0-2	0-2	0-0	0-0/0	0 0	1	0	0	2
at Texas Tech (12/30)	N	6	0-1	0-1	0-0	0-0/0	0 0	1	0	1	0
at Illinois (1/2)	N	4	0-0	0-0	0-1	0-0/0	1 0	1	0	0	0
Michigan State (1/5)	N		Did not play								
Michigan (1/9)	N	2	0-1	0-1	0-0	0-0/0	1 0	1	0	0	0
at Purdue (1/12)	N	2	0-0	0-0	0-0	0-0/0	0 0	0	0	0	0
at Wisconsin (1/16)	N	3	0-0	0-0	0-0	0-0/0	0 0	1	0	0	0
at Michigan (1/19)	N		Did not play								
Ohio State (1/26)	N		Did not play								

#15 KERWIN FLEMING

Guard • Sr. • 6-3 • 180 • Chicago, Ill. • Kennedy-King JC/Hillcrest HS

Last Two Games: Had 12 points, two assists and two steals in a season-high 31 minutes vs. Indiana (2/2) • scored five points, grabbed four rebounds in 20 minutes vs. Penn State (1/30).

Notable: Had nine points and a season-high three assists in his first start since game two vs. Ohio State (1/26) • had nine points and two assists before fouling out at Wisconsin (1/16) • scored seven points, dished out two assists and hit a clutch three-pointer with under 1:00 left in 22 minutes vs. Michigan (1/9) • had six points, three rebounds, an assist and a steal in a season-high 28 minutes vs. Michigan State (1/5) • returned to the lineup at Illinois (1/2) and scored four points • sat out the Texas Tech game due to back spasms • had eight points and was 2-of-3 from beyond the arc in 20 minutes vs. Nebraska • scored eight points in 15 minutes vs. Maryland-Eastern Shore • had a season-high 14 points vs. Oregon in 23 minutes • scored five points and grabbed four rebounds at Georgia • had four points, five rebounds and two steals vs. UNC-Wilmington • had seven points and six rebounds vs. UT-Pan American • had a season-high nine points on 4-of-6 shooting and two assists at Wake Forest • had seven points, two assists, one block and one steal vs. Eastern Washington • scored six points vs. UNC-Asheville • scored five points vs. Mercer • last season, he finished 14th in Big Ten games with a .378 three-point field goal percentage • played in all 31 games, started one • scored 14 points in NIT win over Villanova (3/14/01) • scored a career-high 31 points in Big Ten Tournament vs. Purdue, just two points shy of the Big Ten Tournament single-game scoring record.

Milestones: Scored his 300th career point vs. Michigan State (1/5) • has scored in double figures in nine games during his career.

CAREER HIGHS

Minutes: 35 vs. Purdue (3/8/01)

Points: 31 vs. Purdue (3/8/01)

Rebounds: 9 vs. Michigan (2/17/01)

Assists: 3 - two times; last vs. Michigan St. (2/10/01)

Steals: 2 - four times; last vs. UNCW (12/4/01)

Blocks: 1 - three times; last vs. EWU (11/24/01)

SEASON HIGHS

Minutes: 31 vs. Indiana (2/2/02)

Points: 14 vs. Oregon (12/10/01)

Rebounds: 6 vs. UT-Pan American (12/1/01)

Assists: 3 vs. Ohio State (1/26/02)

Steals: 2 - two times; last vs. Indiana (2/2/02)

Blocks: 1 vs. EWU (11/24/01)

2001-02 Game-by-Game

Opponent (Date)	Start	Min.	Fg-Fa	3g-3a	Ftm-Fta	O-D/T	Pf.	Asst.	To.	Blk.	Stl.	Pts.
Mercer (11/17)	Y	23	2-8	1-4	0-0	0-1/1	3	1	0	0	1	5
UNC-Asheville (11/21)	Y	18	3-8	0-2	0-0	0-0/0	2	1	0	0	0	6
E. Washington (11/24)	N	17	2-6	0-2	3-4	1-1/2	3	2	2	1	1	7
at Wake Forest (11/27)	N	14	4-6	1-2	0-0	0-1/1	4	2	1	0	0	9
UT-Pan American (12/1)	N	18	1-3	1-1	4-4	1-5/6	2	1	4	0	0	7
UNC-Wilmington (12/4)	N	19	2-4	0-1	0-0	2-3/5	2	1	2	0	2	4
at Georgia (12/7)	N	26	2-13	0-4	1-2	1-3/4	3	1	1	0	0	5
Oregon (12/10)	N	24	3-11	3-6	5-6	0-3/3	1	2	2	0	1	14
Maryland-ES (12/13)	N	15	2-5	1-3	3-3	0-0/0	1	1	1	0	0	8
Nebraska (12/22)	N	20	3-5	2-3	0-1	1-1/2	3	1	1	0	1	8
at Texas Tech (12/30)	Did not play - injured											
at Illinois (1/2)	N	19	2-3	0-1	0-1	0-0/0	1	1	1	0	0	4
Michigan State (1/5)	N	28	1-6	1-3	3-4	0-3/3	1	1	1	0	1	6
Michigan (1/9)	N	22	2-5	1-3	2-4	0-1/1	2	2	2	0	1	7
at Purdue (1/12)	N	25	2-5	1-2	2-4	0-1/1	5	1	4	0	1	7
at Wisconsin (1/16)	N	22	3-7	2-3	1-2	1-2/3	5	2	3	0	0	9
at Michigan (1/19)	N	23	0-1	0-0	3-6	2-2/4	1	1	1	0	0	3
Ohio State (1/26)	Y	28	4-9	1-2	0-0	0-2/2	1	3	1	0	1	9
Penn State (1/30)	Y	20	2-2	1-1	0-0	0-4/4	2	0	1	0	0	5
Indiana (2/2)	Y	31	3-9	1-5	5-8	0-1/1	1	2	1	0	2	12

2000-01 Game-by-Game

Opponent (Date)	Start	Min.	Fg-Fa	3g-3a	Ftm-Fta	O-D/T	Pf.	Asst.	To.	Blk.	Stl.	Pts.	
UNCG (11/17)	N	10	1-3	1-2	0-0	0-0/0	0	0	0	0	1	3	
Georgia (11/19)	N	7	1-3	0-1	0-0	0-2/2	0	1	1	0	0	2	
vs. Hawaii Pac (11/24)	N	11	0-3	0-1	0-0	0-0/0	1	1	0	0	0	0	
vs. TCU (11/25)	N	11	1-2	1-2	2-2	0-1/1	2	1	1	0	0	5	
vs. Georgetown (11/26)	N	10	0-3	0-1	1-2	0-0/0	1	1	0	0	0	1	
at Florida State (11/29)	N	9	1-2	0-0	2-5	0-2/2	0	0	0	0	0	4	
Morris Brown (12/4)	Y	22	1-6	1-3	0-0	0-1/1	1	1	2	0	2	3	
at Marquette (12/7)	N	6	0-2	0-2	0-0	0-0/0	2	0	0	0	0	0	
Bethune Cook (12/9)	N	18	3-5	1-3	2-2	0-2/2	2	1	0	1	0	9	
La Tech (12/12)	N	16	3-8	0-1	2-2	0-1/1	0	0	0	0	0	8	
Dartmouth (12/22)	N	12	2-4	1-2	0-0	0-1/1	1	3	3	0	0	5	
Nebraska (12/28)	N	13	1-3	1-2	0-0	1-0/1	0	0	1	0	0	3	
Centenary (12/30)	N	15	0-2	0-1	1-2	0-2/2	1	2	1	0	0	1	
at Illinois (1/3)	N	13	1-3	1-2	9-11	1-0/1	2	2	1	0	0	12	
Wisconsin (1/6)	N	14	1-4	1-3	0-0	0-2/2	0	1	0	1	0	3	
at Ohio State (1/13)	N	6	0-2	0-2	1-2	1-0/1	4	0	1	0	0	1	
Purdue (1/17)	N	6	3-5	1-3	0-0	0-1/1	0	0	0	0	1	7	
Indiana (1/20)	N	27	6-11	1-4	2-3	0-1/1	3	2	1	0	2	15	
Iowa (1/24)	N	18	3-6	3-5	0-3	1-1/2	5	2	0	0	0	9	
at Purdue (1/27)	N	18	2-6	0-3	1-2	1-1/2	3	0	3	0	0	5	
at Iowa (1/31)	N	7	0-3	0-2	0-0	0-0/0	0	0	1	0	0	0	
Ohio State (2/3)	N	19	4-8	3-4	2-2	0-1/1	3	1	1	0	2	13	
at Northwestern (2/6)	N	21	1-3	1-2	1-2	0-2/2	3	1	2	0	0	4	
Michigan State (2/10)	N	28	2-6	2-4	2-2	0-0/0	4	3	4	0	1	8	
Penn State (2/14)	N	23	3-10	1-1	1-2	1-2/3	2	1	3	1	0	8	
at Michigan (2/17)	N	28	3-6	0-0	7-10	2-7/9	2	2	1	0	1	13	
at Wisconsin (2/21)	N	13	0-3	0-2	0-0	0-0/0	3	0	1	0	0	0	
at Indiana (2/28)	N	26	3-11	3-5	8-10	1-3/4	3	2	1	0	0	17	
Illinois (3/4)	N	16	1-7	0-3	4-4	0-2/2	2	1	2	0	1	6	
Purdue (3/8)	N	35	8-15	5-10	10-15	0-0/0	4	1	3	0	1	31	
Villanova (3/14)	N	23	4-10	4-9	2-3	0-1/1	1	2	1	0	0	14	
Tulsa (3/19)	N	20	2-11	1-4	2-3	1-2/3	1	1	0	0	1	7	
Totals		1/32	522	61-176	33-89	62-89	10-38/48	56	33	35	3	13	217

#11 MAURICE HARGROW

Guard • Fr. • 6-4 • 175 • St. Paul, Minn. • Highland Park HS

Last Two Games: Scored nine points, was 4-of-4 from the field, in 12 minutes vs. Indiana (2/2) • had six points and two boards in 13 minutes vs. Penn State (1/30).

Notable: Scored six points in 14 minutes vs. Ohio State (1/26) • had five points and three rebounds at Michigan (1/19) in 12 minutes • sparked the team off the bench with six points in 10 minutes vs. Michigan (1/9) • scored two points at Texas Tech in a career-high 15 minutes • returned to the lineup vs. Nebraska scoring two points and adding two assists in five minutes • did not play for the second consecutive game because of a broken nose vs. Maryland-Eastern Shore • did not play-injured vs. Oregon • scored seven points in 14 minutes at Georgia before breaking his nose • scored five points in 13 minutes vs. UNC-Wilmington • played seven minutes and scored four points vs. UT-Pan American • had two points and three rebounds vs. Eastern Washington in 11 minutes • scored 11 points in 11 minutes on 5-of-6 shooting against UNC-Asheville • scored seven points in 10 minutes vs. Mercer • was 1-of-2 from the field and 4-of-6 from the line.

SEASON/CAREER HIGHS

Minutes: 15 at Texas Tech (12/30/01)
Points: 11 vs. UNC-Asheville (11/21/01)
Rebounds: 3 - three times; last at Georgia (12/7/01)
Assists: 2 vs. Nebraska (12/22/01)
Steals: 1 - two times; last at Georgia (12/7/01)
Blocks: 1 at Georgia (12/7/01)

2001-02 Game-by-Game

Opponent (Date)	Start	Min.	Fg-Fa	3g-3a	Ftm-Fta	O-D/T	Pf.Asst.	To.	Blk.	Stl.	Pts.
Mercer (11/17)	N	10	1-2	1-1	4-6	0-1/1	0 0	0 0	0 0	7	
UNC-Asheville (11/21)	N	11	5-6	1-1	0-0	0-2/2	0 1	1 0	1 0	11	
E. Washington (11/24)	N	11	1-2	0-0	0-0	1-2/3	1 0	1 0	0 0	2	
at Wake Forest (11/27)	N	4	0-0	0-0	0-0	0-0/0	0 0	0 0	0 0	0	
UT-Pan American (12/1)	N	7	1-4	0-1	2-2	1-2/3	0 0	0 0	0 0	4	
UNC-Wilmington (12/4)	N	13	2-5	1-1	0-0	0-1/1	1 1	0 0	0 0	5	
at Georgia (12/7)	N	14	3-7	1-2	0-0	1-2/3	0 0	1 1	1 1	7	
Oregon (12/10)	Did not play - injured										
Maryland-ES (12/13)	Did not play - injured										
Nebraska (12/22)	N	5	1-2	0-0	0-0	0-0/0	1 2	1 0	0 0	2	
at Texas Tech (12/30)	N	15	1-5	0-4	0-0	0-2/2	1 1	2 0	0 0	2	
at Illinois (1/2)	N	5	0-2	0-1	0-0	0-0/0	0 0	0 0	0 0	0	
Michigan State (1/5)	Did not play										

#40 JERRY HOLMAN

F/C • Jr. • 6-10 • 218 • St. Paul, Minn. • Mpls. Community & Tech Coll./Humboldt HS

Last Two Games: Had eight points on 4-of-5 shooting vs. Indiana (2/2) • scored 14 points, tied a career-high with eight rebounds, and blocked three shots vs. Penn State (1/30).

Notable: Started his second career game and responded with 12 points, four rebounds, three blocks and two assists vs. Ohio State (1/26) • scored 12 points, dished out a career-high three assists and blocked three shots in a career-high 30 minutes vs. Michigan (1/9) • had 16 points, on 6-of-7 shooting, three boards, a block and a steal in 23 minutes vs. Michigan State (1/5) • scored 10 points in his first Big Ten game at Illinois (1/2) • had his first career start at Texas Tech, scored two points and grabbed two rebounds while battling foul trouble • had 15 points and a career-high eight rebounds vs. Maryland-Eastern Shore and tied a career-high 26 minutes • had four points, a block and two steals in 18 minutes vs. Oregon • scored seven points and blocked two shots at Georgia • had four points, four rebounds and a career-high four blocks vs. UNC-Wilmington • had eight points, two blocks and a steal vs. UT-Pan American • grabbed a season-high seven rebounds to go along with four points, a block and two steals at Wake Forest • had 14 points on 6-of-9 shooting, three rebounds, a block and two steals in 20 minutes vs. Eastern Washington • had 14 points, on 7-of-10 shooting, six rebounds, one assist, one block and two steals in 21 minutes vs. UNC-Asheville • scored 17 points in 18 minutes against Mercer • broke open the game in a 33 second stretch with six points, including two dunks, and a steal • was 6-of-8 from the field, 5-of-6 from the line, added six boards and a steal.

SEASON/CAREER HIGHS

Minutes: 30 vs. Michigan (1/9/02)
Points: 17 vs. Mercer (11/17/01)
Rebounds: 8 - two times; last vs. Penn State (1/30/02)
Assists: 3 vs. Michigan (1/9/02)
Steals: 2 - four times; last vs. Oregon (12/10/01)
Blocks: 4 vs. UNC-Wilmington (12/4/01)

2001-02 Game-by-Game

Opponent (Date)	Start	Min.	Fg-Fa	3g-3a	Ftm-Fta	O-D/T	Pf.Asst.	To.	Blk.	Stl.	Pts.
Mercer (11/17)	N	18	6-8	0-0	5-6	4-2/6	2 1	2 0	1 1	17	
UNC-Asheville (11/21)	N	21	7-10	0-0	0-0	1-5/6	3 1	3 1	2 1	14	
E. Washington (11/24)	N	20	6-9	0-0	2-4	1-2/3	4 0	3 1	2 1	14	
at Wake Forest (11/27)	N	26	2-4	0-0	0-0	2-5/7	3 1	0 1	2 4		
UT-Pan American (12/1)	N	21	4-9	0-0	0-0	0-1/1	3 1	0 2	1 8		
UNC-Wilmington (12/4)	N	18	2-5	0-0	0-1	1-3/4	1 0	3 4	0 4		
at Georgia (12/7)	N	23	1-8	0-0	5-6	2-2/4	2 1	3 2	0 7		
Oregon (12/10)	N	18	2-4	0-0	0-0	2-1/3	1 1	2 1	2 4		
Maryland-ES (12/13)	N	26	5-8	0-0	5-7	6-2/8	1 2	1 2	0 15		
Nebraska (12/22)	N	14	2-3	0-0	1-2	1-2/3	3 1	1 0	0 5		
at Texas Tech (12/30)	Y	16	1-8	0-0	0-0	1-1/2	5 0	2 0	0 2		
at Illinois (1/2)	N	23	5-8	0-0	0-0	1-1/2	4 1	1 0	0 10		
Michigan State (1/5)	N	23	6-7	0-0	4-5	1-2/3	2 0	0 1	1 16		
Michigan (1/9)	N	30	6-9	0-0	0-0	2-1/3	1 3	2 3	0 12		
at Purdue (1/12)	N	19	1-3	0-0	0-0	0-1/1	1 1	1 1	0 2		
at Wisconsin (1/16)	N	17	2-3	0-0	0-1	0-3/3	2 0	3 0	0 4		
at Michigan (1/19)	N	12	3-6	0-0	0-0	2-1/3	4 0	0 0	1 6		
Ohio State (1/26)	Y	28	5-9	0-0	2-2	0-4/4	3 2	1 3	0 12		

#1/4 RICK RICKERT

Forward • Fr. • 6-10 • 202 • Duluth, Minn. • Duluth East HS

Last Two Games: Scored 27 points, on 9-of-18 shooting and grabbed six rebounds in 32 minutes vs. Indiana (2/2) • had 26 points in 26 minutes on 9-of-12 shooting, 3-of-5 from beyond the arc vs. Penn State (1/30).

Notable: Was Big Ten Player of the Week for Feb. 4 • scored 19 points on 5-of-8 shooting, 3-of-4 from beyond the arc vs. Ohio State (1/26) • scored 15 points, grabbed three boards, had two assists and a block at Michigan (1/19) • scored 13 points and grabbed seven boards at Wisconsin (1/16) • had 24 points, on 8-of-12 shooting, seven boards and two steals at Purdue (1/12) • had 15 points on 6-of-8 shooting, four rebounds, two assists and three blocks vs. Michigan State (1/5) • scored 14 points, grabbed three boards and two steals vs. Nebraska • had five points and four rebounds vs. Maryland-Eastern Shore • scored a career-high 28 points and grabbed nine rebounds vs. Oregon in a career-high 36 minutes • 28 points was the most by a Golden Gopher freshman since Randy Carter had 29 against Northwestern on Jan. 26, 1991 • battled foul trouble against Georgia and scored seven points and grabbed seven rebounds • led the team with 13 points vs. UNC-Wilmington • also had four blocks and six rebounds • had eight points, five rebounds and four assists vs. UT-Pan American • had nine points, five rebounds, two assists and two steals in a season-high 32 minutes at Wake Forest • recorded team's first double-double of the season with 14 points and 10 rebounds vs. Eastern Washington • also had five blocks in the game, most by a Golden Gopher since Joel Pryzbilla had six on Feb. 5, 2000 • had 15 points, four rebounds, three assists and a block vs. UNC-Asheville • was 4-of-7 from the field, 3-of-6 from beyond the arc • had 17 points on 7-of-10 shooting in debut vs. Mercer • was 3-of-4 from three-point range • had six rebounds and four blocks.

SEASON/CAREER HIGHS

Minutes: 36 vs. Oregon (12/10/01)

Points: 28 vs. Oregon (12/10/01)

Rebounds: 10 vs. EWU (11/24/01)

Assists: 4 vs. UT-Pan American (12/1/01)

Steals: 2 - two times; last vs. Nebraska (12/22/01)

Blocks: 5 vs. EWU (11/24/01)

2001-02 Game-by-Game

Opponent (Date)	Start	Min.	Fg-Fa	3g-3a	Ptm-Fta	O-D/T	Pf.	Asst.	To.	Blk.	Stl.	Pts.
Mercer (11/17)	Y	23	7-10	3-4	0-0	3-3/6	3	1	0	4	0	17
UNC-Asheville (11/21)	Y	30	4-7	3-6	4-4	2-2/4	2	3	0	1	1	15
E. Washington (11/24)	Y	27	4-5	1-1	5-8	2-8/10	2	2	2	5	1	14
at Wake Forest (11/27)	Y	32	4-9	1-3	0-0	2-3/5	2	2	1	0	2	9
UT-Pan American (12/1)	Y	28	4-15	0-4	0-0	1-4/5	1	4	1	0	2	8
UNC-Wilmington (12/4)	Y	32	6-12	1-6	0-0	2-4/6	2	1	3	4	0	13
at Georgia (12/7)	Y	21	3-6	1-4	0-0	3-4/7	4	0	2	0	1	7
Oregon (12/10)	Y	36	11-17	2-4	4-7	3-6/9	3	0	1	0	0	28
Maryland-ES (12/13)	Y	22	1-6	0-1	3-3	1-3/4	1	1	1	1	1	5
Nebraska (12/22)	Y	29	6-12	1-6	1-3	1-2/3	4	0	2	0	2	14
at Texas Tech (12/30)	Y	17	1-4	0-2	0-0	0-4/4	5	0	0	0	0	2
at Illinois (1/2)	Y	20	2-6	1-3	0-1	1-0/1	4	1	4	1	1	6
Michigan State (1/5)	Y	33	6-8	1-1	2-2	1-3/4	2	2	1	3	0	15
Michigan (1/9)	Y	16	3-3	1-1	0-1	0-3/3	5	0	2	1	1	7
at Purdue (1/12)	Y	35	8-12	2-4	6-6	2-5/7	3	1	4	0	2	24
at Wisconsin (1/16)	Y	24	6-14	0-5	1-3	2-5/7	3	0	1	1	0	13
at Michigan (1/19)	Y	27	4-8	1-1	6-8	0-3/3	3	2	1	1	0	15
Ohio State (1/26)	Y	30	5-8	3-4	6-6	1-3/4	3	1	3	1	0	19
Penn State (1/30)	Y	26	9-12	3-5	5-8	1-4/5	2	2	2	0	1	26
Indiana (2/2)	Y	32	9-18	2-4	7-10	3-3/6	4	1	2	1	0	27

#45 DUSTY RYCHART

Forward • 6-7 • 220 • Grand Rapids, Minn. • Grand Rapids HS

Last Two Games: Scored in double figures for the seventh straight game with 14 points and grabbed six boards vs. Indiana (2/2) • scored 14 points and tied a career-high with five assists vs. Penn State (1/30).

Notable: One of three team captains • had 14 points and nine rebounds at Michigan (1/19) • recorded his fourth double-double of the season and 18th of his career with 17 points and 10 rebounds at Wisconsin (1/16) • scored 19 points and grabbed seven boards vs. Michigan (1/9) • had seven points, three assists and tied a career-high with three steals at Illinois (1/2) • scored his 1000th-career point at Texas Tech • led team with 20 points and also grabbed eight rebounds • led team with 18 points and nine rebounds, also had four assists in 35 minutes vs. Nebraska • recorded his third double-double of the season and 17th of his career with 17 points and 10 rebounds vs. Maryland-Eastern Shore • scored 10 points and grabbed five rebounds vs. Oregon • recorded his second double-double of the season and 16th of career with 10 points and 11 rebounds at Georgia • had 10 points and four rebounds vs. UNC-Wilmington • hit a career-high three three-pointers • scored 18 points and grabbed six boards vs. UT-Pan American in 23 minutes • named co-Big Ten Player of the Week (Dec. 3) after averaging 20.0 points and 9.5 rebounds while shooting 59.3 percent from the floor against Wake Forest and UT-Pan American • recorded his first double-double of the season and the 15th of his career at Wake Forest with 22 points and 13 rebounds (8 offensive) • had six points and four assists vs. Eastern Washington • scored nine points and grabbed seven rebounds vs. UNC-Asheville • had 10 points, nine rebounds and two assists vs. Mercer • started career as a walk-on, before earning a scholarship after his second season.

Milestones: Is 22nd on the career points chart with 1,131 points • 6th on career free throw percentage charts at .775 (234-302) • 7th on career field goal percentage list at .510 (437-857) • has scored in double figures in 64 career games • has recorded double-figure rebounds in 21 career games.

CAREER HIGHS

Minutes: 40 - three times; last at Wisconsin (2/21/01)

Points: 34 at Hawaii Pacific (11/24/00)

Rebounds: 18 at Seton Hall (2/23/00)

Assists: 5 - three times; last vs. Penn State (1/30/02)

Steals: 3 - eight times; last at Illinois (1/2/01)

Blocks: 3 vs. Tulsa (3/19/01)

SEASON HIGHS

Minutes: 38 at Wisconsin (1/16/02)

Points: 22 at Wake Forest (11/27/01)

Rebounds: 13 at Wake Forest (11/27/01)

Assists: 5 vs. Penn State (1/30/02)

Steals: 3 at Illinois (1/2/01)

Blocks: 1 - three times; last vs. Penn State (1/30/02)

2001-02 Game-by-Game

Opponent (Date)	Start	Min.	Fg-Fa	3g-3a	Ftm-Fta	O-D/T	Pf.	Asst.	To.	Blk.	Stl.	Pts.
Mercer (11/17)	Y	24	4-10	0-2	2-2	4-5/9	2	2	0	0	1	10
UNC-Asheville (11/21)	Y	24	4-8	0-1	1-2	4-3/7	1	2	4	1	1	9
E. Washington (11/24)	Y	23	2-2	1-1	1-2	1-1/2	3	4	3	0	0	6
at Wake Forest (11/27)	Y	35	8-15	1-1	5-6	8-5/13	4	0	3	0	1	22
UT-Pan American (12/1)	Y	23	8-12	1-2	1-3	2-4/6	4	1	3	0	1	18
UNC-Wilmington (12/4)	Y	32	3-7	3-5	1-2	1-3/4	2	2	1	1	0	10
at Georgia (12/7)	Y	23	2-7	0-0	6-8	4-7/11	3	0	3	0	1	10
Oregon (12/10)	Y	26	3-6	0-0	4-4	2-3/5	3	2	0	0	0	10
Maryland-ES (12/13)	Y	23	8-10	1-3	0-0	0-10/10	1	2	2	0	1	17
Nebraska (12/22)	Y	35	7-17	0-2	4-5	4-5/9	1	4	1	0	0	18
at Texas Tech (12/30)	Y	34	7-15	0-0	6-7	6-2/8	2	3	1	0	2	20
at Illinois (1/2)	Y	31	3-12	0-2	1-1	4-1/5	1	3	2	1	3	7
Michigan State (1/5)	Y	23	3-7	0-0	3-4	1-4/5	4	2	3	0	0	9
Michigan (1/9)	Y	37	9-12	0-1	1-1	3-4/7	3	1	5	0	0	19
at Purdue (1/12)	Y	29	7-8	0-0	0-0	1-4/5	2	2	4	0	1	14
at Wisconsin (1/16)	Y	38	7-14	0-3	3-4	4-6/10	3	2	2	0	0	17
at Michigan (1/19)	Y	35	6-15	0-3	2-2	4-5/9	2	1	4	0	1	14
Ohio State (1/26)	Y	27	4-5	1-1	1-2	2-3/5	3	1	2	1	0	10
Penn State (1/30)	Y	25	5-8	0-0	4-6	2-1/3	3	5	2	1	2	14
Indiana (2/2)	Y	35	6-10	0-2	2-2	2-4/6	2	3	3	1	2	14

MINNESOTA Michigan State	70 67	Game 13	
		January 5, 2002 Williams Arena Minneapolis, Minn.	
Attendance: 16,500			

Recap: The Golden Gophers earned their first Big Ten victory of the season, downing No. 17 Michigan State, 70-67, in front of 13,696 fans. It also was Minnesota's first victory over a ranked opponent since a 54-49 victory Jan. 6, 2001, against No. 12 Wisconsin. Jerry Holman came off the bench to score 16 points, including 10 in the first half, for the Gophers. The 6-10 junior was 6-of-7 from the field and 4-of-5 from the free-throw line. Rick Rickert added 15 points, while Michael Bauer reached double figures for the second consecutive game with 12 tallies.

Minnesota	Min	FG-A	FT-A	R	A	Pt	Michigan State	Min	FG-A	FT-A	R	A	Pt
Bauer, F	33	4-9	1-3	3	3	12	Wolfe, F	29	3-15	4-5	12	1	11
Rychart, F	23	3-7	3-4	5	2	9	Anderson, F	20	2-3	2-2	2	1	6
Rickert, C	33	6-8	2-2	4	2	15	Anagonye, F	37	5-9	1-3	7	1	11
Burleson, G	23	1-6	3-4	2	2	5	Hill, G	38	8-14	3-3	4	2	25
Bennett, G	30	1-4	5-7	3	1	7	Torbert, G	36	4-12	1-2	7	4	11
Fleming	28	1-6	3-4	3	1	6	Ishbia	1	0-0	0-0	0	0	0
Esselink	7	0-2	0-0	0	1	0	Bograkos	25	1-2	0-1	4	1	3
Holman	23	6-7	4-5	3	0	16	Andreas	13	0-0	0-0	1	0	0
TEAM						3	Westrick	10	0-0	0-0	1	0	0
Totals	200	22-49	21-29	26	12	70	TEAM						3
							Totals	200	23-55	11-16	41	10	67

Halftime: Minnesota 37, MSU 30 **3-Pt Goals:** Minn - 5-16 (Bauer 3-6, Rickert 1-1, Burleson 0-4, Bennett 0-1, Fleming 1-3, Esselink 0-1) MSU - 10-21 (Wolfe 1-5, Hill 6-10, Torbert 2-5, Bograkos 1-1)
Turnovers: Minnesota 11, MSU 17 **Personal Fouls:** Minnesota 17, MSU 24
Technical: none **Fouled Out:** MSU-Anderson, Anagonye **Att:** 13,696

MINNESOTA Michigan	90 82	Game 14	
		January 9, 2002 Williams Arena Minneapolis, Minn.	
Attendance: 13,172			

Recap: The Golden Gophers earned their second consecutive Big Ten Conference victory with a 90-82 victory over the Michigan Wolverines in Williams Arena in front of 13,172 fans. Minnesota trailed 41-38 at halftime, but 81.8 percent shooting from the field in the second half led the Gophers to victory. Gold Country shot 69.4 percent from the field for the game, including 61.5 from three-point range. Both marks are the third-best in school history. Dusty Rychart led the Gophers with 19 points, Michael Bauer added 15 points, while Jerry Holman poured in 12 for Minnesota.

Minnesota	Min	FG-A	FT-A	R	A	Pt	Michigan	Min	FG-A	FT-A	R	A	Pt
Bauer, F	27	6-8	1-2	7	2	15	Robinson, F	34	8-18	3-3	4	3	19
Rychart, F	37	9-12	1-1	7	1	19	Blanchard, F	29	5-10	4-4	5	3	17
Rickert, C	16	3-3	0-1	3	0	7	Young, C	36	2-4	4-4	7	0	8
Burleson, G	25	5-8	6-6	3	4	19	Jones, G	18	1-3	3-4	2	1	6
Bennett, G	26	1-1	2-2	3	3	5	Gottfredson, G	14	0-0	0-0	0	1	0
Robinson	2	0-1	0-0	0	0	0	Queen	26	2-6	0-0	0	6	5
Hargrow	10	2-2	2-4	1	0	6	Ingerson	10	3-9	0-0	0	0	9
Fleming	22	2-5	2-4	1	2	7	Groninger	18	3-7	5-5	0	1	13
Esselink	5	0-0	0-0	0	2	0	Bailey	15	2-6	1-2	3	0	5
Holman	30	6-9	0-0	3	3	12	TEAM						3
TEAM						4	Totals	200	26-63	20-22	24	15	82
Totals	200	34-49	14-20	32	17	90							

Halftime: Minnesota 38, MI 41 **3-Pt Goals:** Minn - 8-13 (Bauer 2-2, Rychart 0-1, Rickert 1-1, Burleson 3-4, Bennett 1-1, Robinson 0-1, Fleming 1-3) MI - 10-25 (Robinson 0-2, Blanchard 3-6, Jones 1-2, Queen 1-3, Ingerson 3-7, Groninger 2-5)
Turnovers: Minnesota 23, MI 14 **Personal Fouls:** Minnesota 19, MI 22
Technical: none **Fouled Out:** Minn - Rickert **Att:** 13,172

MINNESOTA Purdue	87 71	Game 15	
		January 12, 2002 Mackey Arena West Lafayette, Ind.	
Attendance: 12,488			

Recap: Scoring 53 points in the second half, the Golden Gophers won their third consecutive Big Ten tilt, downing Purdue 87-71 in West Lafayette, Ind. The victory was also the Golden Gophers first road win of the season. Kevin Burleson and Rick Rickert led the Golden Gophers with 24 points each, as Minnesota won for just the second time in its last 21 visits to Mackey Arena. Burleson also led the Golden Gophers with five assists, while Rickert had a game-high seven rebounds. Dusty Rychart added 14 points and five rebounds for Minnesota.

Minnesota	Min	FG-A	FT-A	R	A	Pt	Purdue	Min	FG-A	FT-A	R	A	Pt
Rickert, F	35	8-12	6-6	7	1	24	Smith, F	34	2-7	4-4	3	2	8
Bennett, F	24	2-4	2-2	6	2	7	Kilgore, F	25	3-7	4-4	1	0	12
Bauer, F	22	2-4	0-0	3	3	4	Allison, C	24	3-7	4-7	5	0	10
Rychart, F	29	7-8	0-0	5	2	14	Deane, G	36	9-18	7-8	1	3	29
Burleson, G	32	7-13	7-10	3	5	24	Parkinson, G	27	1-4	0-0	4	7	2
Robinson	2	0-0	0-0	0	0	0	Buscher	23	1-2	0-0	5	1	2
Hargrow	7	1-2	0-0	0	1	2	Lewis	17	2-6	0-0	4	2	5
Fleming	25	2-5	2-4	1	1	7	Marshall	12	1-3	0-0	0	0	3
Esselink	5	1-1	0-0	2	0	3	Carroll	2	0-0	0-0	0	0	0
Holman	19	1-3	0-0	1	0	2	TEAM						2
TEAM						1	Totals	200	22-54	19-23	25	15	71
Totals	200	31-52	17-22	29	16	87							

Halftime: Minnesota 34, PU 40 **3-Pt Goals:** Minn - 8-16 (Rickert 2-4, Bennett 1-1, Bauer 0-1, Burleson 3-7, Fleming 1-2, Esselink 1-1) PU - 8-21 (Smith 0-3, Kilgore 2-5, Deane 4-7, Parkinson 0-3, Lewis 1-2, Marshall 1-1)
Turnovers: Minnesota 19, PU 19 **Personal Fouls:** Minnesota 17, PU 19
Technical: none **Fouled Out:** Minn - Fleming **Att:** 12,488

MINNESOTA Wisconsin	64 73	Game 16	
		January 16, 2002 Kohl Center Madison, Wis.	
Attendance: 16,363			

Recap: Despite Dusty Rychart's fourth double-double of the season and 18th of his career, the Minnesota Golden Gophers fell to Wisconsin 73-64, in Madison. Minnesota overcame a 16-point second half deficit, by going on a 17-4 run to climb within three points following Kevin Burleson's only basket of the night at 67-64 with 46.6 seconds remaining. But the Badgers made six consecutive free throws, while the Gophers committed their 19th and 20th turnovers of the night in the final minute to seal the game for Wisconsin. Rychart ended the game with 17 points and 10 rebounds, while Rickert added 13 points and seven caroms.

Minnesota	Min	FG-A	FT-A	R	A	Pt	Wisconsin	Min	FG-A	FT-A	R	A	Pt
Rickert, F	24	6-14	1-3	7	0	13	Mader, F	16	1-1	4-4	1	1	6
Bauer, F	33	3-6	3-4	7	1	7	Wills, F	26	0-4	5-7	4	0	5
Rychart, F	38	7-14	3-4	10	2	17	Davis, G	32	4-6	1-2	3	2	10
Burleson, G	23	1-6	0-0	0	3	2	Penney, G	35	5-13	8-9	6	2	19
Bennett, F	32	2-4	5-6	8	3	9	Harris, G	38	6-15	2-2	4	1	16
Robinson	3	0-0	0-0	0	0	0	Owens	13	1-7	0-0	1	1	3
Hargrow	4	1-1	1-2	1	0	3	Plank	7	0-1	0-0	1	1	0
Fleming	22	3-7	1-2	3	2	9	Wilkinson	33	5-8	3-4	10	1	14
Esselink	4	0-0	0-0	0	0	0	TEAM						1
Holman	17	2-3	0-1	3	0	4	Totals	200	22-55	23-28	31	9	73
TEAM						2							
Totals	200	25-55	11-18	41	11	64							

Halftime: Minnesota 35, UW 34 **3-Pt Goals:** Minn - 3-17 (Rickert 0-5, Bauer 1-3, Rychart 0-3, Burleson 0-2, Bennett 0-1, Fleming 2-3) UW - 6-24 (Wills 0-2, Davis 1-1, Penney 1-6, Harris 2-9, Owens 1-4, Plank 0-1, Wilkinson 1-1)
Turnovers: Minnesota 20, UW 9 **Personal Fouls:** Minnesota 25, UW 21
Technical: none **Fouled Out:** Minn - Fleming, Burleson **Att:** 16,363

University of Minnesota
Minnesota Golden Gophers Season Schedule/Results & Leaders (as of Feb 07, 2002)
All games

RECORD:	OVERALL	HOME	AWAY	NEUTRAL
ALL GAMES.....	(13-7)	(12-1)	(1-6)	(0-0)
CONFERENCE.....	(6-3)	(5-0)	(1-3)	(0-0)
NON-CONFERENCE.....	(7-4)	(7-1)	(0-3)	(0-0)

DATE	TIME	OPPONENT		SCORE	ATTEND	HIGH POINTS	HIGH REBOUNDS
11/17/01	4:05	MERCER BEARS	W	80-59	12534	(18)Bauer, Michael	(9)Rychart, Dusty
11/21/01	7:05 p.m.	NORTH CAROLINA-ASHEVILLE	W	92-65	12188	(19)Bauer, Michael	(7)Rychart, Dusty
11/24/01	7:05 p.m.	EASTERN WASHINGTON EAGLES	W	86-68	12533	(17)Bauer, Michael	(10)Rickert, Rick
11/27/01	9:30 pm	at Wake Forest		79-85	L 9227	(22)Rychart, Dusty	(13)Rychart, Dusty
12/1/01	1:05 p.m.	UT-PAN AMERICAN BRONCS	W	89-72	12110	(19)Bennett, Travarus	(6)Rychart, Dusty
							(6)Fleming, Kerwin
12/4/01	7:05 p.m.	UNC-WILMINGTON SEAHAWKS		50-58	L 12069	(13)Rickert, Rick	(6)Rickert, Rick
12/07/01	7:30 p.m.	at Georgia Bulldogs		55-77	L 7158	(10)Rychart, Dusty	(11)Rychart, Dusty
12/10/01	6:00 p.m.	OREGON DUCKS	W	75-72	12610	(28)Rickert, Rick	(9)Rickert, Rick
12/13/01	7:05 p.m.	MARYLAND-EASTERN SHORE HAWKS	W	95-48	12155	(17)Rychart, Dusty	(10)Rychart, Dusty
12/22/01	7:05 p.m.	NEBRASKA CORNHUSKERS	W	81-72	13435	(18)Rychart, Dusty	(9)Rychart, Dusty
12/30/01	3:15 pm	at Texas Tech		60-80	L 14232	(20)Rychart, Dusty	(10)Bennett, Travarus
01/02/02	7:00 pm	* at University of Illinois		53-76	L 16500	(16)Bauer, Michael	(7)Bennett, Travarus
1/5/02	3:30 p.m.	* MICHIGAN STATE SPARTANS	W	70-67	13696	(16)Holman, Jerry	(5)Rychart, Dusty
1/9/02	7:00 p.m.	* MICHIGAN WOLVERINES	W	90-82	13172	(19)Burleson, Kevin	(7)Rychart, Dusty
						(19)Rychart, Dusty	(7)Bauer, Michael
01/12/02	2:30 PM EST	* at Purdue	W	87-71	12488	(24)Burleson, Kevin	(7)Rickert, Rick
						(24)Rickert, Rick	
1/16/02	7:00PM CST	* at Wisconsin		64-73	L 16363	(17)Rychart, Dusty	(10)Rychart, Dusty
01/19/02	4:30pm	* at Michigan		69-71	L 11603	(17)Bauer, Michael	(9)Rychart, Dusty
1/26/02	3:30 p.m.	* OHIO STATE BUCKEYES	W	89-71	13838	(21)Bennett, Travarus	(7)Bennett, Travarus
01/30/02	07:00 PM	* PENN STATE NITTANY LIONS	W	94-70	13130	(26)Rickert, Rick	(8)Holman, Jerry
2/2/02	3:30 p.m.	* INDIANA HOOSIERS	W	88-74	14492	(27)Rickert, Rick	(8)Bennett, Travarus

* - Conference game

ATTENDANCE SUMMARY	GAMES	TOTALS	AVG/GAME
HOME.....	13	167962	12920
AWAY.....	7	87571	12510
NEUTRAL.....	0	0	0
TOTAL.....	20	255533	12777

University of Minnesota
Minnesota Golden Gophers Combined Team Statistics (as of Feb 07, 2002)
All games

RECORD:	OVERALL	HOME	AWAY	NEUTRAL
ALL GAMES	(13-7)	(12-1)	(1-6)	(0-0)
CONFERENCE	(6-3)	(5-0)	(1-3)	(0-0)
NON-CONFERENCE	(7-4)	(7-1)	(0-3)	(0-0)

##	Player	GP-GS	Min--Avg	---TOTAL---		---3-PTS---		FT-FTA	Pct	----REBOUNDS----				PF	FO	A	TO	Blk	Stl	Pts	Avg		
				FG-FGA	Pct	3FG-FGA	Pct			Off	Def	Tot	Avg										
1	Rickert, Rick.....	20-20	540 27.0	103-192	.536	27-69	.391	50-70	.714	31	72	103	5.2	60	2	24	33	24	15	283	14.2		
45	Rychart, Dusty.....	20-20	582 29.1	106-200	.530	8-29	.276	48-63	.762	59	80	139	7.0	49	0	42	48	6	17	268	13.4		
41	Bauer, Michael.....	20-16	495 24.8	81-177	.458	30-83	.361	29-40	.725	24	53	77	3.9	42	1	30	34	24	12	221	11.1		
40	Holman, Jerry.....	20-4	419 21.0	76-137	.555	0-0	.000	26-36	.722	29	48	77	3.9	51	1	19	31	26	13	178	8.9		
21	Bennett, Travarus..	20-18	526 26.3	52-106	.491	21-46	.457	49-64	.766	41	57	98	4.9	49	0	33	19	13	44	174	8.7		
15	Fleming, Kerwin....	19-5	410 21.6	43-116	.371	17-48	.354	32-49	.653	9	34	43	2.3	43	2	26	29	1	12	135	7.1		
12	Burleson, Kevin....	20-17	523 26.2	43-123	.350	18-64	.281	33-44	.750	12	30	42	2.1	47	2	106	39	7	28	137	6.9		
11	Hargrow, Maurice...	17-0	167 9.8	28-53	.528	5-12	.417	16-22	.727	5	18	23	1.4	9	0	7	10	1	2	77	4.5		
31	Esselink, Steve....	18-0	153 8.5	18-43	.419	8-23	.348	1-2	.500	7	11	18	1.0	10	0	20	17	0	7	45	2.5		
30	Lorang, Justin.....	7-0	30 4.3	6-11	.545	0-2	.000	1-5	.200	0	3	3	0.4	0	0	0	2	0	1	13	1.9		
3	Robinson, Aaron....	16-0	105 6.6	2-19	.105	2-10	.200	5-11	.455	1	9	10	0.6	16	0	14	16	1	10	11	0.7		
24	Bolden, Tyree.....	7-0	17 2.4	1-4	.250	0-1	.000	1-2	.500	2	3	5	0.7	3	0	0	2	0	0	3	0.4		
35	Chall, Randy.....	7-0	16 2.3	0-3	.000	0-0	.000	1-2	.500	0	3	3	0.4	2	0	0	0	0	1	1	0.1		
5	Hokenson, Wade....	7-0	17 2.4	0-2	.000	0-1	.000	0-0	.000	0	3	3	0.4	0	0	2	1	0	0	0	0.0		
TEAM.....										41	30	71	3.6	0									

Total.....	20	4000	559-1186	.471	136-388	.351	292-410	.712	261	454	715	35.8	381	8	323	283	103	162	1546	77.3
Opponents.....	20	4000	467-1106	.422	148-412	.359	329-445	.739	246	429	675	33.8	379	-	275	325	69	147	1411	70.6

TEAM STATISTICS	MINN	OPP	DATE	OPPONENT	W/L	SCORE	ATTEND
SCORING.....	1546	1411	11/17/01	MERCER BEARS	W	80-59	12534
Points per game.....	77.3	70.6	11/21/01	NORTH CAROLINA-ASHEVILLE	W	92-65	12188
Scoring margin.....	+6.8	-	11/24/01	EASTERN WASHINGTON EAGLES	W	86-68	12533
FIELD GOALS-ATT.....	559-1186	467-1106	11/27/01	at Wake Forest	L	79-85	9227
Field goal pct.....	.471	.422	12/1/01	UT-PAN AMERICAN BRONCS	W	89-72	12110
3 POINT FG-ATT.....	136-388	148-412	12/4/01	UNC-WILMINGTON SEAHAWKS	L	50-58	12069
3-point FG pct.....	.351	.359	12/07/01	at Georgia Bulldogs	L	55-77	7158
3-pt FG made per game..	6.8	7.4	12/10/01	OREGON DUCKS	W	75-72	12610
FREE THROWS-ATT.....	292-410	329-445	12/13/01	MARYLAND-EASTERN SHORE HAWKS	W	95-48	12155
Free throw pct.....	.712	.739	12/22/01	NEBRASKA CORNHUSKERS	W	81-72	13435
REBOUNDS.....	715	675	12/30/01	at Texas Tech	L	60-80	14232
Rebounds per game.....	35.8	33.8	*01/02/02	at University of Illinois	L	53-76	16500
Rebounding margin.....	+2.0	-	*1/5/02	MICHIGAN STATE SPARTANS	W	70-67	13696
ASSISTS.....	323	275	*1/9/02	MICHIGAN WOLVERINES	W	90-82	13172
Assists per game.....	16.2	13.8	*01/12/02	at Purdue	W	87-71	12488
TURNOVERS.....	283	325	*1/16/02	at Wisconsin	L	64-73	16363
Turnovers per game.....	14.2	16.3	*01/19/02	at Michigan	L	69-71	11603
Turnover margin.....	+2.1	-	*1/26/02	OHIO STATE BUCKEYES	W	89-71	13838
Assist/turnover ratio..	1.1	0.8	*01/30/02	PENN STATE NITTANY LIONS	W	94-70	13130
STEALS.....	162	147	*2/2/02	INDIANA HOOSIERS	W	88-74	14492
Steals per game.....	8.1	7.4					
BLOCKS.....	103	69					
Blocks per game.....	5.2	3.5					
WINNING STREAK.....	3	-					
Home win streak.....	8	-					
ATTENDANCE.....	167962	87571					
Home games-Avg/Game....	13-12920	7-12510					
Neutral site-Avg/Game..	-	0-0					

SCORE BY PERIODS:	1st	2nd	Total
Minnesota Golden Gophers.....	733	813	- 1546
Opponents.....	643	768	- 1411

University of Minnesota
 Minnesota Golden Gophers Combined Team Statistics (as of Feb 07, 2002)
 Conference games

RECORD:	OVERALL	HOME	AWAY	NEUTRAL
ALL GAMES	(6-3)	(5-0)	(1-3)	(0-0)
CONFERENCE	(6-3)	(5-0)	(1-3)	(0-0)
NON-CONFERENCE	(0-0)	(0-0)	(0-0)	(0-0)

## Player	GP-GS	Min--Avg	---TOTAL---		---3-PTS---		FT-FTA	Pct	---REBOUNDS---				PF	FO	A	TO	Blk	Stl	Pts	Avg
			FG-FGA	Pct	3FG-FGA	Pct			Off	Def	Tot	Avg								
04 Rickert, Rick.....	9-9	243 27.0	52-89	.584	14-28	.500	33-45	.733	11	29	40	4.4	29	1	10	20	9	5	151	16.8
45 Rychart, Dusty.....	9-9	280 31.1	50-91	.549	1-12	.083	17-22	.773	23	32	55	6.1	23	0	20	27	4	9	118	13.1
41 Bauer, Michael.....	9-6	223 24.8	39-76	.513	14-32	.438	8-13	.615	7	21	28	3.1	16	0	17	20	10	5	100	11.1
40 Holman, Jerry.....	9-3	198 22.0	38-61	.623	0-0	.000	8-10	.800	8	22	30	3.3	23	0	10	11	12	3	84	9.3
12 Burleson, Kevin....	9-6	234 26.0	19-47	.404	7-23	.304	22-28	.786	3	17	20	2.2	19	1	44	20	3	9	67	7.4
21 Bennett, Travarus..	9-9	249 27.7	18-35	.514	7-14	.500	23-28	.821	12	38	50	5.6	27	0	19	9	6	21	66	7.3
15 Fleming, Kerwin....	9-3	217 24.1	19-47	.404	8-20	.400	16-29	.552	3	16	19	2.1	19	2	13	15	0	6	62	6.9
30 Lorang, Justin.....	1-0	6 6.0	2-3	.667	0-1	.000	1-2	.500	0	0	0	0.0	0	0	0	0	0	1	5	5.0
11 Hargrow, Maurice...	8-0	77 9.6	13-20	.650	1-2	.500	10-14	.714	2	6	8	1.0	5	0	2	4	0	0	37	4.6
24 Bolden, Tyree.....	1-0	2 2.0	1-1	1.000	0-0	.000	0-0	.000	1	1	2	2.0	1	0	0	0	0	0	2	2.0
31 Esselink, Steve....	8-0	49 6.1	5-8	.625	2-4	.500	0-0	.000	2	2	4	0.5	6	0	6	7	0	2	12	1.5
35 Chall, Randy.....	2-0	3 1.5	0-1	.000	0-0	.000	0-0	.000	0	1	1	0.5	0	0	0	0	0	0	0	0.0
3 Robinson, Aaron....	5-0	16 3.2	0-1	.000	0-1	.000	0-1	.000	0	2	2	0.4	4	0	0	3	0	1	0	0.0
5 Hokenson, Wade....	2-0	3 1.5	0-0	.000	0-0	.000	0-0	.000	0	1	1	0.5	0	0	1	0	0	0	0	0.0
TEAM.....										14	11	25	2.8	0		1				
Total.....	9	1800	256-480	.533	54-137	.394	138-192	.719	86	199	285	31.7	172	4	142	137	44	62	704	78.2
Opponents.....	9	1800	212-505	.420	69-195	.354	162-212	.764	112	167	279	31.0	179	-	128	130	23	69	655	72.8

TEAM STATISTICS	MINN	OPP	DATE	OPPONENT	W/L	SCORE	ATTEND
SCORING.....	704	655	*01/02/02	at University of Illinois	L	53-76	16500
Points per game.....	78.2	72.8	*1/5/02	MICHIGAN STATE SPARTANS	W	70-67	13696
Scoring margin.....	+5.4	-	*1/9/02	MICHIGAN WOLVERINES	W	90-82	13172
FIELD GOALS-ATT.....	256-480	212-505	*01/12/02	at Purdue	W	87-71	12488
Field goal pct.....	.533	.420	*1/16/02	at Wisconsin	L	64-73	16363
3 POINT FG-ATT.....	54-137	69-195	*01/19/02	at Michigan	L	69-71	11603
3-point FG pct.....	.394	.354	*1/26/02	OHIO STATE BUCKEYES	W	89-71	13838
3-pt FG made per game..	6.0	7.7	*01/30/02	PENN STATE NITTANY LIONS	W	94-70	13130
FREE THROWS-ATT.....	138-192	162-212	*2/2/02	INDIANA HOOSIERS	W	88-74	14492
Free throw pct.....	.719	.764					
REBOUNDS.....	285	279					
Rebounds per game.....	31.7	31.0					
Rebounding margin.....	+0.7	-					
ASSISTS.....	142	128					
Assists per game.....	15.8	14.2					
TURNOVERS.....	137	130					
Turnovers per game.....	15.2	14.4					
Turnover margin.....	-0.8	-					
Assist/turnover ratio..	1.0	1.0					
STEALS.....	62	69					
Steals per game.....	6.9	7.7					
BLOCKS.....	44	23					
Blocks per game.....	4.9	2.6					
WINNING STREAK.....	3	-					
Home win streak.....	5	-					
ATTENDANCE.....	68328	56954					
Home games-Avg/Game....	5-13666	4-14238					
Neutral site-Avg/Game..	-	0-0					

SCORE BY PERIODS:	1st	2nd	Total
Minnesota Golden Gophers.....	322	382	- 704
Opponents.....	315	340	- 655

University of Minnesota
Minnesota Golden Gophers Team Game-by-Game (as of Feb 07, 2002)
All games

TEAM STATISTICS

Opponent	Date	Score	W/L	---TOTAL---		--3-PTRS--		FT-FTA		----REBOUNDS-----				PF	A	TO	Blk	Stl	Pts---Avg	
				FG-FGA	Pct	3FG-FGA	Pct	Off	Def	Tot	Avg	Pts	Avg							
MERCER BEARS	11/17/01	80-59	W	28-69	.406	9-29	.310	15-24	.625	20	26	46	46.0	21	19	10	5	10	80	80.0
NORTH CAROLINA-ASHEVI	11/21/01	92-65	W	39-74	.527	6-17	.353	8-11	.727	20	19	39	42.5	13	26	12	4	15	92	86.0
EASTERN WASHINGTON EA	11/24/01	86-68	W	30-55	.545	9-21	.429	17-28	.607	10	23	33	39.3	20	21	17	10	12	86	86.0
at Wake Forest	11/27/01	79-85	L	30-73	.411	9-26	.346	10-12	.833	20	21	41	39.8	23	9	11	2	7	79	84.2
UT-PAN AMERICAN BRONC	12/1/01	89-72	W	29-61	.475	8-17	.471	23-27	.852	14	23	37	39.2	20	16	16	8	11	89	85.2
UNC-WILMINGTON SEAHAW	12/4/01	50-58	L	19-52	.365	7-20	.350	5-9	.556	10	26	36	38.7	19	11	16	12	5	50	79.3
at Georgia Bulldogs	12/07/01	55-77	L	19-66	.288	4-24	.167	13-20	.650	21	26	47	39.9	17	7	20	6	7	55	75.9
OREGON DUCKS	12/10/01	75-72	W	26-65	.400	6-24	.250	17-23	.739	15	20	35	39.2	14	13	9	2	9	75	75.8
MARYLAND-EASTERN SHOR	12/13/01	95-48	W	32-58	.552	9-19	.474	22-28	.786	13	29	42	39.6	15	25	13	6	9	95	77.9
NEBRASKA CORNHUSKERS	12/22/01	81-72	W	29-60	.483	9-25	.360	14-21	.667	14	19	33	38.9	19	18	11	3	11	81	78.2
at Texas Tech	12/30/01	60-80	L	22-73	.301	6-29	.207	10-15	.667	18	23	41	39.1	28	16	11	1	4	60	76.5
at University of Illi	01/02/02	53-76	L	22-54	.407	3-13	.231	6-11	.545	10	18	28	38.2	19	14	17	4	6	53	74.6
MICHIGAN STATE SPARTA	1/5/02	70-67	W	22-49	.449	5-16	.313	21-29	.724	7	19	26	37.2	17	12	11	8	8	70	74.2
MICHIGAN WOLVERINES	1/9/02	90-82	W	34-49	.694	8-13	.615	14-20	.700	7	25	32	36.9	19	17	23	7	5	90	75.4
at Purdue	01/12/02	87-71	W	31-52	.596	8-16	.500	17-22	.773	7	22	29	36.3	17	16	19	1	9	87	76.1
at Wisconsin	1/16/02	64-73	L	25-55	.455	3-17	.176	11-18	.611	14	27	41	36.6	25	11	20	4	3	64	75.4
at Michigan	01/19/02	69-71	L	24-55	.436	6-17	.353	15-20	.750	14	21	35	36.5	17	15	16	1	6	69	75.0
OHIO STATE BUCKEYES	1/26/02	89-71	W	30-50	.600	9-15	.600	20-24	.833	6	21	27	36.0	19	18	11	8	5	89	75.8
PENN STATE NITTANY LI	01/30/02	94-70	W	36-58	.621	4-11	.364	18-24	.750	15	23	38	36.1	20	24	12	4	9	94	76.7
INDIANA HOOSIERS	2/2/02	88-74	W	32-58	.552	8-19	.421	16-24	.667	6	23	29	35.8	19	15	8	7	11	88	77.3
Minnesota Golden Gophers		1546		559-1186	.471	136-388	.351	292-410	.712	261	454	715	35.8	381	323	283	103	162	1546	77.3
Opponents		1411		467-1106	.422	148-412	.359	329-445	.739	246	429	675	33.8	379	275	325	69	147	1411	70.6

Games played: 20
Points/game: 77.3
FG Pct: 47.1
3FG Pct: 35.1
FT Pct: 71.2

Rebounds/game: 35.8
Assists/game: 16.2
Turnovers/game: 14.2
Assist/turnover ratio: 1.1
Steals/game: 8.1
Blocks/game: 5.2

University of Minnesota
 Minnesota Golden Gophers Game-by-Game Points-Rebounds-Assists (as of Feb 07, 2002)
 All games

Opponent	Date	Score	WL	1 RICKERT,R	3 ROBINSON,	5 HOKENSON,	11 HARGROW,M	12 BURLESON,	15 FLEMING,K	21 BENNETT,T	24 BOLDEN,TY	30 LORANG,JU
MERCER BEARS	11/17/01	80-59	W	17- 6- 1	1- 3- 3	0- 0- 0	7- 1- 0	4- 3- 4	5- 1- 1	1- 1- 4	0- 0- 0	0- 1- 0
NORTH CAROLINA-ASHEVILL	11/21/01	92-65	W	15- 4- 3	0- 0- 2	0- 0- 0	11- 2- 1	0- 2-11	6- 0- 1	11- 5- 1	1- 1- 0	4- 1- 0
EASTERN WASHINGTON EAGL	11/24/01	86-68	W	14-10- 2	5- 0- 2	0- 0- 0	2- 3- 0	6- 2- 8	7- 2- 2	7- 3- 1	0- 0- 0	2- 0- 0
at Wake Forest	11/27/01	79-85	L	9- 5- 2	0- 0- 0	DNP	0- 0- 0	12- 0- 4	9- 1- 2	12- 7- 0	DNP	DNP
UT-PAN AMERICAN BRONCS	12/1/01	89-72	W	8- 5- 4	2- 0- 2	DNP	4- 3- 0	10- 3- 6	7- 6- 1	19- 4- 0	0- 0- 0	0- 0- 0
UNC-WILMINGTON SEAHAWKS	12/4/01	50-58	L	13- 6- 1	3- 2- 0	DNP	5- 1- 1	8- 2- 5	4- 5- 1	0- 0- 0	DNP	DNP
at Georgia Bulldogs	12/07/01	55-77	L	7- 7- 0	0- 1- 0	0- 1- 1	7- 3- 0	4- 0- 1	5- 4- 1	8- 6- 2	DNP	DNP
OREGON DUCKS	12/10/01	75-72	W	28- 9- 0	0- 0- 0	DNP	DNP	6- 1- 5	14- 3- 2	11- 5- 0	DNP	DNP
MARYLAND-EASTERN SHORE	12/13/01	95-48	W	5- 4- 1	0- 2- 4	0- 1- 0	DNP	5- 4- 8	8- 0- 1	16- 2- 2	0- 2- 0	2- 0- 0
NEBRASKA CORNHUSKERS	12/22/01	81-72	W	14- 3- 0	0- 0- 1	DNP	2- 0- 2	9- 0- 5	8- 2- 1	8- 5- 1	DNP	DNP
at Texas Tech	12/30/01	60-80	L	2- 4- 0	0- 0- 0	DNP	2- 2- 1	6- 5- 5	DNP	15-10- 3	0- 0- 0	0- 1- 0
at University of Illino	01/02/02	53-76	L	5- 1- 1	0- 0- 0	0- 1- 0	0- 0- 0	0- 2- 4	4- 0- 1	6- 7- 3	DNP	DNP
MICHIGAN STATE SPARTANS	1/5/02	70-67	W	15- 4- 2	DNP	DNP	DNP	5- 2- 2	6- 3- 1	7- 3- 1	DNP	DNP
MICHIGAN WOLVERINES	1/9/02	90-82	W	7- 3- 0	0- 0- 0	DNP	6- 1- 0	19- 3- 4	7- 1- 2	5- 3- 3	DNP	DNP
at Purdue	01/12/02	87-71	W	24- 7- 1	0- 0- 0	DNP	2- 0- 1	24- 3- 5	7- 1- 1	7- 6- 2	DNP	DNP
at Wisconsin	1/16/02	64-73	L	13- 7- 0	0- 0- 0	DNP	3- 1- 0	2- 0- 3	9- 3- 2	9- 8- 3	DNP	DNP
at Michigan	01/19/02	69-71	L	15- 3- 2	DNP	DNP	5- 3- 0	6- 4- 8	3- 4- 1	3- 4- 1	DNP	DNP
OHIO STATE BUCKEYES	1/26/02	89-71	W	19- 4- 1	DNP	DNP	6- 1- 0	6- 1- 9	9- 2- 3	21- 7- 2	DNP	DNP
PENN STATE NITTANY LION	01/30/02	94-70	W	26- 5- 2	0- 2- 0	0- 0- 1	6- 2- 1	2- 2- 5	5- 4- 0	4- 4- 2	2- 2- 0	5- 0- 0
INDIANA HOOSIERS	2/2/02	88-74	W	27- 6- 1	DNP	DNP	9- 0- 0	3- 3- 4	12- 1- 2	4- 8- 2	DNP	DNP

Opponent	Date	Score	WL	31 ESSELINK,	35 CHALL,RAN	40 HOLMAN,JE	41 BAUER,MIC	45 RYCHART,D
MERCER BEARS	11/17/01	80-59	W	0- 3- 2	0- 1- 0	17- 6- 1	18- 8- 1	10- 9- 2
NORTH CAROLINA-ASHEVILL	11/21/01	92-65	W	2- 1- 1	0- 1- 0	14- 6- 1	19- 2- 3	9- 7- 2
EASTERN WASHINGTON EAGL	11/24/01	86-68	W	5- 3- 2	1- 0- 0	14- 3- 0	17- 2- 0	6- 2- 4
at Wake Forest	11/27/01	79-85	L	0- 0- 0	DNP	4- 7- 1	11- 5- 0	22-13- 0
UT-PAN AMERICAN BRONCS	12/1/01	89-72	W	0- 0- 0	DNP	8- 1- 1	13- 4- 1	18- 6- 1
UNC-WILMINGTON SEAHAWKS	12/4/01	50-58	L	DNP	DNP	4- 4- 0	3- 5- 1	10- 4- 2
at Georgia Bulldogs	12/07/01	55-77	L	5- 2- 0	0- 0- 0	7- 4- 1	2- 4- 1	10-11- 0
OREGON DUCKS	12/10/01	75-72	W	0- 0- 3	DNP	4- 3- 1	2- 7- 0	10- 5- 2
MARYLAND-EASTERN SHORE	12/13/01	95-48	W	12- 1- 2	0- 0- 0	15- 8- 2	15- 2- 3	17-10- 2
NEBRASKA CORNHUSKERS	12/22/01	81-72	W	2- 3- 0	DNP	5- 3- 1	15- 4- 3	18- 9- 4
at Texas Tech	12/30/01	60-80	L	7- 1- 4	DNP	2- 2- 0	6- 6- 0	20- 8- 3
at University of Illino	01/02/02	53-76	L	5- 1- 0	0- 1- 0	10- 2- 1	16- 4- 1	7- 5- 3
MICHIGAN STATE SPARTANS	1/5/02	70-67	W	0- 0- 1	DNP	16- 3- 0	12- 3- 3	9- 5- 2
MICHIGAN WOLVERINES	1/9/02	90-82	W	0- 0- 2	DNP	12- 3- 3	15- 7- 2	19- 7- 1
at Purdue	01/12/02	87-71	W	3- 2- 0	DNP	2- 1- 1	4- 3- 3	14- 5- 2
at Wisconsin	1/16/02	64-73	L	0- 0- 0	DNP	4- 3- 0	7- 7- 1	17-10- 2
at Michigan	01/19/02	69-71	L	0- 0- 0	DNP	6- 3- 0	17- 2- 2	14- 9- 1
OHIO STATE BUCKEYES	1/26/02	89-71	W	0- 0- 0	DNP	12- 4- 2	6- 0- 0	10- 5- 1
PENN STATE NITTANY LION	01/30/02	94-70	W	4- 1- 3	0- 0- 0	14- 8- 2	12- 2- 3	14- 3- 5
INDIANA HOOSIERS	2/2/02	88-74	W	DNP	DNP	8- 3- 1	11- 0- 2	14- 6- 3

University of Minnesota
 Minnesota Golden Gophers Game-by-Game Highs (as of Feb 07, 2002)
 All games

Opponent	Date	Score	WL	POINTS	REBOUNDS	ASSISTS	STEALS	BLOCKED SHOTS
MERCER BEARS	11/17/01	80-59	W	18-Bauer, Michae	9-Rychart, Dust	4-Bennett, Trav Burleson, Kev	3-Bennett, Trav	4-Rickert, Rick
NORTH CAROLINA-ASHEVILLE	11/21/01	92-65	W	19-Bauer, Michae	7-Rychart, Dust	11-Burleson, Kev	4-Bennett, Trav	1-Holman, Jerry Rychart, Dust Bauer, Michae Rickert, Rick
EASTERN WASHINGTON EAGLES	11/24/01	86-68	W	17-Bauer, Michae	10-Rickert, Rick	8-Burleson, Kev	4-Bennett, Trav	5-Rickert, Rick
at Wake Forest	11/27/01	79-85	L	22-Rychart, Dust	13-Rychart, Dust	4-Burleson, Kev	2-Holman, Jerry Rickert, Rick	1-Burleson, Kev Holman, Jerry
UT-PAN AMERICAN BRONCS	12/1/01	89-72	W	19-Bennett, Trav	6-Fleming, Kerw Rychart, Dust	6-Burleson, Kev	4-Burleson, Kev	3-Bennett, Trav
UNC-WILMINGTON SEAHAWKS	12/4/01	50-58	L	13-Rickert, Rick	6-Rickert, Rick	5-Burleson, Kev	2-Fleming, Kerw Burleson, Kev	4-Rickert, Rick Holman, Jerry
at Georgia Bulldogs	12/07/01	55-77	L	10-Rychart, Dust	11-Rychart, Dust	2-Bennett, Trav	1-Chall, Randy Rychart, Dust Hargrow, Maur Rickert, Rick Bauer, Michae Burleson, Kev Bennett, Trav	2-Bauer, Michae Holman, Jerry
OREGON DUCKS	12/10/01	75-72	W	28-Rickert, Rick	9-Rickert, Rick	5-Burleson, Kev	4-Burleson, Kev	1-Bauer, Michae Holman, Jerry
MARYLAND-EASTERN SHORE HA	12/13/01	95-48	W	17-Rychart, Dust	10-Rychart, Dust	8-Burleson, Kev	3-Bauer, Michae	2-Holman, Jerry
NEBRASKA CORNHUSKERS	12/22/01	81-72	W	18-Rychart, Dust	9-Rychart, Dust	5-Burleson, Kev	4-Bennett, Trav	3-Bauer, Michae
at Texas Tech	12/30/01	60-80	L	20-Rychart, Dust	10-Bennett, Trav	5-Burleson, Kev	2-Rychart, Dust	1-Burleson, Kev
at University of Illinois	01/02/02	53-76	L	16-Bauer, Michae	7-Bennett, Trav	4-Burleson, Kev	3-Rychart, Dust	1-Rickert, Rick Rychart, Dust Bennett, Trav Bauer, Michae
MICHIGAN STATE SPARTANS	1/5/02	70-67	W	16-Holman, Jerry	5-Rychart, Dust	3-Bauer, Michae	4-Bennett, Trav	4-Bauer, Michae
MICHIGAN WOLVERINES	1/9/02	90-82	W	19-Rychart, Dust Burleson, Kev	7-Bauer, Michae Rychart, Dust	4-Burleson, Kev	3-Bennett, Trav	3-Holman, Jerry
at Purdue	01/12/02	87-71	W	24-Rickert, Rick Burleson, Kev	7-Rickert, Rick	5-Burleson, Kev	2-Rickert, Rick Bennett, Trav	1-Holman, Jerry
at Wisconsin	1/16/02	64-73	L	17-Rychart, Dust	10-Rychart, Dust	3-Bennett, Trav Burleson, Kev	1-Burleson, Kev Bauer, Michae Bennett, Trav	2-Bauer, Michae
at Michigan	01/19/02	69-71	L	17-Bauer, Michae	9-Rychart, Dust	8-Burleson, Kev	4-Bennett, Trav	1-Rickert, Rick
OHIO STATE BUCKEYES	1/26/02	89-71	W	21-Bennett, Trav	7-Bennett, Trav	9-Burleson, Kev	2-Burleson, Kev Bennett, Trav	3-Holman, Jerry
PENN STATE NITTANY LIONS	01/30/02	94-70	W	26-Rickert, Rick	8-Holman, Jerry	5-Burleson, Kev Rychart, Dust	2-Rychart, Dust	3-Holman, Jerry
INDIANA HOOSIERS	2/2/02	88-74	W	27-Rickert, Rick	8-Bennett, Trav	4-Burleson, Kev	4-Bennett, Trav	3-Bennett, Trav

MHR
8291h

218 Elmer Anderson

MINNESOTA



Golden Gopher BASKETBALL

Minnesota Media Relations
 BB contact: Kyle Coughlin
 Assistant Media Relations Director
 Phone: 612.625.4090
 Fax: 612.625.0359
 email: cough002@umn.edu

Minnesota Men's Media Relations, 516 15th Ave. SE, 244 Bierman Field Athletic Building, Minneapolis, Minn. 55455

www.gophersports.com

2001-02 SCHEDULE

Date	Opponent	Time/Result
Nov. 8	Harlem Globetrotters (exh.)	L, 70-79
Nov. 12	Minnesota-Duluth (exh.)	W, 67-59
Nov. 17	Mercer	W, 80-59
Nov. 21	UNC-Asheville	W, 92-65
Nov. 24	Eastern Washington	W, 86-68
Nov. 27	at Wake Forest* (ESPN2)	L, 79-85
Dec. 1	Texas Pan-American	W, 89-72
Dec. 4	UNC-Wilmington	L, 50-58
Dec. 7	at Georgia	L, 55-77
Dec. 10	Oregon (ESPN2)	W, 75-72
Dec. 13	Maryland-Eastern Shore	W, 95-48
Dec. 22	Nebraska	W, 81-72
Dec. 30	at Texas Tech (KSTC-Ch. 45)	L, 60-80
Jan. 2	at #7 Illinois (KSTC-Ch. 45)	L, 53-76
Jan. 5	#17 Michigan State (VSN/Ch. 45)	W, 70-67
Jan. 9	Michigan (KSTC-Ch. 45)	W, 90-82
Jan. 12	at Purdue (KSTC-Ch. 45)	W, 87-71
Jan. 16	at Wisconsin (KSTC-Ch. 45)	L, 64-73
Jan. 19	at Michigan (KSTC-Ch. 45)	L, 69-71
Jan. 26	#20 Ohio State (KSTC-Ch. 45)	W, 89-71
Jan. 30	Penn State (KSTC-Ch. 45)	W, 94-70
Feb. 2	#25 Indiana (KSTC-Ch. 45)	W, 88-74
Feb. 9	at Iowa (KSTC-Ch. 45)	W, 86-78
Feb. 13	at Northwestern (KSTC-Ch. 45)	7:00 p.m.
Feb. 16	Wisconsin (KSTP-Ch. 5)	1:30 p.m.
Feb. 21	at Michigan State (ESPN)	6:00 p.m.
Feb. 23	at Penn State (KSTP-Ch. 5)	11:15 a.m.
Feb. 27	Northwestern (VSN/Ch. 45)	7:00 p.m.
Mar. 2/3	Illinois (Ch. 45/CBS)	7/3:00 p.m.
Mar. 7-10	Big Ten Tournament (Conseco Fieldhouse, Indianapolis, Ind.)	


*Times and dates subject to change
 All times central
 VSN = Victory Sports Network
 * Big Ten/ACC Challenge*

Minnesota Golden Gophers (14-7, 7-3 Big Ten)

vs.

Northwestern Wildcats (13-9, 4-6 Big Ten)

Feb. 13, 2002 • 7:00 p.m.
 Welsh-Ryan Arena
 Evanston, Ill.



Television: KSTC-Ch. 45 (ESPN+)
 Tom Hamilton (pbp), Shon Morris (analyst)
Radio: WCCO AM 830
 Dave Lee (pbp), Kevin Lynch (analyst)

THE MATCHUP

The Golden Gophers won their second game away from Williams Arena Saturday defeating Iowa in Iowa City, 86-78. Minnesota is riding a season-high four-game winning streak. Northwestern was defeated at Wisconsin, 73-44, also on Saturday. This will be the first of two meetings in a two-week span between these teams. In conference games, Minnesota leads the Big Ten in scoring offense (79.0 ppg) while the Wildcats lead the league in scoring defense (59.1 ppg).

SCOUTING THE WILDCATS

Northwestern has won five of its last eight games and are 8-2 in the friendly confines of Welsh-Ryan Arena. After suffering through multiple years of having only freshmen and sophomores, the 'Cats finally have some upperclassmen. NU is led by junior forward Winston Blake. Blake averages 13.9 points and 4.1 rebounds per game. One of the most underrated players in the conference is senior forward Tavarus Hardy. Hardy averages 12.4 points and 6.5 rebounds per game and has 12 career double-doubles.

**records involve games later vacated by Minnesota due to NCAA infractions.*

THE SERIES

Minnesota leads the series 89-51*. In Evanston, the Golden Gophers lead 37-34*. Minnesota won last year's meeting in Evanston, 66-59.
Last year's meetings:
 Feb. 6, 2000 UM 66, NU 59
Northwestern's last win in series:
 Jan. 6, 1999 NU 58, UM 55 (Williams Arena)
Northwestern's last win in Evanston:
 Jan. 7, 1998 NU 66, UM 59

TIEBREAKERS

With Minnesota's win over Iowa, the Gophers are 4-0 against the teams they only face once in the regular season. Minnesota is 1-0 against Indiana, Ohio State, Purdue and Iowa.

WHAT'S NEXT

Minnesota returns home Saturday to face the Wisconsin Badgers at 1:30 p.m. The game can be seen locally on KSTP Channel 5.

PROBABLE STARTING LINEUPS

MINNESOTA	PPG	RPG	OTHER	NORTHWESTERN	PPG	RPG	OTHER
F Dusty Rychart	13.5	7.2	53% fg	F Tavarus Hardy	12.4	6.5	2.5 apg
F Rick Rickert	14.6	5.1	55% fg	F Winston Blake	13.9	4.1	1.8 apg
C Jerry Holman	8.9	3.8	27 blks	C Aaron Jennings	5.5	3.2	1.1 apg
G Kerwin Fleming	7.2	2.3	1.3 apg	G Collier Drayton	4.3	4.2	3.8 apg
G Travarus Bennett	8.8	4.9	2.3 spg	G Jitim Young	13.0	3.5	1.7 apg

Officials: Ed Hightower, Art McDonald, John Higgins

HEAD COACH DAN MONSON



Now entering his third season in charge of the Minnesota basketball program, Dan Monson has again established himself as one of the best young coaches in the college ranks and has thrust the Golden Gophers back onto the national scene.

Despite scholarship limitations and injuries to two key starters, Monson brought the Maroon and Gold to the postseason in just his second year. An NIT appearance and a second-round loss to eventual champion Tulsa did nothing to dampen the remarkable job Monson and his staff did in 2000-01. Monson's Minnesota record is 44-37 and his overall four-year coaching record is 96-54.

Monson has also shown the country that he can be an effective recruiter. Monson's second recruiting class in Gold Country netted one of the top 10 classes in the nation, according to many recruiting publications. National Junior College All-American Jerry Holman and McDonald's All-American Rick Rickert will make an immediate impact in 2001-02.

Monson was named the Minnesota head coach on July 24, 1999. In his first year at the helm of the Minnesota program, Monson led the Golden Gophers to a 12-16 finish which included a six-game winning streak (11/20-12/11).

Monson led the Gonzaga Bulldogs within a breath of the Final Four three years ago. Along the way, his team defeated such notable NCAA powers as Stanford (82-74), Florida (73-72) and the Golden Gophers (75-63), before bowing out to eventual national champion Connecticut, 67-62.

Monson spent 11 years building the Gonzaga program. He began as an assistant coach in 1988 and spent six years laying the groundwork for the Bulldogs' success. In 1994-95, he was elevated to associate head coach under Head Coach Dan Fitzgerald who was also the athletics director. Three years later, Monson took over full control of the Gonzaga program. He had an immediate impact, leading the Bulldogs to a West Coast Conference title and advancing to the second round of the NIT. Along the way, the team set a school record for wins with 24. Monson was the first coach in West Coast Conference history to capture the regular-season title in his rookie season. For his efforts, his WCC peers voted him Coach of the Year and *Basketball Times* accorded him national Rookie Coach of the Year. His record in two seasons as head coach of the Zags was 52-17, with an impressive 4-2 mark in postseason play.

IOWA RECAP

Utilizing a 20-2 run to open the second half, along with 23 points and five rebounds by Rick Rickert, the Minnesota Golden Gophers downed the Iowa Hawkeyes, 86-78 in Iowa City, Iowa, Saturday afternoon.

The win marked Minnesota's fourth consecutive, as the Golden Gophers chalked up their second road victory of the season. Rickert posted double figures for the seventh consecutive game, while Dusty Rychart added 15 points and 13 rebounds for his fifth double-double of the season and 19th of his career. Rychart has scored in double figures in eight straight games.

Trailing 45-36 at halftime, the Gophers came out of the intermission on fire, scoring 20 of the second half's first 22 points. Minnesota upped its lead to as much as 12 points at 62-50 before a Hawkeye comeback. After scoring 14 points in the first half, Iowa's Luke Recker scored his first second half points when he drilled a three-pointer to get the Hawks within six at 70-63. Iowa continued on an 11-2 run to get within two, but Kerwin Fleming made a pair of free throws to stem the tide.

Iowa was able to get within one following another Recker trey with just over three minutes remaining, but Rickert made five consecutive free throws to give the Gophers some breathing room.

IOWA GAME NOTES

- The last time Minnesota won four straight Big Ten conference games was in 1996-97 when they won 12 straight. Those games were later vacated. Not counting vacated games, the last time Minnesota won four straight conference games was in 1989-90 (2/17 at Northwestern, 90-72; 2/22 vs. Wisconsin, 68-67; 2/24 at Iowa, 102-80; 3/1 at Indiana, 75-70).
- Minnesota has won four in a row when trailing at the half.
- Minnesota's 86 points is the most allowed by Iowa this season.
- Minnesota shot over 50 percent from the field for the fourth straight game. In the Gophers' last four wins, have gone 125-214 from the field (58.4 percent). In the second half of those games, the Gophers have made 63-of-96 shots (65.6 percent).
- In the last four games, Minnesota is averaging 89.3 points per game.
- Rick Rickert topped the 20-point mark for the fourth time in the last seven games and the fifth time this season. He is averaging 21.0 ppg in the last seven contests.
- Rickert reached double figures for the seventh straight game and the 14th time this season.
- Rickert is the first Minnesota player to have three straight 20-point games since Quincy Lewis had 10 straight in 1999-2000.
- With 15 points and 13 rebounds, Dusty Rychart recorded his fifth double-double of the year and 19th of his career.
- Dusty Rychart scored in double figures for the eighth straight game and the 17th time this season. He has reached double-digits 65 times in his career.

STATISTICAL COMPARISON

Minnesota vs. Northwestern

Category	NU	MINN
Record	13-9	14-7
Scoring Average	61.1	77.7
Opponent Scoring	58.5	70.9
Scoring Margin	+2.7	+6.8
Rebound Average	30.9	35.7
Opponent Rebounds	35.4	33.8
Rebound Margin	-4.5	+1.9
Field Goal Pct.	.434	.475
Opponent Field Goal Pct.	.404	.419
3-Point Field Goal Pct.	.363	.351
Free Throw Pct.	.615	.715
Assists Average	14.8	16.1
Turnovers Average	13.5	14.4
Blocks Average	2.8	5.1
Steals Average	7.9	8.1

- Michael Bauer scored in double figures for the 14th time this season and the 29th time in his career.
- Travarus Bennett scored in double figures for the eighth time this season and the 12th time in his career.
- Travarus Bennett tied a season-high with four steals. He has had four steals in a game seven times this season.
- Bennett played a career-high 35 minutes.
- Minnesota's seven Big Ten wins is the most under Dan Monson.

LIGHTING UP THE OPPOSITION

Over the last four games, the Golden Gophers have

MINNESOTA QUICK FACTS

University Information

Location: Minneapolis, Minn.
Enrollment: 45,615
Colors: Maroon & Gold
Conference: Big Ten
Arena: Williams Arena (14,625)
President: Mark Yudof
Vice President/Chief of Staff: Tonya Moten Brown
Faculty Athletics Representative: Dr. Richard Weinberg
Director of Men's Athletics: Tom Moe

Team Information

Head Coach: Dan Monson (Idaho, 1985)
Career Record: 96-54 (four+ years)
Record at Minnesota: 44-37 (two+ years)
Associate Head Coach: Mike Petersen (third year)
Assistant Coaches: Bill Walker (third year), Arthur Prevost (third year)
Dir. of BB Operations: Vic Couch (second year)
2000-01 Overall Record: 18-14 (reached second round of NIT)
2000-01 Big Ten Record/Finish: 5-11 (9th)
Lettermen Returning/Lost: 7/3

MEDIA INFORMATION

PRACTICE ACCESS

As a rule, practice will be open to the media for the first 30 minutes of each workout except on game days. This is subject to change at the coaches discretion. All player interviews will be conducted before practice in the half hour preceding the team's workout. Coach Monson will be available for brief interviews during the first half hour of practice. Practice on weekdays is usually 2-5 p.m. Please check with Kyle Coughlin about practice times and all interview requests at least 24 hours in advance.

POSTGAME PROCEDURES:

Minnesota complies with an equal-access policy. Following a 10 minute cooling-off period, both coaches are available in the Interview Room on the lower level of the east end of Williams Arena. Minnesota players are available in the players lounge area adjacent to the Gopher locker room following the cooling-off period. Visiting team players generally conduct their player interviews in the lower level hallway outside their locker room.

GOLDEN GOPHERS ON THE INTERNET:

Minnesota Golden Gopher basketball stats, releases and game notes are available on the internet at www.gophersports.com. Information on the Big Ten Conference is available via the internet at www.bigten.org.

BIG TEN TELECONFERENCE:

When: Every Monday from 9-11 a.m. (central)

How long: Beginning Jan. 7, with the final call scheduled for Mar. 4, 2002.

Who: Each Big Ten men's head coach is invited to participate on the weekly teleconferences. Participation will not be mandatory, therefore, some coaches may not be available each week.

Call: Contact the Big Ten office at 847-696-1010 for the teleconference phone number and play-back number.

Order of Appearance

9:00 a.m. Bill Self, Illinois
 9:10 a.m. Steve Alford, Iowa
 9:20 a.m. **Dan Monson, Minnesota**
 9:30 a.m. Bill Carmody, Northwestern
 9:40 a.m. Jerry Dunn, Penn State
 9:50 a.m. Gene Keady, Purdue
 10:00 a.m. Tom Izzo, Michigan State
 10:10 a.m. Bo Ryan, Wisconsin
 10:20 a.m. Tommy Amaker, Michigan
 10:30 a.m. Jim O'Brien, Ohio State
 10:40 a.m. Mike Davis, Indiana
 10:50 a.m. Player of the Week (if available)

scorched opposing defenses. The Maroon and Gold are averaging 89.3 points per game and have posted opponent scoring highs in each of those four games against Ohio State, Penn State, Indiana and Iowa. Minnesota leads the league in scoring offense in conference games averaging 79.0 points per contest. The Gophers also lead the Big Ten in field goal percentage shooting a crisp .536 from the field in conference play. Michigan State is second at .477.

RICKERT - BEST FRESHMAN IN THE BIG TEN

Rickert is making a strong case for Big Ten Freshman of the Year. In conference games, he is averaging 17.4 points per game which is third-best in the league. Rickert ranks fifth in field goal percentage (59-99, .596), is seventh in three-point field goal accuracy (15-32, .469) and 10th in blocked shots (1.10). He scored 24 points at Purdue on Jan. 12, 19 points against Ohio State on Jan. 26, 26 against Penn State (1/30), 27 vs. Indiana (2/2) and 23 at Iowa (2/9).

Overall, Rickert is 10th in scoring and leads all freshmen at 14.6 ppg. He is 15th in rebounding, second among freshmen (5.1 rpg), and ninth in blocked shots (1.24 bpg).

Against Oregon (Dec. 10) on national television, Rickert erupted for 28 points and nine rebounds to lead the Golden Gophers to a three-point victory. It was the most points scored by a Gopher freshman since Randy Carter scored 29 against Northwestern on Jan. 26, 1991. And it was also the most points scored by any true freshman in the Big Ten since 1998. He recorded Minnesota's first double-double of the year with 14 points and 10 rebounds vs. Eastern Washington (11/24). He also had five blocks vs. the Eagles, the most by a Golden Gopher since Joel Pryzbilla had six on Feb. 5, 2000.

TRAVARUS BENNETT - BEST DEFENDER IN THE BIG TEN

Senior guard/forward Travarus Bennett has emerged into one of, if not the best, defensive player in the conference. Consider: Bennett leads the Big Ten in all games with an average of 2.29 steals per game and in conference games with 2.50 steals per game. He has recorded four steals in a game seven times this season, the last being at Iowa on Feb. 9. Add to this, an average of 4.9 rebounds per game and 14 blocks this season. Not bad for a player that spends most of his time chasing the opponents' top scorer every game.

Bennett is the Gophers "glue guy." He brings it all together for the Maroon and Gold. Versus Ohio State on Jan. 26, Bennett was perfect from the field (6-6) and from the free-throw line (6-6) to score a career-high 21 points. He also led the team with seven boards to go along with two assists, two steals and a block.

Against Texas Tech, Bennett recorded his first double-double of the season with 15 points and 10 rebounds. It was his second double-double of his career (at Northwestern (2/6/01).

'T is averaging 8.8 points per game. Bennett is fourth in all games in three-point FG pct. with a .468 mark and ninth in offensive rebounds at 2.00

GOPHERS IN THE RECORD BOOKS

Kevin Burleson

CATEGORY	NO.	RANK
Career Three Pointers Made	103	6th
Career Three Pointers Attempted	311	5th
Career Assists	239	9th

Dusty Rychart

CATEGORY	PCT.	ATT.	RANK
Free Throw Percentage	.773	238-308	6th
Field Goal Percentage	.511	442-865	t-6th

Needs 37 points to move into 20th place on career scoring list.

Michael Bauer

CATEGORY	NO.	RANK
Career Three Pointers Made	71	10th

per game. In conference games, Bennett is 13th in rebounding (5.5 rpg) and eighth in free throw percentage (.821).

RYCHART SURPASSES 1,000 CAREER POINTS

Senior forward Dusty Rychart became the 31st player in Golden Gopher basketball history to score more than 1,000 points. The former walk-on scored 20 points at Texas Tech and moved into the top 30 on the scoring list. Currently, Rychart stands in 21st place with 1,146 points in his career. Darryl Mitchell, who played from 1979-82, is in 20th place with 1,182 points.

THE MOST OVERLOOKED BIG TEN PLAYER

Fifth-year senior forward Dusty Rychart doesn't get the recognition or the credit he deserves around the conference or country. Rychart added to his ever-growing double-double total at Iowa on Feb. 9 with 15 points and 13 rebounds.

He has five double-doubles on the season and 19 for his career. Rychart's other double-doubles this season are: 17 points and 10 rebounds vs. Maryland-Eastern Shore on Dec. 13; at Georgia on Dec. 7 (10 points and 11 rebounds); and at Wake Forest 22 points, 13 rebounds on Nov. 27 and 17 points and 10 rebounds at Wisconsin on Jan. 16.

Rychart stands third among active Big Ten players in career double-doubles. Reggie Evans of Iowa has 35 and LaVell Blanchard of Michigan has 21.

Rychart ranks in the top 15 in overall games in five separate categories. Points (13.5 - 14th); rebounds (7.2 - 3rd); field goal percentage (8th - .534); offensive rebounds (2nd - 3.14); and defensive rebounds (8th - 4.10).

"Dusty is the epitome of this program," said Monson. "He may not be the most physically-gifted player, or tall enough or quick enough all the time, but this game is about productivity and Dusty has out-produced a lot of players in this league."

Rychart was featured in the Jan. 21st edition of *ESPN the Magazine*.

RICKERT NAMED BIG TEN PLAYER OF THE WEEK

Freshman Rick Rickert was named Big Ten Player of

IN THE PAINT ON FOX SPORTS NET

"In the Paint" with Dan Monson will be seen on Fox Sports North this season. The program will air 15 times during the 2001-02 season. Starting on December 10, fans can catch a half-hour show dedicated to the Golden Gopher basketball program hosted by Mike Max.

Monday, Dec. 10 — 5 p.m.
Wednesday, Dec. 12 — 2 p.m. (replay)
Monday, Dec. 17 — 7 p.m.
Wednesday, Dec. 19 — 2 p.m. (replay)
Monday, Dec. 24 — 7 p.m.
Wednesday, Dec. 26 — 2 p.m. (replay)
Wednesday, Jan. 2 — 6:30 p.m.
Monday, Jan. 7 — 5 p.m.
Monday, Jan. 14 — 7 p.m.
Monday, Jan. 21 — 7 p.m.
Monday, Jan. 28 — 7 p.m.
Monday, Feb. 4 — 7 p.m.
Monday, Feb. 11 — 7 p.m.
Monday, Feb. 18 — 7 p.m.
Monday, Feb. 25 — 5 p.m.
Monday, Mar. 4 — 5 p.m.
Monday, Mar. 11 — 5 p.m.
Monday, Mar. 18 — 5 p.m.

GOLDEN GOPHER RADIO NETWORK

Since the 1930s, WCCO Radio has been the home of Golden Gopher basketball. A new deal, signed this past summer, assures the Maroon and Gold at least five more years on the "Good Neighbor". Dave Lee will call his first season of Gopher hoops in 2001-02 and be joined by former Gopher Kevin Lynch, who will serve as the analyst all season on WCCO AM 830. Fans of Golden Gopher basketball outside the Twin Cities can catch all the action on the following stations in their area:

Albert Lea, KATE AM 1450
Austin, KAUS AM 1480
Detroit Lakes, KDLM AM 1340
Duluth, KDAL AM 610
 Fargo, N.D., KFGO AM 790
Grand Rapids, KOZY AM 1320
Marshall, KMHL AM 1400
Owatonna, KRFO AM 1390
Rochester, KROC AM 1340
Windom, KDOM AM 1580
Windom, KDOM FM 94.3
Winona, KWNO AM 1230

GOLDEN GOPHERS ON THE WEB

All Golden Gopher games can be heard on the world wide web at www.gophersports.com. If you are outside the WCCO Radio broadcast range, go to gophersports.com and catch all the action. Also available at gophersports.com for home games are live stats. Follow the game as it happens courtesy of Minnesota Men's Athletics, Yahoo and gophersports.com.

the Week on Feb. 4 by the Big Ten Conference office. Rickert is the third different Gopher to be named Big Ten Player of the Week this season, as teammate Travarus Bennett was a co-winner on Jan. 28 and senior Dusty Rychart was selected on December 3.

Rickert is the first freshman to earn Big Ten Player of the Week honors in more than four years after leading Minnesota to a 2-0 week while averaging 26.5 points per game on 60 percent shooting. The last League freshman to be named Conference Player of the Week was current Iowa senior Luke Recker, who collected the honor in his first season at Indiana on January 19, 1998.

Rickert opened the week by hitting 9-12 shots (.750), including three treys, to pile up 26 points in only 26 minutes of play in the Gophers' win over Penn State. The 6-10 forward added five rebounds and two assists against the Nittany Lions. Rickert exploded for 27 points in his next outing, hitting 9-18 from the field while adding six boards as UM knocked Indiana out of first place in the Big Ten.

'T' NAMED PLAYER OF THE WEEK AFTER PERFECT GAME

Senior guard Travarus Bennett was named Big Ten Co-Player of the Week after his perfect performance against Ohio State on Jan. 26. Bennett scored 21 points, on 6-of-6 shooting from the field, 3-of-3 from three-point land and 6-of-6 from the line. He also led the Gophers with seven rebounds to go along with two assists, one block and two steals in 29 minutes. It is the first player of the week honor for Bennett.

MAYBE HE'S NOT SO OVERLOOKED

Rychart was named co-Big Ten Player of the Week for his play against Wake Forest and UT-Pan American. Rychart nearly averaged a double-double the week of Nov. 26, producing 20.0 points and 9.5 rebounds while shooting 59.3 percent from the floor. The senior co-captain opened the week with his first double-double of the season, and 15th of his career, with 22 points and 13 boards in a narrow loss at Wake Forest in the ACC/Big Ten Challenge. Rychart followed that performance by recording 18 points, on 8-of-12 shooting, and six rebounds in just 23 minutes in a win over Texas-Pan American. It was the third player of the week honor for Rychart in his career.

BURLESON HAS BIG WEEK

During the week of Jan. 7, Kevin Burleson found his scoring touch for the first time this season from his point guard position. At Purdue on Jan. 12, Burleson scored a career-high 24 points, on 7-of-13 shooting, and dished out five assists. Earlier in the week against Michigan (1/9), Burleson scored a then season-high 19 points (16 in the second half) to go along with his four assists to lead the Gophers to a victory.

THE PLASTIC MAN GETS HIS CHANCE

After coming off the bench for 16 of the first 17 games, junior center Jerry Holman has made the most of his chance to start in the past four games.

With his wide reach and versatile athletic ability, Holman has raised havoc on both ends of the floor. Against Penn State (1/30), Holman scored 14 points, grabbed a game-high eight rebounds and blocked three shots in 25 minutes. Holman started the second game of his career vs. Ohio State on Jan. 26 and responded with 12 points, four rebounds and three blocks in 28 minutes. The Gophers are 8-1 when the junior scores in double figures.

Holman is third in the Big Ten in field goal percentage in league games at .612 (41-67) and is fifth overall with a .552 field goal percentage (79-143). He is averaging 8.9 points in just 21.1 minutes per game. Defensively, Holman is fifth in league games averaging 1.30 blocks per game and sixth overall (1.29 bpg). Against UNC-Wilmington, Holman recorded a career-high four blocks.

Earlier in the season, coming off the bench, he scored 12 points, grabbed three boards, dished out three assists and had three blocks in a career high 30 minutes vs. Michigan (1/9). At Illinois (1/2), Holman scored 10 points in 23 minutes and followed that with a team-leading 16 points in 23 minutes vs. Michigan State (1/5). His one-handed tomahawk dunk with :43 left was the clincher for the Gophers against the Spartans. Holman has 24 dunks this season.

THE LIFE AND TIMES OF MICHAEL BAUER

Redshirt sophomore forward Michael Bauer has scored in double figures the last three games and in 14-of-21 games this season. Bauer has picked up his game in the conference season averaging 11.0 points per contest and shooting .432 from beyond the arc good for ninth in conference games.

Bauer was forced to sit out his true freshman year when an ankle injury he suffered in the pre-season did not heal properly. He broke his arm at Purdue last season and sat out the final 12 games. Before his arm injury last season, Bauer was third on the team in scoring, averaging 11.4 points per game (12.0 in Big Ten games) and second on the team in rebounding at 4.8 rebounds per game. He also led the team in blocks (30) and three-point shooting with a .432 shooting percentage from behind the arc.

BURLESON LEARNS THE GIFT OF GIVING

After playing his first two seasons at the 2-guard, junior Kevin Burleson has adjusted to the point guard role very quickly and very well. At Illinois, Burleson recorded his 200th career assist. Burleson stands in eighth place on the all-time assists list with 244. Osborne Lockhart stands in seventh place with 268 career assists. Burleson is second in the conference overall with 110 assists and second in conference games with 48 assists. Burleson leads the Big Ten in all games with a 2.82 assist to turnover ratio (110 asst. vs. 39 TOs).

Against UNC-Asheville, Burleson had a career-high 11 assists (previous high was seven). It was the most assists by a Gopher since J.B. Bickerstaff had 10 on Nov. 24, 2000 at Hawaii-Pacific. He is the first to record more than 10 assists since Arriel McDonald dished 13 assists against Iowa on March 5, 1994 (game went to triple overtime). Burleson's

11 assists ranks in a tie for the sixth-best game total in school history. Burleson recorded nine assists vs. Ohio State on Jan. 26 and eight helpers vs. Eastern Washington on Nov. 24, vs. Maryland-Eastern Shore on Dec. 13, and at Michigan on Jan. 19.

THREE TRANSFERS COME HOME

The Golden Gophers welcomed three transfers over the summer who are not eligible to play this season due to NCAA transfer rules. Ben Johnson, Brent Lawson and Matt Smriga, all native Minnesotans, will be eligible to play at the beginning of the 2002-03 season. Until then, they will be members of the Golden Gopher scout team during practice.

Johnson, from Minneapolis, Minn., and DeLaSalle High School, transferred from Northwestern where he was a two-year letterwinner and the leading scorer for the Wildcats as a freshman. Lawson, from Maple Grove, Minn., transferred from St. Francis (PA) where he started 21 games as a freshman and was sixth on the team with a 5.3 ppg average. Smriga, from Apple Valley, Minn., played in 17 games as a freshman at Kent State.

THE STORY OF TWO NUMBERS

Freshman forward Rick Rickert will wear two different numbers this season depending on the color of his jersey. Gold jersey (home) #1. Maroon jersey (road) #4. Why? His first choice for a number was #14. Sorry, Lou Hudson was #14 and that jersey is retired. His second choice? #44. Well, Kevin McHale wore #44 and that's also in the Williams Arena rafters. So, Rickert gets the best of both worlds.

THE THREE CAPTAINS

The Golden Gophers voted on and named three captains for the 2001-02 squad. They are senior forward Dusty Rychart, junior guard Kevin Burleson and sophomore forward Michael Bauer. It is the first such honor for these players.

SCHILLING TRANSFERS

Junior guard Shane Schilling decided to transfer from the University of Minnesota, it was announced on October 29. Schilling was suspended indefinitely by Coach Monson on Oct. 27 for violation of team rules. Schilling started 31 games in 2000-01 and averaged 8.4 points per game.

BARN MAGIC

The Golden Gophers hold one of the best home-court advantages in college basketball. The U of M holds a 620-241 (.720) record in their beloved Williams Arena. Under Monson, the Gophers have posted a 33-11 record at home.

Nicknamed "the Barn", Williams Arena was named the sixth-best college basketball arena in the country by CBS Sportsline in 2001. As noted in the *Street & Smith's Sports Business Journal*, Williams Arena is tied for the fifth-oldest Division I Basketball Arenas.

Oldest Division I Basketball Arenas

1. Fordham University, Rose Hill Gymnasium
Opened - 1925 (cap. 3,470)
2. Harvard University, Ray Lavietes Pavilion

- Opened - 1926 (cap. 2,195)
- University of Oregon, McArthur Court
Opened - 1926 (cap. 9,738)
- University of Pennsylvania, The Palestra
Opened - 1927 (cap. 8,700)
- University of Minnesota, Williams Arena
Opened - 1928 (cap. 14,625)
- Butler University, Hinkle Fieldhouse
Opened - 1928 (cap. 11,043)

THE GOPHERS ON TV

Nineteen Golden Gopher basketball games will be seen on television this season. Along with three national broadcasts on ESPN and ESPN2, Golden Gopher basketball can be seen locally on KSTC-TV Ch. 45 in conjunction with Victory Sports Network. Eleven games, starting with the Dec. 30 game at Texas Tech, will be broadcast on Ch. 45. Five Saturday Big Ten games will be produced by ESPN Regional and carried locally on either KSTP-Ch. 5 or KSTC-Ch. 45. Please refer to the schedule on the first page for television information.

HAGEN RECEIVES SCHOLARSHIP

Dan Monson announced Monday, Jan. 14 that Jeff Hagen will receive a basketball scholarship from the University of Minnesota. Hagen's aid will begin with the second semester this school year.

Hagen, a sophomore center from Minnetonka, Minn., is redshirting this season. As a freshman, he averaged 1.9 points and 1.2 rebounds per game.

CAREER RECORDS

SCORING

Name	Points
1. Mychal Thompson (1975-78)	1,992
2. Willie Burton (1987-90)	1,800
3. Randy Breuer (1980-83)	1,777
4. Sam Jacobson (1995-98)	1,709
5. Kevin McHale (1977-80)	1,704
6. Quincy Lewis (1995-99)	1,614
7. Tommy Davis (1982-85)	1,481
8. Trent Tucker (1979-82)	1,445
9. Chuck Mencil (1952-55)	1,391
10. Marc Wilson (1983-86)	1,386
11. Kevin Lynch (1988-91)	1,355
12. Tom Kondla (1966-68)	1,350
13. Ron Johnson (1958-60)	1,335
14. Lou Hudson (1964-66)	1,329
15. Arriel McDonald (1991-94)	1,273
16. Melvin Newbern (1988-90)	1,224
17. Jim McIntyre (1946-49)	1,223
18. Archie Clark (1964-66)	1,199
19. Randy Carter (1991-94)	1,186
20. Darryl Mitchell (1979-82)	1,182
21. Dusty Rychart (1998-)	1,146
21. Osborne Lockhart (1974-78)	1,106
23. Voshon Lenard (1991-94)	1,097
24. George Kline (1954-58)	1,096
25. Eric Magdanz (1960-63)	1,083
26. Mark Hall (1978-82)	1,072
John Shasky (1982-86)	1,072
28. Eric Hill (1968-71)	1,057
29. Jim Brewer (1970-73)	1,009
30. Dick Garmaker (1953-55)	1,008
31. Larry Mikan (1967-70)	1,007

THREE-POINT FIELD GOALS

Name	3-FG
1. Sam Jacobson (1995-98)	173
2. Voshon Lenard (1991-94)	137
3. Quincy Lewis (1995-99)	127
4. Kevin Lynch (1988-91)	117
5. Terrance Simmons (1998-2001)	108
6. Kevin Burleson (1999-)	103
7. Arriel McDonald (1991-94)	100
8. Townsend Orr (1992-94)	96
9. Willie Burton (1987-90)	82
10. Michael Bauer (1999-)	71

ASSISTS

Name	Asst
1. Arriel McDonald (1991-94)	547
2. Marc Wilson (1983-86)	375
3. Melvin Newbern (1988-90)	369
4. Kevin Lynch (1988-90)	301
5. Ray Williams (1976-77)	296
6. Flip Saunders (1974-77)	295
7. Osborne Lockhart (1975-78)	268
8. Kevin Burleson (1999-)	244
9. Walter Bond (1988-91)	235
10. Trent Tucker (1979-82)	219

MINNYY-NOTES

- Minnesota's 12 blocks against UNC-Wilmington was a season-high and tied for the third-best total in school history. The block total is the most since blocking 12 at Arizona State on Nov. 27, 1991.
- Minnesota's 47-point win over Maryland-Eastern Shore was the third-largest margin of victory in school history, and the largest since the Golden Gophers defeated South Dakota State, 78-25 (12/3/45) {including vacated games, it is the sixth-largest.}
- The 95 points against Maryland-Eastern Shore is the most Minnesota has scored since defeating TCU, 107-99, on Nov. 25, 2000. It is also the second-best point total by Minnesota under Dan Monson.
- Maryland-Eastern Shore's 31.6 percent field goal percentage is lowest by a Minnesota opponent in the Monson era.
- Minnesota is 3-0 in Big Ten home openers under Dan Monson.
- Minnesota shot 69.4 percent from the field (34-49) against Michigan (1/9), the third-best percentage in school history. It was the best performance since shooting 71.1% at Indiana on Feb. 11, 1984.
- Minnesota shot 61.5 percent from three-point range (8-13) vs. the Wolverines (1/9), also the third-best percentage in school history.
- Minnesota's 81.8 field goal percentage (18-22) in the second half vs. Michigan (1/9) was the fourth-best percentage in a half and the best since shooting .833 at Indiana on Feb. 11, 1984.
- Minnesota won for the first time at Purdue (1/12) since 1997 and for only the second time since 1982.
- Minnesota's 89 points vs. Ohio State (1/26) was the most allowed by Ohio State this season. The previous high was just 71 by Purdue on Jan. 2.
- Minnesota's 24-point win vs. Penn State (1/30) is the largest Big Ten win of the season and is the largest margin of victory in a Big Ten game under Monson. The 94 points was the most in a Big Ten game under Monson.
- Minnesota has won three games against ranked opponents (#17 Michigan State (1/5), #20 Ohio State (1/26) and #25 Indiana (2/2) and are 3-1 on the season against ranked foes.
- The last time Minnesota won three straight games over ranked opponents was during the 1996-97 season when the Golden Gophers won eight in a row over ranked foes.
- Minnesota turned the ball over a season-low eight times vs. Indiana (2/2).
- Minnesota's 88 points is the most allowed by Indiana this season.
- Minnesota's win at Iowa (2/9) was its fourth straight in conference play. The last time Minnesota won four straight Big Ten conference games was in 1996-97 when they won 12 straight. Those games were later vacated. Not counting vacated games, the last time Minnesota won four straight conference games was in 1989-90 (2/17 at Northwestern, 90-72; 2/22 vs. Wisconsin, 68-67; 2/24 at Iowa, 102-80; 3/1 at Indiana, 75-70).
- Minnesota's 86 points at Iowa (2/9) is the most allowed by Iowa this season.
- Minnesota shot over 50 percent from the field for the fourth straight game. In the Gophers' last four wins, have gone 125-214 from the field (58.4 percent). In the second half of those games, the Gophers have made 63-of-96 shots (65.6 percent).

SEASON RECORDS

STEALS

<u>Name</u>	<u>Steals</u>
1. Melvin Newbern ('88-89)	101
2. Melvin Newbern ('89-90)	72
3. Quincy Lewis ('97-98)	68
4. Trent Tucker ('80-81)	63
5. Darryl Mitchell ('81-82)	55
6. James Jackson ('77-78)	52
7. Voshon Lenard ('91-92)	51
8. Quincy Lewis ('98-99)	50
9. Voshon Lenard ('92-93)	49
10. Kevin Lynch ('90-91)	48
Travarus Bennett ('01-02)	48

ASSISTS

<u>Name</u>	<u>3-FG</u>
1. Arriel McDonald ('93-94)	179
2. Melvin Newbern ('89-90)	167
3. Ray Williams ('76-77)	166
4. Melvin Newbern ('88-89)	135
5. Ray Williams ('75-76)	130
6. Arriel McDonald ('90-91)	126
7. Terrance Simmons ('00-01)	124
8. Arriel McDonald ('92-93)	122
9. Arriel McDonald ('91-92)	120
10. Terrance Simmons (1999-2000)	116
Kevin Burleson ('01-02)	110

SEASON RECORDS

BIG TEN GAMES ONLY

STEALS

<u>Name</u>	<u>Steals</u>
1. Melvin Newbern ('88-89)	62
2. James Jackson ('77-78)	36
3. Melvin Newbern ('89-90)	33
4. Quincy Lewis ('98-99)	32
5. Arriel McDonald ('92-93)	30
6. Quincy Lewis ('97-98)	29
Kevin Lynch ('90-91)	29
Trent Tucker ('80-81)	29
Darryl Mitchell ('81-82)	29
Walter Bond ('88-89)	29
Travarus Bennett ('01-02)	25

RECORD WHEN...

Home	12-1
Away	2-6
Nonconference	7-4
Conference	7-3

Leading at half	9-4
Trailing at half	5-2
Tied at half	0-1

Leading with 5:00 left	14-2
Trailing with 5:00 left	0-5
Tied with 5:00 left	0-0

Shooting 50% or better from the field	9-0
Shooting less than 50% from the field	5-7
Opp. shoot 50% or better from the field	1-0
Opp. shoot less than 50% from the field	13-7

Make more 3s than opponent	3-3
Opponent makes more 3s	10-3
3s are equal	1-1

More FT attempts than opponent	7-1
Opponent had more FT attempts	6-5
FT attempts are equal	1-1

Outrebound opponent	9-3
Outrebounded by opponent	4-4
Rebounds are equal	1-0

Fewer turnovers than opponent	10-2
More turnovers than opponent	2-4
Turnovers are equal	2-1

Bench outscores opponent's bench	7-4
Opponent's bench outscores MN bench	7-2
Bench points are equal	0-1

Score 70 points or more	14-2
Score less than 70 points	0-5
Hold opponent for less than 70 points	5-1
Opponent scores 70 points or more	8-6

Games decided by 1-5 points	2-1
Games decided by 6-10 points	3-3
Games decided by 11-15 points	1-0
Games decided by more than 15 points	8-3

November	3-1
December	4-3
January	5-3
February	2-0
March	0-0

Holman scores in double figures	8-1
On ESPN or ESPN2	1-1
On ESPN Regional	7-3

Miscellaneous Stats

Current streak	Won 4
Homecourt streak	Won 8
Neutral streak	Lost 1
Road streak	Won 1

2001-02 STARTING LINEUPS

Games	Forward	Forward	Center	Guard	Guard	Record
1-2	Rychart	Bauer	Rickert	Fleming	Burleson	2-0
3-10, 12-17	Rychart	Bauer	Rickert	Bennett	Burleson	8-6
11	Rychart	Rickert	Holman	Bennett	Burleson	0-1
18-20	Rychart	Rickert	Holman	Bennett	Fleming	3-0

MISCELLANEOUS STATISTICS

ATTENDANCE	G	Total	Average
Home	13	167,962	12,920
Away	8	103,071	12,884
Total	21	271,033	12,906

DUNK -O- METER

Jerry Holman	25
Michael Bauer	8
Rick Rickert	6
Maurice Hargrow	4
Kevin Burleson	3
Dusty Rychart	1

DOUBLE-DOUBLES

Dusty Rychart	5
Rick Rickert	1
Travarus Bennett	1

DOUBLE-FIGURE SCORING

Dusty Rychart	17
Michael Bauer	14
Rick Rickert	14
Jerry Holman	9
Travarus Bennett	8
Kevin Burleson	4
Kerwin Fleming	2
Maurice Hargrow	1
Steve Esselink	1

20-POINT GAMES

Rick Rickert	5
Dusty Rychart	2
Kevin Burleson	1
Travarus Bennett	1

DOUBLE-FIGURE REBOUNDS

Dusty Rychart	5
Rick Rickert	1
Travarus Bennett	1

DOUBLE-FIGURE ASSISTS

Kevin Burleson	1
----------------	---

GAMES MISSED DUE TO INJURY/ILLNESS

Maurice Hargrow	2
Kerwin Fleming	1

FOULED OUT

Kevin Burleson	3
Rick Rickert	2
Kerwin Fleming	2
Jerry Holman	1
Michael Bauer	1
Dusty Rychart	1

2001-02 GOLDEN GOPHER ROSTER

NO.	NAME	POS	HT	WT	YR	PPG	RPG	NOTE
1/4	Rick Rickert	F	6-10	202	Fr.	14.6	5.1	Scored more than 20 pts. 3 straight games
3	Aaron Robinson	G	5-9	160	Fr.	0.7	0.6	had 2 rebounds vs. PSU
5	Wade Hokenson	G	5-9	160	So.	0.0	0.4	walk-on; has played in four games
11	Maurice Hargrow	G	6-4	175	Fr.	4.3	1.3	Big Ten high 9 points vs. Indiana
12	Kevin Burleson**	G	6-3	190	Jr.	6.8	2.1	leads Big Ten in assists/TO ratio
15	Kerwin Fleming*	G	6-3	180	Sr.	7.2	2.3	7-of-8 from the line at Iowa
21	Travarus Bennett*	F	6-7	205	Sr.	8.8	4.9	leads Big Ten in steals with 2.29 per game
24	Tyree Bolden	F	6-5	190	So.	0.4	0.7	walk-on; scored first career fg vs. PSU
30	Justin Lorang	G/F	6-5	190	Sr.	1.9	0.4	walk-on; five points vs. PSU
31	Steve Esselink	F	6-6	191	So.	2.5	0.9	3 points in 4 minutes at Iowa
35	Randy Chall	F	6-5	215	So.	0.1	0.4	walk-on; scored first career point vs. EWU
40	Jerry Holman	F/C	6-10	218	Jr.	8.9	3.8	3rd in Big Ten in conf. games with .612 fg%
41	Michael Bauer*	F	6-8	205	So.	11.1	3.7	10th on career 3-pointers list
42	Jeff Hagen*	C	6-11	250	So.	na	na	redshirting the 2001-02 season
45	Dusty Rychart***	F	6-7	210	Sr.	13.5	7.2	19 career double-doubles

* Number of letters earned

#41 MICHAEL BAUER

Forward • So. • 6-8 • 205 • Hastings, Minn. • Hastings HS

Last Two Games: Scored 10 points in 12 minutes at Iowa (2/9) • had 11 points in 14 minutes and was 3-of-4 from beyond the arc vs. Indiana (2/2).

Notable: One of three team captains • came off the bench for the second straight game and scored 12 points on 5-of-8 shooting and dished out three assists vs. Penn State (1/30) • led team with 17 points at Michigan (1/19) • scored 15 points, grabbed seven rebounds and blocked two shots vs. Michigan (1/9) • had 12 points, three assists, three rebounds and four blocks in season-high 33 minutes vs. Michigan State (1/5) • led team with 16 points at Illinois (1/2) • came off the bench for the first time at Texas Tech due to an ankle injury, scored six points and grabbed six boards • had 15 points, four rebounds, three assists, three blocks and a steal vs. Nebraska • had 15 points, on 5-of-8 shooting, three assists and a career-high three steals in 19 minutes vs. Maryland-Eastern Shore • had 13 points, four rebounds and two blocks vs. UT-Pan American • scored 11 points and grabbed five rebounds at Wake Forest • led the team for the third straight game in scoring with 17 points against Eastern Washington • was 6-of-9 from the floor, 2-of-4 from three-point range • led the team for the second straight game with 19 points against UNC-Asheville • led team with 18 points and grabbed eight boards vs. Mercer • was 8-of-12 from the floor and 2-of-3 from three-point range • last season, suffered a season-ending injury (broken forearm) after scoring 12 points and grabbing eight rebounds in loss to Purdue (1/27/01).

Milestones: Ranks 10th in career three-point field goals with 71 • scored his 400th career point vs. Michigan State on Jan. 5 • set school season record for three-point field goal percentage with a .415 mark (34-82) in 2001 • has scored in double figures 29 times in his career • has recorded double-digit rebounds in two games during his career.

CAREER HIGHS

Minutes: 35 vs. Georgia (11/19/00)

Points: 21 vs. Georgia (11/19/00)

Rebounds: 12 vs. Morris Brown (12/4/00)

Assists: 4 - two times; last vs. Nebraska (12/28/00)

Steals: 3 vs. Maryland-Eastern Shore (12/13/01)

Blocks: 4 - three times; last vs. MSU (1/5/02)

SEASON HIGHS

Minutes: 33 - two times; last at Wisconsin (1/16/02)

Points: 19 vs. UNC-Asheville (11/21/01)

Rebounds: 8 vs. Mercer (11/17/01)

Assists: 3 - six times; last vs. Penn State (1/30/02)

Steals: 3 vs. Maryland-Eastern Shore (12/13/01)

Blocks: 4 vs. Michigan State (1/5/02)

2001-02 Game-by-Game

Opponent (Date)	Start	Min.	Fg-Fa	3g-3a	Ftm-Fta	O-D/T	Pf.Asst.	To.	Blk.	Stl.	Pts.
Mercer (11/17)	Y	25	7-16	3-8	1-3	4-4/8	2 1	1 1	1 1	1 18	
UNC-Asheville (11/21)	Y	26	8-12	2-3	1-1	1-1/2	2 3	0 1	0 19		
E. Washington (11/24)	Y	24	6-9	2-4	3-4	0-2/2	1 0	2 1	1 17		
at Wake Forest (11/27)	Y	26	4-14	3-9	0-0	2-3/5	3 0	2 0	0 11		
UT-Pan American (12/1)	Y	29	3-6	1-3	6-6	1-3/4	2 1	1 2	0 13		
UNC-Wilmington (12/4)	Y	31	0-7	0-2	3-4	3-5/5	2 1	2 2	0 3		
at Georgia (12/7)	Y	22	1-7	0-5	0-0	2-2/4	1 1	2 2	1 2		
Oregon (12/10)	Y	24	1-7	0-3	0-0	3-4/7	2 0	0 1	0 2		
Maryland-ES (12/13)	Y	19	5-8	2-3	3-5	0-2/2	4 3	1 1	3 15		
Nebraska (12/22)	Y	25	5-10	3-8	2-2	0-4/4	2 3	1 3	1 15		
at Texas Tech (12/30)	N	21	2-5	0-3	2-2	1-5/6	5 0	2 0	0 6		
at Illinois (1/2)	Y	29	6-13	1-3	3-4	1-3/4	3 1	3 1	2 16		
Michigan State (1/5)	Y	33	4-9	3-6	1-3	1-2/3	2 3	1 4	0 12		
Michigan (1/9)	Y	27	6-8	2-2	1-2	1-6/7	0 2	3 2	0 15		
at Purdue (1/12)	Y	22	2-4	0-1	0-0	1-2/3	1 3	2 0	1 4		
at Wisconsin (1/16)	Y	33	3-6	1-3	0-0	2-5/7	3 1	4 2	1 7		
at Michigan (1/19)	Y	30	7-15	3-7	0-0	1-1/2	2 2	3 0	0 17		
Ohio State (1/26)	N	16	2-7	1-4	1-2	0-0/0	1 0	1 0	0 6		
Penn State (1/30)	N	19	5-8	0-2	2-2	0-2/2	1 3	2 0	1 12		
Indiana (2/2)	N	14	4-6	3-4	0-0	0-0/0	3 2	1 1	0 11		
at Iowa (2/9)	N	12	3-7	2-5	2-2	0-0/0	2 0	2 0	1 10		

1999-2000 Game-by-Game

Opponent (Date)	Start	Min.	Fg-Fa	3g-3a	Ftm-Fta	O-D/T	Pf.Asst.	To.	Blk.	Stl.	Pts.	
at Oregon (12/18)	N	11	2-2	1-1	0-0	1-3/4	1 0	0 0	1 5			
Furman (12/23)	N	12	0-4	0-0	0-4	2-2/4	1 0	1 0	1 0			
at Georgia (12/28)	N	12	4-5	3-4	2-2	0-6/6	0 0	1 1	1 13			
at Nebraska (12/31)	N	9	1-2	0-0	0-0	0-2/2	3 1	1 1	0 2			
Michigan (1/5)	N	10	3-4	1-1	0-0	1-1/2	2 1	0 0	1 2			
Totals	0/5	54	10-17	5-6	2-6	4-14/18	7	2	3	2	4	27

2000-01 Game-by-Game

Opponent (Date)	Start	Min.	Fg-Fa	3g-3a	Ftm-Fta	O-D/T	Pf.Asst.	To.	Blk.	Stl.	Pts.	
UNCG (11/17)	Y	33	2-6	1-2	2-2	3-3/6	2 2	2 1	0 7			
Georgia (11/19)	Y	35	6-12	2-5	7-8	1-2/3	4 2	0 1	0 21			
vs. Hawaii Pac (11/24)	Y	26	1-6	0-1	3-4	2-4/6	2 0	1 1	0 5			
vs. TCU (11/25)	N	13	0-4	0-1	0-0	0-0/0	0 0	2 1	0 0			
vs. Georgetown (11/26)	N	21	6-13	3-6	2-3	1-2/3	5 0	0 1	0 17			
at Florida State (11/29)	N	20	3-6	2-2	0-0	1-0/1	4 1	1 1	2 8			
Morris Brown (12/4)	Y	31	5-12	1-2	0-0	4-8/12	1 1	0 3	0 11			
at Marquette (12/7)	N	28	6-14	2-8	0-0	3-7/10	4 4	2 1	2 14			
Bethune Cook (12/9)	Y	28	5-11	1-3	7-8	1-5/6	2 2	2 1	0 18			
La Tech (12/12)	N	18	4-6	1-3	1-1	0-2/2	2 2	2 2	2 10			
Dartmouth (12/22)	Y	27	2-7	1-2	2-3	2-3/5	2 1	3 2	1 7			
Nebraska (12/28)	N	34	5-13	1-6	3-5	3-5/8	3 4	0 4	0 14			
Centenary (12/30)	Y	21	4-7	2-4	2-5	2-1/3	0 0	0 4	2 12			
at Illinois (1/3)	Y	24	4-7	2-4	0-0	0-1/1	2 2	2 1	2 10			
Wisconsin (1/6)	Y	27	4-7	3-5	0-0	2-6/8	4 3	5 0	1 11			
at Ohio State (1/13)	Y	32	4-10	3-7	4-4	0-3/3	2 1	0 1	1 15			
Purdue (1/17)	Y	28	4-11	2-7	2-4	1-5/6	1 2	1 1	0 12			
Indiana (1/20)	N	33	7-12	5-8	0-0	0-1/1	4 0	2 3	2 19			
Iowa (1/24)	Y	28	2-8	0-2	1-3	1-2/3	2 0	1 1	0 5			
at Purdue (1/27)	Y	20	5-11	2-4	0-0	3-5/8	1 2	1 0	2 12			
Totals	13/20	527	79-183	34-82	36-50	30-65/95	47	29	25	30	17	228

#21 TRAVARUS BENNETT

Forward • Sr. • 6-7 • 205 • Rosedale, Miss. • SW Missouri St.-West Plains/West Bolivar HS

Last Two Games: Had 11 points, five rebounds, two assists, a block and four steals in a career-high 35 minutes at Iowa (2/9) • had four points, eight rebounds, two assists, three blocks and four steals in a season-high 34 minutes vs. Indiana (2/2).

Notable: Scored a career-high 21 points on 6-of-6 from the field and 6-of-6 from the line, grabbed seven boards and had two assists, two steals and a block vs. Ohio State (1/26) • named Big Ten Co-Player of the Week on Jan. 28 for his perfect game against OSU (1/26) • had four points, four rebounds and tied a season-high with four steals at Michigan (1/19) • had seven points and four steals vs. Michigan State (1/5) • recorded his first double-double of the season with 15 points and 10 rebounds at Texas Tech in 33 minutes • scored eight points and tied a season high with four steals vs. Nebraska • scored 16 points on 4-of-4 shooting, 3-of-3 from beyond the arc vs. Maryland-Eastern Shore • had 11 points, five rebounds and two steals vs. Oregon • scored a career-high 19 points vs. UT-Pan American • was 5-of-8 from the field, 3-of-4 on three-pointers and 6-of-6 from the line • also had three blocks • scored 12 points and grabbed a season-high seven rebounds in 30 minutes at Wake Forest • started for the first time this season vs. Eastern Washington and scored seven points • had four steals and two blocks vs. EWU • scored 11 points on 5-of-7 shooting in 18 minutes vs. UNC-Asheville • also had five rebounds and four steals against the Bulldogs • saw his first action of the season against Mercer, playing 15 minutes, had four assists and three steals and one point.

Milestones: Has scored in double figures in 12 career games • has recorded three games of double-digit rebounds.

CAREER HIGHS

Minutes: 35 - two times; last at Iowa (2/9/02)
Points: 21 vs. Ohio State (1/26/02)
Rebounds: 12 - two times; last vs. Tulsa (3/19/01)
Assists: 4 vs. Mercer (11/17/01)
Steals: 6 vs. Tulsa (3/19/01)
Blocks: 3 - three times; last vs. Indiana (2/2/02)

SEASON HIGHS

Minutes: 35 at Iowa (2/9/02)
Points: 21 vs. Ohio State (1/26/02)
Rebounds: 10 at Texas Tech (12/30/01)
Assists: 4 vs. Mercer (11/17/01)
Steals: 4 - seven times; last at Iowa (2/9/02)
Blocks: 3 - two times; last vs. Indiana (2/2/02)

2001-02 Game-by-Game

Opponent (Date)	Start	Min.	Fg-Fa	3g-3a	Ftm-Fta	O-D/T	Pf.	Asst.	To.	Blk.	Stl.	Pts.
Mercer (11/17)	N	15	0-3	0-1	1-2	1-0/1	1	4	1	0	3	1
UNC-Asheville (11/21)	N	18	5-7	0-0	1-2	3-2/5	1	1	1	0	4	11
E. Washington (11/24)	Y	24	3-10	1-6	0-0	1-2/3	1	1	0	2	4	7
at Wake Forest (11/27)	Y	30	4-9	1-3	3-3	4-3/7	3	0	1	0	1	12
UT-Pan American (12/1)	Y	30	5-8	3-4	6-6	3-1/4	3	0	2	3	1	19
UNC-Wilmington (12/4)	Y	18	0-1	0-0	0-0	0-0/0	4	0	1	1	0	0
at Georgia (12/7)	Y	28	3-7	1-4	1-2	3-3/6	1	2	3	1	1	8
Oregon (12/10)	Y	30	3-6	1-3	4-6	4-1/5	2	0	0	0	2	11
Maryland-ES (12/13)	Y	23	4-4	3-3	5-6	2-0/2	1	2	1	0	2	16
Nebraska (12/22)	Y	28	1-2	1-1	5-7	2-3/5	2	1	0	0	4	8
at Texas Tech (12/30)	Y	33	6-14	3-7	0-2	6-4/10	3	3	0	0	1	15
at Illinois (1/2)	Y	28	2-6	0-1	2-3	2-5/7	1	3	2	1	0	6
Michigan State (1/5)	Y	30	1-4	0-1	5-7	1-2/3	4	1	1	0	4	7
Michigan (1/9)	Y	26	1-1	1-1	2-2	0-3/3	3	3	0	3	5	5
at Purdue (1/12)	Y	24	2-4	1-1	2-2	2-4/6	4	2	1	0	2	7
at Wisconsin (1/16)	Y	32	2-4	0-1	5-6	2-6/8	4	3	1	1	1	9
at Michigan (1/19)	Y	26	1-2	1-1	0-0	2-2/4	4	1	1	0	4	4
Ohio State (1/26)	Y	29	6-6	3-3	6-6	1-6/7	3	2	0	1	2	21
Penn State (1/30)	Y	20	2-5	0-2	0-0	2-2/4	2	2	0	0	1	4
Indiana (2/2)	Y	34	1-3	1-3	1-2	0-8/8	2	2	0	3	4	4
at Iowa (2/9)	Y	35	5-7	1-1	0-0	1-4/5	1	2	3	1	4	11

2000-01 Game-by-Game

Opponent (Date)	Start	Min.	Fg-Fa	3g-3a	Ftm-Fta	O-D/T	Pf.	Asst.	To.	Blk.	Stl.	Pts.
UNCG (11/17)	N	15	3-5	2-2	0-0	1-3/4	0	3	0	0	0	8
Georgia (11/19)	N	11	1-1	1-1	0-0	0-1/1	3	1	1	0	0	3
vs. Hawaii Pac (11/24)	N	9	1-2	1-1	0-0	2-2/4	2	0	3	0	1	3
vs. TCU (11/25)	N	11	0-1	0-1	1-2	0-3/3	2	3	0	1	0	1
vs. Georgetown (11/26)	N	13	2-4	1-2	4-6	2-4/6	1	0	0	0	0	9
at Florida State (11/29)	N	14	5-6	2-3	0-0	0-3/3	1	0	1	0	0	12
Morris Brown (12/4)	N	14	1-4	0-1	0-1	1-0/1	2	1	0	1	0	2
at Marquette (12/7)	N	16	2-4	1-3	0-0	2-0/2	1	0	0	0	1	5
Bethune Cook (12/9)	N	12	1-1	0-0	0-0	0-1/1	2	1	1	1	0	2
La Tech (12/12)	N	11	0-4	0-2	0-0	1-0/1	3	1	1	1	1	0
Dartmouth (12/22)	N	21	0-1	0-1	0-1	0-2/2	2	0	0	0	3	0
Nebraska (12/28)	N	14	0-4	0-4	0-0	0-2/2	2	0	0	0	3	0
Centenary (12/30)	N	19	1-3	1-2	0-0	2-6/8	2	3	0	2	1	3
at Illinois (1/3)	N	16	1-1	0-0	0-0	1-3/4	3	2	2	1	0	2
Wisconsin (1/6)	N	10	0-1	0-0	0-0	1-0/1	1	0	0	0	0	0
at Ohio State (1/13)	N	15	0-2	0-1	0-0	3-2/5	0	0	2	0	1	0
Purdue (1/17)	N	12	0-0	0-0	0-0	0-3/3	2	0	0	0	0	0
Indiana (1/20)	N	19	0-3	0-2	2-2	0-1/1	1	2	1	0	2	2
Iowa (1/24)	N	19	3-4	1-2	0-0	0-2/2	4	0	1	0	4	7
at Purdue (1/27)	N	20	1-6	0-1	0-0	0-1/1	3	0	0	1	0	2
at Iowa (1/31)	N	21	0-6	0-3	0-0	0-5/5	1	1	2	0	0	0
Ohio State (2/3)	N	18	1-3	0-1	2-2	2-1/3	2	1	0	0	3	4
at Northwestern (2/6)	N	31	7-11	0-1	2-4	6-5/11	2	2	0	1	2	16
Michigan State (2/10)												
Did Not Play												
Penn State (2/14)	N	22	3-6	1-1	0-0	3-5/8	0	0	1	1	1	7
at Michigan (2/17)	Y	25	6-8	4-4	2-2	3-3/6	5	0	2	0	1	18
at Wisconsin (2/21)	Y	33	2-4	0-2	0-0	0-5/5	3	2	0	0	0	4
at Indiana (2/28)	Y	30	2-4	2-4	2-2	3-2/5	4	1	0	1	0	8
Illinois (3/4)	Y	33	4-7	1-3	0-0	2-5/7	1	1	0	1	2	9
Purdue (3/8)	Y	23	0-4	0-1	0-0	0-2/2	5	0	1	0	2	0
Villanova (3/14)	Y	34	3-9	1-3	4-6	2-10/12	3	0	0	0	1	11
Tulsa (3/19)	Y	35	1-8	0-2	1-2	6-6/12	2	3	2	3	6	3
Totals	7/31	596	51-127	19-54	20-29	43-88/131	65	28	21	16	35	141

#3 STEVE ESSELINK

Forward • So. • 6-6 • 191 • Hills, Minn. • Augustana/Hills-Beaver Creek HS

Last Two Games: Had three points and an assist in four minutes at Iowa (2/9) • did not play vs. Indiana (2/2).

Notable: Scored four points and dished out three assists vs. Penn State (1/30) in 11 minutes • hit a big three-pointer in second half at Purdue (1/12), also had two boards and a steal • scored five points in his first Big Ten game at Illinois (1/2) • had seven points and four assists at Texas Tech in a career-high 21 minutes • scored a career-high 12 points on 5-of-5 shooting, 2-of-2 from beyond the arc vs. Maryland-Eastern Shore • played nine minutes and had three assists vs. Oregon • scored five points in a career-high 14 minutes at Georgia • had five points, three rebounds and two assists vs. Eastern Washington • scored two points (his first as a Golden Gopher) and had three steals against UNC-Asheville • played 13 minutes vs. Mercer, was 0-3 from the field, grabbed three rebounds and added two assists • started both exhibitions • sat out the 2000-01 season due to NCAA transfer rules.

SEASON/CAREER HIGHS

Minutes: 21 at Texas Tech (12/30/01)

Points: 12 vs. Maryland-Eastern Shore (12/13/01)

Rebounds: 3 - three times; last vs. Nebraska (12/22/01)

Assists: 4 at Texas Tech (12/30/01)

Steals: 3 vs. UNC-Asheville (11/21/01)

Blocks: na

2001-02 Game-by-Game

Opponent (Date)	Start	Min.	Fg-Fa	3g-3a	Ftm-Fta	O-D/T	Pf.Asst.	To.	Blk.	Stl.	Pts.
Penn State (1/30)	N	11	2-2	0-0	0-0	1-0/1	1 3	1	0	1	4
Indiana (2/2)			Did not play								
at Iowa (2/9)	N	4	1-1	1-1	0-0	0-0/0	2 1	0	0	0	3
Mercer (11/17)	N	13	0-3	0-3	0-0	1-2/3	0 2	2	0	0	0
UNC-Asheville (11/21)	N	10	1-6	0-2	0-0	1-0/1	1 1	0	0	3	2
E. Washington (11/24)	N	9	2-2	1-1	0-0	0-3/3	0 2	0	0	0	5
at Wake Forest (11/27)	N	1	0-0	0-0	0-0	0-0/0	0 0	0	0	0	0
UT-Pan American	N	5	0-0	0-0	0-0	0-0/0	0 0	0	0	1	0
UNC-Wilmington (12/4)	N		Did not play								
at Georgia (12/7)	N	14	2-4	1-2	0-0	1-1/2	0 1	1	0	0	5
Oregon (12/10)	N	9	0-3	0-3	0-0	0-0/0	0 3	1	0	0	0
Maryland-ES (12/13)	N	14	5-5	2-2	0-0	0-1/1	0 2	2	0	1	12
Nebraska (12/22)	N	8	1-3	0-0	0-0	2-1/3	1 0	3	0	0	2
at Texas Tech (12/30)	N	21	2-9	2-6	1-2	0-1/1	2 4	1	0	0	7
at Illinois (1/2)	N	14	2-2	1-1	0-0	0-1/1	4 0	1	0	0	5
Michigan State (1/5)	N	7	0-2	0-1	0-0	0-0/0	1 1	0	0	0	0
Michigan (1/9)	N	5	0-0	0-0	0-0	0-0/0	0 2	1	0	0	0
at Purdue (1/12)	N	5	1-1	1-1	0-0	1-1/2	0 0	1	0	1	3
at Wisconsin (1/16)	N	4	0-0	0-0	0-0	0-0/0	0 0	2	0	0	0
at Michigan (1/19)	N	2	0-1	0-1	0-0	0-0/0	0 0	1	0	0	0
Ohio State (1/26)	N	1	0-0	0-0	0-0	0-0/0	0 0	0	0	0	0

#3 AARON ROBINSON

Guard • Fr • 5-9 • 160 • Rockford, Ill. • Guilford HS

Last Two Games: Did not play at Iowa (2/9) • did not play vs. Indiana (2/2).

Notable: Played five minutes and grabbed two rebounds vs. Penn State (1/30) • tied a career-high with two steals and an assist vs. Nebraska • had a career-high four assists in a career-high 14 minutes vs. Maryland-Eastern Shore • had three points in eight minutes vs. UNC-Wilmington • had two points, two assists and a steal in six minutes vs. UT-Pan American • had five points, two assists and two steals vs. Eastern Washington • played eight minutes and had two assists vs. UNC-Asheville • scored his first point as a Golden Gopher and had three assists and a steal vs. Mercer in 12 minutes • had one board and one assist vs. UMD • had one rebound and two assists vs. the Globetrotters.

SEASON/CAREER HIGHS

Minutes: 14 vs. Maryland-Eastern Shore (12/13/01)

Points: 5 vs. EWU (11/24/01)

Rebounds: 3 vs. Mercer (11/17/01)

Assists: 4 vs. Maryland-Eastern Shore (12/13/01)

Steals: 2 - two times; last vs. Nebraska (12/22/01)

Blocks: 1 vs. Maryland-Eastern Shore (12/13/01)

2001-02 Game-by-Game

Opponent (Date)	Start	Min.	Fg-Fa	3g-3a	Ftm-Fta	O-D/T	Pf.Asst.	To.	Blk.	Stl.	Pts.
Penn State (1/30)	N	5	0-0	0-0	0-0	0-2/2	2 0	1	0	1	0
Indiana (2/2)			Did not play								
at Iowa (2/9)			Did not play								
Mercer (11/17)	N	12	0-3	0-1	1-2	0-3/3	4 3	0	0	1	1
UNC-Asheville (11/21)	N	8	0-3	0-1	0-0	0-0/0	1 2	1	0	1	0
E. Washington (11/24)	N	13	1-3	1-1	2-2	0-0/0	2 2	1	0	2	5
at Wake Forest (11/27)	N	3	0-0	0-0	0-0	0-0/0	0 0	1	0	0	0
UT-Pan American (12/1)	N	6	0-0	0-0	2-4	0-0/0	1 2	2	0	1	2
UNC-Wilmington (12/4)	N	8	1-3	1-1	0-0	0-2/2	1 0	1	0	1	3
at Georgia (12/7)	N	5	0-1	0-1	0-2	0-1/1	0 0	3	0	0	0
Oregon (12/10)	N	4	0-0	0-0	0-0	0-0/0	0 0	1	0	0	0
Maryland-ES (12/13)	N	14	0-2	0-1	0-0	1-1/2	3 4	2	1	0	0
Nebraska (12/22)	N	10	0-2	0-2	0-0	0-0/0	0 1	0	0	2	0
at Texas Tech (12/30)	N	6	0-1	0-1	0-0	0-0/0	0 0	1	0	1	0
at Illinois (1/2)	N	4	0-0	0-0	0-1	0-0/0	1 0	1	0	0	0
Michigan State (1/5)			Did not play								
Michigan (1/9)	N	2	0-1	0-1	0-0	0-0/0	1 0	1	0	0	0
at Purdue (1/12)	N	2	0-0	0-0	0-0	0-0/0	0 0	0	0	0	0
at Wisconsin (1/16)	N	3	0-0	0-0	0-0	0-0/0	0 0	1	0	0	0
at Michigan (1/19)			Did not play								
Ohio State (1/26)			Did not play								

#15 KERWIN FLEMING

Guard • Sr. • 6-3 • 180 • Chicago, Ill. • Kennedy-King JC/Hillcrest HS

Last Two Games: Scored nine points, was 7-of-8 from the line, and had two steals at Iowa (2/9) • had 12 points, two assists and two steals in a season-high 31 minutes vs. Indiana (2/2).

Notable: Had nine points and a season-high three assists in his first start since game two vs. Ohio State (1/26) • had nine points and two assists before fouling out at Wisconsin (1/16) • scored seven points, dished out two assists and hit a clutch three-pointer with under 1:00 left in 22 minutes vs. Michigan (1/9) • had six points, three rebounds, an assist and a steal in a season-high 28 minutes vs. Michigan State (1/5) • returned to the lineup at Illinois (1/2) and scored four points • sat out the Texas Tech game due to back spasms • had eight points and was 2-of-3 from beyond the arc in 20 minutes vs. Nebraska • scored eight points in 15 minutes vs. Maryland-Eastern Shore • had a season-high 14 points vs. Oregon in 23 minutes • scored five points and grabbed four rebounds at Georgia • had four points, five rebounds and two steals vs. UNC-Wilmington • had seven points and six rebounds vs. UT-Pan American • had a season-high nine points on 4-of-6 shooting and two assists at Wake Forest • had seven points, two assists, one block and one steal vs. Eastern Washington • scored six points vs. UNC-Asheville • scored five points vs. Mercer • last season, he finished 14th in Big Ten games with a .378 three-point field goal percentage • played in all 31 games, started one • scored 14 points in NIT win over Villanova (3/14/01) • scored a career-high 31 points in Big Ten Tournament vs. Purdue, just two points shy of the Big Ten Tournament single-game scoring record.

Milestones: Scored his 300th career point vs. Michigan State (1/5) • has scored in double figures in nine games during his career.

CAREER HIGHS

Minutes: 35 vs. Purdue (3/8/01)
Points: 31 vs. Purdue (3/8/01)
Rebounds: 9 vs. Michigan (2/17/01)
Assists: 3 - two times; last vs. Michigan St. (2/10/01)
Steals: 2 - four times; last vs. UNCW (12/4/01)
Blocks: 1 - three times; last vs. EWU (11/24/01)

SEASON HIGHS

Minutes: 31 vs. Indiana (2/2/02)
Points: 14 vs. Oregon (12/10/01)
Rebounds: 6 vs. UT-Pan American (12/1/01)
Assists: 3 vs. Ohio State (1/26/02)
Steals: 2 - three times; last at Iowa (2/9/02)
Blocks: 1 vs. EWU (11/24/01)

2001-02 Game-by-Game

Opponent (Date)	Start	Min.	Fg-Fa	3g-3a	Ftm-Fta	O-D/T	Pf. Asst.	To.	Blk.	Stl.	Pts.	
Mercer (11/17)	Y	23	2-8	1-4	0-0	0-1/1	3 1	0	0	1	5	
UNC-Asheville (11/21)	Y	18	3-8	0-2	0-0	0-0/0	2 1	0	0	0	6	
E. Washington (11/24)	N	17	2-6	0-2	3-4	1-1/2	3 2	2	1	1	7	
at Wake Forest (11/27)	N	14	4-6	1-2	0-0	0-1/1	4 2	1	0	0	9	
UT-Pan American (12/1)	N	18	1-3	1-1	4-4	1-5/6	2 1	4	0	0	7	
UNC-Wilmington (12/4)	N	19	2-4	0-1	0-0	2-3/5	2 1	2	0	2	4	
at Georgia (12/7)	N	26	2-13	0-4	1-2	1-3/4	3 1	1	0	0	5	
Oregon (12/10)	N	24	3-11	3-6	5-6	0-3/3	1 2	2	0	1	14	
Maryland-ES (12/13)	N	15	2-5	1-3	3-3	0-0/0	1 1	1	0	0	8	
Nebraska (12/22)	N	20	3-5	2-3	0-1	1-1/2	3 1	1	0	1	8	
at Texas Tech (12/30)		Did not play - injured										
at Illinois (1/2)	N	19	2-3	0-1	0-1	0-0/0	1 1	1	0	0	4	
Michigan State (1/5)	N	28	1-6	1-3	3-4	0-3/3	1 1	1	0	1	6	
Michigan (1/9)	N	22	2-5	1-3	2-4	0-1/1	2 2	2	0	1	7	
at Purdue (1/12)	N	25	2-5	1-2	2-4	0-1/1	5 1	4	0	1	7	
at Wisconsin (1/16)	N	22	3-7	2-3	1-2	1-2/3	5 2	3	0	0	9	
at Michigan (1/19)	N	23	0-1	0-0	3-6	2-2/4	1 1	1	0	0	3	
Ohio State (1/26)	Y	28	4-9	1-2	0-0	0-2/2	1 3	1	0	1	9	
Penn State (1/30)	Y	20	2-2	1-1	0-0	0-4/4	2 0	1	0	0	5	
Indiana (2/2)	Y	31	3-9	1-5	5-8	0-1/1	1 2	1	0	2	12	
at Iowa (2/9)	Y	27	1-5	0-3	7-8	0-3/3	4 0	2	0	2	9	

2000-01 Game-by-Game

Opponent (Date)	Start	Min.	Fg-Fa	3g-3a	Ftm-Fta	O-D/T	Pf. Asst.	To.	Blk.	Stl.	Pts.
UNCG (11/17)	N	10	1-3	1-2	0-0	0-0/0	0 0	0	0	0	3
Georgia (11/19)	N	7	1-3	0-1	0-0	0-2/2	0 1	1	0	0	2
vs. Hawaii Pac (11/24)	N	11	0-3	0-1	0-0	0-0/0	1 1	0	0	0	0
vs. TCU (11/25)	N	11	1-2	1-2	2-2	0-1/1	2 1	1	0	0	5
vs. Georgetown (11/26)	N	10	0-3	0-1	1-2	0-0/0	1 1	0	0	0	1
at Florida State (11/29)	N	9	1-2	0-0	2-5	0-1/1	0 0	0	0	0	4
Morris Brown (12/4)	Y	22	1-6	1-3	0-0	0-1/1	1 1	2	0	2	3
at Marquette (12/7)	N	6	0-2	0-2	0-0	0-0/0	2 0	0	0	0	0
Bethune Cook (12/9)	N	18	3-5	1-3	2-2	0-2/2	2 1	0	1	0	9
La Tech (12/12)	N	16	3-8	0-1	2-2	0-1/1	0 0	0	0	0	8
Dartmouth (12/22)	N	12	2-4	1-2	0-0	0-1/1	1 3	3	0	0	5
Nebraska (12/28)	N	13	1-3	1-2	0-0	1-0/1	0 0	1	0	0	3
Centenary (12/30)	N	15	0-2	0-1	1-2	0-2/2	1 2	1	0	0	1
at Illinois (1/3)	N	13	1-3	1-2	9-11	1-0/1	2 2	1	0	0	12
Wisconsin (1/6)	N	14	1-4	1-3	0-0	0-2/2	0 1	0	1	0	3
at Ohio State (1/13)	N	6	0-2	0-2	1-2	1-0/1	4 0	1	0	0	1
Purdue (1/17)	N	6	3-5	1-3	0-0	0-1/1	0 0	0	0	1	7
Indiana (1/20)	N	27	6-11	1-4	2-3	0-1/1	3 2	1	0	2	15
Iowa (1/24)	N	18	3-6	3-5	0-3	1-1/2	5 2	0	0	0	9
at Purdue (1/27)	N	18	2-6	0-3	1-2	1-1/2	3 0	3	0	0	5
at Iowa (1/31)	N	7	0-3	0-2	0-0	0-0/0	0 0	1	0	0	0
Ohio State (2/3)	N	19	4-8	3-4	2-2	0-1/1	3 1	1	0	2	13
at Northwestern (2/6)	N	21	1-3	1-2	1-2	0-2/2	3 1	2	0	0	4
Michigan State (2/10)	N	28	2-6	2-4	2-2	0-0/0	4 3	4	0	1	8
Penn State (2/14)	N	23	3-10	1-1	1-2	1-2/3	2 1	3	1	0	8
at Michigan (2/17)	N	28	3-6	0-0	7-10	2-7/9	2 2	1	0	1	13
at Wisconsin (2/21)	N	13	0-3	0-2	0-0	0-0/0	3 0	1	0	0	0
at Indiana (2/28)	N	26	3-11	3-5	8-10	1-3/4	3 2	1	0	0	17
Illinois (3/4)	N	16	1-7	0-3	4-4	0-2/2	2 1	2	0	1	6
Purdue (3/8)	N	35	8-15	5-10	10-15	0-0/0	4 1	3	0	1	31
Villanova (3/14)	N	23	4-10	4-9	2-3	0-1/1	1 2	1	0	0	14
Tulsa (3/19)	N	20	2-11	1-4	2-3	1-2/3	1 1	0	0	1	7
Totals		1/32	522	61-176	33-89	62-89	10-38/48	56	33	35	3 13 217

#11 MAURICE HARGROW

Guard • Fr. • 6-4 • 175 • St. Paul, Minn. • Highland Park HS

Last Two Games: Had one point and two assists in seven minutes at Iowa (2/9) • scored nine points, was 4-of-4 from the field, in 12 minutes vs. Indiana (2/2).

Notable: Had six points and two boards in 13 minutes vs. Penn State (1/30) • scored six points in 14 minutes vs. Ohio State (1/26) • had five points and three rebounds at Michigan (1/19) in 12 minutes • sparked the team off the bench with six points in 10 minutes vs. Michigan (1/9) • scored two points at Texas Tech in a career-high 15 minutes • returned to the lineup vs. Nebraska scoring two points and adding two assists in five minutes • did not play for the second consecutive game because of a broken nose vs. Maryland-Eastern Shore • did not play-injured vs. Oregon • scored seven points in 14 minutes at Georgia before breaking his nose • scored five points in 13 minutes vs. UNC-Wilmington • played seven minutes and scored four points vs. UT-Pan American • had two points and three rebounds vs. Eastern Washington in 11 minutes • scored 11 points in 11 minutes on 5-of-6 shooting against UNC-Asheville • scored seven points in 10 minutes vs. Mercer • was 1-of-2 from the field and 4-of-6 from the line.

SEASON/CAREER HIGHS

Minutes: 15 at Texas Tech (12/30/01)

Points: 11 vs. UNC-Asheville (11/21/01)

Rebounds: 3 - three times; last at Georgia (12/7/01)

Assists: 2 - two times; last at Iowa (2/9/02)

Steals: 1 - two times; last at Georgia (12/7/01)

Blocks: 1 at Georgia (12/7/01)

2001-02 Game-by-Game

Opponent (Date)	Start	Min.	Fg-Fa	3g-3a	Ftm-Fta	O-D/T	Pf.	Asst.	To.	Blk.	Stl.	Pts.
Mercer (11/17)	N	10	1-2	1-1	4-6	0-1/1	0	0	0	0	0	7
UNC-Asheville (11/21)	N	11	5-6	1-1	0-0	0-2/2	0	1	1	0	1	11
E. Washington (11/24)	N	11	1-2	0-0	0-0	1-2/3	1	0	1	0	0	2
at Wake Forest (11/27)	N	4	0-0	0-0	0-0	0-0/0	0	0	0	0	0	0
UT-Pan American (12/1)	N	7	1-4	0-1	2-2	1-2/3	0	0	0	0	0	4
UNC-Wilmington (12/4)	N	13	2-5	1-1	0-0	0-1/1	1	1	0	0	0	5
at Georgia (12/7)	N	14	3-7	1-2	0-0	1-2/3	0	0	1	1	1	7
Oregon (12/10)			Did not play - injured									
Maryland-ES (12/13)			Did not play - injured									
Nebraska (12/22)	N	5	1-2	0-0	0-0	0-0/0	1	2	1	0	0	2
at Texas Tech (12/30)	N	15	1-5	0-4	0-0	0-2/2	1	1	2	0	0	2
at Illinois (1/2)	N	5	0-2	0-1	0-0	0-0/0	0	0	0	0	0	0
Michigan State (1/5)			Did not play									
Michigan (1/9)	N	10	2-2	0-0	2-4	0-1/1	1	0	1	0	0	6
at Purdue (1/12)	N	7	1-2	0-0	0-0	0-0/0	0	1	1	0	0	2
at Wisconsin (1/16)	N	4	1-1	0-0	1-2	1-0/1	0	0	0	0	0	3
at Michigan (1/19)	N	12	1-1	1-1	2-2	0-3/3	1	0	0	0	0	5
Ohio State (1/26)	N	14	2-3	0-0	2-2	0-1/1	1	0	2	0	0	6
Penn State (1/30)	N	13	2-5	0-0	2-2	1-1/2	0	1	0	0	0	6
Indiana (2/2)	N	12	4-4	0-0	1-2	0-0/0	2	0	0	0	0	9
at Iowa (2/9)	N	7	0-0	0-0	1-2	0-1/1	0	2	3	0	0	1

#40 JERRY HOLMAN

F/C • Jr. • 6-10 • 218 • St. Paul, Minn. • Mpls. Community & Tech Coll./Humboldt HS

Last Two Games: Had eight points and a block at Iowa (2/9) • had eight points on 4-of-5 shooting vs. Indiana (2/2).

Notable: Scored 14 points, tied a career-high with eight rebounds, and blocked three shots vs. Penn State (1/30) • started his second career game and responded with 12 points, four rebounds, three blocks and two assists vs. Ohio State (1/26) • scored 12 points, dished out a career-high three assists and blocked three shots in a career-high 30 minutes vs. Michigan (1/9) • had 16 points, on 6-of-7 shooting, three boards, a block and a steal in 23 minutes vs. Michigan State (1/5) • scored 10 points in his first Big Ten game at Illinois (1/2) • had his first career start at Texas Tech, scored two points and grabbed two rebounds while battling foul trouble • had 15 points and a career-high eight rebounds vs. Maryland-Eastern Shore and tied a career-high 26 minutes • had four points, a block and two steals in 18 minutes vs. Oregon • scored seven points and blocked two shots at Georgia • had four points, four rebounds and a career-high four blocks vs. UNC-Wilmington • had eight points, two blocks and a steal vs. UT-Pan American • grabbed a season-high seven rebounds to go along with four points, a block and two steals at Wake Forest • had 14 points on 6-of-9 shooting, three rebounds, a block and two steals in 20 minutes vs. Eastern Washington • had 14 points, on 7-of-10 shooting, six rebounds, one assist, one block and two steals in 21 minutes vs. UNC-Asheville • scored 17 points in 18 minutes against Mercer • broke open the game in a 33 second stretch with six points, including two dunks, and a steal • was 6-of-8 from the field, 5-of-6 from the line, added six boards and a steal.

SEASON/CAREER HIGHS

Minutes: 30 vs. Michigan (1/9/02)

Points: 17 vs. Mercer (11/17/01)

Rebounds: 8 - two times; last vs. Penn State (1/30/02)

Assists: 3 vs. Michigan (1/9/02)

Steals: 2 - four times; last vs. Oregon (12/10/01)

Blocks: 4 vs. UNC-Wilmington (12/4/01)

2001-02 Game-by-Game

Opponent (Date)	Start	Min.	Fg-Fa	3g-3a	Ftm-Fta	O-D/T	Pf.	Asst.	To.	Blk.	Stl.	Pts.
Mercer (11/17)	N	18	6-8	0-0	5-6	4-2/6	2	1	2	0	1	17
UNC-Asheville (11/21)	N	21	7-10	0-0	0-0	1-5/6	3	1	3	1	2	14
E. Washington (11/24)	N	20	6-9	0-0	2-4	1-2/3	4	0	3	1	2	14
at Wake Forest (11/27)	N	26	2-4	0-0	0-0	2-5/7	3	1	0	1	2	4
UT-Pan American (12/1)	N	21	4-9	0-0	0-0	0-1/1	3	1	0	2	1	8
UNC-Wilmington (12/4)	N	18	2-5	0-0	0-1	1-3/4	1	0	3	4	0	4
at Georgia (12/7)	N	23	1-8	0-0	5-6	2-2/4	2	1	3	2	0	7
Oregon (12/10)	N	18	2-4	0-0	0-0	2-1/3	1	1	2	1	2	4
Maryland-ES (12/13)	N	26	5-8	0-0	5-7	6-2/8	1	2	1	2	0	15
Nebraska (12/22)	N	14	2-3	0-0	1-2	1-2/3	3	1	1	0	0	5
at Texas Tech (12/30)	Y	16	1-8	0-0	0-0	1-1/2	5	0	2	0	0	2
at Illinois (1/2)	N	23	5-8	0-0	0-0	1-1/2	4	1	1	0	0	10
Michigan State (1/5)	N	23	6-7	0-0	4-5	1-2/3	2	0	0	1	1	16
Michigan (1/9)	N	30	6-9	0-0	0-0	2-1/3	1	3	2	3	0	12
at Purdue (1/12)	N	19	1-3	0-0	0-0	0-1/1	1	1	1	1	0	2
at Wisconsin (1/16)	N	17	2-3	0-0	0-1	0-3/3	2	0	3	0	0	4
at Michigan (1/19)	N	12	3-6	0-0	0-0	2-1/3	4	0	0	0	1	6
Ohio State (1/26)	Y	28	5-9	0-0	2-2	0-4/4	3	2	1	3	0	12
Penn State (1/30)	Y	25	6-11	0-0	2-2	2-6/8	4	2	2	3	0	14
Indiana (2/2)	Y	21	4-5	0-0	0-0	0-3/3	2	1	1	1	1	8
at Iowa (2/9)	Y	24	3-6	0-0	2-5	0-2/2	4	0	2	0	2	9

#1/4 RICK RICKERT

Forward • Fr. • 6-10 • 202 • Duluth, Minn. • Duluth East HS

Last Two Games: Scored 23 points on 7-of-10 shooting, was 8-of-9 from the free-throw line and blocked two shots at Iowa (2/9) • scored 27 points, on 9-of-18 shooting and grabbed six rebounds in 32 minutes vs. Indiana (2/2).

Notable: Was Big Ten Player of the Week for Feb. 4 • had 26 points in 26 minutes on 9-of-12 shooting, 3-of-5 from beyond the arc vs. Penn State (1/30) • scored 19 points on 5-of-8 shooting, 3-of-4 from beyond the arc vs. Ohio State (1/26) • scored 15 points, grabbed three boards, had two assists and a block at Michigan (1/19) • scored 13 points and grabbed seven boards at Wisconsin (1/16) • had 24 points, on 8-of-12 shooting, seven boards and two steals at Purdue (1/12) • had 15 points on 6-of-8 shooting, four rebounds, two assists and three blocks vs. Michigan State (1/5) • scored 14 points, grabbed three boards and two steals vs. Nebraska • had five points and four rebounds vs. Maryland-Eastern Shore • scored a career-high 28 points and grabbed nine rebounds vs. Oregon in a career-high 36 minutes • 28 points was the most by a Golden Gopher freshman since Randy Carter had 29 against Northwestern on Jan. 26, 1991 • battled foul trouble against Georgia and scored seven points and grabbed seven rebounds • led the team with 13 points vs. UNC-Wilmington • also had four blocks and six rebounds • had eight points, five rebounds and four assists vs. UT-Pan American • had nine points, five rebounds, two assists and two steals in a season-high 32 minutes at Wake Forest • recorded team's first double-double of the season with 14 points and 10 rebounds vs. Eastern Washington • also had five blocks in the game, most by a Golden Gopher since Joel Pryzbilla had six on Feb. 5, 2000 • had 15 points, four rebounds, three assists and a block vs. UNC-Asheville • was 4-of-7 from the field, 3-of-6 from beyond the arc • had 17 points on 7-of-10 shooting in debut vs. Mercer • was 3-of-4 from three-point range • had six rebounds and four blocks.

Milestones: Rickert is the first Minnesota player to have three straight 20-point games since Quincy Lewis had 10 straight in 1999-2000.

SEASON/CAREER HIGHS

Minutes: 36 vs. Oregon (12/10/01)

Points: 28 vs. Oregon (12/10/01)

Rebounds: 10 vs. EWU (11/24/01)

Assists: 4 vs. UT-Pan American (12/1/01)

Steals: 2 - two times; last vs. Nebraska (12/22/01)

Blocks: 5 vs. EWU (11/24/01)

2001-02 Game-by-Game

Opponent (Date)	Start	Min.	Fg-Fa	3g-3a	Ftm-Fta	O-D/T	Pf.	Asst.	To.	Blk.	Stl.	Pts.
Mercer (11/17)	Y	23	7-10	3-4	0-0	3-3/6	3	1	0	4	0	17
UNC-Asheville (11/21)	Y	30	4-7	3-6	4-4	2-2/4	2	3	0	1	1	15
E. Washington (11/24)	Y	27	4-5	1-1	5-8	2-8/10	2	2	2	5	1	14
at Wake Forest (11/27)	Y	32	4-9	1-3	0-0	2-3/5	2	2	1	0	2	9
UT-Pan American (12/1)	Y	28	4-15	0-4	0-0	1-4/5	1	4	1	0	2	8
UNC-Wilmington (12/4)	Y	32	6-12	1-6	0-0	2-4/6	2	1	3	4	0	13
at Georgia (12/7)	Y	21	3-6	1-4	0-0	3-4/7	4	0	2	0	1	7
Oregon (12/10)	Y	36	11-17	2-4	4-7	3-6/9	3	0	1	0	0	28
Maryland-ES (12/13)	Y	22	1-6	0-1	3-3	1-3/4	1	1	1	1	1	5
Nebraska (12/22)	Y	29	6-12	1-6	1-3	1-2/3	4	0	2	0	2	14
at Texas Tech (12/30)	Y	17	1-4	0-2	0-0	0-4/4	5	0	0	0	0	2
at Illinois (1/2)	Y	20	2-6	1-3	0-1	1-0/1	4	1	4	1	1	6
Michigan State (1/5)	Y	33	6-8	1-1	2-2	1-3/4	2	2	1	3	0	15
Michigan (1/9)	Y	16	3-3	1-1	0-1	0-3/3	5	0	2	1	1	7
at Purdue (1/12)	Y	35	8-12	2-4	6-6	2-5/7	3	1	4	0	2	24
at Wisconsin (1/16)	Y	24	6-14	0-5	1-3	2-5/7	3	0	1	1	0	13
at Michigan (1/19)	Y	27	4-8	1-1	6-8	0-3/3	3	2	1	1	0	15
Ohio State (1/26)	Y	30	5-8	3-4	6-6	1-3/4	3	1	3	1	0	19

Penn State (1/30)

Y 26 9-12 3-5 5-8 1-4/5 2 2 2 0 1 26

Indiana (2/2)

Y 32 9-18 2-4 7-10 3-3/6 4 1 2 1 0 27

at Iowa (2/9)

Y 31 7-10 1-4 8-9 1-4/5 3 2 4 2 1 23

#45 DUSTY RYCHART

Forward • 6-7 • 220 • Grand Rapids, Minn. • Grand Rapids HS

Last Two Games: Recorded his fifth double-double of the season with 15 points and 13 rebounds at Iowa (2/9), also had four assists • scored in double figures for the seventh straight game with 14 points and grabbed six boards vs. Indiana (2/2).

Notable: One of three team captains • had 14 points and nine rebounds at Michigan (1/19) • recorded his fourth double-double of the season and 18th of his career with 17 points and 10 rebounds at Wisconsin (1/16) • scored 19 points and grabbed seven boards vs. Michigan (1/9) • had seven points, three assists and tied a career-high with three steals at Illinois (1/2) • scored his 1000th-career point at Texas Tech • led team with 20 points and also grabbed eight rebounds • led team with 18 points and nine rebounds, also had four assists in 35 minutes vs. Nebraska • recorded his third double-double of the season and 17th of his career with 17 points and 10 rebounds vs. Maryland-Eastern Shore • scored 10 points and grabbed five rebounds vs. Oregon • recorded his second double-double of the season and 16th of career with 10 points and 11 rebounds at Georgia • had 10 points and four rebounds vs. UNC-Wilmington • hit a career-high three three-pointers • scored 18 points and grabbed six boards vs. UT-Pan American in 23 minutes • named co-Big Ten Player of the Week (Dec. 3) after averaging 20.0 points and 9.5 rebounds while shooting 59.3 percent from the floor against Wake Forest and UT-Pan American • recorded his first double-double of the season and the 15th of his career at Wake Forest with 22 points and 13 rebounds (8 offensive) • had six points and four assists vs. Eastern Washington • scored nine points and grabbed seven rebounds vs. UNC-Asheville • had 10 points, nine rebounds and two assists vs. Mercer • started career as a walk-on, before earning a scholarship after his second season.

Milestones: Is 22nd on the career points chart with 1,146 points • 6th on career free throw percentage charts at .773 (238-308) • tied for sixth on career field goal percentage list at .511 (442-865) • has scored in double figures in 65 career games • has recorded double-figure rebounds in 22 career games • made 50th straight start vs. Indiana (2/2) • played in 100th career game against Indiana (2/2) • has started 80 of the last 81 games.

CAREER HIGHS

Minutes: 40 - three times; last at Wisconsin (2/21/01)
Points: 34 at Hawaii Pacific (11/24/00)
Rebounds: 18 at Seton Hall (2/23/00)
Assists: 5 - three times; last vs. Penn State (1/30/02)
Steals: 3 - eight times; last at Illinois (1/2/01)
Blocks: 3 vs. Tulsa (3/19/01)

SEASON HIGHS

Minutes: 38 - two times; last at Iowa (2/9/02)
Points: 22 at Wake Forest (11/27/01)
Rebounds: 13 - two times; last at Iowa (2/9/02)
Assists: 5 vs. Penn State (1/30/02)
Steals: 3 at Illinois (1/2/01)
Blocks: 1 - three times; last vs. Penn State (1/30/02)

2001-02 Game-by-Game

Opponent (Date)	Start	Min.	Fg-Fa	3g-3a	Ftm-Fta	O-D/T	Pf.	Asst.	To.	Blk.	Stl.	Pts.
Mercer (11/17)	Y	24	4-10	0-2	2-2	4-5/9	2	2	0	0	1	10
UNC-Asheville (11/21)	Y	24	4-8	0-1	1-2	4-3/7	1	2	4	1	1	9
E. Washington (11/24)	Y	23	2-2	1-1	1-2	1-1/2	3	4	3	0	0	6
at Wake Forest (11/27)	Y	35	8-15	1-1	5-6	8-5/13	4	0	3	0	1	22
UT-Pan American (12/1)	Y	23	8-12	1-2	1-3	2-4/6	4	1	3	0	1	18
UNC-Wilmington (12/4)	Y	32	3-7	3-5	1-2	1-3/4	2	2	1	1	0	10
at Georgia (12/7)	Y	23	2-7	0-0	6-8	4-7/11	3	0	3	0	1	10
Oregon (12/10)	Y	26	3-6	0-0	4-4	2-3/5	3	2	0	0	0	10
Maryland-ES (12/13)	Y	23	8-10	1-3	0-0	0-10/10	1	2	2	0	1	17
Nebraska (12/22)	Y	35	7-17	0-2	4-5	4-5/9	1	4	1	0	0	18
at Texas Tech (12/30)	Y	34	7-15	0-0	6-7	6-2/8	2	3	1	0	2	20
at Illinois (1/2)	Y	31	3-12	0-2	1-1	4-1/5	1	3	2	1	3	7
Michigan State (1/5)	Y	23	3-7	0-0	3-4	1-4/5	4	2	3	0	0	9
Michigan (1/9)	Y	37	9-12	0-1	1-1	3-4/7	3	1	5	0	0	19
at Purdue (1/12)	Y	29	7-8	0-0	0-0	1-4/5	2	2	4	0	1	14
at Wisconsin (1/16)	Y	38	7-14	0-3	3-4	4-6/10	3	2	2	0	0	17
at Michigan (1/19)	Y	35	6-15	0-3	2-2	4-5/9	2	1	4	0	1	14
Ohio State (1/26)	Y	27	4-5	1-1	1-2	2-3/5	3	1	2	1	0	10
Penn State (1/30)	Y	25	5-8	0-0	4-6	2-1/3	3	5	2	1	2	14
Indiana (2/2)	Y	35	6-10	0-2	2-2	2-4/6	2	3	3	1	2	14
at Iowa (2/9)	Y	38	5-8	1-1	4-6	7-6/13	5	4	4	0	0	15

#45 DUSTY RYCHART

Forward • 6-7 • 220 • Grand Rapids, Minn. • Grand Rapids HS

2000-01 Game-by-Game

Opponent (Date)	Start	Min.	Fg-Fa	3g-3a	Ftm-Fta	O-D/T	Pf. Asst.	To. Blk	Stl.	Pts.			
UNCG (11/17)			Did Not Play										
Georgia (11/19)	N	20	2-5	1-1	2-4	1-1/2	2 0	3 0	2 7				
vs. Hawaii Pac (11/24)	Y	29	12-15	1-1	9-9	6-3/9	1 1	2 0	1 34				
vs. TCU (11/25)	Y	31	11-16	0-2	10-13	4-6/10	3 4	3 0	0 32				
vs. Georgetown (11/26)	Y	37	2-11	0-4	2-2	2-9/11	1 1	3 0	0 6				
at Florida State (11/29)	Y	35	2-7	0-2	4-5	4-5/9	1 4	2 0	1 8				
Morris Brown (12/4)	Y	33	5-12	0-0	7-7	4-4/8	0 1	2 0	2 17				
at Marquette (12/7)	Y	40	7-14	0-1	1-1	4-3/7	1 0	1 1	0 15				
Bethune Cook (12/9)	Y	22	7-11	0-0	3-3	1-5/6	2 0	2 0	1 17				
La Tech (12/12)	Y	31	6-9	0-0	3-4	4-5/9	2 0	1 0	0 15				
Dartmouth (12/22)	Y	27	5-8	0-1	3-3	3-7/10	1 4	0 0	1 13				
Nebraska (12/28)	Y	40	6-8	0-0	0-0	4-3/7	1 1	1 1	2 12				
Centenary (12/30)	Y	25	4-6	0-0	5-5	3-4/7	4 2	1 2	1 13				
at Illinois (1/3)	Y	32	9-14	1-2	2-2	1-4/5	2 1	3 1	1 21				
Wisconsin (1/6)	Y	33	4-7	0-0	1-2	2-2/4	2 1	3 0	0 9				
at Ohio State (1/13)	Y	25	2-10	0-3	1-2	4-2/6	3 2	4 0	0 5				
Purdue (1/17)	Y	33	8-14	1-1	6-9	2-3/5	2 5	1 1	2 23				
Indiana (1/20)	Y	36	7-14	0-0	7-9	4-12/16	2 0	0 1	1 21				
Iowa (1/24)	Y	34	5-10	0-2	3-4	5-4/9	5 2	0 1	0 13				
at Purdue (1/27)	Y	33	4-10	1-1	4-4	3-2/5	3 0	4 0	1 13				
at Iowa (1/31)	Y	26	4-8	0-0	0-0	5-2/7	4 2	1 0	1 8				
Ohio State (2/3)	Y	36	8-13	2-2	3-5	3-9/12	3 0	2 0	3 21				
at Northwestern (2/6)	Y	35	6-8	0-0	2-3	1-6/7	3 3	1 1	1 14				
Michigan State (2/10)	Y	36	4-10	1-2	1-1	1-1/2	5 0	1 0	1 10				
Penn State (2/14)	Y	31	9-13	0-0	4-4	2-4/6	3 0	2 0	1 22				
at Michigan (2/17)	Y	32	4-14	0-3	4-5	3-2/5	3 5	3 0	2 12				
at Wisconsin (2/21)	Y	40	3-11	1-2	2-2	4-8/12	4 1	3 0	1 9				
at Indiana (2/28)	Y	30	5-13	0-1	0-0	2-5/7	5 0	3 1	2 10				
Illinois (3/4)	Y	34	4-12	0-1	2-2	3-6/9	4 1	3 0	0 10				
Purdue (3/8)	Y	34	5-10	0-1	1-2	3-8/11	5 2	1 0	1 11				
Villanova (3/14)	Y	36	2-3	0-0	6-7	1-8/9	2 3	0 1	0 10				
Tulsa (3/19)	Y	37	8-21	1-1	6-6	8-7/15	5 0	4 3	4 23				
Totals		30-31	1003	170-337	10-34	104-125	97-150/247	84	46	56	14	33	454

1998-99 Game-by-Game

Opponent (Date)	Start	Min.	Fg-Fa	3g-3a	Ftm-Fta	O-D/T	Pf. Asst.	To. Blk	Stl.	Pts.			
Appalachian St. (11/21)	N	17	5-10	0-0	1-2	1-3/4	2 2	3 0	1 11				
Seton Hall (11/24)	N	7	0-0	0-0	2-2	1-1/2	0 0	1 0	2 2				
Winthrop (11/28)	Y	12	0-2	0-0	1-2	0-1/1	1 1	1 0	0 1				
Oregon State (11/30)	N	4	1-3	0-0	0-0	0-0/0	0 0	0 0	0 0				
at Fresno State (12/4)	N	1	0-1	0-1	0-0	1-0/1	1 0	0 0	0 0				
East Michigan (12/12)	N	5	0-0	0-0	2-2	0-1/1	0 0	0 1	0 2				
at Nebraska (12/19)	N	2	0-0	0-0	0-0	0-1/1	0 0	0 0	0 0				
Sacramento St. (12/29)	N	5	2-3	0-0	0-0	0-1/1	2 1	1 0	0 4				
Penn State (1/9)	N	6	0-2	0-0	0-0	0-1/1	2 0	0 0	0 0				
at Michigan St. (1/13)	N	1	0-0	0-0	0-0	0-0/0	0 0	0 0	0 0				
Iowa (1/16)	N	3	0-0	0-0	0-0	1-0/1	0 0	0 0	0 0				
at Ohio State (1/23)	N	2	0-1	0-0	0-0	0-1/1	0 0	0 0	0 0				
Illinois (2/3)	N	4	0-1	0-0	0-0	0-0/0	2 0	0 0	0 0				
at Iowa (2/10)	N	21	1-5	0-0	2-5	4-2/6	3 2	1 0	3 4				
Michigan State (2/13)	N	17	4-5	0-0	2-2	3-3/6	3 1	2 0	0 10				
at Penn State (2/17)	N	11	3-5	0-0	5-5	1-0/1	1 0	1 0	0 11				
at Purdue (2/23)	N	13	2-4	0-0	1-2	3-4/7	4 0	4 0	0 5				
Purdue (2/25)	N	11	1-3	0-0	0-0	2-1/3	1 2	0 0	2 2				
at Northwestern (2/27)	N	10	0-0	0-0	0-0	1-1/2	3 1	2 0	1 0				
vs. Illinois (3/4)	N	7	0-0	0-0	3-4	1-2/3	1 0	0 0	0 3				
vs. Gonzaga (3/11)	Y	35	10-18	0-1	3-4	8-9/17	3 0	0 0	2 23				
Totals		2/21	194	29-63	0-2	22-30	27-35/59	27	10	19	1	11	80

1999-2000 Game-by-Game

Opponent (Date)	Start	Min.	Fg-Fa	3g-3a	Ftm-Fta	O-D/T	Pf. Asst.	To. Blk	Stl.	Pts.			
UT-Arlington (11/20)	Y	27	10-14	0-0	2-4	6-7/13	2 1	2 0	3 22				
Marquette (11/23)	Y	34	7-14	0-0	8-12	6-6/12	1 2	3 0	2 22				
Morehead St. (11/27)	Y	32	6-8	0-0	0-0	2-5/7	4 3	2 0	3 12				
Virginia (11/30)	Y	24	4-7	0-0	0-1	3-5/8	5 2	0 0	0 8				
Valparaiso (12/4)	Y	33	5-9	1-1	1-3	3-4/7	3 1	7 0	3 12				
Maine (12/11)	Y	23	6-11	0-0	4-5	2-4/6	0 2	1 0	3 16				
at Oregon (12/18)	Y	25	3-4	0-0	4-6	1-2/3	2 1	1 0	0 10				
Furman (12/23)	Y	16	5-10	0-0	1-1	3-5/8	4 0	2 0	0 11				
at Georgia (12/28)	Y	13	6-13	1-1	1-1	3-5/8	4 0	1 0	0 14				
at Nebraska (12/31)	Y	27	5-10	0-1	0-0	5-6/11	4 3	1 0	1 10				
Michigan (1/5)	Y	14	4-7	0-0	2-2	3-2/5	3 1	3 0	1 10				
at Ohio State (1/9)	Y	20	3-11	0-0	0-0	2-5/7	3 0	0 0	0 6				
Iowa (1/12)	Y	25	5-13	0-0	1-2	1-6/7	2 1	1 0	0 11				
at Indiana (1/15)	Y	23	4-6	0-0	1-2	3-8/11	4 3	4 0	0 9				
Purdue (1/19)	Y	22	9-12	0-0	1-2	2-3/5	4 0	1 0	1 19				
at Wisconsin (1/22)	Y	23	8-12	0-0	2-3	1-2/3	4 1	0 0	0 18				
at Penn State (1/26)	Y	24	4-7	1-1	0-0	3-3/6	5 3	3 0	0 9				
Northwestern (1/29)	Y	26	2-6	0-0	3-7	3-5/8	4 2	3 0	0 7				
at Illinois (2/2)	Y	20	1-3	0-0	2-2	2-4/6	0 0	6 0	0 4				
Wisconsin (2/5)	Y	30	4-11	0-1	2-2	3-7/10	2 4	3 0	1 10				
Indiana (2/9)	Y	13	1-3	0-0	0-0	0-2/2	4 1	2 0	0 2				
Illinois (2/17)	Y	28	7-11	0-0	6-6	4-4/8	5 3	2 0	0 20				
at Purdue (2/19)	Y	24	2-6	0-2	4-5	1-3/4	2 1	5 0	3 8				
at Seton Hall (2/23)	Y	29	4-17	0-0	3-4	9-9/18	2 0	3 1	0 11				
at Iowa (2/27)	Y	25	4-8	0-0	2-3	1-6/7	1 2	3 1	1 10				
at Michigan St. (3/2)	Y	21	4-6	0-0	2-2	0-2/2	3 0	1 0	0 10				
Ohio State (3/4)	Y	25	4-6	0-0	2-2	5-7/12	4 2	0 0	0 10				
vs. Iowa (3/9)	Y	30	6-14	0-0	6-7	6-10/16	4 3	4 0	1 18				
Totals		28/28	676	133-259	3-7	60-84	83-137/220	85	42	62	2	25	329

MINNESOTA			80	Game 1		
Mercer			59	November 17, 2001 Williams Arena Minneapolis, Minn.		
Attendance: 12,534						

MINNESOTA			92	Game 2		
UNC-Asheville			65	November 21, 2001 Williams Arena Minneapolis, Minn.		
Attendance: 12,188						

Recap: The Gophers opened their 2001-02 season in dominating style, routing the Mercer Bears 80-59 in front of 12,534 at Williams Arena. Four different Golden Gophers scored in double figures, led by sophomore Michael Bauer's 18 points. Minnesota came out firing on all cylinders, outscoring the overwhelmed Bears 40-18 in the first half. The Maroon and Gold went on numerous runs during the game, but the highlight was junior college transfer Jerry Holman's six points in 33 seconds near the end of the first half. The Gophers led by as many as 40 in the second half.

Minnesota	Min	FG-A	FT-A	R	A	Pt	Mercer	Min	FG-A	FT-A	R	A	Pt
Bauer, F	25	7-16	1-3	8	1	18	Muhammad, F	19	3-5	1-2	4	0	9
Rychart, F	24	4-10	2-2	9	2	10	Hansen, F	13	0-0	0-0	1	0	0
Rickert, C	23	7-10	0-0	6	1	17	Howard, C	27	1-7	4-7	8	1	6
Burleson, G	20	1-5	1-2	3	4	4	January, G	18	0-2	0-1	1	0	0
Fleming, G	23	2-8	0-0	1	1	5	Baker, G	18	2-4	0-0	2	1	5
Robinson	12	0-3	1-2	3	3	1	West	16	2-6	3-6	4	1	9
Hokenson	4	0-0	0-0	0	0	0	Arthur	23	3-6	0-0	0	2	8
Hargrow	10	1-2	4-6	1	0	7	McCurry	22	3-5	3-3	2	4	9
Bennett	15	0-3	1-2	1	4	1	Chvatal	2	0-0	0-0	0	1	0
Bolden	4	0-0	0-0	0	0	0	Emerson	27	4-10	2-3	7	0	11
Lorang	5	0-1	0-1	1	0	0	Walker	15	1-3	0-0	1	0	2
Esselink	13	0-3	0-0	3	2	0	TEAM				4		
Chall	4	0-0	0-0	1	0	0	Totals	200	19-48	13-22	34	10	59
Holman	18	6-8	5-6	6	1	17							
TEAM				3									
Totals	200	28-69	15-24	46	19	80							

Halftime: Minnesota 40, MU 18 **3-Pt Goals:** Minn - 9-29 (Bauer 3-8, Rychart 0-2, Rickert 3-4, Burleson 1-5, Fleming 1-4, Robinson 0-1, Hargrow 1-1, Bennett 0-1, Esselink 0-3) MU - 8-19 (Muhammad 2-4, Baker, 1-3, West 2-2, Arthur 2-5, McCurry 0-1, Emerson 1-3, Walker 0-1)

Turnovers: Minnesota 10, MU 22 **Personal Fouls:** Minnesota 21, MU 20
Technical: None **Fouled Out:** none **Att:** 12,534

Recap: After a sluggish first half, the Golden Gophers scored 56 second-half points en route to a 92-65 drubbing of North Carolina-Asheville at Williams Arena in front of 12,188 fans. For the second consecutive game, Michael Bauer led Minnesota in scoring, pacing five Golden Gophers in double figures. The sophomore forward pumped in a game-high 19 points on 8-of-12 shooting. The Golden Gophers held a double-figure lead throughout the second half, but exploded with 7:34 remaining, scoring 16 of the next 18 points to build their lead to 30 with 3:32 remaining. Despite going 0-for-3 and failing to score, Kevin Burleson dished out a career-high 11 assists.

Minnesota	Min	FG-A	FT-A	R	A	Pt	UNCA	Min	FG-A	FT-A	R	A	Pt
Bauer, F	26	8-12	1-1	2	3	19	Shaw, F	36	5-10	1-2	4	4	12
Rychart, F	24	4-8	1-2	7	2	9	Joyner, F	20	2-5	2-4	4	1	6
Rickert, C	30	4-7	4-4	4	3	15	McGonagil, C	22	2-2	0-1	2	2	4
Burleson, G	23	0-3	0-0	2	11	0	Kragel, G	33	2-6	2-2	2	4	7
Fleming, G	18	3-8	0-0	0	2	8	Carter, G	30	5-8	0-0	2	3	12
Robinson	8	0-3	0-0	0	2	0	Allen	13	1-2	1-1	4	1	3
Hokenson	2	0-1	0-0	0	0	0	Capel	3	0-0	0-0	0	0	0
Hargrow	11	5-6	0-0	2	1	11	Vellacott	0+	0-0	0-0	0	0	0
Bennett	18	5-7	1-2	5	1	11	McCullough	24	4-11	2-2	2	1	11
Bolden	3	0-0	1-2	1	0	1	Harper	12	2-4	0-0	1	0	5
Lorang	3	2-2	0-0	1	1	4	Barber	7	2-2	0-0	1	0	5
Esselink	10	1-6	0-0	1	1	2	TEAM				3		
Chall	3	0-1	0-0	1	0	0	Totals	200	25-50	8-12	25	16	65
Holman	21	7-10	0-0	6	1	14							
TEAM				7									
Totals	200	39-74	8-11	39	26	92							

Halftime: Minnesota 36, UNCA 25 **3-Pt Goals:** Minn - 6-17 (Bauer 2-3, Rychart 0-1, Rickert 3-6, Burleson 0-1, Fleming 0-2, Robinson 0-1, Hargrow 1-1, Esselink 0-2) UNCA - 7-15 (Shaw 1-3, Joyner 0-1, Kragel 1-4, Carter 2-3, McCullough 1-2, Harper 1-1)

Turnovers: Minnesota 12, UNCA 22 **Personal Fouls:** Minnesota 13, UNCA 13
Technical: None **Fouled Out:** none **Att:** 12,188

MINNESOTA			86	Game 3		
Eastern Washington			68	November 24, 2001 Williams Arena Minneapolis, Minn.		
Attendance: 12,533						

Recap: Minnesota defeated Eastern Washington, 86-68, in front of 12,533 fans at Williams Arena as the Golden Gophers shot a stellar 54.5 percent from the field. Junior Michael Bauer led the Maroon and Gold with 17 points. Junior Jerry Holman and freshman Rick Rickert were also key with 14-point efforts. Rickert added a game- and career-high 10 rebounds and five blocks in the drubbing of the Eagles. Rickert's five blocks were the most for a Golden Gopher since Joel Pryzbilla had six on Feb. 5, 2000. Bauer, with his 17 points, has led Minnesota in scoring in all three games this year.

Minnesota	Min	FG-A	FT-A	R	A	Pt	EWU	Min	FG-A	FT-A	R	A	Pt
Bauer, F	24	6-9	3-4	2	0	17	Quinto, F	17	2-3	0-0	1	0	6
Rychart, F	23	2-2	1-2	2	4	6	Lewis, F	31	2-2	2-2	3	5	6
Rickert, C	27	4-5	5-8	10	2	14	Humbert, C	20	2-7	7-9	6	0	11
Burleson, G	24	2-5	0-0	2	8	6	Hester, G	26	3-10	2-2	5	3	8
Bennett, G	24	3-10	0-0	3	1	7	Snow, G	27	5-10	0-0	5	1	15
Robinson	13	1-3	2-2	0	2	5	Hull	4	1-1	0-0	0	0	3
Hokenson	2	0-0	0-0	0	0	0	Lincoln	4	0-0	0-0	0	0	0
Hargrow	11	1-2	0-0	3	0	2	McCulloch	12	3-4	2-4	4	0	8
Fleming	17	2-6	3-4	2	2	7	Cooper	13	0-4	0-0	1	2	0
Bolden	2	0-1	0-0	0	0	0	Browne	15	3-4	0-0	0	0	8
Lorang	2	1-1	0-2	0	0	2	Axton	23	0-5	2-2	2	1	2
Esselink	9	2-2	0-0	3	2	5	Smith	8	0-1	1-2	0	0	1
Chall	2	0-0	1-2	0	0	1	TEAM				4		
Holman	20	6-9	2-4	3	0	14	Totals	200	21-51	16-21	31	12	68
TEAM				3									
Totals	200	30-55	17-28	33	21	86							

Halftime: Minnesota 41, EWU 32 **3-Pt Goals:** Minn - 9-21 (Bauer 2-4, Rychart 1-1, Rickert 1-1, Burleson 2-5, Bennett 1-6, Fleming 0-2, Robinson 1-1, Esselink 1-1) EWU - 10-18 (Quinto 2-3, Snow 5-6, Hull 1-1, Cooper 0-4, Browne 2-3, Axton 0-1)

Turnovers: Minnesota 17, EWU 24 **Personal Fouls:** Minnesota 20, EWU 22
Technical: None **Fouled Out:** EWU-Quinto **Att:** 12,533

MINNESOTA			79	Game 4		
Wake Forest			85	November 27, 2001 Lawrence Joel Coliseum Winston-Salem, N.C.		
Attendance: 9,227						

Recap: The Golden Gophers were unable to hold on as they dropped their first-ever game in the ACC/Big Ten Challenge, 85-79, to 23rd-ranked Wake Forest in Winston-Salem, N.C. Led by senior Dusty Rychart's 22 points and 13 rebounds, the Golden Gophers led 39-36 at halftime and owned the edge for much of the second stanza before letting things slip away. After Travarus Bennett's two free throws with 1:38 remaining gave Minnesota a 79-74 lead, the Demon Deacons scored the last 11 points to win the game. Bennett added 12 along with Kevin Burleson.

Minnesota	Min	FG-A	FT-A	R	A	Pt	Wake Forest	Min	FG-A	FT-A	R	A	Pt
Bauer, F	26	4-14	3-9	5	0	11	Howard, F	35	9-15	1-2	9	3	21
Rychart, F	35	8-15	5-6	13	0	22	Songaila, F	32	5-14	13-13	10	0	23
Rickert, C	32	4-9	0-0	5	2	9	Scott, F	33	7-10	5-8	8	1	19
Burleson, G	29	4-16	2-3	0	4	12	Hicks, G	28	1-8	2-2	2	4	5
Bennett, G	30	4-9	3-3	7	0	12	Dawson, G	22	3-8	0-0	2	1	8
Robinson	3	0-0	0-0	0	0	0	Downey	5	0-1	0-0	1	0	0
Hargrow	4	0-0	0-0	0	0	0	Danielius	15	2-3	1-1	4	1	5
Fleming	14	4-6	0-0	1	2	9	Murray	20	0-3	2-2	2	4	2
Esselink	1	0-0	0-0	0	0	0	Lepore	10	1-5	0-0	1	2	0
Holman	26	2-4	0-0	7	1	4	TEAM				6		
TEAM				3			Totals	200	28-67	24-28	45	16	85
Totals	200	30-73	10-12	41	9	79							

Halftime: Minnesota 39, WFU 36 **3-Pt Goals:** Minn - 9-26 (Bauer 3-9, Rychart 1-1, Rickert 1-3, Burleson 2-8, Bennett 1-3, Fleming 1-2) EWU - 5-25 (Howard 2-4, Songaila 0-2, Hicks 1-7, Dawson 2-7, Downey 0-1, Murray 0-1, Lepore 0-3)

Turnovers: Minnesota 11, WFU 12 **Personal Fouls:** Minnesota 23, WFU 15
Technical: None **Fouled Out:** WFU-Dawson **Att:** 9,227

MINNESOTA	89	Game 5	
		December 1, 2001 Williams Arena Minneapolis, Minn.	
Texas-Pan American 72		Attendance: 12,110	

Recap: Minnesota rebounded from its close loss to nationally-ranked Wake Forest, downing Texas-Pan American 89-72 at Williams Arena in front of 12,110 fans. The Golden Gophers were led by Travarus Bennett's career-high 19 points on 5-of-8 shooting from the field and a perfect 6-for-6 from the charity stripe. In addition to Bennett, three other Golden Gophers scored in double figures - Dusty Rychart (18 points), Michael Bauer (13 points) and Kevin Burlison (10 points). Minnesota shot 47.5 percent from the field (29-61), 47.1 percent from behind the arc (8-17) and 85.2 percent from the line (23-27).

Minnesota	Min	FG-A	FT-A	R	A	Pt	UTPA	Min	FG-A	FT-A	R	A	Pt
Bauer, F	29	3-6	6-6	4	1	13	Nubine, F	27	4-7	0-0	5	0	9
Rychart, F	23	8-12	1-3	6	1	18	Hill, F	17	1-1	1-1	0	0	3
Rickert, F	28	4-15	0-0	5	4	8	Quinn, C	33	3-12	3-5	7	0	9
Burlison, G	30	3-4	2-2	3	6	10	Mitchell, G	20	1-2	2-2	1	4	4
Bennett, G	30	5-8	6-6	4	0	19	Chatman, G	29	6-17	5-6	2	4	21
Robinson	6	0-0	2-4	0	2	2	Montalvo	4	0-1	0-0	0	0	0
Hargrow	7	1-4	2-2	3	0	4	Davis	1	0-0	0-0	0	0	0
Fleming	18	1-3	4-4	6	1	7	Tate	9	0-1	0-0	0	0	0
Bolden	1	0-0	0-0	0	0	0	Sakaly	28	4-9	3-6	2	1	12
Lorang	2	0-0	0-0	0	0	0	Traylor	20	4-6	1-1	3	2	11
Esselink	5	0-0	0-0	0	0	0	Sitnikovas	12	1-1	0-0	1	1	3
Holman	21	4-9	0-0	1	1	8	TEAM				12		
TEAM				5			Totals	200	24-57	15-21	33	13	72
Totals	200	29-61	23-27	37	16	89							

Halftime: Minnesota 42, UTPA 30 3-Pt Goals: Minn - 9-26 (Bauer 1-3, Rychart 1-2, Rickert 0-4, Burlison 2-2, Bennett 3-4, Hargrow 0-1, Fleming 1-1) UTPA - 9-25 (Nubine 1-4, Quinn 0-1, Mitchell 0-1, Chatman 4-10, Tate 0-1, Sakaly 1-3, Traylor 2-4, Sitnikovas 1-1)

Turnovers: Minnesota 16, UTPA 22

Technical: UTPA-bench

Personal Fouls: Minnesota 20, UTPA 23

Fouled Out: UTPA-Nubine

Att: 12,110

MINNESOTA	50	Game 6	
		December 4, 2001 Williams Arena Minneapolis, Minn.	
UNC-Wilmington 58		Attendance: 12,069	

Recap: It was a story of two entirely different halves of basketball for Minnesota as the Golden Gophers fell 58-50 to North Carolina-Wilmington at Williams Arena in front of 12,069 fans. After building a 31-22 halftime lead, the Maroon and Gold went cold, making only seven baskets in the second half and mustering only 19 points to the Seahawks' 36. Minnesota was led by Rick Rickert's 13 points, six boards and four blocks. Dusty Rychart scored 10 points to reach double-digits for the third consecutive game.

Minnesota	Min	FG-A	FT-A	R	A	Pt	UNCW	Min	FG-A	FT-A	R	A	Pt
Bauer, F	31	0-7	3-4	5	1	3	Williams, F	36	6-9	5-6	11	2	18
Rychart, F	32	3-7	1-2	4	2	10	Hare, F	38	1-10	0-0	2	2	3
Rickert, F	32	6-12	0-0	6	1	13	Callahan, C	18	0-4	2-2	5	2	2
Burlison, G	29	3-8	1-2	2	5	8	Chapman, G	8	0-0	0-1	0	1	0
Bennett, G	18	0-1	0-0	0	0	0	Blizzard, G	38	5-10	3-5	4	0	16
Robinson	8	1-3	0-0	2	0	3	Coombs	21	2-5	1-2	3	0	2
Hargrow	13	2-5	0-0	1	1	5	Gunn	7	0-0	0-0	0	0	0
Fleming	19	2-4	0-0	5	1	4	Burnette	30	2-9	6-6	2	3	11
Holman	18	2-5	0-1	4	0	4	Terrell	3	0-0	1-2	0	0	1
TEAM				7			Clifford	1	0-0	2-2	1	0	2
Totals	200	19-52	5-9	36	11	50	TEAM				6		
							Totals	200	16-47	20-26	34	10	58

Halftime: Minnesota 31, UNCW 22 3-Pt Goals: Minn - 7-20 (Bauer 0-2, Rychart 3-5, Rickert 1-6, Burlison 1-4, Robinson 1-1, Hargrow 1-1, Fleming 0-1) UNCW - 6-15 (Williams 1-1, Hare 1-3, Callahan 0-1, Blizzard 3-6, Burnette 1-4)

Turnovers: Minnesota 16, UNCW 12

Technical: none

Personal Fouls: Minnesota 19, UNCW 15

Fouled Out: none

Att: 12,069

MINNESOTA	55	Game 7	
		December 7, 2001 Stegeman Coliseum Athens, Ga.	
Georgia 77		Attendance: 7,158	

Recap: Senior forward Dusty Rychart recorded his second double-double of the season and 16th of his career with 10 points and 11 rebounds, but the Golden Gophers fell to the Georgia Bulldogs 77-55, in Stegeman Coliseum in Athens, Ga. Losing their second consecutive game, the Gophers shot just 19-of-66 (28.8%) from the field, while the Bulldogs made 28-of-66 (42.4%) in maintaining a double-digit lead for much of the game. Travarus Bennett added eight points and six rebounds for Minnesota, while Jerry Holman, Maurice Hargrow and Rick Rickert each contributed seven tallies.

Minnesota	Min	FG-A	FT-A	R	A	Pt	Georgia	Min	FG-A	FT-A	R	A	Pt
Rickert, F	21	3-6	0-0	7	0	7	Wright, G	24	3-8	2-2	3	6	9
Burlison, G	22	2-6	0-0	0	1	4	Williams, G	28	5-15	0-0	9	2	11
Bennett, G	28	3-7	1-2	6	2	8	Hayes Jarvis, F	28	8-17	0-0	5	0	18
Bauer, F	22	1-7	0-0	4	1	2	Daniels, F	27	5-7	5-10	9	0	15
Rychart, F	23	2-7	6-8	11	0	10	Thomas, C	26	1-3	4-4	4	4	6
Robinson	5	0-1	0-2	1	0	0	Watts	2	0-0	0-0	0	1	0
Hokenson	2	0-0	0-0	1	1	0	Cole	18	1-5	2-2	1	3	2
Hargrow	14	3-7	0-0	3	0	7	Britton	2	0-0	0-0	1	1	0
Fleming	26	2-13	1-2	4	1	5	Pevey	14	1-3	0-0	6	0	2
Esselink	14	2-4	0-0	2	0	5	Patrick	19	1-2	0-0	2	2	2
Chall	0+	0-0	0-0	0	0	0	Szymanek	2	0-0	0-0	0	0	0
Holman	23	1-8	5-6	4	1	7	Jonas Hayes	4	1-2	2-2	1	0	4
TEAM				5			Wehunt	6	2-4	0-0	1	0	5
Totals	200	19-66	13-20	48	7	55	TEAM				8		
							Totals	200	28-66	15-20	50	19	77

Halftime: Minnesota 29, UGA 40 3-Pt Goals: Minn - 4-24 (Rickert, 1-4, Burlison, 0-2, Bennett 1-4, Bauer 0-5, Robinson 0-1, Hargrow 1-2, Fleming 0-4, Esselink 1-2) UGA - 6-25 (Wright, 1-5, Williams 1-5, Hayes 2-8, Cole 1-4, Pevey 0-1, Wehunt 1-2)

Turnovers: Minnesota 20, UGA 13

Technical: none

Personal Fouls: Minnesota 17, UGA 19

Fouled Out: none

Att: 7,158

MINNESOTA	75	Game 8	
		December 10, 2001 Williams Arena Minneapolis, Minn.	
Oregon 72		Attendance: 12,610	

Recap: Freshman forward Rick Rickert scored a career-high 28 points to lead Minnesota (5-3) to a 75-72 victory over Oregon (4-3) at Williams Arena. Despite shooting just 40 percent from the field, the Golden Gophers persevered to halt a two-game losing streak. Rickert's 28-point performance is the most by a Minnesota freshman since Randy Carter notched 29 against Northwestern on January 26, 1991. He just missed his second double-double of the season, leading Minnesota with nine rebounds. Kerwin Fleming (14), Travarus Bennett (11) and Dusty Rychart (10) also scored in double figures.

Minnesota	Min	FG-A	FT-A	R	A	Pt	Oregon	Min	FG-A	FT-A	R	A	Pt
Rickert, F	36	11-17	4-7	9	0	28	Johnson, F	29	2-7	2-3	6	0	6
Bauer, F	24	1-7	0-0	7	0	2	Jackson, F	32	2-8	3-4	7	4	7
Rychart, F	26	3-6	4-4	5	0	10	Christoffersen, C	18	3-3	5-7	4	0	11
Burlison, G	30	3-11	0-0	1	5	6	Ridnour, G	37	4-9	0-0	5	6	11
Bennett, G	30	3-6	4-6	5	0	11	Jones, G	35	4-11	2-2	4	4	11
Robinson	4	0-0	0-0	0	0	0	Davis	17	4-6	0-0	0	2	11
Fleming	23	3-11	5-6	3	2	14	Lever	3	1-1	0-0	0	0	3
Esselink	9	0-3	0-0	0	3	0	Helquist	11	3-3	1-1	0	0	7
Holman	18	2-4	0-0	3	1	4	Anderson	18	2-4	1-2	5	0	5
TEAM				2			TEAM				8		
Totals	200	26-65	17-23	35	13	75	Totals	200	25-52	14-19	39	16	72

Halftime: Minnesota 33, UO 34 3-Pt Goals: Minn - 6-24 (Rickert, 2-4, Bauer 0-3, Burlison, 0-5, Bennett 1-3, Fleming 3-6, Esselink 0-3) UO - 8-21 (Jackson 0-4, Ridnour 3-8, Jones 1-3, Davis 3-5, Lever, 1-1)

Turnovers: Minnesota 9, UO 18

Technical: none

Personal Fouls: Minnesota 14, UO 18

Fouled Out: none

Att: 12,610

MINNESOTA	95	Game 9
Maryland-Eastern Shore	72	December 13, 2001 Williams Arena Minneapolis, Minn.
Attendance: 12,155		

Recap: Five players scored in double figures to lead Minnesota to a convincing 95-48 win over Maryland-Eastern Shore at Williams Arena. The Golden Gophers' 47-point win is the third-largest in school history. The Golden Gophers never trailed in the game, taking a 45-24 lead at the half. Dusty Rychart posted his third double-double of the season with a game-high 17 points and 10 rebounds. Travarus Bennett finished with 16 points, while Michael Bauer and Jerry Holman added 15 apiece. Steve Esselink pitched in a career-high 12 points on 5-of-5 shooting. Kevin Burleson added a game-high eight assists.

Minnesota	Min	FG-A	FT-A	R	A	Pt	UMES	Min	FG-A	FT-A	R	A	Pt	
Rickert, F	22	1-6	3-3	4	1	5	Smith, T, F	1	0-0	0-0	0	0	0	
Bauer, F	19	5-8	3-5	2	3	15	Bowen, F	35	4-8	2-2	5	0	10	
Rychart, F	23	8-10	0-0	10	2	17	Newson, C	16	1-5	0-2	2	1	2	
Burleson, G	22	1-2	3-4	4	8	5	Hickman, G	27	3-7	1-2	1	2	7	
Bennett, G	23	4-4	5-6	2	2	16	Trotter, G	33	3-18	2-2	2	2	9	
Robinson	14	0-2	0-0	2	4	0	Majeed	1	0-0	0-0	0	0	0	
Hokenson	4	0-1	0-0	1	0	0	Campbell	22	2-7	0-0	1	0	5	
Fleming	15	2-5	3-3	0	1	8	Joiner	17	2-7	2-2	2	1	7	
Bolden	4	0-2	0-0	2	0	0	Darby	15	1-2	0-0	0	0	3	
Lorang	10	1-4	0-0	0	0	2	Smith, L	4	0-0	0-0	1	0	0	
Esselink	14	5-5	0-0	1	2	12	Thomas	12	0-0	0-0	1	0	0	
Chall	4	0-1	0-0	0	0	0	Trotman	17	2-3	1-3	8	0	5	
Holman	26	5-8	5-7	8	2	15	TEAM						6	
TEAM						6	Totals	200	18-57	8-13	29	6	48	
Totals	200	32-58	22-28	42	25	95								

Halftime: Minnesota 45 UMES 24 3-Pt Goals: Minn - 9-19 (Rickert 0-1, Bauer 2-3, Rychart 1-3, Bennett 3-3, Robinson 0-1, Hokenson 0-1, Fleming 1-3, Bolden 0-1, Lorang 0-1, Esselink 2-2) UMES - 4-20 (Hickman 0-3, Trotter 1-5, Campbell 1-6, Joiner 1-4, Darby 1-2)
Turnovers: Minnesota 13, UMES 18
Personal Fouls: Minnesota 15, UMES 18
Technical: none
Fouled Out: UMES-Thomas
Att: 12,155

MINNESOTA	81	Game 10
Nebraska	72	December 22, 2001 Williams Arena Minneapolis, Minn.
Attendance: 13,435		

Recap: The Golden Gophers upped their record to 7-3 with an 81-72 victory over the Nebraska Cornhuskers at Williams Arena in front of 13,435 fans. Minnesota was led by senior Dusty Rychart's 18 points and nine rebounds. Rychart scored 15 of his game-high total in the second half, while Michael Bauer (15) and Rick Rickert (14) also scored in double-figures. Bauer led Minnesota with 13 first-half points, pacing the Golden Gophers to a 38-30 advantage. Minnesota never trailed in the second half despite an outstanding effort by Nebraska.

Minnesota	Min	FG-A	FT-A	R	A	Pt	Nebraska	Min	FG-A	FT-A	R	A	Pt
Rickert, F	29	6-12	1-3	3	0	14	Muhleisen, F	33	4-9	1-2	4	5	13
Bauer, F	25	5-10	2-2	4	3	15	Buckendahl, F	27	1-4	1-2	4	1	3
Rychart, F	35	7-17	4-5	9	4	18	Conklin, C	12	0-2	0-0	2	0	0
Burleson, G	26	3-4	1-1	0	5	9	Cochran, C	23	4-7	0-0	2	2	11
Bennett, G	28	1-2	5-7	5	1	8	Clemmons, G	26	4-9	0-0	4	3	10
Robinson	10	0-2	0-0	0	1	0	Robinson	20	4-7	2-2	2	2	14
Hargrow	5	1-2	0-0	0	2	2	Boeker	4	0-0	0-2	1	0	0
Fleming	20	3-5	0-1	2	1	8	Ford	5	0-0	2-2	2	1	2
Esselink	8	1-3	0-0	3	0	2	Simms	14	3-4	2-3	3	1	8
Holman	14	2-3	1-2	3	1	5	Heimos	13	1-2	0-0	1	0	2
TEAM						4	Turek	23	2-5	3-4	3	1	9
Totals	200	29-60	14-21	33	18	81	TEAM						4
							Totals	200	24-49	11-17	32	16	72

Halftime: Minnesota 38, NU 30 3-Pt Goals: Minn - 9-25 (Rickert, 1-6, Bauer 3-8, Rychart 0-2, Burleson 2-3, Bennett 1-1, Robinson 0-2, Fleming 2-3) NU - 13-22 (Muhleisen 4-6, Buckendahl 0-1, Cochran 3-5, Clemmons 2-4, Robinson 4-6)
Turnovers: Minnesota 11, NU 18
Personal Fouls: Minnesota 19, NU 18
Technical: NU-bench
Fouled Out: NU-Turek
Att: 13,435

MINNESOTA	60	Game 11
Texas Tech	80	December 30, 2001 United Spirit Arena Lubbock, Texas
Attendance: 14,232		

Recap: Senior Dusty Rychart led the Golden Gophers with 20 points, as Minnesota (7-4) fell to Texas Tech (10-1), 80-60, in Lubbock, Texas. In the game, Rychart became the 31st Golden Gopher in school history to score 1,000 career points (1,013 points). In the second half with Minnesota leading 46-44, the Red Raiders went on a 16-2 run to take a 60-48 advantage. The run was ended by a pair of Rychart free throws, but the Gophers were unable to recover. The Golden Gophers were short-handed going into the ball game, as guard Kerwin Fleming didn't play due to back spasms. Minnesota also found its bench depleted due to foul trouble as four Gophers fouled out.

Minnesota	Min	FG-A	FT-A	R	A	Pt	Texas Tech	Min	FG-A	FT-A	R	A	Pt
Rickert, F	17	1-4	0-0	4	0	2	Storozynski, F	28	4-9	2-2	11	1	10
Rychart, F	34	7-15	6-7	8	3	20	Powell, F	30	4-10	6-9	8	0	14
Holman, C	16	1-8	0-0	2	0	2	Ellis, C	38	6-10	4-7	10	0	16
Burleson, G	34	2-12	1-2	5	5	6	Emmett, G	35	7-13	5-7	7	2	20
Bennett, G	33	6-14	0-2	10	3	15	Chavis, G	37	4-8	5-6	3	8	14
Robinson	6	0-1	0-0	0	0	0	Shropshire	2	0-1	0-0	1	0	0
Hargrow	15	1-5	0-0	2	1	2	Doudney	7	1-2	0-0	0	0	3
Bolden	1	0-0	0-0	0	0	0	Marshall	4	0-1	0-0	1	1	0
Lorang	2	0-0	0-0	1	0	0	Ross	3	0-0	0-0	0	0	0
Esselink	21	2-9	1-2	1	4	7	Cassidy	2	0-1	0-0	0	0	0
Bauer	21	2-5	2-2	6	0	6	Valdez	10	0-0	1-3	1	1	1
TEAM						2	Arenas	2	0-1	0-0	1	0	0
Totals	200	22-73	10-15	41	16	60	Michalec	2	1-1	0-0	2	0	2
							TEAM						1
							Totals	200	27-57	23-34	46	13	80

Halftime: Minnesota 37, TT 37 3-Pt Goals: Minn - 6-29 (Rickert 0-2, Bauer 0-3, Burleson 1-6, Bennett 3-7, Robinson 0-1, Esselink 2-6, Hargrow 0-4) TT - 3-12 (Powell 0-1, Emmett 1-1, Chavis 1-4, Shropshire 0-1, Doudney 1-2, Marshall 0-1, Cassidy 0-1, Arenas 0-1)
Turnovers: Minnesota 11, TT 14
Personal Fouls: Minnesota 28, TT 16
Technical: UM-bench
Fouled Out: UM - Rickert, Bauer, Holman, Burleson
Att: 14,232

MINNESOTA	53	Game 12
Illinois	76	January 2, 2002 Assembly Hall Champaign, Ill.
Attendance: 16,500		

Recap: The Golden Gophers opened their Big Ten basketball schedule with a 76-53 loss at seventh-ranked Illinois in Champaign, Ill., in front of 16,500 fans. The Gophers were led by Michael Bauer's 16 points and four rebounds. It was the first time the sophomore had led Minnesota in scoring since he paced the Golden Gophers in their first three contests. Travarus Bennett, who was coming off a 15 point/10 rebound performance versus Texas Tech, led Minnesota with seven rebounds to go along with his six points. Illinois was led by Brian Cook's 16 points and eight carsoms.

Minnesota	Min	FG-A	FT-A	R	A	Pt	Illinois	Min	FG-A	FT-A	R	A	Pt	
Bauer, F	29	6-13	3-4	4	1	16	Harrington, F	32	3-8	0-0	1	7	9	
Rychart, F	31	3-12	1-1	5	3	7	Cook, F	32	6-11	4-4	8	2	16	
Rickert, C	20	2-6	0-1	1	1	5	Archibald, C	26	6-11	6-10	5	0	14	
Burleson, G	25	0-2	0-0	2	4	0	Bradford, G	32	3-7	6-8	3	4	14	
Bennett, G	28	2-6	2-3	7	3	6	Williams, G	33	2-6	2-2	4	4	8	
Robinson	4	0-0	0-1	0	0	0	Head	22	2-3	2-2	1	2	7	
Hokenson	1	0-0	0-0	1	0	0	Ferguson	1	0-0	0-0	0	1	0	
Hargrow	5	0-2	0-0	0	0	0	Howard	1	0-0	0-0	0	0	0	
Fleming	19	2-3	0-1	0	1	4	Thomas	1	0-1	0-0	0	0	0	
Esselink	14	2-2	0-0	1	0	5	Powell	3	1-1	0-0	0	0	2	
Chall	1	0-0	0-0	1	0	0	Smith	17	3-6	0-0	6	2	6	
Holman	23	5-8	0-0	2	1	10	TEAM						3	
TEAM						4	Totals	200	24-50	20-26	31	22	76	
Totals	200	22-54	6-11	28	14	53								

Halftime: Minnesota 25, UI 34 3-Pt Goals: Minn - 3-13 (Bauer 1-3, Rychart 0-2, Rickert 1-3, Burleson 0-1, Bennett 0-1, Hargrow 0-1, Fleming 0-1, Esselink 1-1) IL - 8-22 (Harrington 3-8, Cook 0-2, Bradford 2-4, Williams 2-6, Head 1-2)
Turnovers: Minnesota 17, IL 12
Personal Fouls: Minnesota 19, IL 14
Technical: none
Fouled Out: none
Att: 16,500

MINNESOTA	70	Game 13
Michigan State	67	January 5, 2002 Williams Arena Minneapolis, Minn.
Attendance: 16,500		

Recap: The Golden Gophers earned their first Big Ten victory of the season, downing No. 17 Michigan State, 70-67, in front of 13,696 fans. It also was Minnesota's first victory over a ranked opponent since a 54-49 victory Jan. 6, 2001, against No. 12 Wisconsin. Jerry Holman came off the bench to score 16 points, including 10 in the first half, for the Gophers. The 6-10 junior was 6-of-7 from the field and 4-of-5 from the free-throw line. Rick Rickert added 15 points, while Michael Bauer reached double figures for the second consecutive game with 12 tallies.

Minnesota	Min	FG-A	FT-A	R	A	Pt	Michigan State	Min	FG-A	FT-A	R	A	Pt
Bauer, F	33	4-9	1-3	3	3	12	Wolfe, F	29	3-15	4-5	12	1	11
Rychart, F	23	3-7	3-4	5	2	9	Anderson, F	20	2-3	2-2	2	1	6
Rickert, C	33	6-8	2-2	4	2	15	Anagnonye, F	37	5-9	1-3	7	1	11
Burleson, G	23	1-6	3-4	2	2	5	Hill, G	38	8-14	3-3	4	2	25
Bennett, G	30	1-4	5-7	3	1	7	Torbert, G	36	4-12	1-2	7	4	11
Fleming	28	1-6	3-4	3	1	6	Ishbia	1	0-0	0-0	0	0	0
Esselink	7	0-2	0-0	0	1	0	Bograkos	25	1-2	0-1	4	1	3
Holman	23	6-7	4-5	3	0	16	Andreas	13	0-0	0-0	1	0	0
TEAM				3			Westrick	10	0-0	0-0	1	0	0
Totals	200	22-49	21-29	26	12	70	TEAM				3		
							Totals	200	23-55	11-16	41	10	67

Halftime: Minnesota 37, MSU 30 **3-Pt Goals:** Minn - 5-16 (Bauer 3-6, Rickert 1-1, Burleson 0-4, Bennett 0-1, Fleming 1-3, Esselink 0-1) MSU - 10-21 (Wolfe 1-5, Hill 6-10, Torbert 2-5, Bograkos 1-1)
Turnovers: Minnesota 11, MSU 17 **Personal Fouls:** Minnesota 17, MSU 24
Technical: none **Fouled Out:** MSU-Anderson, Anagnonye **Att:** 13,696

MINNESOTA	90	Game 14
Michigan	82	January 9, 2002 Williams Arena Minneapolis, Minn.
Attendance: 13,172		

Recap: The Golden Gophers earned their second consecutive Big Ten Conference victory with a 90-82 victory over the Michigan Wolverines in Williams Arena in front of 13,172 fans. Minnesota trailed 41-38 at halftime, but 81.8 percent shooting from the field in the second half led the Gophers to victory. Gold Country shot 69.4 percent from the field for the game, including 61.5 from three-point range. Both marks are the third-best in school history. Dusty Rychart led the Gophers with 19 points, Michael Bauer added 15 points, while Jerry Holman poured in 12 for Minnesota.

Minnesota	Min	FG-A	FT-A	R	A	Pt	Michigan	Min	FG-A	FT-A	R	A	Pt
Bauer, F	27	6-8	1-2	7	2	15	Robinson, F	34	8-18	3-3	4	3	19
Rychart, F	37	9-12	1-1	7	1	19	Blanchard, F	29	5-10	4-4	5	3	17
Rickert, C	16	3-3	0-1	3	0	7	Young, C	36	2-4	4-4	7	0	8
Burleson, G	25	5-8	6-6	3	4	19	Jones, G	18	1-3	3-4	2	1	6
Bennett, G	26	1-1	2-2	3	3	5	Godfredson, G	14	0-0	0-0	0	1	0
Robinson	2	0-1	0-0	0	0	0	Queen	26	2-6	0-0	0	6	5
Hargrow	10	2-2	2-4	1	0	6	Ingerson	10	3-9	0-0	0	0	9
Fleming	22	2-5	2-4	1	2	7	Groninger	18	3-7	5-5	0	1	13
Esselink	5	0-0	0-0	0	2	0	Bailey	15	2-6	1-2	3	0	5
Holman	30	6-9	0-0	3	3	12	TEAM				3		
TEAM				4			Totals	200	26-63	20-22	24	15	82
Totals	200	34-49	14-20	32	17	90							

Halftime: Minnesota 38, MI 41 **3-Pt Goals:** Minn - 8-13 (Bauer 2-2, Rychart 0-1, Rickert 1-1, Burleson 3-4, Bennett 1-1, Robinson 0-1, Fleming 1-3) MI - 10-25 (Robinson 0-2, Blanchard 3-6, Jones 1-2, Queen 1-3, Ingerson 3-7, Groninger 2-5)
Turnovers: Minnesota 23, MI 14 **Personal Fouls:** Minnesota 19, MI 22
Technical: none **Fouled Out:** Minn - Rickert **Att:** 13,172

MINNESOTA	87	Game 15
Purdue	71	January 12, 2002 Mackey Arena West Lafayette, Ind.
Attendance: 12,488		

Recap: Scoring 53 points in the second half, the Golden Gophers won their third consecutive Big Ten tilt, downing Purdue 87-71 in West Lafayette, Ind. The victory was also the Golden Gophers first road win of the season. Kevin Burleson and Rick Rickert led the Golden Gophers with 24 points each, as Minnesota won for just the second time in its last 21 visits to Mackey Arena. Burleson also led the Golden Gophers with five assists, while Rickert had a game-high seven rebounds. Dusty Rychart added 14 points and five rebounds for Minnesota.

Minnesota	Min	FG-A	FT-A	R	A	Pt	Purdue	Min	FG-A	FT-A	R	A	Pt
Rickert, F	35	8-12	6-6	7	1	24	Smith, F	34	2-7	4-4	3	2	8
Bennett, F	24	2-4	2-2	6	2	7	Kilgore, F	25	3-7	4-4	1	0	12
Bauer, F	22	2-4	0-0	3	3	4	Allison, C	24	3-7	4-7	5	0	10
Rychart, F	29	7-8	0-0	5	2	14	Deane, G	36	9-18	7-8	1	3	29
Burleson, G	32	7-13	7-10	3	5	24	Parkinson, G	27	1-4	0-0	4	7	2
Robinson	2	0-0	0-0	0	0	0	Buscher	23	1-2	0-0	5	1	2
Hargrow	7	1-2	0-0	0	1	2	Lewis	17	2-6	0-0	4	2	5
Fleming	25	2-5	2-4	1	1	7	Marshall	12	1-3	0-0	0	0	3
Esselink	5	1-1	0-0	2	0	3	Carroll	2	0-0	0-0	0	0	0
Holman	19	1-3	0-0	1	0	2	TEAM				2		
TEAM				1			Totals	200	22-54	19-23	25	15	71
Totals	200	31-52	17-22	29	16	87							

Halftime: Minnesota 34, PU 40 **3-Pt Goals:** Minn - 8-16 (Rickert 2-4, Bennett 1-1, Bauer 0-1, Burleson 3-7, Fleming 1-2, Esselink 1-1) PU - 8-21 (Smith 0-3, Kilgore 2-5, Deane 4-7, Parkinson 0-3, Lewis 1-2, Marshall 1-1)
Turnovers: Minnesota 19, PU 19 **Personal Fouls:** Minnesota 17, PU 19
Technical: none **Fouled Out:** Minn - Fleming **Att:** 12,488

MINNESOTA	64	Game 16
Wisconsin	73	January 16, 2002 Kohl Center Madison, Wis.
Attendance: 16,363		

Recap: Despite Dusty Rychart's fourth double-double of the season and 18th of his career, the Minnesota Golden Gophers fell to Wisconsin 73-64, in Madison. Minnesota overcame a 16-point second half deficit, by going on a 17-4 run to climb within three points following Kevin Burleson's only basket of the night at 67-64 with 46.6 seconds remaining. But the Badgers made six consecutive free throws, while the Gophers committed their 19th and 20th turnovers of the night in the final minute to seal the game for Wisconsin. Rychart ended the game with 17 points and 10 rebounds, while Rickert added 13 points and seven caroms.

Minnesota	Min	FG-A	FT-A	R	A	Pt	Wisconsin	Min	FG-A	FT-A	R	A	Pt
Rickert, F	24	6-14	1-3	7	0	13	Mader, F	16	1-1	4-4	1	1	6
Bauer, F	33	3-6	3-4	7	1	7	Wills, F	26	0-4	5-7	4	0	5
Rychart, F	38	7-14	3-4	10	2	17	Davis, G	32	4-6	1-2	3	2	10
Burleson, G	23	1-6	0-0	0	3	2	Penney, G	35	5-13	8-9	6	2	19
Bennett, F	32	2-4	5-6	8	3	9	Harris, G	38	6-15	2-2	4	1	16
Robinson	3	0-0	0-0	0	0	0	Owens	13	1-7	0-0	1	1	3
Hargrow	4	1-1	1-2	1	0	3	Plank	7	0-1	0-0	1	1	0
Fleming	22	3-7	1-2	3	2	9	Wilkinson	33	5-8	3-4	10	1	14
Esselink	4	0-0	0-0	0	0	0	TEAM				1		
Holman	17	2-3	0-1	3	0	4	Totals	200	22-55	23-28	31	9	73
TEAM				2									
Totals	200	25-55	11-18	41	11	64							

Halftime: Minnesota 35, UW 34 **3-Pt Goals:** Minn - 3-17 (Rickert 0-5, Bauer 1-3, Rychart 0-3, Burleson 0-2, Bennett 0-1, Fleming 2-3) UW - 6-24 (Wills 0-2, Davis 1-1, Penney 1-6, Harris 2-9, Owens 1-4, Plank 0-1, Wilkinson 1-1)
Turnovers: Minnesota 20, UW 9 **Personal Fouls:** Minnesota 25, UW 21
Technical: none **Fouled Out:** Minn - Fleming, Burleson **Att:** 16,363

MINNESOTA
Michigan

69
71

Game 17

January 19, 2002
Crisler Arena
Ann Arbor, Mich.

Attendance: 11,603

Recap: Michigan was able to steal a 71-69 victory over Minnesota in Ann Arbor, Mich., as Bernard Robinson Jr. hit a running jumper with 3.3 seconds remaining for the win. It was the first loss for the Golden Gophers in their last four meetings with Michigan. Minnesota was led by its front line, which accounted for 75 percent of the team's scoring. Sophomore Michael Bauer led the Gophers in scoring for the fifth time this season, with 17 points. Rickert scored 15 points, while Rychart added 14 and nine rebounds, just missing his fifth double-double of the season.

Minnesota	Min	FG-A	FT-A	R	A	Pt	Michigan	Min	FG-A	FT-A	R	A	Pt
Rychart, F	35	6-15	2-2	9	1	14	Groninger, F	17	0-4	2-3	2	1	2
Bennett, F	26	1-2	0-0	4	1	3	Bailey, F	16	0-1	4-4	3	1	4
Rickert, C	27	4-8	6-8	3	2	15	Young, C	37	6-13	6-7	4	1	18
Burleson, G	33	2-6	2-2	4	8	6	Queen, G	35	2-3	0-0	0	4	5
Bauer, G	30	7-15	0-0	2	2	17	Gotfredson, G	3	0-0	0-0	0	0	0
Fleming	23	0-1	3-6	4	1	3	Ingerson	23	4-11	0-0	4	2	10
Esselink	2	0-1	0-0	0	0	0	Blanchard	27	8-10	1-2	3	0	20
Holman	12	3-6	0-0	3	0	6	Robinson, Jr.	25	5-12	2-2	10	6	12
Hargrow	12	1-1	2-2	3	0	5	Jones	17	0-2	0-0	2	0	0
TEAM				3			TEAM				1		
Totals	200	24-55	15-20	35	15	69	Totals	200	25-56	15-18	29	15	71

Halftime: Minnesota 29, MI 28 **3-Pt Goals:** Minn - 6-17 (Rychart 0-3, Bennett 1-1, Rickert 1-1, Burleson 0-3, Bauer 3-7, Esselink 0-1, Hargrow 1-1) MI - 6-19 (Groninger 0-2, Queen 1-2, Ingerson 2-6, Blanchard 3-5, Robinson 0-2, Jones 0-2)
Turnovers: Minnesota 16, MI 16 **Personal Fouls:** Minnesota 17, MI 15
Technical: none **Fouled Out:** MI - Blanchard **Att:** 11,603

MINNESOTA
Ohio State

89
71

Game 18

January 26, 2002
Williams Arena
Minneapolis, Minn.

Attendance: 13,838

Recap: The Golden Gophers won their third straight Big Ten game at home, downing No. 20/23 Ohio State 89-71. It was the first conference loss for the Buckeyes, snapping a nine-game Buckeye winning streak. Travarus Bennett's career-high 21 points led Minnesota. The senior guard also had seven rebounds, while making all six shots from the field, including three from three-point range, and all six of his free throws. Rick Rickert reached double figures for the fourth straight game, adding 19 points, while Jerry Holman and Dusty Rychart scored 12 and 10 points, respectively.

Minnesota	Min	FG-A	FT-A	R	A	Pt	Ohio State	Min	FG-A	FT-A	R	A	Pt
Rickert, F	30	5-8	6-6	4	1	19	Williams, F	35	3-4	2-2	5	0	8
Holman, F	28	5-9	2-2	4	2	12	Radinovic, C	13	1-3	7-10	4	0	9
Rychart, F	27	4-5	1-2	5	1	10	Darby, G	37	4-12	4-4	4	2	14
Fleming, G	27	4-9	0-0	2	3	9	Brown, G	29	6-13	2-5	2	4	14
Bennett, G	29	6-6	6-6	7	2	21	Savovic, G	21	1-4	2-3	3	3	4
Hargrow	14	2-3	2-2	1	0	6	Fuss-Cheatham	11	1-4	0-0	3	3	2
Burleson	28	2-3	2-4	1	9	6	Connolly	25	6-8	1-2	0	0	17
Esselink	1	0-0	0-0	0	0	0	Dials	14	1-4	0-1	4	2	2
Bauer	16	2-7	1-2	0	0	6	Dudley	10	0-1	1-2	1	0	1
TEAM				3			Martin	5	0-0	0-0	0	0	0
Totals	200	30-50	20-24	27	18	89	TEAM	4					
							Totals	200	23-53	19-29	30	14	71

Halftime: Minnesota 40, OSU 33 **3-Pt Goals:** Minn - 9-15 (Rickert 3-4, Rychart 1-1, Fleming 1-2, Bennett 3-3, Burleson 0-1, Bauer 1-4) OSU - 6-17 (Darby 2-6, Brown 0-3, Savovic 0-2, Connolly 4-6)
Turnovers: Minnesota 11, OSU 14 **Personal Fouls:** Minnesota 19, OSU 22
Technical: none **Fouled Out:** OSU - Williams **Att:** 13,838

MINNESOTA
Penn State

94
70

Game 19

January 30, 2002
Williams Arena
Minneapolis, Minn.

Attendance: 13,130

Recap: Minnesota thumped Penn State, 94-70, at Williams Arena in front of 13,130 Gopher faithful. Freshman Rick Rickert was the star for the Maroon and Gold, scoring 26 points on 9-of-12 shooting and pulling down five rebounds. The win marked the largest Big Ten victory since downing Penn State Feb. 2, 1999 in State College 93-69, while running the Golden Gopher home-court winning streak to seven games. Dusty Rychart and Jerry Holman each added 14 points, while Michael Bauer scored 12 off the bench. Holman also led the team with a game-high eight rebounds and three blocked shots.

Minnesota	Min	FG-A	FT-A	R	A	Pt	Penn State	Min	FG-A	FT-A	R	A	Pt
Rickert, F	26	9-12	5-8	5	2	26	Tate, F	30	1-8	1-3	1	2	3
Rychart, F	25	5-8	4-6	3	5	14	Smith, F	30	6-13	6-8	3	2	18
Holman, C	25	6-11	2-2	8	2	14	Jagla, C	27	4-8	0-0	4	1	8
Fleming, G	20	2-2	0-0	4	0	5	Watkins, G	34	5-11	1-2	3	4	13
Bennett, G	20	2-5	0-0	4	2	4	Chambliss, G	33	3-9	6-6	3	1	14
Robinson	5	0-0	0-0	2	0	0	Krimmel	6	0-0	0-0	1	1	0
Hokenson	2	0-0	0-0	0	1	0	Vossekuil	11	0-1	0-0	1	0	0
Hargrow	13	2-5	2-2	2	1	6	Tielsch	18	2-5	0-0	1	2	5
Burleson	24	0-0	2-2	2	5	2	Egekeze	8	2-2	5-7	4	0	9
Bolden	2	1-1	0-0	2	0	2	McDougald	2	0-1	0-0	1	0	0
Lorang	6	2-3	1-2	0	0	5	Crenshaw	1	0-2	0-0	1	0	0
Esselink	11	2-2	0-0	1	3	4	TEAM				4		
Chall	2	0-1	0-0	0	0	0	Totals	200	23-60	19-26	27	14	70
Bauer	19	5-8	2-2	2	3	12							
TEAM				3									
Totals	200	36-58	18-24	38	24	94							

Halftime: Minnesota 47, PSU 27 **3-Pt Goals:** Minn - 4-11 (Rickert 3-5, Fleming 1-1, Bennett, 0-2, Lorang 0-1, Bauer 0-2) PSU - 5-22 (Tate 0-5, Smith 0-3, Watkins 2-4, Chambliss 2-7, Tielsch 1-3)
Turnovers: Minnesota 12, PSU 12 **Personal Fouls:** Minnesota 20, PSU 21
Technical: none **Fouled Out:** none **Att:** 13,130

MINNESOTA
Indiana

88
74

Game 20

February 2, 2002
Williams Arena
Minneapolis, Minn.

Attendance: 14,492

Recap: Minnesota won its third consecutive game and its eighth straight at home, downing 25th-ranked Indiana, 88-74, in front of a season-high 14,492 Maroon and Gold faithful. It was Minnesota's second win in the past three games over a nationally-ranked opponent. Freshman Rick Rickert was once again the star for the Golden Gophers, scoring 27 points for his career-high scoring output in a Big Ten game. It was Rickert's second straight game with more than 20 points. Dusty Rychart (14), Kerwin Fleming (12) and Michael Bauer (11) also scored in double figures for the Golden Gophers.

Minnesota	Min	FG-A	FT-A	R	A	Pt	Indiana	Min	FG-A	FT-A	R	A	Pt
Rickert, F	32	9-18	7-10	6	1	27	Jeffries, F	34	1-8	5-8	9	2	7
Rychart, F	35	6-10	2-2	6	3	14	Fife, F	30	4-10	0-0	4	2	11
Holman, C	21	4-5	0-0	3	1	8	Odle, C	19	3-6	2-3	4	1	8
Fleming, G	31	3-9	5-8	1	2	12	Coverdale, G	39	6-13	2-5	5	5	19
Bennett, G	34	1-3	1-2	8	2	4	Hornsby, G	28	3-5	2-2	1	1	10
Hargrow	12	4-4	1-2	0	0	9	Moye	13	1-4	0-0	4	2	2
Burleson	21	1-3	0-0	3	4	3	Leach	8	3-4	2-2	4	0	8
Bauer	14	4-6	0-0	0	2	11	Perry	10	0-1	0-0	1	0	0
TEAM				2			Newton	19	3-8	3-4	7	1	9
Totals	200	32-58	16-24	29	15	88	TEAM	2					
							Totals	200	24-59	16-24	41	14	74

Halftime: Minnesota 37, IU 48 **3-Pt Goals:** Minn - 8-19 (Rickert 2-4, Rychart 0-2, Fleming 1-5, Bennett 1-3, Burleson 1-1, Bauer 3-4) IU - 10-24 (Jeffries 0-1, Fife 3-6, Coverdale 5-11, Hornsby 2-4, Moye 0-1, Perry 0-1)
Turnovers: Minnesota 8, IU 17 **Personal Fouls:** Minnesota 19, IU 21
Technical: IU - bench **Fouled Out:** IU - Newton **Att:** 14,492

MINNESOTA
Iowa

86
78

Game 21

February 9, 2002
Carver Hawkeye Arena
Iowa City, Iowa

Attendance: 15,500

Recap: Utilizing a 20-2 run to open the second half, along with 23 points and five rebounds by Rick Rickert, the Minnesota Golden Gophers downed the Iowa Hawkeyes, 86-78 in Iowa City, Iowa. The win marked Minnesota's fourth consecutive, as the Golden Gophers chalked up just their second road victory of the season. Rickert posted double figures for the seventh consecutive game, while Dusty Rychart added 15 points and 13 rebounds for his fifth double-double of the season and 19th of his career. Rychart has scored in double figures in eight straight games.

Minnesota	Min	FG-A	FT-A	R	A	Pt	Iowa	Min	FG-A	FT-A	R	A	Pt
Rickert, F	31	7-10	8-9	5	2	23	Worley, F	22	3-8	0-0	3	1	6
Rychart, F	38	5-8	4-6	13	4	15	Evans, F	38	1-6	3-6	16	2	5
Holman, C	24	3-6	2-5	2	0	8	Sonderleiter, C	14	2-5	3-3	2	1	7
Fleming, G	27	1-5	7-8	3	0	9	Pierce, G	16	0-3	0-2	0	2	0
Bennett, G	35	5-7	0-0	5	2	11	Recker, G	35	5-13	11-11	2	3	25
Hargrow	7	0-0	1-2	1	2	1	Leslie	2	0-0	0-0	1	0	0
Burleson	22	2-4	2-3	3	4	6	Hogan	22	2-6	5-7	0	5	10
Esselink	4	1-1	0-0	0	1	3	Reiner	8	0-3	0-0	3	1	0
Bauer	12	3-7	2-2	0	0	10	Boyd	23	4-8	0-0	1	1	10
TEAM				2			Henderson	15	3-4	5-8	3	0	13
Totals	200	27-48	26-35	34	15	86	Thompson	5	0-0	2-3	0	0	2
							TEAM				3		
							Totals	200	20-56	29-40	34	16	78

Halftime: Minnesota 36, UI 45 **3-Pt Goals:** Minn - 6-17 (Rickert 1-4, Rychart 1-1, Fleming 0-3, Bennett 1-1, Burleson 0-2, Esselink 1-1, Bauer 2-5) UI - 9-25 (Worley 0-2, Sonderleiter 0-2, Pierce 0-2, Recker 4-9, Hogan 1-3, Boyd 2-5, Henderson 2-2)
Turnovers: Minnesota 20, UI 18 **Personal Fouls:** Minnesota 26, UI 25
Technical: none **Fouled Out:** Minn - Rychart, Burleson **Alt:** 15,500
Iowa - Worley

University of Minnesota
Minnesota Golden Gophers Season Schedule/Results & Leaders (as of Feb 12, 2002)
All games

RECORD:	OVERALL	HOME	AWAY	NEUTRAL
ALL GAMES.....	(14-7)	(12-1)	(2-6)	(0-0)
CONFERENCE.....	(7-3)	(5-0)	(2-3)	(0-0)
NON-CONFERENCE.....	(7-4)	(7-1)	(0-3)	(0-0)

DATE	TIME	OPPONENT		SCORE	ATTEND	HIGH POINTS	HIGH REBOUNDS
11/17/01	4:05	MERCER BEARS	W	80-59	12534	(18)Bauer, Michael	(9)Rychart, Dusty
11/21/01	7:05 p.m.	NORTH CAROLINA-ASHEVILLE	W	92-65	12188	(19)Bauer, Michael	(7)Rychart, Dusty
11/24/01	7:05 p.m.	EASTERN WASHINGTON EAGLES	W	86-68	12533	(17)Bauer, Michael	(10)Rickert, Rick
11/27/01	9:30 pm	at Wake Forest		79-85	L 9227	(22)Rychart, Dusty	(13)Rychart, Dusty
12/1/01	1:05 p.m.	UT-PAN AMERICAN BRONCS	W	89-72	12110	(19)Bennett, Travarus	(6)Rychart, Dusty (6)Fleming, Kerwin
12/4/01	7:05 p.m.	UNC-WILMINGTON SEAHAWKS		50-58	L 12069	(13)Rickert, Rick	(6)Rickert, Rick
12/07/01	7:30 p.m.	at Georgia Bulldogs		55-77	L 7158	(10)Rychart, Dusty	(11)Rychart, Dusty
12/10/01	6:00 p.m.	OREGON DUCKS	W	75-72	12610	(28)Rickert, Rick	(9)Rickert, Rick
12/13/01	7:05 p.m.	MARYLAND-EASTERN SHORE HAWKS	W	95-48	12155	(17)Rychart, Dusty	(10)Rychart, Dusty
12/22/01	7:05 p.m.	NEBRASKA CORNHUSKERS	W	81-72	13435	(18)Rychart, Dusty	(9)Rychart, Dusty
12/30/01	3:15 pm	at Texas Tech		60-80	L 14232	(20)Rychart, Dusty	(10)Bennett, Travarus
01/02/02	7:00 pm	* at University of Illinois		53-76	L 16500	(16)Bauer, Michael	(7)Bennett, Travarus
1/5/02	3:30 p.m.	* MICHIGAN STATE SPARTANS	W	70-67	13696	(16)Holman, Jerry	(5)Rychart, Dusty
1/9/02	7:00 p.m.	* MICHIGAN WOLVERINES	W	90-82	13172	(19)Burleson, Kevin (19)Rychart, Dusty	(7)Rychart, Dusty (7)Bauer, Michael
01/12/02	2:30 PM EST	* at Purdue	W	87-71	12488	(24)Burleson, Kevin (24)Rickert, Rick	(7)Rickert, Rick
1/16/02	7:00PM CST	* at Wisconsin		64-73	L 16363	(17)Rychart, Dusty	(10)Rychart, Dusty
01/19/02	4:30pm	* at Michigan		69-71	L 11603	(17)Bauer, Michael	(9)Rychart, Dusty
1/26/02	3:30 p.m.	* OHIO STATE BUCKEYES	W	89-71	13838	(21)Bennett, Travarus	(7)Bennett, Travarus
01/30/02	07:00 PM	* PENN STATE NITTANY LIONS	W	94-70	13130	(26)Rickert, Rick	(8)Holman, Jerry
2/2/02	3:30 p.m.	* INDIANA HOOSIERS	W	88-74	14492	(27)Rickert, Rick	(8)Bennett, Travarus
2/9/02	2:05 p.m.	* at Iowa Hawkeyes	W	86-78	15500	(23)Rickert, Rick	(13)Rychart, Dusty

* - Conference game

ATTENDANCE SUMMARY	GAMES	TOTALS	AVG/GAME
HOME.....	13	167962	12920
AWAY.....	8	103071	12884
NEUTRAL.....	0	0	0
TOTAL.....	21	271033	12906

University of Minnesota
 Minnesota Golden Gophers Combined Team Statistics (as of Feb 12, 2002)
 All games

RECORD:	OVERALL	HOME	AWAY	NEUTRAL
ALL GAMES	(14-7)	(12-1)	(2-6)	(0-0)
CONFERENCE	(7-3)	(5-0)	(2-3)	(0-0)
NON-CONFERENCE	(7-4)	(7-1)	(0-3)	(0-0)

##	Player	GP-GS	Min--Avg	---TOTAL---			---3-PTS---			----REBOUNDS----						Pts	Avg				
				FG-FGA	Pct	3FG-FGA	Pct	FT-FTA	Pct	Off	Def	Tot	Avg	PF	FO			A	TO	Blk	Stl
1	Rickert, Rick.....	21-21	571 27.2	110-202	.545	28-73	.384	58-79	.734	32	76	108	5.1	63	2	26	37	26	16	306	14.6
45	Rychart, Dusty.....	21-21	620 29.5	111-208	.534	9-30	.300	52-69	.754	66	86	152	7.2	54	1	46	52	6	17	283	13.5
41	Bauer, Michael.....	21-16	507 24.1	84-184	.457	32-88	.364	31-42	.738	24	53	77	3.7	44	1	30	36	24	13	231	11.0
40	Holman, Jerry.....	21-5	443 21.1	79-143	.552	0-0	.000	28-41	.683	29	50	79	3.8	55	1	19	33	27	13	186	8.9
21	Bennett, Travarus..	21-19	561 26.7	57-113	.504	22-47	.468	49-64	.766	42	61	103	4.9	50	0	35	22	14	48	185	8.8
15	Fleming, Kerwin....	20-6	437 21.9	44-121	.364	17-51	.333	39-57	.684	9	37	46	2.3	47	2	26	31	1	14	144	7.2
12	Burleson, Kevin....	21-17	545 26.0	45-127	.354	18-66	.273	35-47	.745	13	32	45	2.1	52	3	110	39	7	29	143	6.8
11	Hargrow, Maurice...	18-0	174 9.7	28-53	.528	5-12	.417	17-24	.708	5	19	24	1.3	9	0	9	13	1	2	78	4.3
31	Esselink, Steve....	19-0	157 8.3	19-44	.432	9-24	.375	1-2	.500	7	11	18	0.9	12	0	21	17	0	7	48	2.5
30	Lorang, Justin.....	7-0	30 4.3	6-11	.545	0-2	.000	1-5	.200	0	3	3	0.4	0	0	2	0	1	13	1.9	
3	Rickson, Aaron.....	16-0	105 6.6	2-19	.105	2-10	.200	5-11	.455	1	9	10	0.6	16	0	14	16	1	10	11	0.7
24	Bolden, Tyree.....	7-0	17 2.4	1-4	.250	0-1	.000	1-2	.500	2	3	5	0.7	3	0	0	2	0	0	3	0.4
35	Chall, Randy.....	7-0	16 2.3	0-3	.000	0-0	.000	1-2	.500	0	3	3	0.4	2	0	0	0	0	1	1	0.1
5	Hokenson, Wade....	7-0	17 2.4	0-2	.000	0-1	.000	0-0	.000	0	3	3	0.4	0	0	2	1	0	0	0	0.0
TEAM.....										41	32	73	3.5	0		2					

Total.....	21	4200	586-1234	.475	142-405	.351	318-445	.715	271	478	749	35.7	407	10	338	303	107	171	1632	77.7
Opponents.....	21	4200	487-1162	.419	157-437	.359	358-485	.738	263	446	709	33.8	404	-	291	343	70	156	1489	70.9

TEAM STATISTICS	MINN	OPP	DATE	OPPONENT	W/L	SCORE	ATTEND
SCORING.....	1632	1489	11/17/01	MERCER BEARS	W	80-59	12534
Points per game.....	77.7	70.9	11/21/01	NORTH CAROLINA-ASHEVILLE	W	92-65	12188
Scoring margin.....	+6.8	-	11/24/01	EASTERN WASHINGTON EAGLES	W	86-68	12533
FIELD GOALS-ATT.....	586-1234	487-1162	11/27/01	at Wake Forest	L	79-85	9227
Field goal pct.....	.475	.419	12/1/01	UT-PAN AMERICAN BRONCS	W	89-72	12110
3 POINT FG-ATT.....	142-405	157-437	12/4/01	UNC-WILMINGTON SEAHAWKS	L	50-58	12069
3-point FG pct.....	.351	.359	12/07/01	at Georgia Bulldogs	L	55-77	7158
3-pt FG made per game..	6.8	7.5	12/10/01	OREGON DUCKS	W	75-72	12610
FREE THROWS-ATT.....	318-445	358-485	12/13/01	MARYLAND-EASTERN SHORE HAWKS	W	95-48	12155
Free throw pct.....	.715	.738	12/22/01	NEBRASKA CORNHUSKERS	W	81-72	13435
REBOUNDS.....	749	709	12/30/01	at Texas Tech	L	60-80	14232
Rebounds per game.....	35.7	33.8	*01/02/02	at University of Illinois	L	53-76	16500
Rebounding margin.....	+1.9	-	*1/5/02	MICHIGAN STATE SPARTANS	W	70-67	13696
ASSISTS.....	338	291	*1/9/02	MICHIGAN WOLVERINES	W	90-82	13172
Assists per game.....	16.1	13.9	*01/12/02	at Purdue	W	87-71	12488
TURNOVERS.....	303	343	*1/16/02	at Wisconsin	L	64-73	16363
Turnovers per game.....	14.4	16.3	*01/19/02	at Michigan	L	69-71	11603
Turnover margin.....	+1.9	-	*1/26/02	OHIO STATE BUCKEYES	W	89-71	13838
Assist/turnover ratio..	1.1	0.8	*01/30/02	PENN STATE NITTANY LIONS	W	94-70	13130
STEALS.....	171	156	*2/2/02	INDIANA HOOSIERS	W	88-74	14492
Steals per game.....	8.1	7.4	*2/9/02	at Iowa Hawkeyes	W	86-78	15500
BLOCKS.....	107	70					
Blocks per game.....	5.1	3.3					
WINNING STREAK.....	4	-					
Home win streak.....	8	-					
ATTENDANCE.....	167962	103071					
Home games-Avg/Game....	13-12920	8-12884					
Neutral site-Avg/Game..	-	0-0					

SCORE BY PERIODS:	1st	2nd	Total
Minnesota Golden Gophers.....	769	863	- 1632
Opponents.....	688	801	- 1489

University of Minnesota
 Minnesota Golden Gophers Combined Team Statistics (as of Feb 12, 2002)
 Conference games

RECORD:	OVERALL	HOME	AWAY	NEUTRAL
ALL GAMES	(7-3)	(5-0)	(2-3)	(0-0)
CONFERENCE	(7-3)	(5-0)	(2-3)	(0-0)
NON-CONFERENCE	(0-0)	(0-0)	(0-0)	(0-0)

##	Player	GP-GS	Min--Avg	---TOTAL---		---3-PTS---		FT-FTA	Pct	---REBOUNDS---				PF	FO	A	TO	Blk	Stl	Pts	Avg							
				FG-FGA	Pct	3FG-FGA	Pct			Off	Def	Tot	Avg															
04	Rickert, Rick.....	10-10	274 27.4	59-99	.596	15-32	.469	41-54	.759	12	33	45	4.5	32	1	12	24	11	6	174	17.4							
45	Rychart, Dusty.....	10-10	318 31.8	55-99	.556	2-13	.154	21-28	.750	30	38	68	6.8	28	1	24	31	4	9	133	13.3							
41	Bauer, Michael.....	10-6	235 23.5	42-83	.506	16-37	.432	10-15	.667	7	21	28	2.8	18	0	17	22	10	6	110	11.0							
40	Holman, Jerry.....	10-4	222 22.2	41-67	.612	0-0	.000	10-15	.667	8	24	32	3.2	27	0	10	13	13	3	92	9.2							
21	Bennett, Travarus..	10-10	284 28.4	23-42	.548	8-15	.533	23-28	.821	13	42	55	5.5	28	0	21	12	7	25	77	7.7							
12	Burleson, Kevin....	10-6	256 25.6	21-51	.412	7-25	.280	24-31	.774	4	19	23	2.3	24	2	48	20	3	10	73	7.3							
15	Fleming, Kerwin....	10-4	244 24.4	20-52	.385	8-23	.348	23-37	.622	3	19	22	2.2	23	2	13	17	0	8	71	7.1							
30	Lorang, Justin.....	1-0	6 6.0	2-3	.667	0-1	.000	1-2	.500	0	0	0	0.0	0	0	0	0	0	1	5	5.0							
11	Hargrow, Maurice...	9-0	84 9.3	13-20	.650	1-2	.500	11-16	.688	2	7	9	1.0	5	0	4	7	0	0	38	4.2							
24	Bolden, Tyree.....	1-0	2 2.0	1-1	1.000	0-0	.000	0-0	.000	1	1	2	2.0	1	0	0	0	0	0	2	2.0							
31	Esselink, Steve....	9-0	53 5.9	6-9	.667	3-5	.600	0-0	.000	2	2	4	0.4	8	0	7	7	0	2	15	1.7							
35	Chall, Randy.....	2-0	3 1.5	0-1	.000	0-0	.000	0-0	.000	0	1	1	0.5	0	0	0	0	0	0	0	0.0							
3	Robinson, Aaron....	5-0	16 3.2	0-1	.000	0-1	.000	0-1	.000	0	2	2	0.4	4	0	0	3	0	1	0	0.0							
5	Hokenson, Wade....	2-0	3 1.5	0-0	.000	0-0	.000	0-0	.000	0	1	1	0.5	0	0	1	0	0	0	0	0.0							
TEAM.....										14	13	27	2.7	0														

Total.....	10	2000	283-528	.536	60-154	.390	164-227	.722	96	223	319	31.9	198	6	157	157	48	71	790	79.0
Opponents.....	10	2000	232-561	.414	78-220	.355	191-252	.758	129	184	313	31.3	204	-	144	148	24	78	733	73.3

TEAM STATISTICS	MINN	OPP	DATE	OPPONENT	W/L	SCORE	ATTEND
SCORING.....	790	733	*01/02/02	at University of Illinois	L	53-76	16500
Points per game.....	79.0	73.3	*1/5/02	MICHIGAN STATE SPARTANS	W	70-67	13696
Scoring margin.....	+5.7	-	*1/9/02	MICHIGAN WOLVERINES	W	90-82	13172
FIELD GOALS-ATT.....	283-528	232-561	*01/12/02	at Purdue	W	87-71	12488
Field goal pct.....	.536	.414	*1/16/02	at Wisconsin	L	64-73	16363
3 POINT FG-ATT.....	60-154	78-220	*01/19/02	at Michigan	L	69-71	11603
3-point FG pct.....	.390	.355	*1/26/02	OHIO STATE BUCKEYES	W	89-71	13838
3-pt FG made per game..	6.0	7.8	*01/30/02	PENN STATE NITTANY LIONS	W	94-70	13130
FREE THROWS-ATT.....	164-227	191-252	*2/2/02	INDIANA HOOSIERS	W	88-74	14492
Free throw pct.....	.722	.758	*2/9/02	at Iowa Hawkeyes	W	86-78	15500
REBOUNDS.....	319	313					
Rebounds per game.....	31.9	31.3					
Rebounding margin.....	+0.6	-					
ASSISTS.....	157	144					
Assists per game.....	15.7	14.4					
TURNOVERS.....	157	148					
Turnovers per game.....	15.7	14.8					
Turnover margin.....	-0.9	-					
Assist/turnover ratio..	1.0	1.0					
STEALS.....	71	78					
Steals per game.....	7.1	7.8					
BLOCKS.....	48	24					
Blocks per game.....	4.8	2.4					
WINNING STREAK.....	4	-					
Home win streak.....	5	-					
ATTENDANCE.....	68328	72454					
Home games-Avg/Game....	5-13666	5-14491					
Neutral site-Avg/Game..	-	0-0					

SCORE BY PERIODS:	1st	2nd	Total
Minnesota Golden Gophers.....	358	432	- 790
Opponents.....	360	373	- 733

University of Minnesota
 Minnesota Golden Gophers Team Game-by-Game (as of Feb 12, 2002)
 All games

TEAM STATISTICS

Opponent	Date	Score	W/L	---TOTAL---		--3-PTRS--		---FT-FTA		----REBOUNDS----				PF	A	TO	Blk	Stl	Pts---Avg	
				FG-FGA	Pct	3FG-FGA	Pct	Off	Def	Tot	Avg	Pts	Avg							
MERCER BEARS	11/17/01	80-59	W	28-69	.406	9-29	.310	15-24	.625	20	26	46	46.0	21	19	10	5	10	80	80.0
NORTH CAROLINA-ASHEVI	11/21/01	92-65	W	39-74	.527	6-17	.353	8-11	.727	20	19	39	42.5	13	26	12	4	15	92	86.0
EASTERN WASHINGTON EA	11/24/01	86-68	W	30-55	.545	9-21	.429	17-28	.607	10	23	33	39.3	20	21	17	10	12	86	86.0
at Wake Forest	11/27/01	79-85	L	30-73	.411	9-26	.346	10-12	.833	20	21	41	39.8	23	9	11	2	7	79	84.2
UT-PAN AMERICAN BRONC	12/1/01	89-72	W	29-61	.475	8-17	.471	23-27	.852	14	23	37	39.2	20	16	16	8	11	89	85.2
UNC-WILMINGTON SEAHAW	12/4/01	50-58	L	19-52	.365	7-20	.350	5-9	.556	10	26	36	38.7	19	11	16	12	5	50	79.3
at Georgia Bulldogs	12/07/01	55-77	L	19-66	.288	4-24	.167	13-20	.650	21	26	47	39.9	17	7	20	6	7	55	75.9
OREGON DUCKS	12/10/01	75-72	W	26-65	.400	6-24	.250	17-23	.739	15	20	35	39.2	14	13	9	2	9	75	75.8
MARYLAND-EASTERN SHOR	12/13/01	95-48	W	32-58	.552	9-19	.474	22-28	.786	13	29	42	39.6	15	25	13	6	9	95	77.9
NEBRASKA CORNHUSKERS	12/22/01	81-72	W	29-60	.483	9-25	.360	14-21	.667	14	19	33	38.9	19	18	11	3	11	81	78.2
at Texas Tech	12/30/01	60-80	L	22-73	.301	6-29	.207	10-15	.667	18	23	41	39.1	28	16	11	1	4	60	76.5
at University of Illi	01/02/02	53-76	L	22-54	.407	3-13	.231	6-11	.545	10	18	28	38.2	19	14	17	4	6	53	74.6
MICHIGAN STATE SPARTA	1/5/02	70-67	W	22-49	.449	5-16	.313	21-29	.724	7	19	26	37.2	17	12	11	8	8	70	74.2
MICHIGAN WOLVERINES	1/9/02	90-82	W	34-49	.694	8-13	.615	14-20	.700	7	25	32	36.9	19	17	23	7	5	90	75.4
at Purdue	01/12/02	87-71	W	31-52	.596	8-16	.500	17-22	.773	7	22	29	36.3	17	16	19	1	9	87	76.1
at Wisconsin	1/16/02	64-73	L	25-55	.455	3-17	.176	11-18	.611	14	27	41	36.6	25	11	20	4	3	64	75.4
at Michigan	01/19/02	69-71	L	24-55	.436	6-17	.353	15-20	.750	14	21	35	36.5	17	15	16	1	6	69	75.0
OHIO STATE BUCKEYES	1/26/02	89-71	W	30-50	.600	9-15	.600	20-24	.833	6	21	27	36.0	19	18	11	8	5	89	75.8
PENN STATE NITTANY LI	01/30/02	94-70	W	36-58	.621	4-11	.364	18-24	.750	15	23	38	36.1	20	24	12	4	9	94	76.7
INDIANA HOOSIERS	2/2/02	88-74	W	32-58	.552	8-19	.421	16-24	.667	6	23	29	35.8	19	15	8	7	11	88	77.3
at Iowa Hawkeyes	2/9/02	86-78	W	27-48	.563	6-17	.353	26-35	.743	10	24	34	35.7	26	15	20	4	9	86	77.7
Minnesota Golden Gophers		1632		586-1234	.475	142-405	.351	318-445	.715	271	478	749	35.7	407	338	303	107	171	1632	77.7
Opponents		1489		487-1162	.419	157-437	.359	358-485	.738	263	446	709	33.8	404	291	343	70	156	1489	70.9

Games played: 21
 Points/game: 77.7
 FG Pct: 47.5
 3FG Pct: 35.1
 FT Pct: 71.5

Rebounds/game: 35.7
 Assists/game: 16.1
 Turnovers/game: 14.4
 Assist/turnover ratio: 1.1
 Steals/game: 8.1
 Blocks/game: 5.1

University of Minnesota
 Minnesota Golden Gophers Game-by-Game Points-Rebounds-Assists (as of Feb 12, 2002)
 All games

Opponent	Date	Score	WL	3	04	5	11	12	15	21	24	30
				ROBINSON, RICKERT, R HOKENSON, HARGROW, M BURLESON, FLEMING, K BENNETT, T BOLDEN, TY LORANG, JU								
MERCER BEARS	11/17/01	80-59	W	1- 3- 3	17- 6- 1	0- 0- 0	7- 1- 0	4- 3- 4	5- 1- 1	1- 1- 4	0- 0- 0	0- 1- 0
NORTH CAROLINA-ASHEVILL	11/21/01	92-65	W	0- 0- 2	15- 4- 3	0- 0- 0	11- 2- 1	0- 2-11	6- 0- 1	11- 5- 1	1- 1- 0	4- 1- 0
EASTERN WASHINGTON EAGL	11/24/01	86-68	W	5- 0- 2	14-10- 2	0- 0- 0	2- 3- 0	6- 2- 8	7- 2- 2	7- 3- 1	0- 0- 0	2- 0- 0
at Wake Forest	11/27/01	79-85	L	0- 0- 0	9- 5- 2	DNP	0- 0- 0	12- 0- 4	9- 1- 2	12- 7- 0	DNP	DNP
UT-PAN AMERICAN BRONCS	12/1/01	89-72	W	2- 0- 2	8- 5- 4	DNP	4- 3- 0	10- 3- 6	7- 6- 1	19- 4- 0	0- 0- 0	0- 0- 0
UNC-WILMINGTON SEAHAWKS	12/4/01	50-58	L	3- 2- 0	13- 6- 1	DNP	5- 1- 1	8- 2- 5	4- 5- 1	0- 0- 0	DNP	DNP
at Georgia Bulldogs	12/07/01	55-77	L	0- 1- 0	7- 7- 0	0- 1- 1	7- 3- 0	4- 0- 1	5- 4- 1	8- 6- 2	DNP	DNP
OREGON DUCKS	12/10/01	75-72	W	0- 0- 0	28- 9- 0	DNP	DNP	6- 1- 5	14- 3- 2	11- 5- 0	DNP	DNP
MARYLAND-EASTERN SHORE	12/13/01	95-48	W	0- 2- 4	5- 4- 1	0- 1- 0	DNP	5- 4- 8	8- 0- 1	16- 2- 2	0- 2- 0	2- 0- 0
NEBRASKA CORNHUSKERS	12/22/01	81-72	W	0- 0- 1	14- 3- 0	DNP	2- 0- 2	9- 0- 5	8- 2- 1	8- 5- 1	DNP	DNP
at Texas Tech	12/30/01	60-80	L	0- 0- 0	2- 4- 0	DNP	2- 2- 1	6- 5- 5	DNP	15-10- 3	0- 0- 0	0- 1- 0
at University of Illino	01/02/02	53-76	L	0- 0- 0	5- 1- 1	0- 1- 0	0- 0- 0	0- 2- 4	4- 0- 1	6- 7- 3	DNP	DNP
MICHIGAN STATE SPARTANS	1/5/02	70-67	W	DNP	15- 4- 2	DNP	DNP	5- 2- 2	6- 3- 1	7- 3- 1	DNP	DNP
MICHIGAN WOLVERINES	1/9/02	90-82	W	0- 0- 0	7- 3- 0	DNP	6- 1- 0	19- 3- 4	7- 1- 2	5- 3- 3	DNP	DNP
at Purdue	01/12/02	87-71	W	0- 0- 0	24- 7- 1	DNP	2- 0- 1	24- 3- 5	7- 1- 1	7- 6- 2	DNP	DNP
at Wisconsin	1/16/02	64-73	L	0- 0- 0	13- 7- 0	DNP	3- 1- 0	2- 0- 3	9- 3- 2	9- 8- 3	DNP	DNP
at Michigan	01/19/02	69-71	L	DNP	15- 3- 2	DNP	5- 3- 0	6- 4- 8	3- 4- 1	3- 4- 1	DNP	DNP
OHIO STATE BUCKEYES	1/26/02	89-71	W	DNP	19- 4- 1	DNP	6- 1- 0	6- 1- 9	9- 2- 3	21- 7- 2	DNP	DNP
PENN STATE NITTANY LION	01/30/02	94-70	W	0- 2- 0	26- 5- 2	0- 0- 1	6- 2- 1	2- 2- 5	5- 4- 0	4- 4- 2	2- 2- 0	5- 0- 0
INDIANA HOOSIERS	2/2/02	88-74	W	DNP	27- 6- 1	DNP	9- 0- 0	3- 3- 4	12- 1- 2	4- 8- 2	DNP	DNP
at Iowa Hawkeyes	2/9/02	86-78	W	DNP	23- 5- 2	DNP	1- 1- 2	6- 3- 4	9- 3- 0	11- 5- 2	DNP	DNP

Opponent	Date	Score	WL	31	35	40	41	45
				ESSELINK, CHALL, RAN HOLMAN, JE BAUER, MIC RYCHART, D				
MERCER BEARS	11/17/01	80-59	W	0- 3- 2	0- 1- 0	17- 6- 1	18- 8- 1	10- 9- 2
NORTH CAROLINA-ASHEVILL	11/21/01	92-65	W	2- 1- 1	0- 1- 0	14- 6- 1	19- 2- 3	9- 7- 2
EASTERN WASHINGTON EAGL	11/24/01	86-68	W	5- 3- 2	1- 0- 0	14- 3- 0	17- 2- 0	6- 2- 4
at Wake Forest	11/27/01	79-85	L	0- 0- 0	DNP	4- 7- 1	11- 5- 0	22-13- 0
UT-PAN AMERICAN BRONCS	12/1/01	89-72	W	0- 0- 0	DNP	8- 1- 1	13- 4- 1	18- 6- 1
UNC-WILMINGTON SEAHAWKS	12/4/01	50-58	L	DNP	DNP	4- 4- 0	3- 5- 1	10- 4- 2
at Georgia Bulldogs	12/07/01	55-77	L	5- 2- 0	0- 0- 0	7- 4- 1	2- 4- 1	10-11- 0
OREGON DUCKS	12/10/01	75-72	W	0- 0- 3	DNP	4- 3- 1	2- 7- 0	10- 5- 2
MARYLAND-EASTERN SHORE	12/13/01	95-48	W	12- 1- 2	0- 0- 0	15- 8- 2	15- 2- 3	17-10- 2
NEBRASKA CORNHUSKERS	12/22/01	81-72	W	2- 3- 0	DNP	5- 3- 1	15- 4- 3	18- 9- 4
at Texas Tech	12/30/01	60-80	L	7- 1- 4	DNP	2- 2- 0	6- 6- 0	20- 8- 3
at University of Illino	01/02/02	53-76	L	5- 1- 0	0- 1- 0	10- 2- 1	16- 4- 1	7- 5- 3
MICHIGAN STATE SPARTANS	1/5/02	70-67	W	0- 0- 1	DNP	16- 3- 0	12- 3- 3	9- 5- 2
MICHIGAN WOLVERINES	1/9/02	90-82	W	0- 0- 2	DNP	12- 3- 3	15- 7- 2	19- 7- 1
at Purdue	01/12/02	87-71	W	3- 2- 0	DNP	2- 1- 1	4- 3- 3	14- 5- 2
at Wisconsin	1/16/02	64-73	L	0- 0- 0	DNP	4- 3- 0	7- 7- 1	17-10- 2
at Michigan	01/19/02	69-71	L	0- 0- 0	DNP	6- 3- 0	17- 2- 2	14- 9- 1
OHIO STATE BUCKEYES	1/26/02	89-71	W	0- 0- 0	DNP	12- 4- 2	6- 0- 0	10- 5- 1
PENN STATE NITTANY LION	01/30/02	94-70	W	4- 1- 3	0- 0- 0	14- 8- 2	12- 2- 3	14- 3- 5
INDIANA HOOSIERS	2/2/02	88-74	W	DNP	DNP	8- 3- 1	11- 0- 2	14- 6- 3
at Iowa Hawkeyes	2/9/02	86-78	W	3- 0- 1	DNP	8- 2- 0	10- 0- 0	15-13- 4

University of Minnesota
 Minnesota Golden Gophers Game-by-Game Highs (as of Feb 12, 2002)
 All games

Opponent	Date	Score	WL	POINTS	REBOUNDS	ASSISTS	STEALS	BLOCKED SHOTS
MERCER BEARS	11/17/01	80-59	W	18-Bauer, Michae	9-Rychart, Dust	4-Bennett, Trav Burleson, Kev	3-Bennett, Trav	4-Rickert, Rick
NORTH CAROLINA-ASHEVILLE	11/21/01	92-65	W	19-Bauer, Michae	7-Rychart, Dust	11-Burleson, Kev	4-Bennett, Trav	1-Holman, Jerry Rychart, Dust Bauer, Michae Rickert, Rick
EASTERN WASHINGTON EAGLES	11/24/01	86-68	W	17-Bauer, Michae	10-Rickert, Rick	8-Burleson, Kev	4-Bennett, Trav	5-Rickert, Rick
at Wake Forest	11/27/01	79-85	L	22-Rychart, Dust	13-Rychart, Dust	4-Burleson, Kev	2-Holman, Jerry Rickert, Rick	1-Burleson, Kev Holman, Jerry
UT-PAN AMERICAN BRONCS	12/1/01	89-72	W	19-Bennett, Trav	6-Fleming, Kerw Rychart, Dust	6-Burleson, Kev	4-Burleson, Kev	3-Bennett, Trav
UNC-WILMINGTON SEAHAWKS	12/4/01	50-58	L	13-Rickert, Rick	6-Rickert, Rick	5-Burleson, Kev	2-Fleming, Kerw Burleson, Kev	4-Rickert, Rick Holman, Jerry
at Georgia Bulldogs	12/07/01	55-77	L	10-Rychart, Dust	11-Rychart, Dust	2-Bennett, Trav	1-Chall, Randy Rychart, Dust Hargrow, Maur Rickert, Rick Bauer, Michae Burleson, Kev Bennett, Trav	2-Bauer, Michae Holman, Jerry
OREGON DUCKS	12/10/01	75-72	W	28-Rickert, Rick	9-Rickert, Rick	5-Burleson, Kev	4-Burleson, Kev	1-Bauer, Michae Holman, Jerry
MARYLAND-EASTERN SHORE HA	12/13/01	95-48	W	17-Rychart, Dust	10-Rychart, Dust	8-Burleson, Kev	3-Bauer, Michae	2-Holman, Jerry
NEBRASKA CORNHUSKERS	12/22/01	81-72	W	18-Rychart, Dust	9-Rychart, Dust	5-Burleson, Kev	4-Bennett, Trav	3-Bauer, Michae
at Texas Tech	12/30/01	60-80	L	20-Rychart, Dust	10-Bennett, Trav	5-Burleson, Kev	2-Rychart, Dust	1-Burleson, Kev
at University of Illinois	01/02/02	53-76	L	16-Bauer, Michae	7-Bennett, Trav	4-Burleson, Kev	3-Rychart, Dust	1-Rickert, Rick Rychart, Dust Bennett, Trav Bauer, Michae
MICHIGAN STATE SPARTANS	1/5/02	70-67	W	16-Holman, Jerry	5-Rychart, Dust	3-Bauer, Michae	4-Bennett, Trav	4-Bauer, Michae
MICHIGAN WOLVERINES	1/9/02	90-82	W	19-Rychart, Dust	7-Bauer, Michae Burleson, Kev Rychart, Dust	4-Burleson, Kev	3-Bennett, Trav	3-Holman, Jerry
at Purdue	01/12/02	87-71	W	24-Rickert, Rick	7-Rickert, Rick	5-Burleson, Kev	2-Rickert, Rick Bennett, Trav	1-Holman, Jerry
at Wisconsin	1/16/02	64-73	L	17-Rychart, Dust	10-Rychart, Dust	3-Bennett, Trav Burleson, Kev	1-Burleson, Kev Bauer, Michae Bennett, Trav	2-Bauer, Michae
at Michigan	01/19/02	69-71	L	17-Bauer, Michae	9-Rychart, Dust	8-Burleson, Kev	4-Bennett, Trav	1-Rickert, Rick
OHIO STATE BUCKEYES	1/26/02	89-71	W	21-Bennett, Trav	7-Bennett, Trav	9-Burleson, Kev	2-Burleson, Kev Bennett, Trav	3-Holman, Jerry
PENN STATE NITTANY LIONS	01/30/02	94-70	W	26-Rickert, Rick	8-Holman, Jerry	5-Burleson, Kev Rychart, Dust	2-Rychart, Dust	3-Holman, Jerry
INDIANA HOOSIERS	2/2/02	88-74	W	27-Rickert, Rick	8-Bennett, Trav	4-Burleson, Kev	4-Bennett, Trav	3-Bennett, Trav
at Iowa Hawkeyes	2/9/02	86-78	W	23-Rickert, Rick	13-Rychart, Dust	4-Burleson, Kev	4-Bennett, Trav	2-Rickert, Rick Rychart, Dust

MINNESOTA



Golden Gopher

BASKETBALL

Minnesota Media Relations

BB contact: Kyle Coughlin

Assistant Media Relations Director

Phone: 612.625.4090

Fax: 612.625.0359

email: cough002@umn.edu

Minnesota Men's Media Relations, 516 15th Ave. SE, 244 Bierman Field Athletic Building, Minneapolis, Minn. 55455

www.gophersports.com

2001-02 SCHEDULE

Date	Opponent	Time/Result
Nov. 8	Harlem Globetrotters (exh.)	L, 70-79
Nov. 12	Minnesota-Duluth (exh.)	W, 67-59
Nov. 17	Mercer	W, 80-59
Nov. 21	UNC-Asheville	W, 92-65
Nov. 24	Eastern Washington	W, 86-68
Nov. 27	at Wake Forest* (ESPN2)	L, 79-85
Dec. 1	Texas Pan-American	W, 89-72
Dec. 4	UNC-Wilmington	L, 50-58
Dec. 7	at Georgia	L, 55-77
Dec. 10	Oregon (ESPN2)	W, 75-72
Dec. 13	Maryland-Eastern Shore	W, 95-48
Dec. 22	Nebraska	W, 81-72
Dec. 30	at Texas Tech (KSTC-Ch. 45)	L, 60-80
Jan. 2	at #7 Illinois (KSTC-Ch. 45)	L, 53-76
Jan. 5	#17 Michigan State (VSN/Ch. 45)	W, 70-67
Jan. 9	Michigan (KSTC-Ch. 45)	W, 90-82
Jan. 12	at Purdue (KSTC-Ch. 45)	W, 87-71
Jan. 16	at Wisconsin (KSTC-Ch. 45)	L, 64-73
Jan. 19	at Michigan (KSTC-Ch. 45)	L, 69-71
Jan. 26	#20 Ohio State (KSTC-Ch. 45)	W, 89-71
Jan. 30	Penn State (KSTC-Ch. 45)	W, 94-70
Feb. 2	#25 Indiana (KSTC-Ch. 45)	W, 88-74
Feb. 9	at Iowa (KSTC-Ch. 45)	W, 86-78
Feb. 13	at Northwestern (KSTC-Ch. 45)	L, 56-58
Feb. 16	Wisconsin (KSTP-Ch. 5)	L, 62-67
Feb. 21	at Michigan State (ESPN)	L, 55-74
Feb. 23	at Penn State (KSTP-Ch. 5)	W, 68-64
Feb. 27	Northwestern (VSN/Ch. 45)	7:00 p.m.
Mar. 3	#15/16 Illinois (CBS/Ch. 4)	3:00 p.m.
Mar. 7-10	Big Ten Tournament (Conseco Fieldhouse, Indianapolis, Ind.)	

Times and dates subject to change
All times central.
VSN = Victory Sports Network
* Big Ten/ACC Challenge

Minnesota Golden Gophers (15-10, 8-6 Big Ten)

vs.

Northwestern Wildcats (16-10, 7-7 Big Ten)

Feb. 27, 2002 • 7 p.m.
Williams Arena
Minneapolis, Minn.



vs.

Television: ESPN+

Mike Gleason (pbp), Jim Dutcher (analyst)

Radio: WCCO AM 830

Dave Lee (pbp), Kevin Lynch (analyst)

THE MATCHUP

The Golden Gophers escaped State College, Pa., with a hard-fought 68-64 victory on Saturday. The win moved Minnesota to 8-6 in the conference with two home games remaining in the regular season. Northwestern arrives in Minneapolis off a 56-41 loss to Illinois. NU stands one game back of the Gophers at 7-7 in the conference.

SCOUTING THE WILDCATS

In just his second year at the helm of the Wildcat basketball program, Bill Carmody has engineered a masterful turnaround of the NU basketball fortunes. The Wildcats were winless in the conference two seasons ago playing with mostly freshman and sophomores. Now, under the Carmody/Princeton system, NU is poised for a postseason berth. The Wildcats are lead in scoring by junior forward Winston Blake at 13.6 ppg and on the boards by senior forward Tavaras Hardy at 6.5 rpg.

THE SERIES

Minnesota leads the series 89-52*. The Gophers lead the series in Minneapolis 51-17*. The two

*records involve games later vacated by Minnesota due to NCAA infractions.

teams did not meet in Williams last season.

Results this season:

Feb. 13, 2002 NU 58, UM 56

Last Minnesota win:

Feb. 6, 2000 UM 66, NU 59 (Evanston)

Last Northwestern win in Minneapolis

Jan. 6, 1999 NU 58, UM 55*

THAT 70S SHOW

With its 68-64 win over Penn State Saturday, Minnesota won for the first time this season when it did not score at least 70 points. The Gophers improved their record to 1-9 when scoring fewer than 70 points. Minnesota maintains a 14-1 record when it scores 70 or more.

WHAT'S NEXT


Minnesota finishes the regular season at home on Sunday vs. Illinois at 3 p.m. The game will be broadcast nationally by CBS and seen locally on WCCO Ch. 4.

PROBABLE STARTING LINEUPS

MINNESOTA	PPG	RPG	OTHER	NORTHWESTERN	PPG	RPG	OTHER
F Dusty Rychart	13.0	6.9	55% fg	F Winston Blake	13.6	4.2	38% 3s
F Rick Rickert	14.2	5.2	52% fg	F Tavaras Hardy	12.0	6.5	26 blks
C Jerry Holman	8.9	3.7	34 blks	C Aaron Jennings	5.7	3.1	35% 3s
G Kerwin Fleming	7.3	2.3	1.5 apg	G Jitim Young	12.4	3.6	2.0 spg
G Travarus Bennett	8.3	4.9	2.0 spg	G Collier Drayton	4.4	4.1	3.7 apg

Officials: Jim Burr, Steve Welmer, Paul Janssen

HEAD COACH DAN MONSON



Now entering his third season in charge of the Minnesota basketball program, Dan Monson has again established himself as one of the best young coaches in the college ranks and has thrust the Golden Gophers back onto the national scene.

Despite scholarship limitations and injuries to two key starters, Monson brought the Maroon and Gold to the postseason in just his second year. An NIT appearance and a second-round loss to eventual champion Tulsa did nothing to dampen the remarkable job Monson and his staff did in 2000-01. Monson's Minnesota record is 45-40 and his overall four-year coaching record is 97-57.

Monson has also shown the country that he can be an effective recruiter. Monson's second recruiting class in Gold Country netted one of the top 10 classes in the nation, according to many recruiting publications. National Junior College All-American Jerry Holman and McDonald's All-American Rick Rickert will make an immediate impact in 2001-02.

Monson was named the Minnesota head coach on July 24, 1999. In his first year at the helm of the Minnesota program, Monson led the Golden Gophers to a 12-16 finish which included a six-game winning streak (11/20-12/11).

Monson led the Gonzaga Bulldogs within a breath of the Final Four three years ago. Along the way, his team defeated such notable NCAA powers as Stanford (82-74), Florida (73-72) and the Golden Gophers (75-63), before bowing out to eventual national champion Connecticut, 67-62.

Monson spent 11 years building the Gonzaga program. He began as an assistant coach in 1988 and spent six years laying the groundwork for the Bulldogs' success. In 1994-95, he was elevated to associate head coach under Head Coach Dan Fitzgerald who was also the athletics director. Three years later, Monson took over full control of the Gonzaga program. He had an immediate impact, leading the Bulldogs to a West Coast Conference title and advancing to the second round of the NIT. Along the way, the team set a school record for wins with 24. Monson was the first coach in West Coast Conference history to capture the regular-season title in his rookie season. For his efforts, his WCC peers voted him Coach of the Year and *Basketball Times* accorded him national Rookie Coach of the Year. His record in two seasons as head coach of the Zags was 52-17, with an impressive 4-2 mark in postseason play.

PENN STATE RECAP

The University of Minnesota men's basketball team survived a scare from last-place Penn State but prevailed 68-64 in State College, Pa. The Maroon and Gold found a way to win after seeing two 10-point second half leads disappear to improve to 15-10 overall (8-6 Big Ten). The Nittany Lions fell to 7-19 overall (3-12 Big Ten).

The first half was a story of ebb and flow as each team went on mini-runs to build leads, only to see those leads diminish. Penn State opened the game strongly, building an 11-4 lead on solid outside shooting. The Nittany Lions shot 40% from both the field (12-30) and beyond the arc (6-15) for the half. The PSU advantage would never top seven points in the half.

The Golden Gophers took their first lead at 23-22 at 7:06 and would expand the lead to four. Penn State came back to tie the game at 32 and took the lead into the lockerroom at 34-32 with a last-second shot to end the half. Minnesota freshman forward Rick Rickert led all scorers in the opening stanza with 13 points on 5-of-8 shooting. The first half was plagued by 23 turnovers by the two teams (PSU 12, MN 11).

Penn State opened the second half quickly, but Minnesota tied the score at 40 at 17:00. From there, the Golden Gophers went on a 15-5 run to lead 55-45 at 11:10 after a Jerry Holman jumper. PSU pulled within five, but Minnesota took another 10-point advantage at 60-50 on a Michael Bauer three-pointer.

The Gophers couldn't close out the win and allowed an 11-1 Lion run to knot the game at 61. Then, at 2:34, Bauer nailed a huge three-pointer to take the lead at 64-61. PSU tied it up again, but Minnesota sealed the win from the charity stripe, converting 4-of-6 opportunities to win 68-64.

Due to foul trouble and tough PSU defense, Rickert was held to one point in the second period. Minnesota picked up the slack with Travarus Bennett tallying 14 points and nine rebounds and Bauer notching 10 points and five rebounds.

PENN STATE GAME NOTES

- Minnesota won for the first time this season when it did not score 70 or more points. The Gophers improved their record to 1-9 when they don't score 70.
- Rick Rickert scored in double figures for the 17th time this season.
- Travarus Bennett scored in double figures for the ninth time this year and the 13th time in his career. The last time Bennett scored in double figures was the last time the Gophers won at Iowa on Feb. 9.
- Michael Bauer scored in double figures for the 15th time this season and the 30th time in his career. Minnesota is 12-3 when Bauer scores in double figures.
- Bauer scored his 500th career point in the game.
- Kevin Burleson had a season-high five steals.
- Burleson scored his 600th career point in the game.

STATISTICAL COMPARISON

Minnesota vs. Northwestern

Category	NU	MINN
Record	16-10	15-10
Scoring Average	60.0	74.9
Opponent Scoring	57.5	70.1
Scoring Margin	+2.5	+4.8
Rebound Average	30.6	35.3
Opponent Rebounds	36.0	33.4
Rebound Margin	-5.3	+1.9
Field Goal Pct.	.428	.471
Opponent Field Goal Pct.	.401	.417
3-Point Field Goal Pct.	.351	.342
Free Throw Pct.	.598	.704
Assists Average	14.7	16.1
Turnovers Average	13.1	14.6
Blocks Average	3.0	5.0
Steals Average	7.7	7.9

RICKERT - BEST FRESHMAN IN THE BIG TEN

Rickert is making a strong case for Big Ten Freshman of the Year. In conference games, he is averaging 15.9 points per game which is fourth best in the league. Rickert ranks eighth in field goal percentage (76-142, .535), 10th in blocked shots (1.00). He scored 24 points at Purdue on Jan. 12, 19 points against Ohio State on Jan. 26, 26 against Penn State (1/30), 27 vs. Indiana (2/2) and 23 at Iowa (2/9). Rickert is the first Minnesota player to have three-straight 20-point games since Quincy Lewis had 10 straight in 1999-2000. He also recorded his second double-double of the season with 17 points and 10 rebounds at Northwestern (2/13).

Overall, Rickert is 11th in scoring and leads all

MINNESOTA QUICK FACTS

University Information

Location: Minneapolis, Minn.
Enrollment: 45,615
Colors: Maroon & Gold
Conference: Big Ten
Arena: Williams Arena (14,625)
President: Mark Yudof
Vice President/Chief of Staff: Tonya Moten Brown
Faculty Athletics Representative: Dr. Richard Weinberg
Director of Men's Athletics: Tom Moe

Team Information

Head Coach: Dan Monson (Idaho, 1985)
Career Record: 96-57 (four+ years)
Record at Minnesota: 44-40 (two+ years)
Associate Head Coach: Mike Petersen (third year)
Assistant Coaches: Bill Walker (third year), Arthur Prevost (third year)
Dir. of BB Operations: Vic Couch (second year)
2000-01 Overall Record: 18-14 (reached second round of NIT)
2000-01 Big Ten Record/Finish: 5-11 (9th)
Lettermen Returning/Lost: 7/3

MEDIA INFORMATION

PRACTICE ACCESS

As a rule, practice will be open to the media for the first 30 minutes of each workout except on game days. This is subject to change at the coaches discretion. All player interviews will be conducted before practice in the half hour preceding the team's workout. Coach Monson will be available for brief interviews during the first half hour of practice. Practice on weekdays is usually 2-5 p.m. Please check with Kyle Coughlin about practice times and all interview requests at least 24 hours in advance.

POSTGAME PROCEDURES:

Minnesota complies with an equal-access policy. Following a 10 minute cooling-off period, both coaches are available in the Interview Room on the lower level of the east end of Williams Arena. Minnesota players are available in the players lounge area adjacent to the Gopher locker room following the cooling-off period. Visiting team players generally conduct their player interviews in the lower level hallway outside their locker room.

GOLDEN GOPHERS ON THE INTERNET:

Minnesota Golden Gopher basketball stats, releases and game notes are available on the internet at www.gophersports.com. Information on the Big Ten Conference is available via the internet at www.bigten.org.

BIG TEN TELECONFERENCE:

When: Every Monday from 9-11 a.m. (central)
How long: Beginning Jan. 7, with the final call scheduled for Mar. 4, 2002.
Who: Each Big Ten men's head coach is invited to participate on the weekly teleconferences. Participation will not be mandatory, therefore, some coaches may not be available each week.
Call: Contact the Big Ten office at 847-696-1010 for the teleconference phone number and play-back number.

Order of Appearance

9:00 a.m. Bill Self, Illinois
 9:10 a.m. Steve Alford, Iowa
 9:20 a.m. **Dan Monson, Minnesota**
 9:30 a.m. Bill Carmody, Northwestern
 9:40 a.m. Jerry Dunn, Penn State
 9:50 a.m. Gene Keady, Purdue
 10:00 a.m. Tom Izzo, Michigan State
 10:10 a.m. Bo Ryan, Wisconsin
 10:20 a.m. Tommy Amaker, Michigan
 10:30 a.m. Jim O'Brien, Ohio State
 10:40 a.m. Mike Davis, Indiana
 10:50 a.m. Player of the Week (if available)

freshman at 14.2 ppg. He is 17th in rebounding, second among freshmen (5.2 rpg), ninth in field goal percentage (.518) and ninth in blocked shots (1.16 bpg).

Against Oregon (Dec. 10) on national television, Rickert erupted for 28 points and nine rebounds to lead the Golden Gophers to a three-point victory. It was the most points scored by a Gopher freshman since Randy Carter scored 29 against Northwestern on Jan. 26, 1991. And it was also the most points scored by any true freshman in the Big Ten since 1998. He recorded Minnesota's first double-double of the year with 14 points and 10 rebounds vs. Eastern Washington (11/24). He also had five blocks vs. the Eagles, the most by a Golden Gopher since Joel Pryzbilla had six on Feb. 5, 2000.

TRAVARUS BENNETT - THE GOPHERS' "GLUE GUY"

Despite being hampered by a partially sprained ankle the past two games, senior guard/forward Travarus Bennett has continued his steallar play on the defensive end of the floor and should be considered for conference defensive player of the year honors. Bennett is second in the Big Ten in all games with an average of 2.04 steals per game and in conference games with 2.00 steals per game. He has recorded four steals in a game seven times this season, the last being at Iowa on Feb. 9. Add to this, an average of 4.9 rebounds per game and 18 blocks this season. Not bad for a player that spends most of his time chasing the opponents' top scorer every game.

Bennett is the Gophers "glue guy." He brings it all together for the Maroon and Gold. Versus Ohio State on Jan. 26, Bennett was perfect from the field (6-6) and from the free-throw line (6-6) to score a career-high 21 points. He also led the team with seven boards to go along with two assists, two steals and a block.

Against Texas Tech, Bennett recorded his first double-double of the season with 15 points and 10 rebounds. It was his second double-double of his career (at Northwestern (2/6/01).

'T' ranks third in the conference in three-point field goal percentage with a .446 mark and is 12th in offensive rebounds in all games at 1.92 per game.

RYCHART SURPASSES 1,000 CAREER POINTS

Senior forward Dusty Rychart became the 31st player in Golden Gopher basketball history to score more than 1,000 points. The former walk-on scored 20 points at Texas Tech and moved into the top 30 on the scoring list. Currently, Rychart stands in 19th place with 1,189 points in his career. Archie Clark, who played from 1964-66, is in 18th place with 1,199 points.

THE MOST OVERLOOKED BIG TEN PLAYER

Fifth-year senior forward Dusty Rychart doesn't get the recognition or the credit he deserves around the conference or country. Rychart added to his ever-growing double-double total at Iowa on Feb. 9 with 15 points and 13 rebounds.

He has five double-doubles on the season and 19

GOPHERS IN THE RECORD BOOKS

Kevin Burleson

CATEGORY	NO.	RANK
Career Three Pointers Made	106	6th
Career Three Pointers Attempted	322	4th
Career Assists	260	8th

Dusty Rychart

CATEGORY	PCT.	ATT.	RANK
Free Throw Percentage	.775	241-311	6th
Field Goal Percentage	.515	461-895	6th

Needs 11 points to move into 18th place on career scoring list.

Michael Bauer

CATEGORY	NO.	RANK
Career Three Pointers Made	74	10th

for his career. Rychart's other double-doubles this season are: 17 points and 10 rebounds vs. Maryland-Eastern Shore on Dec. 13; at Georgia on Dec. 7 (10 points and 11 rebounds); at Wake Forest 22 points, 13 rebounds on Nov. 27 and 17 points and 10 rebounds at Wisconsin on Jan. 16.

Rychart stands third among active Big Ten players in career double-doubles. Reggie Evans of Iowa has 38 and LaVell Blanchard of Michigan has 21.

Rychart ranks in the top 15 in overall games in five separate categories. Points (13.0 - 14th); rebounds (6.9 - 4th); field goal percentage (7th - .546); offensive rebounds (2nd - 2.88); and defensive rebounds (9th - 4.04).

"Dusty is the epitome of this program," said Monson. "He may not be the most physically-gifted player, or tall enough or quick enough all the time, but this game is about productivity and Dusty has out-produced a lot of players in this league."

Rychart was featured in the Jan. 21st edition of *ESPN the Magazine*.

RICKERT NAMED BIG TEN PLAYER OF THE WEEK

Freshman Rick Rickert was named Big Ten Player of the Week on Feb. 4 by the Big Ten Conference office. Rickert is the third different Gopher to be named Big Ten Player of the Week this season, as teammate Travarus Bennett was a co-winner on Jan. 28 and senior Dusty Rychart was selected on December 3.

Rickert is the first freshman to earn Big Ten Player of the Week honors in more than four years after leading Minnesota to a 2-0 week while averaging 26.5 points per game on 60 percent shooting. The last League freshman to be named Conference Player of the Week was current Iowa senior Luke Recker, who collected the honor in his first season at Indiana on January 19, 1998.

Rickert opened the week by hitting 9-12 shots (.750), including three treys, to pile up 26 points in only 26 minutes of play in the Gophers' win over Penn State. The 6-10 forward added five rebounds and two assists against the Nittany Lions. Rickert exploded for 27 points in his next outing, hitting 9-18 from the field while adding six boards as UM

IN THE PAINT ON FOX SPORTS NET

"In the Paint" with Dan Monson will be seen on Fox Sports North this season. The program will air 15 times during the 2001-02 season. Starting on December 10, fans can catch a half-hour show dedicated to the Golden Gopher basketball program hosted by Mike Max.

Monday, Dec. 10 — 5 p.m.
Wednesday, Dec. 12 — 2 p.m. (replay)
Monday, Dec. 17 — 7 p.m.
Wednesday, Dec. 19 — 2 p.m. (replay)
Monday, Dec. 24 — 7 p.m.
Wednesday, Dec. 26 — 2 p.m. (replay)
Wednesday, Jan. 2 — 6:30 p.m.
Monday, Jan. 7 — 5 p.m.
Monday, Jan. 14 — 7 p.m.
Monday, Jan. 21 — 7 p.m.
Monday, Jan. 28 — 7 p.m.
Monday, Feb. 4 — 7 p.m.
Monday, Feb. 11 — 7 p.m.
Monday, Feb. 18 — 7 p.m.
Monday, Feb. 25 — 5 p.m.
Monday, Mar. 4 — 5 p.m.
Monday, Mar. 11 — 5 p.m.
Monday, Mar. 18 — 5 p.m.

GOLDEN GOPHER RADIO NETWORK

Since the 1930s, WCCO Radio has been the home of Golden Gopher basketball. A new deal, signed this past summer, assures the Maroon and Gold at least five more years on the "Good Neighbor". Dave Lee will call his first season of Gopher hoops in 2001-02 and be joined by former Gopher Kevin Lynch, who will serve as the analyst all season on WCCO AM 830. Fans of Golden Gopher basketball outside the Twin Cities can catch all the action on the following stations in their area:

Albert Lea, KATE AM 1450
Austin, KAUS AM 1480
Detroit Lakes, KDLM AM 1340
Duluth, KDAL AM 610
 Fargo, N.D., KFGO AM 790
Grand Rapids, KOZY AM 1320
Marshall, KMHL AM 1400
Owatonna, KRFO AM 1390
Rochester, KROC AM 1340
Windom, KDOM AM 1580
Windom, KDOM FM 94.3
Winona, KWNO AM 1230

GOLDEN GOPHERS ON THE WEB

All Golden Gopher games can be heard on the world wide web at www.gophersports.com. If you are outside the WCCO Radio broadcast range, go to gophersports.com and catch all the action. Also available at gophersports.com for home games are live stats. Follow the game as it happens courtesy of Minnesota Men's Athletics, Yahoo and gophersports.com.

knocked Indiana out of first place in the Big Ten.

'T' NAMED PLAYER OF THE WEEK AFTER PERFECT GAME

Senior guard Travarus Bennett was named Big Ten Co-Player of the Week after his perfect performance against Ohio State on Jan. 26. Bennett scored 21 points, on 6-of-6 shooting from the field, 3-of-3 from three-point land and 6-of-6 from the line. He also led the Gophers with seven rebounds to go along with two assists, one block and two steals in 29 minutes. It is the first player of the week honor for Bennett.

MAYBE HE'S NOT SO OVERLOOKED

Rychart was named co-Big Ten Player of the Week for his play against Wake Forest and UT-Pan American. Rychart nearly averaged a double-double the week of Nov. 26, producing 20.0 points and 9.5 rebounds while shooting 59.3 percent from the floor. The senior co-captain opened the week with his first double-double of the season, and 15th of his career, with 22 points and 13 boards in a narrow loss at Wake Forest in the ACC/Big Ten Challenge. Rychart followed that performance by recording 18 points, on 8-of-12 shooting, and six rebounds in just 23 minutes in a win over Texas-Pan American. It was the third player of the week honor for Rychart in his career.

BURLESON HAS BIG WEEK

During the week of Jan. 7, Kevin Burleson found his scoring touch for the first time this season from his point guard position. At Purdue on Jan. 12, Burleson scored a career-high 24 points, on 7-of-13 shooting, and dished out five assists. Earlier in the week against Michigan (1/9), Burleson scored a then season-high 19 points (16 in the second half) to go along with his four assists to lead the Gophers to a victory.

THE PLASTIC MAN GETS HIS CHANCE

After coming off the bench for 16 of the first 17 games, junior center Jerry Holman has made the most of his chance to start. With his wide reach and versatile athletic ability, Holman has raised havoc on both ends of the floor. Holman led the Gophers and tied a career-high with 17 points vs. Wisconsin (2/16). Against Penn State (1/30), Holman scored 14 points, grabbed a game-high eight rebounds and blocked three shots in 25 minutes. Holman started the second game of his career vs. Ohio State on Jan. 26 and responded with 12 points, four rebounds and three blocks in 28 minutes. The Gophers are 8-2 when the junior scores in double figures.

Holman is second in the Big Ten in field goal percentage in league games at .600 (57-95) and is fifth overall with a .556 field goal percentage (95-171). He is averaging 8.9 points in just 21.4 minutes per game. Defensively, Holman is tied for third in league games averaging 1.43 blocks per game and fifth overall (1.36 bpg). Against UNC-Wilmington, Holman recorded a career-high four blocks.

Earlier in the season, coming off the bench, he scored 12 points, grabbed three boards, dished out

three assists and had three blocks in a career high 30 minutes vs. Michigan (1/9). At Illinois (1/2), Holman scored 10 points in 23 minutes and followed that with a team-leading 16 points in 23 minutes vs. Michigan State (1/5). His one-handed tomahawk dunk with :43 left was the clincher for the Gophers against the Spartans. Holman has 24 dunks this season.

THE LIFE AND TIMES OF MICHAEL BAUER

Redshirt sophomore forward Michael Bauer has scored in double figures in 15-of-25 games this season. Bauer is a good indicator of the Gophers success when he scores in double figures Minnesota is 12-3.

Bauer was forced to sit out his true freshman year when an ankle injury he suffered in the pre-season did not heal properly. He broke his arm at Purdue last season and sat out the final 12 games. Before his arm injury last season, Bauer was third on the team in scoring, averaging 11.4 points per game (12.0 in Big Ten games) and second on the team in rebounding at 4.8 rebounds per game. He also led the team in blocks (30) and three-point shooting with a .432 shooting percentage from behind the arc.

BURLESON LEARNS THE GIFT OF GIVING

After playing his first two seasons at the 2-guard, junior Kevin Burleson has adjusted to the point guard role very quickly and very well. At Illinois, Burleson recorded his 200th career assist. Burleson stands in eighth place on the all-time assists list with 260. Osborne Lockhart stands in seventh place with 268 career assists. Burleson is second in the conference overall with 126 assists and third in conference games with 64 dishes. Burleson leads the Big Ten in all games with a 2.74 assist to turnover ratio (126 asst. vs. 46 TOs).

Against UNC-Asheville, Burleson had a career-high 11 assists (previous high was seven). It was the most assists by a Gopher since J.B. Bickerstaff had 10 on Nov. 24, 2000 at Hawaii-Pacific. He is the first to record more than 10 assists since Arriel McDonald dished 13 assists against Iowa on March 5, 1994 (game went to triple overtime). Burleson's 11 assists ranks in a tie for the sixth-best game total in school history. Burleson recorded nine assists vs. Ohio State on Jan. 26 and eight helpers vs. Eastern Washington on Nov. 24, vs. Maryland-Eastern Shore on Dec. 13, and at Michigan on Jan. 19.

THREE TRANSFERS COME HOME

The Golden Gophers welcomed three transfers over the summer who are not eligible to play this season due to NCAA transfer rules. Ben Johnson, Brent Lawson and Matt Smruga, all native Minnesotans, will be eligible to play at the beginning of the 2002-03 season. Until then, they will be members of the Golden Gopher scout team during practice.

Johnson, from Minneapolis, Minn., and DeLaSalle High School, transferred from Northwestern where he was a two-year letterwinner and the leading scorer for the Wildcats as a

freshman. Lawson, from Maple Grove, Minn., transferred from St. Francis (PA) where he started 21 games as a freshman and was sixth on the team with a 5.3 ppg average. Smriga, from Apple Valley, Minn., played in 17 games as a freshman at Kent State.

THE STORY OF TWO NUMBERS

Freshman forward Rick Rickert will wear two different numbers this season depending on the color of his jersey. Gold jersey (home) #1. Maroon jersey (road) #4. Why? His first choice for a number was #14. Sorry, Lou Hudson was #14 and that jersey is retired. His second choice? #44. Well, Kevin McHale wore #44 and that's also in the Williams Arena rafters. So, Rickert gets the best of both worlds.

THE THREE CAPTAINS

The Golden Gophers voted on and named three captains for the 2001-02 squad. They are senior forward Dusty Rychart, junior guard Kevin Burleson and sophomore forward Michael Bauer. It is the first such honor for these players.

SCHILLING TRANSFERS

Junior guard Shane Schilling decided to transfer from the University of Minnesota, it was announced on October 29. Schilling was suspended indefinitely by Coach Monson on Oct. 27 for violation of team rules. Schilling started 31 games in 2000-01 and averaged 8.4 points per game.

BARN MAGIC

The Golden Gophers hold one of the best home-court advantages in college basketball. The U of M holds a 620-242 (.720) record in its beloved Williams Arena. Under Monson, the Gophers have posted a 33-11 record at home.

Nicknamed "the Barn", Williams Arena was named the sixth-best college basketball arena in the country by CBS Sportsline in 2001. As noted in the *Street & Smith's Sports Business Journal*, Williams Arena is tied for the fifth-oldest Division I Basketball Arenas.

Oldest Division I Basketball Arenas

1. Fordham University, Rose Hill Gymnasium
Opened - 1925 (cap. 3,470)
2. Harvard University, Ray Lavietes Pavilion
Opened - 1926 (cap. 2,195)
2. University of Oregon, McArthur Court
Opened - 1926 (cap. 9,738)
4. University of Pennsylvania, The Palestra
Opened - 1927 (cap. 8,700)
5. **University of Minnesota, Williams Arena**
Opened - 1928 (cap. 14,625)
5. Butler University, Hinkle Fieldhouse
Opened - 1928 (cap. 11,043)

game at Texas Tech, will be broadcast on Ch. 45. Five Saturday Big Ten games will be produced by ESPN Regional and carried locally on either KSTP-Ch. 5 or KSTC-Ch. 45. Please refer to the schedule on the first page for television information.

HAGEN RECEIVES SCHOLARSHIP

Dan Monson announced Monday, Jan. 14 that Jeff Hagen will receive a basketball scholarship from the University of Minnesota. Hagen's aid will begin with the second semester this school year.

Hagen, a sophomore center from Minnetonka, Minn., is redshirting this season. As a freshman, he averaged 1.9 points and 1.2 rebounds per game.

CAREER RECORDS

SCORING

Name	Points
1. Mychal Thompson (1975-78)	1,992
2. Willie Burton (1987-90)	1,800
3. Randy Breuer (1980-83)	1,777
4. Sam Jacobson (1995-98)	1,709
5. Kevin McHale (1977-80)	1,704
6. Quincy Lewis (1995-99)	1,614
7. Tommy Davis (1982-85)	1,481
8. Trent Tucker (1979-82)	1,445
9. Chuck Mencel (1952-55)	1,391
10. Marc Wilson (1983-86)	1,386
11. Kevin Lynch (1988-91)	1,355
12. Tom Kondla (1966-68)	1,350
13. Ron Johnson (1958-60)	1,335
14. Lou Hudson (1964-66)	1,329
15. Arriel McDonald (1991-94)	1,273
16. Melvin Newbern (1988-90)	1,224
17. Jim McIntyre (1946-49)	1,223
18. Archie Clark (1964-66)	1,199
19. Dusty Rychart (1998-	1,189
10. Randy Carter (1991-94)	1,186
21. Darryl Mitchell (1979-82)	1,182

REBOUNDS

Name	Rebounds
1. Mychal Thompson (1975-78)	956
2. Kevin McHale (1977-80)	950
3. Jim Brewer (1971-73)	907
4. Richard Coffey (1987-90)	904
5. Mel Northway (1963-65)	841
6. Ron Johnson (1958-60)	820
7. Randy Carter (1991-94)	736
8. Larry Mikan (1968-70)	735
9. Randy Breuer (1980-83)	730
10. Willie Burton (1987-90)	705
Dusty Rychart (1998-2002)	699

THREE-POINT FIELD GOALS

Name	3-FG
1. Sam Jacobson (1995-98)	173
2. Voshon Lenard (1991-94)	137
3. Quincy Lewis (1995-99)	127
4. Kevin Lynch (1988-91)	117
5. Terrance Simmons (1998-2001)	108
6. Kevin Burleson (1999-	106
7. Arriel McDonald (1991-94)	100
8. Townsend Orr (1992-94)	96
9. Willie Burton (1987-90)	82
10. Michael Bauer (1999-	74

ASSISTS

Name	Asst
1. Arriel McDonald (1991-94)	547
2. Marc Wilson (1983-86)	375
3. Melvin Newbern (1988-90)	369
4. Kevin Lynch (1988-90)	301
5. Ray Williams (1976-77)	296
6. Flip Saunders (1974-77)	295
7. Osborne Lockhart (1975-78)	268
8. Kevin Burleson (1999-	260
9. Walter Bond (1988-91)	235
10. Trent Tucker (1979-82)	219

THE GOPHERS ON TV

Nineteen Golden Gopher basketball games will be seen on television this season. Along with three national broadcasts on ESPN, ESPN2 and CBS, Golden Gopher basketball can be seen locally on KSTC-TV Ch. 45 in conjunction with Victory Sports Network. Eleven games, starting with the Dec. 30

MINNY-NOTES

- Minnesota's 12 blocks against UNC-Wilmington was a season-high and tied for the third-best total in school history. The block total is the most since blocking 12 at Arizona State on Nov. 27, 1991.
- Minnesota's 47-point win over Maryland-Eastern Shore was the third-largest margin of victory in school history, and the largest since the Golden Gophers defeated South Dakota State, 78-25 (12/3/45) {including vacated games, it is the sixth-largest.}
- The 95 points against Maryland-Eastern Shore is the most Minnesota has scored since defeating TCU, 107-99, on Nov. 25, 2000. It is also the second-best point total by Minnesota under Dan Monson.
- Maryland-Eastern Shore's 31.6 percent field goal percentage is lowest by a Minnesota opponent in the Monson era.
- Minnesota is 3-0 in Big Ten home openers under Dan Monson.
- Minnesota shot 69.4 percent from the field (34-49) against Michigan (1/9), the third-best percentage in school history. It was the best performance since shooting 71.1% at Indiana on Feb. 11, 1984.
- Minnesota shot 61.5 percent from three-point range (8-13) vs. the Wolverines (1/9), also the third-best percentage in school history.
- Minnesota's 81.8 field goal percentage (18-22) in the second half vs. Michigan (1/9) was the fourth-best percentage in a half and the best since shooting .833 at Indiana on Feb. 11, 1984.
- Minnesota won for the first time at Purdue (1/12) since 1997 and for only the second time since 1982.
- Minnesota's 89 points vs. Ohio State (1/26) was the most allowed by Ohio State this season. The previous high was just 71 by Purdue on Jan. 2.
- Minnesota's 24-point win vs. Penn State (1/30) is the largest Big Ten win of the season and is the largest margin of victory in a Big Ten game under Monson. The 94 points was the most in a Big Ten game under Monson.
- Minnesota has won three games against ranked opponents (#17 Michigan State (1/5), #20 Ohio State (1/26) and #25 Indiana (2/2) and are 3-1 on the season against ranked foes.
- The last time Minnesota won three straight games over ranked opponents was during the 1996-97 season when the Golden Gophers won eight in a row over ranked foes.
- Minnesota turned the ball over a season-low eight times vs. Indiana (2/2).
- Minnesota's 88 points is the most allowed by Indiana this season.
- Minnesota's win at Iowa (2/9) was its fourth straight in conference play. The last time Minnesota won four straight Big Ten conference games was in 1996-97 when they won 12 straight. Those games were later vacated. Not counting vacated games, the last time Minnesota won four straight conference games was in 1989-90 (2/17 at Northwestern, 90-72; 2/22 vs. Wisconsin, 68-67; 2/24 at Iowa, 102-80; 3/1 at Indiana, 75-70).
- Minnesota's 86 points at Iowa (2/9) is the most allowed by Iowa this season.
- Minnesota shot over 50 percent from the field during its four-game win streak. The Gophers shot 125-214 from the field (58.4 percent) during that span. In the second half of those games, the Gophers made 63-of-96 shots (65.6 percent).
- Minnesota has 125 blocks this season. Minnesota recorded 120 blocks all last season and the record for blocks in a season is 154.
- Minnesota's win at Penn State (2/23) was its first win this season when the Gophers did not score 70 or more points. The Gophers improved their record to 1-9 when they don't score 70.
- Minnesota's eight conference wins are the most under Dan Monson and the most since the 1992-93 season when the Gophers were 9-9 in the conference. Including vacated games, it's the most wins since the 1998-99 season when the Gophers were 8-8 in the conference.

SEASON RECORDS

STEALS

<u>Name</u>	<u>Steals</u>
1. Melvin Newbern ('88-89)	101
2. Melvin Newbern ('89-90)	72
3. Quincy Lewis ('97-98)	68
4. Trent Tucker ('80-81)	63
5. Darryl Mitchell ('81-82)	55
6. James Jackson ('77-78)	52
7. Voshon Lenard ('91-92)	51
8. Travarus Bennett ('01-02)	51
9. Quincy Lewis ('98-99)	50
10. Voshon Lenard ('92-93)	49

ASSISTS

<u>Name</u>	<u>Assists</u>
1. Arriel McDonald ('93-94)	179
2. Melvin Newbern ('89-90)	167
3. Ray Williams ('76-77)	166
4. Melvin Newbern ('88-89)	135
5. Ray Williams ('75-76)	130
6. Kevin Burleson ('01-02)	130
7. Arriel McDonald ('90-91)	126
8. Terrance Simmons ('00-01)	124
9. Arriel McDonald ('92-93)	122
10. Arriel McDonald ('91-92)	120

SEASON RECORDS

BIG TEN GAMES ONLY

STEALS

<u>Name</u>	<u>Steals</u>
1. Melvin Newbern ('88-89)	62
2. James Jackson ('77-78)	36
3. Melvin Newbern ('89-90)	33
4. Quincy Lewis ('98-99)	32
5. Arriel McDonald ('92-93)	30
6. Quincy Lewis ('97-98)	29
Kevin Lynch ('90-91)	29
Trent Tucker ('80-81)	29
Darryl Mitchell ('81-82)	29
Walter Bond ('88-89)	29
Travarus Bennett ('01-02)	28

ASSISTS

<u>Name</u>	<u>Assists</u>
1. Arriel McDonald ('93-94)	111
2. Ray Williams ('76-77)	106
3. Ray Williams ('75-76)	105
4. Melvin Newbern ('89-90)	100
5. Leo Rautins ('78-79)	76
6. Arriel McDonald ('92-93)	74
7. Marc Wilson ('82-83)	73
8. Arriel McDonald ('90-91)	70
9. Arriel McDonald ('91-92)	68
10. Melvin Newbern ('88-89)	67
Kevin Burleson ('01-02)	64

RECORD WHEN...

Home	12-2
Away	3-8
Nonconference	7-4
Conference	8-6
Leading at half	9-6
Trailing at half	6-3
Tied at half	0-1
Leading with 5:00 left	15-3
Trailing with 5:00 left	0-7
Tied with 5:00 left	0-0
Shooting 50% or better from the field	9-0
Shooting less than 50% from the field	6-10
Opp. shoot 50% or better from the field	1-0
Opp. shoot less than 50% from the field	14-10
Make more 3s than opponent	3-3
Opponent makes more 3s	11-6
3s are equal	1-1
More FT attempts than opponent	7-1
Opponent had more FT attempts	7-8
FT attempts are equal	1-1
Outrebound opponent	10-5
Outrebounded by opponent	4-5
Rebounds are equal	1-0
Fewer turnovers than opponent	11-2
More turnovers than opponent	2-7
Turnovers are equal	2-1
Bench outscores opponent's bench	7-5
Opponent's bench outscores MN bench	8-4
Bench points are equal	0-1
Score 70 points or more	14-1
Score less than 70 points	1-9
Hold opponent for less than 70 points	7-3
Opponent scores 70 points or more	8-7
Games decided by 1-5 points	3-3
Games decided by 6-10 points	3-3
Games decided by 11-15 points	1-0
Games decided by more than 15 points	8-4
November	3-1
December	4-3
January	5-3
February	3-3
March	0-0
Bauer scores in double figures	12-3
Holman scores in double figures	8-2
On ESPN or ESPN2	1-2
On ESPN Regional	8-5
Miscellaneous Stats	
Current streak	Won 1
Homecourt streak	Lost 1
Neutral streak	Lost 1
Road streak	Won 1

2001-02 STARTING LINEUPS

Games	Forward	Forward	Center	Guard	Guard	Record
1-2	Rychart	Bauer	Rickert	Fleming	Burleson	2-0
3-10, 12-17	Rychart	Bauer	Rickert	Bennett	Burleson	8-6
11	Rychart	Rickert	Holman	Bennett	Burleson	0-1
18-25	Rychart	Rickert	Holman	Bennett	Fleming	5-3

MISCELLANEOUS STATISTICS

ATTENDANCE

	G	Total	Average
Home	14	182,816	13,058
Away	11	131,760	11,978
Total	25	314,576	13,058

DUNK -0- METER

Jerry Holman	28
Michael Bauer	9
Rick Rickert	7
Maurice Hargrow	4
Kevin Burleson	3
Dusty Rychart	1
Steve Esselink	1

DOUBLE-DOUBLES

Dusty Rychart	5
Rick Rickert	2
Travarus Bennett	1

DOUBLE-FIGURE SCORING

Dusty Rychart	19
Rick Rickert	17
Michael Bauer	15
Jerry Holman	10
Travarus Bennett	9
Kevin Burleson	4
Kerwin Fleming	3
Maurice Hargrow	1
Steve Esselink	1

20-POINT GAMES

Rick Rickert	5
Dusty Rychart	2
Kevin Burleson	1
Travarus Bennett	1

DOUBLE-FIGURE REBOUNDS

Dusty Rychart	5
Rick Rickert	2
Travarus Bennett	1

DOUBLE-FIGURE ASSISTS

Kevin Burleson	1
----------------	---

GAMES MISSED DUE TO INJURY/ILLNESS

Maurice Hargrow	2
Kerwin Fleming	1

FOULED OUT

Kevin Burleson	4
Kerwin Fleming	3
Rick Rickert	2
Dusty Rychart	2
Jerry Holman	1
Michael Bauer	1

2001-02 GOLDEN GOPHER ROSTER

NO.	NAME	POS	HT	WT	YR	PPG	RPG	NOTE
1/4	Rick Rickert	F	6-10	202	Fr.	14.2	5.2	top freshman scorer in Big Ten
3	Aaron Robinson	G	5-9	160	Fr.	0.6	0.6	had a steal in 2 minutes at PSU
5	Wade Hokenson	G	5-9	160	So.	0.0	0.4	walk-on; has played in four games
11	Maurice Hargrow	G	6-4	175	Fr.	3.9	1.3	career-high 18 minutes vs. Wis.
12	Kevin Burleson**	G	6-3	190	Jr.	6.5	2.1	season-high 5 steals at PSU
15	Kerwin Fleming*	G	6-3	180	Sr.	7.3	2.3	tied a season-high with 4 assists vs. Wis.
21	Travarus Bennett*	F	6-7	205	Sr.	8.3	4.9	was one rebound away from dbl-dbl at PSU
24	Tyree Bolden	F	6-5	190	So.	0.4	0.7	walk-on; scored first career fg vs. PSU
30	Justin Lorang	G/F	6-5	190	Sr.	1.6	0.4	walk-on; five points vs. PSU
31	Steve Esselink	F	6-6	191	So.	2.7	0.8	5 points in 11 minutes at PSU
35	Randy Chall	F	6-5	215	So.	0.1	0.4	walk-on; scored first career point vs. EWU
40	Jerry Holman	F/C	6-10	218	Jr.	8.9	3.7	6 boards and 2 blocks at PSU
41	Michael Bauer*	F	6-8	205	So.	10.1	3.7	10 second-half points at PSU
42	Jeff Hagen*	C	6-11	250	So.	na	na	redshirting the 2001-02 season
45	Dusty Rychart***	F	6-7	210	Sr.	13.0	6.9	19 career double-doubles

* Number of letters earned

#41 MICHAEL BAUER

Forward • So. • 6-8 • 205 • Hastings, Minn. • Hastings HS

Last Two Games: Had 10 second-half points and grabbed five rebounds at Penn State (2/23) • did not score in 27 minutes at Michigan State (2/21).

Notable: One of three team captains • scored 10 points in 12 minutes at Iowa (2/9) • had 11 points in 14 minutes and was 3-of-4 from beyond the arc vs. Indiana (2/2) • came off the bench for the second straight game and scored 12 points on 5-of-8 shooting and dished out three assists vs. Penn State (1/30) • led team with 17 points at Michigan (1/19) • scored 15 points, grabbed seven rebounds and blocked two shots vs. Michigan (1/9) • had 12 points, three assists, three rebounds and four blocks in season-high 33 minutes vs. Michigan State (1/5) • led team with 16 points at Illinois (1/2) • came off the bench for the first time at Texas Tech due to an ankle injury, scored six points and grabbed six boards • had 15 points, four rebounds, three assists, three blocks and a steal vs. Nebraska • had 15 points, on 5-of-8 shooting, three assists and a career-high three steals in 19 minutes vs. Maryland-Eastern Shore • had 13 points, four rebounds and two blocks vs. UT-Pan American • scored 11 points and grabbed five rebounds at Wake Forest • led the team for the third straight game in scoring with 17 points against Eastern Washington • was 6-of-9 from the floor, 2-of-4 from three-point range • led the team for the second straight game with 19 points against UNC-Asheville • led team with 18 points and grabbed eight boards vs. Mercer • was 8-of-12 from the floor and 2-of-3 from three-point range • last season, suffered a season-ending injury (broken forearm) after scoring 12 points and grabbing eight rebounds in loss to Purdue (1/27/01).

Milestones: Ranks 10th in career three-point field goals with 74 • scored his 500th career point at Penn State on Feb. 23 • set school season record for three-point field goal percentage with a .415 mark (34-82) in 2001 • has scored in double figures 30 times in his career • has recorded double-digit rebounds in two games during his career.

CAREER HIGHS

Minutes: 35 vs. Georgia (11/19/00)

Points: 21 vs. Georgia (11/19/00)

Rebounds: 12 vs. Morris Brown (12/4/00)

Assists: 4 - two times; last vs. Nebraska (12/28/00)

Steals: 3 vs. Maryland-Eastern Shore (12/13/01)

Blocks: 4 - three times; last vs. MSU (1/5/02)

SEASON HIGHS

Minutes: 33 - two times; last at Wisconsin (1/16/02)

Points: 19 vs. UNC-Asheville (11/21/01)

Rebounds: 8 vs. Mercer (11/17/01)

Assists: 3 - six times; last vs. Penn State (1/30/02)

Steals: 3 vs. Maryland-Eastern Shore (12/13/01)

Blocks: 4 vs. Michigan State (1/5/02)

2001-02 Game-by-Game

Opponent (Date)	Start	Min.	Fg-Fa	3g-3a	Ftm-Fta	O-D/T	Pf.Asst.	To.	Blk.	Stl.	Pts.
Mercer (11/17)	Y	25	7-16	3-8	1-3	4-4/8	2 1	1 1	1 1	1 18	
UNC-Asheville (11/21)	Y	26	8-12	2-3	1-1	1-1/2	2 3	0 1	0 19		
E. Washington (11/24)	Y	24	6-9	2-4	3-4	0-2/2	1 0	2 1	1 17		
at Wake Forest (11/27)	Y	26	4-14	3-9	0-0	2-3/5	3 0	2 0	0 11		
UT-Pan American (12/1)	Y	29	3-6	1-3	6-6	1-3/4	2 1	1 2	0 13		
UNC-Wilmington (12/4)	Y	31	0-7	0-2	3-4	3-5/5	2 1	2 2	0 3		
at Georgia (12/7)	Y	22	1-7	0-5	0-0	2-2/4	1 1	2 2	1 2		
Oregon (12/10)	Y	24	1-7	0-3	0-0	3-4/7	2 0	0 1	0 2		
Maryland-ES (12/13)	Y	19	5-8	2-3	3-5	0-2/2	4 3	1 1	3 15		
Nebraska (12/22)	Y	25	5-10	3-8	2-2	0-4/4	2 3	1 3	1 15		
at Texas Tech (12/30)	N	21	2-5	0-3	2-2	1-5/6	5 0	2 0	0 6		
at Illinois (1/2)	Y	29	6-13	1-3	3-4	1-3/4	3 1	3 1	2 16		
Michigan State (1/5)	Y	33	4-9	3-6	1-3	1-2/3	2 3	1 4	0 12		
Michigan (1/9)	Y	27	6-8	2-2	1-2	1-6/7	0 2	3 2	0 15		
at Purdue (1/12)	Y	22	2-4	0-1	0-0	1-2/3	1 3	2 0	1 4		
at Wisconsin (1/16)	Y	33	3-6	1-3	0-0	2-5/7	3 1	4 2	1 7		
at Michigan (1/19)	Y	30	7-15	3-7	0-0	1-1/2	2 2	3 0	0 17		
Ohio State (1/26)	N	16	2-7	1-4	1-2	0-0/0	1 0	1 0	0 6		
Penn State (1/30)	N	19	5-8	0-2	2-2	0-2/2	1 3	2 0	1 12		
Indiana (2/2)	N	14	4-6	3-4	0-0	0-0/0	3 2	1 1	0 11		
at Iowa (2/9)	N	12	3-7	2-5	2-2	0-0/0	2 0	2 0	1 10		
at Northwestern (2/13)	N	16	2-6	0-2	0-0	2-1/3	4 0	0 0	0 4		
Wisconsin (2/16)	N	19	3-4	1-2	0-0	0-5/5	1 0	2 0	0 7		
at Michigan State (2/21)	N	27	0-6	0-2	0-0	1-1/2	3 1	0 1	0 0		
at Penn State (2/23)	N	23	3-10	2-6	2-2	3-2/5	0 1	0 1	0 10		

1999-2000 Game-by-Game

Opponent (Date)	Start	Min.	Fg-Fa	3g-3a	Ftm-Fta	O-D/T	Pf.Asst.	To.	Blk.	Stl.	Pts.
at Oregon (12/18)	N	11	2-2	1-1	0-0	1-3/4	1 0	0 0	0 1	5	
Furman (12/23)	N	12	0-4	0-0	0-4	2-2/4	1 0	1 0	1 0		
at Georgia (12/28)	N	12	4-5	3-4	2-2	0-6/6	0 0	1 1	1 13		
at Nebraska (12/31)	N	9	1-2	0-0	0-0	0-2/2	3 1	1 1	0 2		
Michigan (1/5)	N	10	3-4	1-1	0-0	1-1/2	2 1	0 0	1 2		
Totals	0/5	54	10-17	5-6	2-6	4-14/18	7 2	3 2	4 27		

2000-01 Game-by-Game

Opponent (Date)	Start	Min.	Fg-Fa	3g-3a	Ftm-Fta	O-D/T	Pf.Asst.	To.	Blk.	Stl.	Pts.
UNCG (11/17)	Y	33	2-6	1-2	2-2	3-3/6	2 2	2 1	0 7		
Georgia (11/19)	Y	35	6-12	2-5	7-8	1-2/3	4 2	0 1	0 21		
vs. Hawaii Pac (11/24)	Y	26	1-6	0-1	3-4	2-4/6	2 0	1 1	0 5		
vs. TCU (11/25)	N	13	0-4	0-1	0-0	0-0/0	0 0	2 1	0 0		
vs. Georgetown (11/26)	N	21	6-13	3-6	2-3	1-2/3	5 0	0 1	0 17		
at Florida State (11/29)	N	20	3-6	2-2	0-0	1-0/1	4 1	1 1	2 8		
Morris Brown (12/4)	Y	31	5-12	1-2	0-0	4-8/12	1 1	0 3	0 11		
at Marquette (12/7)	N	28	6-14	2-8	0-0	3-7/10	4 4	2 1	2 14		
Bethune Cook (12/9)	Y	28	5-11	1-3	7-8	1-5/6	2 2	0 1	0 18		
La Tech (12/12)	N	18	4-6	1-3	1-1	0-2/2	2 2	2 2	2 10		
Dartmouth (12/22)	Y	27	2-7	1-2	2-3	2-3/5	2 1	3 2	1 7		
Nebraska (12/28)	N	34	5-13	1-6	3-5	3-5/8	3 4	0 4	0 14		
Centenary (12/30)	Y	21	4-7	2-4	2-5	2-1/3	0 0	0 4	2 12		
at Illinois (1/3)	Y	24	4-7	2-4	0-0	0-1/1	2 2	2 1	2 10		
Wisconsin (1/6)	Y	27	4-7	3-5	0-0	2-6/8	4 3	5 0	1 11		
at Ohio State (1/13)	Y	32	4-10	3-7	4-4	0-3/3	2 1	0 1	1 15		
Purdue (1/17)	Y	28	4-11	2-7	2-4	1-5/6	1 2	1 1	0 12		
Indiana (1/20)	N	33	7-12	5-8	0-0	0-1/1	4 0	2 3	2 19		
Iowa (1/24)	Y	28	2-8	0-2	1-3	1-2/3	2 0	1 1	0 5		
at Purdue (1/27)	Y	20	5-11	2-4	0-0	3-5/8	1 2	1 0	2 12		
Totals	13/20	527	79-183	34-82	36-50	30-65/95	47 29	25 30	17 228		

#21 TRAVARUS BENNETT

Forward • Sr. • 6-7 • 205 • Rosedale, Miss. • SW Missouri St.-West Plains/West Bolivar HS

Last Two Games: Had 14 points, nine rebounds, two assists, one block and one steal at Penn State (2/23) • scored four points and grabbed four rebounds at Michigan State (2/21).

Notable: Was limited to 18 minutes vs. Northwestern (2/13) because of a sprained ankle, had two points, three boards, two blocks and two steals • had 11 points, five rebounds, two assists, a block and four steals in a career-high 35 minutes at Iowa (2/9) • had four points, eight rebounds, two assists, three blocks and four steals in a season-high 34 minutes vs. Indiana (2/2) • scored a career-high 21 points on 6-of-6 from the field and 6-of-6 from the line, grabbed seven boards and had two assists, two steals and a block vs. Ohio State (1/26) • named Big Ten Co-Player of the Week on Jan. 28 for his perfect game against OSU (1/26) • had four points, four rebounds and tied a season-high with four steals at Michigan (1/19) • had seven points and four steals vs. Michigan State (1/5) • recorded his first double-double of the season with 15 points and 10 rebounds at Texas Tech in 33 minutes • scored eight points and tied a season high with four steals vs. Nebraska • scored 16 points on 4-of-4 shooting, 3-of-3 from beyond the arc vs. Maryland-Eastern Shore • had 11 points, five rebounds and two steals vs. Oregon • scored a career-high 19 points vs. UT-Pan American • was 5-of-8 from the field, 3-of-4 on three-pointers and 6-of-6 from the line • also had three blocks • scored 12 points and grabbed a season-high seven rebounds in 30 minutes at Wake Forest • started for the first time this season vs. Eastern Washington and scored seven points • had four steals and two blocks vs. EWU • scored 11 points on 5-of-7 shooting in 18 minutes vs. UNC-Asheville • also had five rebounds and four steals against the Bulldogs • saw his first action of the season against Mercer, playing 15 minutes, had four assists and three steals and one point.

Milestones: Has scored in double figures in 13 career games • has recorded three games of double-digit rebounds • scored 300th career point vs. Ohio State.

CAREER HIGHS

Minutes: 35 - two times; last at Iowa (2/9/02)

Points: 21 vs. Ohio State (1/26/02)

Rebounds: 12 - two times; last vs. Tulsa (3/19/01)

Assists: 4 vs. Mercer (11/17/01)

Steals: 6 vs. Tulsa (3/19/01)

Blocks: 3 - three times; last vs. Indiana (2/2/02)

SEASON HIGHS

Minutes: 35 at Iowa (2/9/02)

Points: 21 vs. Ohio State (1/26/02)

Rebounds: 10 at Texas Tech (12/30/01)

Assists: 4 vs. Mercer (11/17/01)

Steals: 4 - seven times; last at Iowa (2/9/02)

Blocks: 3 - two times; last vs. Indiana (2/2/02)

2001-02 Game-by-Game

Opponent (Date)	Start	Min.	Fg-Fa	3g-3a	Ftm-Fta	O-D/T	Pf.Asst.	To.	Blk.	Stl.	Pts.
Mercer (11/17)	N	15	0-3	0-1	1-2	1-0/1	1 4	1	0	3	1
UNC-Asheville (11/21)	N	18	5-7	0-0	1-2	3-2/5	1 1	1	0	4	11
E. Washington (11/24)	Y	24	3-10	1-6	0-0	1-2/3	1 1	0	2	4	7
at Wake Forest (11/27)	Y	30	4-9	1-3	3-3	4-3/7	3 0	1	0	1	12
UT-Pan American (12/1)	Y	30	5-8	3-4	6-6	3-1/4	3 0	2	3	1	19
UNC-Wilmington (12/4)	Y	18	0-1	0-0	0-0	0-0/0	4 0	1	1	0	0
at Georgia (12/7)	Y	28	3-7	1-4	1-2	3-3/6	1 2	3	1	1	8
Oregon (12/10)	Y	30	3-6	1-3	4-6	4-1/5	2 0	0	0	2	11
Maryland-ES (12/13)	Y	23	4-4	3-3	5-6	2-0/2	1 2	1	0	2	16
Nebraska (12/22)	Y	28	1-2	1-1	5-7	2-3/5	2 1	0	0	4	8
at Texas Tech (12/30)	Y	33	6-14	3-7	0-2	6-4/10	3 3	0	0	1	15
at Illinois (1/2)	Y	28	2-6	0-1	2-3	2-5/7	1 3	2	1	0	6
Michigan State (1/5)	Y	30	1-4	0-1	5-7	1-2/3	4 1	1	0	4	7
Michigan (1/9)	Y	26	1-1	1-1	2-2	0-3/3	3 3	3	0	3	5
at Purdue (1/12)	Y	24	2-4	1-1	2-2	2-4/6	4 2	1	0	2	7
at Wisconsin (1/16)	Y	32	2-4	0-1	5-6	2-6/8	4 3	1	1	1	9
at Michigan (1/19)	Y	26	1-2	1-1	0-0	2-2/4	4 1	1	0	4	4
Ohio State (1/26)	Y	29	6-6	3-3	6-6	1-6/7	3 2	0	1	2	21
Penn State (1/30)	Y	20	2-5	0-2	0-0	2-2/4	2 2	0	0	1	4
Indiana (2/2)	Y	34	1-3	1-3	1-2	0-8/8	2 2	0	3	4	4
at Iowa (2/9)	Y	35	5-7	1-1	0-0	1-4/5	1 2	3	1	4	11
at Northwestern	Y	18	1-2	0-1	0-0	0-3/3	1 1	2	2	2	2
Wisconsin (2/16)	Y	29	1-1	0-0	0-0	1-3/4	4 0	3	1	0	2
at Michigan State (2/21)	Y	26	2-7	0-4	0-0	2-2/4	4 0	1	0	0	4
at Penn State (2/23)	Y	28	4-6	3-4	3-4	3-6/9	3 2	0	1	1	14

2000-01 Game-by-Game

Opponent (Date)	Start	Min.	Fg-Fa	3g-3a	Ftm-Fta	O-D/T	Pf.Asst.	To.	Blk.	Stl.	Pts.	
UNCG (11/17)	N	15	3-5	2-2	0-0	1-3/4	0 3	0	0	0	8	
Georgia (11/19)	N	11	1-1	1-1	0-0	0-1/1	3 1	1	0	0	3	
vs. Hawaii Pac (11/24)	N	9	1-2	1-1	0-0	2-2/4	2 0	3	0	1	3	
vs. TCU (11/25)	N	11	0-1	0-1	1-2	0-3/3	2 3	0	1	0	1	
vs. Georgetown (11/26)	N	13	2-4	1-2	4-6	2-4/6	1 0	0	0	0	9	
at Florida State (11/29)	N	14	5-6	2-3	0-0	0-3/3	1 0	1	0	0	12	
Morris Brown (12/4)	N	14	1-4	0-1	0-1	1-0/1	2 1	0	1	0	2	
at Marquette (12/7)	N	16	2-4	1-3	0-0	2-0/2	1 0	0	0	1	5	
Bethune Cook (12/9)	N	12	1-1	0-0	0-0	0-1/1	2 1	1	1	0	2	
La Tech (12/12)	N	11	0-4	0-2	0-0	1-0/1	3 1	1	1	1	0	
Dartmouth (12/22)	N	21	0-1	0-1	0-1	0-2/2	2 0	0	0	3	0	
Nebraska (12/28)	N	14	0-4	0-4	0-0	0-2/2	2 0	0	0	3	0	
Centenary (12/30)	N	19	1-3	1-2	0-0	2-6/8	2 3	0	2	1	3	
at Illinois (1/3)	N	16	1-1	0-0	0-0	1-3/4	3 2	2	1	0	2	
Wisconsin (1/6)	N	10	0-1	0-0	0-0	1-0/1	1 0	0	0	0	0	
at Ohio State (1/13)	N	15	0-2	0-1	0-0	3-2/5	0 2	0	2	1	0	
Purdue (1/17)	N	12	0-0	0-0	0-0	0-3/3	2 0	0	0	0	0	
Indiana (1/20)	N	19	0-3	0-2	2-2	0-1/1	1 2	1	0	2	2	
Iowa (1/24)	N	19	3-4	1-2	0-0	0-2/2	4 0	1	0	4	7	
at Purdue (1/27)	N	20	1-6	0-1	0-0	0-1/1	3 0	0	1	0	2	
at Iowa (1/31)	N	21	0-6	0-3	0-0	0-5/5	1 1	2	0	0	0	
Ohio State (2/3)	N	18	1-3	0-1	2-2	2-1/3	2 1	0	0	3	4	
at Northwestern (2/6)	N	31	7-11	0-1	2-4	6-5/11	2 2	0	1	2	16	
Michigan State (2/10)	Did Not Play											
Penn State (2/14)	N	22	3-6	1-1	0-0	3-5/8	0 0	1	1	1	7	
at Michigan (2/17)	Y	25	6-8	4-4	2-2	3-3/6	5 0	2	0	1	18	
at Wisconsin (2/21)	Y	33	2-4	0-2	0-0	0-5/5	3 2	0	0	0	4	
at Indiana (2/28)	Y	30	2-4	2-4	2-2	3-2/5	4 1	0	1	0	8	
Illinois (3/4)	Y	33	4-7	1-3	0-0	2-5/7	1 1	0	1	2	9	
Purdue (3/8)	Y	23	0-4	0-1	0-0	0-2/2	5 0	1	0	2	0	
Villanova (3/14)	Y	34	3-9	1-3	4-6	2-10/12	3 0	0	0	1	11	
Tulsa (3/19)	Y	35	1-8	0-2	1-2	6-6/12	2 3	2	3	6	3	
Totals	7/31	596	51-127	19-54	20-29	43-88/131	65	28	21	16	35	141

#12 KEVIN BURLESON

Guard • Jr. • 6-3 • 190 • Seattle, Wash. • O'Dea HS

Last Two Games: Had six points, six assists and a season-high five steals at Penn State (2/23) • had six points, three assists and two steals at Michigan State (2/21).

Notable: One of three team captains • dished out nine assists to go along with six points, two blocks and two steals vs. Ohio State (1/26) • had six points, eight assists and a season-high four rebounds at Michigan (1/19) • scored a career-high 24 points, on 7-of-13 shooting, with five assists and a steal at Purdue (1/12) • scored 19 points (16 in the second half), grabbed three boards, dished out four assists and registered a block vs. Michigan (1/9) • had six points and five assists in 34 minutes at Texas Tech • had nine points and five assists vs. Nebraska • dished out eight assists to go along with five points and a steal vs. Maryland-Eastern Shore • had six points, five assists and four steals vs. Oregon • had eight points, five assists and two steals vs. UNC-Wilmington • had 10 points, six assists and four steals vs. UT-Pan American in 30 minutes of action • third in the Big Ten with 44 assists • scored a season-high 12 points and had four assists at Wake Forest • scored six points and added eight assists vs. Eastern Washington • had a career-high 11 assists (previous high was seven), against just one turnover vs. UNC-Asheville • it was the most assists by a Gopher since J.B. Bickerstaff had 10 on Nov. 24, 2000 at Hawaii-Pacific • first player to record more than 10 assists since Arriel McDonald dished 13 assists against Iowa on March 5, 1994 (game went to triple overtime) • 11 assists rank in a tie for the sixth-best game total in school history.

Milestones: Is eighth in school history with 260 career assists • currently sixth in school history with 106 career three-pointers and fourth with 318 three-point attempts • scored his 600th career point at Penn State on Feb. 23 • recorded his 200th career assist at Illinois (1/2/02) • has scored in double figures in 21 games in his career.

CAREER HIGHS

Minutes: 37 - two times; last vs. Tulsa (3/19/01)

Points: 24 at Purdue (1/12/02)

Rebounds: 8 vs. Furman (12/23/99)

Assists: 11 vs. UNC-Asheville (11/21/01)

Steals: 6 at Indiana (2/28/01)

Blocks: 2 - four times, last at Northwestern (2/13/02)

SEASON HIGHS

Minutes: 34 at Texas Tech (12/30/01)

Points: 24 at Purdue (1/12/02)

Rebounds: 5 at Texas Tech (12/30/01)

Assists: 11 vs. UNC-Asheville (11/21/01)

Steals: 5 at Penn State (2/23/02)

Blocks: 2 - two times; last at Northwestern (2/13/02)

2001-02 Game-by-Game

Opponent (Date)	Start	Min.	Fg-Fa	3g-3a	Ftm-Fta	O-D/T	Pf.Asst.	To.	Blk.	Stl.	Pts.
Mercer (11/17)	Y	23	1-5	1-5	1-2	1-2/3	3 4	2	0	2	4
UNC-Asheville (11/21)	Y	23	0-3	0-1	0-0	2-0/2	0 11	1	0	2	0
E. Washington (11/24)	Y	24	2-5	2-5	0-0	1-1/2	2 8	3	0	1	6
at Wake Forest (11/27)	Y	29	4-16	2-8	2-3	0-0/0	4 4	2	1	1	12
UT-Pan American (12/1)	Y	30	3-4	2-2	2-2	1-2/3	1 6	2	1	4	10
UNC-Wilmington (12/4)	Y	29	3-8	1-4	1-2	0-2/2	4 5	3	0	2	8
at Georgia (12/7)	Y	22	2-6	0-2	0-0	0-0/0	3 1	1	0	1	4
Oregon (12/10)	Y	30	3-11	0-5	0-0	0-1/1	2 5	2	0	4	6
Maryland-ES (12/13)	Y	22	1-2	0-0	3-4	1-3/4	2 8	0	1	1	5
Nebraska (12/22)	Y	26	3-4	2-3	1-1	0-0/0	2 5	1	0	1	9
at Texas Tech (12/30)	Y	34	2-12	1-6	1-2	3-2/5	5 5	2	1	0	6
at Illinois (1/2)	Y	25	0-2	0-1	0-0	0-2/2	0 4	1	0	0	0
Michigan State (1/5)	Y	23	1-6	0-4	3-4	0-2/2	1 2	4	0	2	5
Michigan (1/9)	Y	25	5-8	3-4	6-6	1-2/3	3 4	4	1	0	19
at Purdue (1/12)	Y	32	7-13	3-7	7-10	0-3/3	1 5	1	0	1	24
at Wisconsin (1/16)	Y	23	1-6	0-2	0-0	0-0/0	5 3	3	0	1	2
at Michigan (1/19)	Y	33	2-6	0-3	2-2	0-4/4	0 8	5	0	0	6
Ohio State (1/26)	N	28	2-3	0-1	2-4	0-1/1	4 9	1	2	2	6
Penn State (1/30)	N	24	0-0	0-0	2-2	2-0/2	2 5	1	0	1	2
Indiana (2/2)	N	21	1-3	1-1	0-0	0-3/3	3 4	0	0	2	3
at Iowa (2/9)	N	22	2-4	0-2	2-3	1-2/3	5 4	0	0	1	6
at Northwestern (2/13)	N	24	2-5	1-4	0-0	0-3/3	2 4	1	2	1	5
Wisconsin (2/16)	N	21	1-6	0-4	0-0	0-0/0	3 3	1	0	1	2
at Michigan State (2/21)	N	24	2-4	2-3	0-0	1-1/2	5 3	2	0	2	6
at Penn State (2/23)	N	30	2-3	0-0	2-2	2-1/3	1 6	3	0	5	6

at Indiana (2/28)	Y	32	3-11	1-6	0-2	1-0/1	3 1	3	0	6	7
Illinois (3/4)	Y	33	2-8	1-4	2-2	1-2/3	5 1	4	0	1	7
Purdue (3/8)	Y	32	2-8	2-5	2-2	1-0/1	4 3	1	0	0	8
Villanova (3/14)	Y	34	8-14	4-10	1-3	2-0/2	2 1	0	0	2	21
Tulsa (3/19)	Y	37	1-7	1-5	0-0	3-3/6	4 4	1	0	3	3
Totals		10/31	655	62-164	41-108	71-93	16-38/54	84	77	49	5 32 196

1999-2000 Game-by-Game

Opponent (Date)	Start	Min.	Fg-Fa	3g-3a	Ftm-Fta	O-D/T	Pf.Asst.	To.	Blk.	Stl.	Pts.
UT-Arlington (11/20)	N	19	5-10	4-7	2-2	2-4/6	2 1	3	0	1	16
Marquette (11/23)	Y	23	1-4	0-3	3-4	0-2/2	3 1	1	1	1	5
Morehead St. (11/27)	Y	29	3-5	2-4	3-4	0-2/2	3 7	1	1	3	11
Virginia (11/30)	Y	34	2-8	1-5	4-5	0-4/4	1 2	2	1	0	9
Valparaiso (12/4)	Y	24	1-5	1-5	1-2	0-0/0	2 1	0	0	0	4
Maine (12/11)	Y	23	5-8	1-2	0-0	2-3/5	4 3	1	0	1	11
at Oregon (12/18)	Y	28	3-7	2-5	4-4	1-3/4	1 3	2	0	2	12
Furman (12/23)	Y	24	3-8	2-6	0-0	3-5/8	2 3	1	0	0	8
at Georgia (12/28)	Y	24	2-6	1-4	0-0	2-0/2	2 1	1	0	5	5
at Nebraska (12/31)	Y	29	8-16	5-11	2-2	1-1/2	4 4	3	0	0	23
Michigan (1/5)	Y	20	5-12	0-5	2-2	0-2/2	3 1	2	0	1	12
at Ohio State (1/9)	Y	24	2-9	1-6	0-0	1-1/2	5 0	2	1	1	5
Iowa (1/12)	Y	21	2-6	1-4	3-3	1-1/2	5 0	1	0	1	8
at Indiana (1/15)	Y	30	3-11	3-6	2-2	0-1/1	2 1	0	0	1	11
Purdue (1/19)	Y	29	3-9	1-3	2-2	0-1/1	4 3	2	0	0	9
at Wisconsin (1/22)	Y	21	0-5	0-3	0-0	0-1/1	5 0	3	0	0	0
at Penn State (1/26)	Y	35	2-9	2-7	0-0	1-2/3	3 5	1	2	1	6
Northwestern (1/29)	Y	21	2-6	2-5	2-2	2-2/4	3 1	2	0	0	8
at Illinois (2/2)	Y	18	1-5	1-3	2-2	0-0/0	3 0	1	0	1	5
Wisconsin (2/5)	Y	17	2-6	0-3	1-1	0-0/0	1 0	1	0	0	5
Indiana (2/9)	Y	26	3-9	2-4	2-2	0-1/1	2 5	1	1	1	10
Illinois (2/17)	Y	32	2-10	3-6	2-2	1-3/4	1 1	2	0	1	15
at Purdue (2/19)	Y	29	3-13	1-6	1-2	3-1/4	4 3	1	0	2	8
at Seton Hall (2/23)	N	23	2-8	1-7	0-0	2-0/2	1 0	4	0	0	5
at Iowa (2/27)	Y	28	4-9	4-7	2-2	0-3/3	5 5	0	0	1	14
at Michigan St. (3/2)	N	22	1-5	1-4	0-0	1-1/2	1 3	0	1	1	3
Ohio State (3/4)	N	16	4-8	1-3	0-1	3-0/3	5 0	0	0	0	9
vs. Iowa (3/9)	N	27	4-5	1-2	0-0	2-2/4	1 3	1	0	2	9
Totals		23/28	696	81-222	44-136	40-46	28-46/74	78	57	39	8 27 246

2000-01 Game-by-Game

Opponent (Date)	Start	Min.	Fg-Fa	3g-3a	Ftm-Fta	O-D/T	Pf.Asst.	To.	Blk.	Stl.	Pts.	
UNCG (11/17)	N	18	3-6	0-2	1-1	0-0/0	2 4	0	0	2	7	
Georgia (11/19)	N	18	3-5	1-3	3-4	0-1/1	3 2	2	0	3	10	
vs. Hawaii Pac (11/24)	N	27	2-3	2-3	0-0	1-2/3	3 3	4	0	0	6	
vs. TCU (11/25)	N	17	2-2	2-2	2-2	1-1/2	2 3	0	0	0	8	
vs. Georgetown (11/26)	N	20	0-4	0-1	0-0	0-3/3	1 3	1	0	0	0	
at Florida State (11/29)	N	18	4-5	2-3	0-1	0-0/0	1 2	1	0	0	10	
Morris Brown (12/4)	N	25	2-4	1-3	2-2	0-5/5	3 3	3	1	1	7	
at Marquette (12/7)	N	24	0-2	0-2	0-0	0-1/1	3 6	0	0	2	0	
Bethune Cook (12/9)	N	18	1-3	0-2	1-2	1-2/3	2 3	1	0	2	3	
La Tech (12/12)	N	16	0-2	0-0	0-0	0-0/0	2 4	2	0	0	0	
Dartmouth (12/22)	N	17	3-5	2-3	0-0	0-3/3	1 2	2	2	0	8	
Nebraska (12/28)	N	15	1-4	1-2	0-1	1-0/1	2 1	1	1	1	3	
Centenary (12/30)	N	14	3-4	3-4	5-6	0-1/1	3 2	2	0	1	14	
at Illinois (1/3)	N	10	0-3	0-2	0-0	0-0/0	5 0	1	0	1	0	
Wisconsin (1/6)	N	22	1-5	1-4	1-2	0-1/1	3 4	0	1	1	4	
at Ohio State (1/13)	N	21	3-7	2-6	4-5	0-2/2	5 3	2	0	2	12	
Purdue (1/17)	N	17	0-3	0-1	2-2	1-3/4	3 1	2	0	2	2	
Indiana (1/20)	N	10	1-3	0-1	0-0	0-1/1	0 1	1	0	1	2	
Iowa (1/24)	Did Not Play											
at Purdue (1/27)	N	2	0-0	0-0	0-0	0-0/0	0 1	0	0	0	0	
at Iowa (1/31)	N	21	2-8	2-4	0-0	0-1/1	4 0	4	0	0	4	
Ohio State (2/3)	N	14	0-2	0-2	0-0	0-2/2	2 2	0	0	0	0	
at Northwestern (2/6)	Y	22	3-8	3-5	0-2	0-1/1	4 3	3	0	0	9	
Michigan State (2/10)	Y	37	4-7	3-5	5-7	1-1/2	5 4	1	0	2	16	
Penn State (2/14)	Y	20	1-8	1-5	0-0	1-0/1	2 3	4	0	0	3	
at Michigan (2/17)	Y	13	2-4	2-4	0-0	1-0/1	3 3	1	0	0	6	
at Wisconsin (2/21)	Y	30	5-9	4-8	0-1	0-2/2	2 4	2	0	2	14	

#3 STEVE ESSELINK

Forward • So. • 6-6 • 191 • Hills, Minn. • Augustana/Hills-Beaver Creek HS

Last Two Games: Had five points in 11 minutes at Penn State (2/23) • scored six points in eight minutes at Michigan State (2/21).

Notable: Scored four points and dished out three assists vs. Penn State (1/30) in 11 minutes • hit a big three-pointer in second half at Purdue (1/12), also had two boards and a steal • scored five points in his first Big Ten game at Illinois (1/2) • had seven points and four assists at Texas Tech in a career-high 21 minutes • scored a career-high 12 points on 5-of-5 shooting, 2-of-2 from beyond the arc vs. Maryland-Eastern Shore • played nine minutes and had three assists vs. Oregon • scored five points in a career-high 14 minutes at Georgia • had five points, three rebounds and two assists vs. Eastern Washington • scored two points (his first as a Golden Gopher) and had three steals against UNC-Asheville • played 13 minutes vs. Mercer, was 0-3 from the field, grabbed three rebounds and added two assists • started both exhibitions • sat out the 2000-01 season due to NCAA transfer rules .

SEASON/CAREER HIGHS

Minutes: 21 at Texas Tech (12/30/01)
Points: 12 vs. Maryland-Eastern Shore (12/13/01)
Rebounds: 3 - three times; last vs. Nebraska (12/22/01)
Assists: 4 at Texas Tech (12/30/01)
Steals: 3 vs. UNC-Asheville (11/21/01)
Blocks: na

2001-02 Game-by-Game

Opponent (Date)	Start	Min.	Fg-Fa	3g-3a	Ftm-Fta	O-D/T	Pf.Asst.	To.	Blk.	Stl.	Pts.
Penn State (1/30)	N	11	2-2	0-0	0-0	1-0/1	1 3	1	0	1	4
Indiana (2/2)			Did not play								
at Iowa (2/9)	N	4	1-1	1-1	0-0	0-0/0	2 1	0	0	0	3
at Northwestern (2/13)	N	3	0-0	0-0	0-0	0-0/0	1 0	0	0	0	0
Wisconsin (2/16)	N	6	1-2	0-0	0-0	0-0/0	0 0	0	0	1	2
at Michigan State (2/21)	N	8	2-3	1-2	1-2	1-0/1	0 0	1	0	0	6
at Penn State (2/23)	N	11	2-4	1-2	0-0	0-0/0	2 1	3	0	1	5
at Georgia (12/7)	N	14	2-4	1-2	0-0	1-1/2	0 1	1	0	0	5
Oregon (12/10)	N	9	0-3	0-3	0-0	0-0/0	0 3	1	0	0	0
Maryland-ES (12/13)	N	14	5-5	2-2	0-0	0-1/1	0 2	2	0	1	12
Nebraska (12/22)	N	8	1-3	0-0	0-0	2-1/3	1 0	3	0	0	2
at Texas Tech (12/30)	N	21	2-9	2-6	1-2	0-1/1	2 4	1	0	0	7
at Illinois (1/2)	N	14	2-2	1-1	0-0	0-1/1	4 0	1	0	0	5
Michigan State (1/5)	N	7	0-2	0-1	0-0	0-0/0	1 1	0	0	0	0
Michigan (1/9)	N	5	0-0	0-0	0-0	0-0/0	0 2	1	0	0	0
at Purdue (1/12)	N	5	1-1	1-1	0-0	1-1/2	0 0	1	0	1	3
at Wisconsin (1/16)	N	4	0-0	0-0	0-0	0-0/0	0 0	2	0	0	0
at Michigan (1/19)	N	2	0-1	0-1	0-0	0-0/0	0 0	1	0	0	0
Ohio State (1/26)	N	1	0-0	0-0	0-0	0-0/0	0 0	0	0	0	0

Opponent (Date)	Start	Min.	Fg-Fa	3g-3a	Ftm-Fta	O-D/T	Pf.Asst.	To.	Blk.	Stl.	Pts.
Penn State (1/30)	N	11	2-2	0-0	0-0	1-0/1	1 3	1	0	1	4
Indiana (2/2)			Did not play								
at Iowa (2/9)	N	4	1-1	1-1	0-0	0-0/0	2 1	0	0	0	3
at Northwestern (2/13)	N	3	0-0	0-0	0-0	0-0/0	1 0	0	0	0	0
Wisconsin (2/16)	N	6	1-2	0-0	0-0	0-0/0	0 0	0	0	1	2
at Michigan State (2/21)	N	8	2-3	1-2	1-2	1-0/1	0 0	1	0	0	6
at Penn State (2/23)	N	11	2-4	1-2	0-0	0-0/0	2 1	3	0	1	5

#3 AARON ROBINSON

Guard • Fr • 5-9 • 160 • Rockford, Ill. • Guilford HS

Last Two Games: Played two minutes and recorded a steal at Penn State (2/23) • played two minutes at Michigan State (2/21).

Notable: Played a Big Ten season-high of six minutes and recorded two assists and a steal vs. Wisconsin (2/16) • played three minutes at Northwestern (2/13) recording a rebound and an assist • played five minutes and grabbed two rebounds vs. Penn State (1/30) • tied a career-high with two steals and an assist vs. Nebraska • had a career-high four assists in a career-high 14 minutes vs. Maryland-Eastern Shore • had three points in eight minutes vs. UNC-Wilmington • had two points, two assists and a steal in six minutes vs. UT-Pan American • had five points, two assists and two steals vs. Eastern Washington • played eight minutes and had two assists vs. UNC-Asheville • scored his first point as a Golden Gopher and had three assists and a steal vs. Mercer in 12 minutes • had one board and one assist vs. UMD • had one rebound and two assists vs. the Globetrotters.

SEASON/CAREER HIGHS

Minutes: 14 vs. Maryland-Eastern Shore (12/13/01)
Points: 5 vs. EWU (11/24/01)
Rebounds: 3 vs. Mercer (11/17/01)
Assists: 4 vs. Maryland-Eastern Shore (12/13/01)
Steals: 2 - two times; last vs. Nebraska (12/22/01)
Blocks: 1 vs. Maryland-Eastern Shore (12/13/01)

2001-02 Game-by-Game

Opponent (Date)	Start	Min.	Fg-Fa	3g-3a	Ftm-Fta	O-D/T	Pf.Asst.	To.	Blk.	Stl.	Pts.
Penn State (1/30)	N	5	0-0	0-0	0-0	0-2/2	2 0	1	0	1	0
Indiana (2/2)			Did not play								
at Iowa (2/9)			Did not play								
at Northwestern (2/13)	N	3	0-0	0-0	0-0	0-1/1	0 1	0	0	0	0
Wisconsin (2/16)	N	6	0-1	0-1	0-0	0-1/1	0 2	0	0	1	0
at Michigan State (2/21)	N	2	0-0	0-0	0-0	0-0/0	0 0	0	0	0	0
at Penn State (2/23)	N	2	0-0	0-0	0-0	0-0/0	0 0	1	0	1	0
at Georgia (12/7)	N	5	0-1	0-1	0-2	0-1/1	0 0	3	0	0	0
Oregon (12/10)	N	4	0-0	0-0	0-0	0-0/0	0 0	1	0	0	0
Maryland-ES (12/13)	N	14	0-2	0-1	0-0	1-1/2	3 4	2	1	0	0
Nebraska (12/22)	N	10	0-2	0-2	0-0	0-0/0	0 0	1	0	0	2
at Texas Tech (12/30)	N	6	0-1	0-1	0-0	0-0/0	0 0	1	0	1	0
at Illinois (1/2)	N	4	0-0	0-0	0-1	0-0/0	1 0	1	0	0	0
Michigan State (1/5)			Did not play								
Michigan (1/9)	N	2	0-1	0-1	0-0	0-0/0	1 0	1	0	0	0
at Purdue (1/12)	N	2	0-0	0-0	0-0	0-0/0	0 0	0	0	0	0
at Wisconsin (1/16)	N	3	0-0	0-0	0-0	0-0/0	0 0	1	0	0	0
at Michigan (1/19)			Did not play								
Ohio State (1/26)			Did not play								

Opponent (Date)	Start	Min.	Fg-Fa	3g-3a	Ftm-Fta	O-D/T	Pf.Asst.	To.	Blk.	Stl.	Pts.
Penn State (1/30)	N	5	0-0	0-0	0-0	0-2/2	2 0	1	0	1	0
Indiana (2/2)			Did not play								
at Iowa (2/9)			Did not play								
at Northwestern (2/13)	N	3	0-0	0-0	0-0	0-1/1	0 1	0	0	0	0
Wisconsin (2/16)	N	6	0-1	0-1	0-0	0-1/1	0 2	0	0	1	0
at Michigan State (2/21)	N	2	0-0	0-0	0-0	0-0/0	0 0	0	0	0	0
at Penn State (2/23)	N	2	0-0	0-0	0-0	0-0/0	0 0	1	0	1	0

#15 KERWIN FLEMING

Guard • Sr. • 6-3 • 180 • Chicago, Ill. • Kennedy-King JC/Hillcrest HS

Last Two Games: Had six points, two assists and two steals at Penn State (2/23) • scored 13 points at Michigan State (2/21).

Notable: Had six points and tied a season-high with four assists vs. Wisconsin (2/16) • scored nine points, was 7-of-8 from the line, and had two steals at Iowa (2/9) • had 12 points, two assists and two steals in a season-high 31 minutes vs. Indiana (2/2) • had nine points and a season-high three assists in his first start since game two vs. Ohio State (1/26) • had nine points and two assists before fouling out at Wisconsin (1/16) • scored seven points, dished out two assists and hit a clutch three-pointer with under 1:00 left in 22 minutes vs. Michigan (1/9) • had six points, three rebounds, an assist and a steal in a season-high 28 minutes vs. Michigan State (1/5) • returned to the lineup at Illinois (1/2) and scored four points • sat out the Texas Tech game due to back spasms • had eight points and was 2-of-3 from beyond the arc in 20 minutes vs. Nebraska • scored eight points in 15 minutes vs. Maryland-Eastern Shore • had a season-high 14 points vs. Oregon in 23 minutes • scored five points and grabbed four rebounds at Georgia • had four points, five rebounds and two steals vs. UNC-Wilmington • had seven points and six rebounds vs. UT-Pan American • had a season-high nine points on 4-of-6 shooting and two assists at Wake Forest • had seven points, two assists, one block and one steal vs. Eastern Washington • scored six points vs. UNC-Asheville • scored five points vs. Mercer • last season, he finished 14th in Big Ten games with a .378 three-point field goal percentage • played in all 31 games, started one • scored 14 points in NIT win over Villanova (3/14/01) • scored a career-high 31 points in Big Ten Tournament vs. Purdue, just two points shy of the Big Ten Tournament single-game scoring record.

Milestones: Scored his 300th career point vs. Michigan State (1/5) • has scored in double figures in 10 games during his career.

CAREER HIGHS

Minutes: 35 vs. Purdue (3/8/01)
Points: 31 vs. Purdue (3/8/01)
Rebounds: 9 vs. Michigan (2/17/01)
Assists: 3 - two times; last vs. Michigan St. (2/10/01)
Steals: 2 - four times; last vs. UNCW (12/4/01)
Blocks: 1 - three times; last vs. EWU (11/24/01)

SEASON HIGHS

Minutes: 31 vs. Indiana (2/2/02)
Points: 14 vs. Oregon (12/10/01)
Rebounds: 6 vs. UT-Pan American (12/1/01)
Assists: 4 - two times; last vs. Wisconsin (2/16/02)
Steals: 2 - three times; last at Iowa (2/9/02)
Blocks: 1 vs. EWU (11/24/01)

2001-02 Game-by-Game

Opponent (Date)	Start	Min.	Fg-Fa	3g-3a	Ftm-Fta	O-D/T	Pf. Asst.	To.	Blk.	Stl.	Pts.	
Mercer (11/17)	Y	23	2-8	1-4	0-0	0-1/1	3	1	0	0	1	5
UNC-Asheville (11/21)	Y	18	3-8	0-2	0-0	0-0/0	2	1	0	0	0	6
E. Washington (11/24)	N	17	2-6	0-2	3-4	1-1/2	3	2	2	1	1	7
at Wake Forest (11/27)	N	14	4-6	1-2	0-0	0-1/1	4	2	1	0	0	9
UT-Pan American (12/1)	N	18	1-3	1-1	4-4	1-5/6	2	1	4	0	0	7
UNC-Wilmington (12/4)	N	19	2-4	0-1	0-0	2-3/5	2	1	2	0	2	4
at Georgia (12/7)	N	26	2-13	0-4	1-2	1-3/4	3	1	1	0	0	5
Oregon (12/10)	N	24	3-11	3-6	5-6	0-3/3	1	2	2	0	1	14
Maryland-ES (12/13)	N	15	2-5	1-3	3-3	0-0/0	1	1	1	0	0	8
Nebraska (12/22)	N	20	3-5	2-3	0-1	1-1/2	3	1	1	0	1	8
at Texas Tech (12/30)	Did not play - injured											
at Illinois (1/2)	N	19	2-3	0-1	0-1	0-0/0	1	1	1	0	0	4
Michigan State (1/5)	N	28	1-6	1-3	3-4	0-3/3	1	1	1	0	1	6
Michigan (1/9)	N	22	2-5	1-3	2-4	0-1/1	2	2	2	0	1	7
at Purdue (1/12)	N	25	2-5	1-2	2-4	0-1/1	5	1	4	0	1	7
at Wisconsin (1/16)	N	22	3-7	2-3	1-2	1-2/3	5	2	3	0	0	9
at Michigan (1/19)	N	23	0-1	0-0	3-6	2-2/4	1	1	1	0	0	3
Ohio State (1/26)	Y	28	4-9	1-2	0-0	0-2/2	1	3	1	0	1	9
Penn State (1/30)	Y	20	2-2	1-1	0-0	0-4/4	2	0	1	0	0	5
Indiana (2/2)	Y	31	3-9	1-5	5-8	0-1/1	1	2	1	0	2	12
at Iowa (2/9)	Y	27	1-5	0-3	7-8	0-3/3	4	0	2	0	2	9
at Northwestern (2/13)	Y	27	2-6	1-4	1-2	0-1/1	1	4	6	0	1	6
Wisconsin (2/16)	Y	14	2-5	2-3	0-0	0-3/3	2	4	1	0	0	6
at Michigan State (2/21)	Y	26	3-7	1-3	6-9	1-1/2	5	1	3	0	1	13
at Penn State (2/23)	Y	30	2-5	1-2	1-2	0-3/3	4	2	5	0	2	6

2000-01 Game-by-Game

Opponent (Date)	Start	Min.	Fg-Fa	3g-3a	Ftm-Fta	O-D/T	Pf. Asst.	To.	Blk.	Stl.	Pts.		
UNCG (11/17)	N	10	1-3	1-2	0-0	0-0/0	0	0	0	0	1	3	
Georgia (11/19)	N	7	1-3	0-1	0-0	0-2/2	0	1	1	0	0	2	
vs. Hawaii Pac (11/24)	N	11	0-3	0-1	0-0	0-0/0	1	1	0	0	0	0	
vs. TCU (11/25)	N	11	1-2	1-2	2-2	0-1/1	2	1	1	0	0	5	
vs. Georgetown (11/26)	N	10	0-3	0-1	1-2	0-0/0	1	1	0	0	0	1	
at Florida State (11/29)	N	9	1-2	0-0	2-5	0-1/1	0	0	0	0	0	4	
Morris Brown (12/4)	Y	22	1-6	1-3	0-0	0-1/1	1	1	2	0	2	3	
at Marquette (12/7)	N	6	0-2	0-2	0-0	0-0/0	2	0	0	0	0	0	
Bethune Cook (12/9)	N	18	3-5	1-3	2-2	0-2/2	2	1	0	1	0	9	
La Tech (12/12)	N	16	3-8	0-1	2-2	0-1/1	0	0	0	0	0	8	
Dartmouth (12/22)	N	12	2-4	1-2	0-0	0-1/1	1	3	3	0	0	5	
Nebraska (12/28)	N	13	1-3	1-2	0-0	1-0/1	0	0	1	0	0	3	
Centenary (12/30)	N	15	0-2	0-1	1-2	0-2/2	1	2	1	0	0	1	
at Illinois (1/3)	N	13	1-3	1-2	9-11	1-0/1	2	2	1	0	0	12	
Wisconsin (1/6)	N	14	1-4	1-3	0-0	0-2/2	0	1	0	1	0	3	
at Ohio State (1/13)	N	6	0-2	0-2	1-2	1-0/1	4	0	1	0	0	1	
Purdue (1/17)	N	6	3-5	1-3	0-0	0-1/1	0	0	0	0	1	7	
Indiana (1/20)	N	27	6-11	1-4	2-3	0-1/1	3	2	1	0	2	15	
Iowa (1/24)	N	18	3-6	3-5	0-3	1-1/2	5	2	0	0	0	9	
at Purdue (1/27)	N	18	2-6	0-3	1-2	1-1/2	3	0	3	0	0	5	
at Iowa (1/31)	N	7	0-3	0-2	0-0	0-0/0	0	0	1	0	0	0	
Ohio State (2/3)	N	19	4-8	3-4	2-2	0-1/1	3	1	1	0	2	13	
at Northwestern (2/6)	N	21	1-3	1-2	1-2	0-2/2	3	1	2	0	0	4	
Michigan State (2/10)	N	28	2-6	2-4	2-2	0-0/0	4	3	4	0	1	8	
Penn State (2/14)	N	23	3-10	1-1	1-2	1-2/3	2	1	3	1	0	8	
at Michigan (2/17)	N	28	3-6	0-0	7-10	2-7/9	2	2	1	0	1	13	
at Wisconsin (2/21)	N	13	0-3	0-2	0-0	0-0/0	3	0	1	0	0	0	
at Indiana (2/28)	N	26	3-11	3-5	8-10	1-3/4	3	2	1	0	0	17	
Illinois (3/4)	N	16	1-7	0-3	4-4	0-2/2	2	1	2	0	1	6	
Purdue (3/8)	N	35	8-15	5-10	10-15	0-0/0	4	1	3	0	1	31	
Villanova (3/14)	N	23	4-10	4-9	2-3	0-1/1	1	2	1	0	0	14	
Tulsa (3/19)	N	20	2-11	1-4	2-3	1-2/3	1	1	0	0	1	7	
Totals		1/32	522	61-176	33-89	62-89	10-38/48	56	33	35	3	13	217

#11 MAURICE HARGROW

Guard • Fr. • 6-4 • 175 • St. Paul, Minn. • Highland Park HS

Last Two Games: Did not score in nine minutes at Penn State (2/23) • had two points, two assists and a steal at Michigan State (2/21).

Notable: Had six points, two rebounds, two assists and a steal in a career-high 18 minutes vs. Wisconsin (2/16) • scored nine points, was 4-of-4 from the field, in 12 minutes vs. Indiana (2/2) • had six points and two boards in 13 minutes vs. Penn State (1/30) • scored six points in 14 minutes vs. Ohio State (1/26) • had five points and three rebounds at Michigan (1/19) in 12 minutes • sparked the team off the bench with six points in 10 minutes vs. Michigan (1/9) • scored two points at Texas Tech in a career-high 15 minutes • returned to the lineup vs. Nebraska scoring two points and adding two assists in five minutes • did not play for the second consecutive game because of a broken nose vs. Maryland-Eastern Shore • did not play-injured vs. Oregon • scored seven points in 14 minutes at Georgia before breaking his nose • scored five points in 13 minutes vs. UNC-Wilmington • played seven minutes and scored four points vs. UT-Pan American • had two points and three rebounds vs. Eastern Washington in 11 minutes • scored 11 points in 11 minutes on 5-of-6 shooting against UNC-Asheville • scored seven points in 10 minutes vs. Mercer • was 1-of-2 from the field and 4-of-6 from the line.

SEASON/CAREER HIGHS

Minutes: 18 vs. Wisconsin (2/16/02)

Points: 11 vs. UNC-Asheville (11/21/01)

Rebounds: 3 - three times; last at Georgia (12/7/01)

Assists: 2 - three times; last vs. Wisconsin (2/16/02)

Steals: 1 - four times; last at Michigan St. (2/21/02)

Blocks: 1 at Georgia (12/7/01)

2001-02 Game-by-Game

Opponent (Date)	Start	Min.	Fg-Fa	3g-3a	Ftm-Fta	O-D/T	Pf.	Asst.	To.	Blk.	Stl.	Pts.
Mercer (11/17)	N	10	1-2	1-1	4-6	0-1/1	0	0	0	0	0	7
UNC-Asheville (11/21)	N	11	5-6	1-1	0-0	0-2/2	0	1	1	0	1	11
E. Washington (11/24)	N	11	1-2	0-0	0-0	1-2/3	1	0	1	0	0	2
at Wake Forest (11/27)	N	4	0-0	0-0	0-0	0-0/0	0	0	0	0	0	0
UT-Pan American (12/1)	N	7	1-4	0-1	2-2	1-2/3	0	0	0	0	0	4
UNC-Wilmington (12/4)	N	13	2-5	1-1	0-0	0-1/1	1	1	0	0	0	5
at Georgia (12/7)	N	14	3-7	1-2	0-0	1-2/3	0	0	1	1	1	7
Oregon (12/10)			Did not play - injured									
Maryland-ES (12/13)			Did not play - injured									
Nebraska (12/22)	N	5	1-2	0-0	0-0	0-0/0	1	2	1	0	0	2
at Texas Tech (12/30)	N	15	1-5	0-4	0-0	0-2/2	1	1	2	0	0	2
at Illinois (1/2)	N	5	0-2	0-1	0-0	0-0/0	0	0	0	0	0	0
Michigan State (1/5)			Did not play									
Michigan (1/9)	N	10	2-2	0-0	2-4	0-1/1	1	0	1	0	0	6
at Purdue (1/12)	N	7	1-2	0-0	0-0	0-0/0	0	1	1	0	0	2
at Wisconsin (1/16)	N	4	1-1	0-0	1-2	1-0/1	0	0	0	0	0	3
at Michigan (1/19)	N	12	1-1	1-1	2-2	0-3/3	1	0	0	0	0	5
Ohio State (1/26)	N	14	2-3	0-0	2-2	0-1/1	1	0	2	0	0	6
Penn State (1/30)	N	13	2-5	0-0	2-2	1-1/2	0	1	0	0	0	6
Indiana (2/2)	N	12	4-4	0-0	1-2	0-0/0	2	0	0	0	0	9
at Iowa (2/9)	N	7	0-0	0-0	1-2	0-1/1	0	2	3	0	0	1
at Northwestern (2/13)	N	7	0-1	0-0	0-0	2-0/2	1	0	0	0	0	0
Wisconsin (2/16)	N	18	2-4	0-1	2-2	1-1/2	2	2	1	0	1	6
at Michigan State (2/21)	N	13	1-4	0-2	0-0	0-0/0	0	2	2	0	1	0
at Penn State (2/23)	N	9	0-3	0-0	0-0	0-1/1	3	0	0	0	0	0

#40 JERRY HOLMAN

F/C • Jr. • 6-10 • 218 • St. Paul, Minn. • Mpls. Community & Tech Coll./Humboldt HS

Last Two Games: Had seven points, six rebounds and two blocks at Penn State (2/23) • had six points and two assists in 15 minutes at Michigan State (2/21) •

Notable: Led team and tied a career-high with 17 points, on 7-of-10 shooting, vs. Wisconsin (2/16) • had six points, a career-high four assists and three blocks in a career-high 32 minutes at Northwestern (2/13) • scored 14 points, tied a career-high with eight rebounds, and blocked three shots vs. Penn State (1/30) • started his second career game and responded with 12 points, four rebounds, three blocks and two assists vs. Ohio State (1/26) • scored 12 points, dished out a career-high three assists and blocked three shots in a career-high 30 minutes vs. Michigan (1/9) • had 16 points, on 6-of-7 shooting, three boards, a block and a steal in 23 minutes vs. Michigan State (1/5) • scored 10 points in his first Big Ten game at Illinois (1/2) • had his first career start at Texas Tech, scored two points and grabbed two rebounds while battling foul trouble • had 15 points and a career-high eight rebounds vs. Maryland-Eastern Shore and tied a career-high 26 minutes • had four points, a block and two steals in 18 minutes vs. Oregon • scored seven points and blocked two shots at Georgia • had four points, four rebounds and a career-high four blocks vs. UNC-Wilmington • had eight points, two blocks and a steal vs. UT-Pan American • grabbed a season-high seven rebounds to go along with four points, a block and two steals at Wake Forest • had 14 points on 6-of-9 shooting, three rebounds, a block and two steals in 20 minutes vs. Eastern Washington • had 14 points, on 7-of-10 shooting, six rebounds, one assist, one block and two steals in 21 minutes vs. UNC-Asheville • scored 17 points in 18 minutes against Mercer • broke open the game in a 33 second stretch with six points, including two dunks, and a steal • was 6-of-8 from the field, 5-of-6 from the line, added six boards and a steal.

SEASON/CAREER HIGHS

Minutes: 32 at Northwestern (2/13/02)

Points: 17 - two times; last vs. Wisconsin (2/16/02)

Rebounds: 8 - two times; last vs. Penn State (1/30/02)

Assists: 4 at Northwestern (2/13/02)

Steals: 2 - four times; last vs. Oregon (12/10/01)

Blocks: 4 vs. UNC-Wilmington (12/4/01)

2001-02 Game-by-Game

Opponent (Date)	Start	Min.	Fg-Fa	3g-3a	Ftm-Fta	O-D/T	Pf.Asst.	To.	Blk.	Stl.	Pts.
Mercer (11/17)	N	18	6-8	0-0	5-6	4-2/6	2 1	2 0	1 1	17	
UNC-Asheville (11/21)	N	21	7-10	0-0	0-0	1-5/6	3 1	3 1	2 1	14	
E. Washington (11/24)	N	20	6-9	0-0	2-4	1-2/3	4 0	3 1	2 1	14	
at Wake Forest (11/27)	N	26	2-4	0-0	0-0	2-5/7	3 1	0 1	2 4	4	
UT-Pan American (12/1)	N	21	4-9	0-0	0-0	0-1/1	3 1	0 2	1 8	8	
UNC-Wilmington (12/4)	N	18	2-5	0-0	0-1	1-3/4	1 0	3 4	0 4	4	
at Georgia (12/7)	N	23	1-8	0-0	5-6	2-2/4	2 1	3 2	0 7	7	
Oregon (12/10)	N	18	2-4	0-0	0-0	2-1/3	1 1	2 1	2 4	4	
Maryland-ES (12/13)	N	26	5-8	0-0	5-7	6-2/8	1 2	1 2	0 15	15	
Nebraska (12/22)	N	14	2-3	0-0	1-2	1-2/3	3 1	1 0	0 5	5	
at Texas Tech (12/30)	Y	16	1-8	0-0	0-0	1-1/2	5 0	2 0	0 2	2	
at Illinois (1/2)	N	23	5-8	0-0	0-0	1-1/2	4 1	1 0	0 10	10	
Michigan State (1/5)	N	23	6-7	0-0	4-5	1-2/3	2 0	0 1	1 16	16	
Michigan (1/9)	N	30	6-9	0-0	0-0	2-1/3	1 3	2 3	0 12	12	
at Purdue (1/12)	N	19	1-3	0-0	0-0	0-1/1	1 1	1 1	0 2	2	
at Wisconsin (1/16)	N	17	2-3	0-0	0-1	0-3/3	2 0	3 0	0 4	4	
at Michigan (1/19)	N	12	3-6	0-0	0-0	2-1/3	4 0	0 0	1 6	6	
Ohio State (1/26)	Y	28	5-9	0-0	2-2	0-4/4	3 2	1 3	0 12	12	
Penn State (1/30)	Y	25	6-11	0-0	2-2	2-6/8	4 2	2 3	0 14	14	
Indiana (2/2)	Y	21	4-5	0-0	0-0	0-3/3	2 1	1 1	1 8	8	
at Iowa (2/9)	Y	24	3-6	0-0	2-5	0-2/2	4 0	2 0	2 9	9	
at Northwestern (2/13)	Y	32	3-5	0-0	0-2	0-3/3	3 4	0 3	0 6	6	
Wisconsin (2/16)	Y	27	7-10	0-0	3-6	0-3/3	3 0	2 2	0 17	17	
at Michigan State (2/21)	Y	15	3-4	0-0	0-1	0-1/1	3 2	0 0	0 6	6	
at Penn State (2/23)	Y	18	3-9	0-0	1-4	1-5/6	3 1	1 2	0 7	7	

#1/4 RICK RICKERT

Forward • Fr. • 6-10 • 202 • Duluth, Minn. • Duluth East HS

Last Two Games: Had 14 points and four rebounds at Penn State (2/23) • scored five points at Michigan State (2/21).

Notable: Had 12 points, five rebounds and a career-high five assists vs. Wisconsin (2/16) • recorded his second double-double of the year with 17 points and 10 rebounds to go along with two assists, three blocks and two steals in a career-high 38 minutes at Northwestern (2/13) • scored 23 points on 7-of-10 shooting, was 8-of-9 from the free-throw line and blocked two shots at Iowa (2/9) • was Big Ten Player of the Week for Feb. 4 • scored 27 points, on 9-of-18 shooting and grabbed six rebounds in 32 minutes vs. Indiana (2/2) • had 26 points in 26 minutes on 9-of-12 shooting, 3-of-5 from beyond the arc vs. Penn State (1/30) • scored 19 points on 5-of-8 shooting, 3-of-4 from beyond the arc vs. Ohio State (1/26) • scored 15 points, grabbed three boards, had two assists and a block at Michigan (1/19) • scored 13 points and grabbed seven boards at Wisconsin (1/16) • had 24 points, on 8-of-12 shooting, seven boards and two steals at Purdue (1/12) • had 15 points on 6-of-8 shooting, four rebounds, two assists and three blocks vs. Michigan State (1/5) • scored 14 points, grabbed three boards and two steals vs. Nebraska • had five points and four rebounds vs. Maryland-Eastern Shore • scored a career-high 28 points and grabbed nine rebounds vs. Oregon in a career-high 36 minutes • 28 points was the most by a Golden Gopher freshman since Randy Carter had 29 against Northwestern on Jan. 26, 1991 • battled foul trouble against Georgia and scored seven points and grabbed seven rebounds • led the team with 13 points vs. UNC-Wilmington • also had four blocks and six rebounds • had eight points, five rebounds and four assists vs. UT-Pan American • had nine points, five rebounds, two assists and two steals in a season-high 32 minutes at Wake Forest • recorded team's first double-double of the season with 14 points and 10 rebounds vs. Eastern Washington • also had five blocks in the game, most by a Golden Gopher since Joel Pryzbilla had six on Feb. 5, 2000 • had 15 points, four rebounds, three assists and a block vs. UNC-Asheville • was 4-of-7 from the field, 3-of-6 from beyond the arc • had 17 points on 7-of-10 shooting in debut vs. Mercer • was 3-of-4 from three-point range • had six rebounds and four blocks.

Milestones: Rickert is the first Minnesota player to have three straight 20-point games since Quincy Lewis had 10 straight in 1999-2000.

SEASON/CAREER HIGHS

Minutes: 38 at Northwestern (2/13/02)

Points: 28 vs. Oregon (12/10/01)

Rebounds: 10 - two times; last at Northwestern (2/13/02)

Assists: 5 vs. Wisconsin (2/16/02)

Steals: 2 - three times; last at Northwestern (2/13/02)

Blocks: 5 vs. EWU (11/24/01)

2001-02 Game-by-Game

Opponent (Date)	Start	Min.	Fg-Fa	3g-3a	Ftm-Fta	O-D/T	Pf.Asst.	To.	Blk.	Stl.	Pts.
Mercer (11/17)	Y	23	7-10	3-4	0-0	3-3/6	3 1	0	4	0	17
UNC-Asheville (11/21)	Y	30	4-7	3-6	4-4	2-2/4	2 3	0	1	1	15
E. Washington (11/24)	Y	27	4-5	1-1	5-8	2-8/10	2 2	2	5	1	14
at Wake Forest (11/27)	Y	32	4-9	1-3	0-0	2-3/5	2 2	1	0	2	9
UT-Pan American (12/1)	Y	28	4-15	0-4	0-0	1-4/5	1 4	1	0	2	8
UNC-Wilmington (12/4)	Y	32	6-12	1-6	0-0	2-4/6	2 1	3	4	0	13
at Georgia (12/7)	Y	21	3-6	1-4	0-0	3-4/7	4 0	2	0	1	7
Oregon (12/10)	Y	36	11-17	2-4	4-7	3-6/9	3 0	1	0	0	28
Maryland-ES (12/13)	Y	22	1-6	0-1	3-3	1-3/4	1 1	1	1	1	5
Nebraska (12/22)	Y	29	6-12	1-6	1-3	1-2/3	4 0	2	0	2	14
at Texas Tech (12/30)	Y	17	1-4	0-2	0-0	0-4/4	5 0	0	0	0	2
at Illinois (1/2)	Y	20	2-6	1-3	0-1	1-0/1	4 1	4	1	1	6
Michigan State (1/5)	Y	33	6-8	1-1	2-2	1-3/4	2 2	1	3	0	15
Michigan (1/9)	Y	16	3-3	1-1	0-1	0-3/3	5 0	2	1	1	7
at Purdue (1/12)	Y	35	8-12	2-4	6-6	2-5/7	3 1	4	0	2	24
at Wisconsin (1/16)	Y	24	6-14	0-5	1-3	2-5/7	3 0	1	1	0	13
at Michigan (1/19)	Y	27	4-8	1-1	6-8	0-3/3	3 2	1	1	0	15
Ohio State (1/26)	Y	30	5-8	3-4	6-6	1-3/4	3 1	3	1	0	19
Penn State (1/30)	Y	26	9-12	3-5	5-8	1-4/5	2 2	2	0	1	26
Indiana (2/2)	Y	32	9-18	2-4	7-10	3-3/6	4 1	2	1	0	27
at Iowa (2/9)	Y	31	7-10	1-4	8-9	1-4/5	3 2	4	2	1	23
at Northwestern (2/13)	Y	38	5-11	2-6	5-6	3-7/10	2 2	3	3	2	17
Wisconsin (2/16)	Y	30	5-15	1-6	1-2	1-4/5	3 5	2	0	0	12
at Michigan State (2/21)	Y	29	2-6	0-2	1-3	0-2/2	1 1	1	0	1	5
at Penn State (2/23)	Y	28	5-11	0-3	4-6	2-2/4	4 0	3	0	0	14

#45 DUSTY RYCHART

Forward • 6-7 • 220 • Grand Rapids, Minn. • Grand Rapids HS

Last Two Games: Scored six points before fouling out at Penn State (2/23) • had 13 points and six rebounds at Michigan State (2/21).

Notable: One of three team captains • scored 16 points on 7-of-10 shooting and six rebounds at Northwestern (2/13) • recorded his fifth double-double of the season with 15 points and 13 rebounds at Iowa (2/9), and also had four assists • scored in double figures for the seventh straight game with 14 points and grabbed six boards vs. Indiana (2/2) • had 14 points and nine rebounds at Michigan (1/19) • recorded his fourth double-double of the season and 18th of his career with 17 points and 10 rebounds at Wisconsin (1/16) • scored 19 points and grabbed seven boards vs. Michigan (1/9) • had seven points, three assists and tied a career-high with three steals at Illinois (1/2) • scored his 1000th-career point at Texas Tech • led team with 20 points and also grabbed eight rebounds • led team with 18 points and nine rebounds, also had four assists in 35 minutes vs. Nebraska • recorded his third double-double of the season and 17th of his career with 17 points and 10 rebounds vs. Maryland-Eastern Shore • scored 10 points and grabbed five rebounds vs. Oregon • recorded his second double-double of the season and 16th of career with 10 points and 11 rebounds at Georgia • had 10 points and four rebounds vs. UNC-Wilmington • hit a career-high three three-pointers • scored 18 points and grabbed six boards vs. UT-Pan American in 23 minutes • named co-Big Ten Player of the Week (Dec. 3) after averaging 20.0 points and 9.5 rebounds while shooting 59.3 percent from the floor against Wake Forest and UT-Pan American • recorded his first double-double of the season and the 15th of his career at Wake Forest with 22 points and 13 rebounds (8 offensive) • had six points and four assists vs. Eastern Washington • scored nine points and grabbed seven rebounds vs. UNC-Asheville • had 10 points, nine rebounds and two assists vs. Mercer • started career as a walk-on, before earning a scholarship after his second season.

Milestones: Is 19th on the career points chart with 1,189 points • 6th on career free throw percentage charts at .775 (241-311) • sixth on career field goal percentage list at .515 (461-895) • has scored in double figures in 67 career games • has recorded double-figure rebounds in 22 career games • made 50th straight start vs. Indiana (2/2) • played in 100th career game against Indiana (2/2) • has started 84 of the last 85 games.

CAREER HIGHS

Minutes: 40 - three times; last at Wisconsin (2/21/01)

Points: 34 at Hawaii Pacific (11/24/00)

Rebounds: 18 at Seton Hall (2/23/00)

Assists: 5 - three times; last vs. Penn State (1/30/02)

Steals: 3 - eight times; last at Illinois (1/2/01)

Blocks: 3 vs. Tulsa (3/19/01)

SEASON HIGHS

Minutes: 38 - two times; last at Iowa (2/9/02)

Points: 22 at Wake Forest (11/27/01)

Rebounds: 13 - two times; last at Iowa (2/9/02)

Assists: 5 vs. Penn State (1/30/02)

Steals: 3 at Illinois (1/2/01)

Blocks: 1 - three times; last vs. Penn State (1/30/02)

2001-02 Game-by-Game

Opponent (Date)	Start	Min.	Fg-Fa	3g-3a	Ftm-Fta	O-D/T	Pf.Asst.	To.	Blk.	Stl.	Pts.
Mercer (11/17)	Y	24	4-10	0-2	2-2	4-5/9	2 2	0	0	1	10
UNC-Asheville (11/21)	Y	24	4-8	0-1	1-2	4-3/7	1 2	4	1	1	9
E. Washington (11/24)	Y	23	2-2	1-1	1-2	1-1/2	3 4	3	0	0	6
at Wake Forest (11/27)	Y	35	8-15	1-1	5-6	8-5/13	4 0	3	0	1	22
UT-Pan American (12/1)	Y	23	8-12	1-2	1-3	2-4/6	4 1	3	0	1	18
UNC-Wilmington (12/4)	Y	32	3-7	3-5	1-2	1-3/4	2 2	1	1	0	10
at Georgia (12/7)	Y	23	2-7	0-0	6-8	4-7/11	3 0	3	0	1	10
Oregon (12/10)	Y	26	3-6	0-0	4-4	2-3/5	3 2	0	0	0	10
Maryland-ES (12/13)	Y	23	8-10	1-3	0-0	0-10/10	1 2	2	0	1	17
Nebraska (12/22)	Y	35	7-17	0-2	4-5	4-5/9	1 4	1	0	0	18
at Texas Tech (12/30)	Y	34	7-15	0-0	6-7	6-2/8	2 3	1	0	2	20
at Illinois (1/2)	Y	31	3-12	0-2	1-1	4-1/5	1 3	2	1	3	7
Michigan State (1/5)	Y	23	3-7	0-0	3-4	1-4/5	4 2	3	0	0	9
Michigan (1/9)	Y	37	9-12	0-1	1-1	3-4/7	3 1	5	0	0	19
at Purdue (1/12)	Y	29	7-8	0-0	0-0	1-4/5	2 2	4	0	1	14
at Wisconsin (1/16)	Y	38	7-14	0-3	3-4	4-6/10	3 2	2	0	0	17
at Michigan (1/19)	Y	35	6-15	0-3	2-2	4-5/9	2 1	4	0	1	14
Ohio State (1/26)	Y	27	4-5	1-1	1-2	2-3/5	3 1	2	1	0	10
Penn State (1/30)	Y	25	5-8	0-0	4-6	2-1/3	3 5	2	1	2	14
Indiana (2/2)	Y	35	6-10	0-2	2-2	2-4/6	2 3	3	1	2	14
at Iowa (2/9)	Y	38	5-8	1-1	4-6	7-6/13	5 4	4	0	0	15
at Northwestern (2/13)	Y	32	7-10	2-2	0-0	2-4/6	3 1	5	0	0	16
Wisconsin (2/16)	Y	30	4-6	0-1	0-0	2-6/8	2 4	2	0	0	8
at Michigan State (2/21)	Y	30	6-9	0-0	1-1	2-4/6	1 2	2	0	1	13
at Penn State (2/23)	Y	21	2-5	0-0	2-2	0-1/1	5 2	2	0	1	6

#45 DUSTY RYCHART

Forward • 6-7 • 220 • Grand Rapids, Minn. • Grand Rapids HS

2000-01 Game-by-Game

Opponent (Date)	Start	Min.	Fg-Fa	3g-3a	Ftm-Fta	O-D/T	Pf.Asst.	To. Blk.	Stl.	Pts.		
Did Not Play												
UNCG (11/17)												
Georgia (11/19)	N	20	2-5	1-1	2-4	1-1/2	2 0	3 0	2 7			
vs. Hawaii Pac (11/24)	Y	29	12-15	1-1	9-9	6-3/9	1 1	2 0	1 34			
vs. TCU (11/25)	Y	31	11-16	0-2	10-13	4-6/10	3 4	3 0	0 32			
vs. Georgetown (11/26)	Y	37	2-11	0-4	2-2	2-9/11	1 1	3 0	0 6			
at Florida State (11/29)	Y	35	2-7	0-2	4-5	4-5/9	1 4	2 0	1 8			
Morris Brown (12/4)	Y	33	5-12	0-0	7-7	4-4/8	0 1	2 0	2 17			
at Marquette (12/7)	Y	40	7-14	0-1	1-1	4-3/7	1 0	1 0	1 15			
Bethune Cook (12/9)	Y	22	7-11	0-0	3-3	1-5/6	2 0	2 0	1 17			
La Tech (12/12)	Y	31	6-9	0-0	3-4	4-5/9	2 0	1 0	0 15			
Dartmouth (12/22)	Y	27	5-8	0-1	3-3	3-7/10	1 4	0 0	1 13			
Nebraska (12/28)	Y	40	6-8	0-0	0-0	4-3/7	1 1	1 1	2 12			
Centenary (12/30)	Y	25	4-6	0-0	5-5	3-4/7	4 2	1 2	1 13			
at Illinois (1/3)	Y	32	9-14	1-2	2-2	1-4/5	2 1	3 1	1 21			
Wisconsin (1/6)	Y	33	4-7	0-0	1-2	2-2/4	2 1	3 0	0 9			
at Ohio State (1/13)	Y	25	2-10	0-3	1-2	4-2/6	3 2	4 0	0 5			
Purdue (1/17)	Y	33	8-14	1-1	6-9	2-3/5	2 5	1 1	2 23			
Indiana (1/20)	Y	36	7-14	0-0	7-9	4-12/16	2 0	0 1	1 21			
Iowa (1/24)	Y	34	5-10	0-2	3-4	5-4/9	5 2	0 1	0 13			
at Purdue (1/27)	Y	33	4-10	1-1	4-4	3-2/5	3 0	4 0	1 13			
at Iowa (1/31)	Y	26	4-8	0-0	0-0	5-2/7	4 2	1 0	1 8			
Ohio State (2/3)	Y	36	8-13	2-2	3-5	3-9/12	3 0	2 0	3 21			
at Northwestern (2/6)	Y	35	6-8	0-0	2-3	1-6/7	3 3	1 1	1 14			
Michigan State (2/10)	Y	36	4-10	1-2	1-1	1-1/2	5 0	1 0	1 10			
Penn State (2/14)	Y	31	9-13	0-0	4-4	2-4/6	3 0	2 0	1 22			
at Michigan (2/17)	Y	32	4-14	0-3	4-5	3-2/5	3 5	3 0	2 12			
at Wisconsin (2/21)	Y	40	3-11	1-2	2-2	4-8/12	4 1	3 0	1 9			
at Indiana (2/28)	Y	30	5-13	0-1	0-0	2-5/7	5 0	3 1	2 10			
Illinois (3/4)	Y	34	4-12	0-1	2-2	3-6/9	4 1	3 0	0 10			
Purdue (3/8)	Y	34	5-10	0-1	1-2	3-8/11	5 2	1 0	1 11			
Villanova (3/14)	Y	36	2-3	0-0	6-7	1-8/9	2 3	0 1	0 10			
Tulsa (3/19)	Y	37	8-21	1-1	6-6	8-7/15	5 0	4 3	4 23			
Totals	30-31	1003	170-337	10-34	104-125	97-150/247	84	46	56	14	33	454

1998-99 Game-by-Game

Opponent (Date)	Start	Min.	Fg-Fa	3g-3a	Ftm-Fta	O-D/T	Pf.Asst.	To. Blk.	Stl.	Pts.		
Appalachian St. (11/21)	N	17	5-10	0-0	1-2	1-3/4	2 2	3 0	1 11			
Seton Hall (11/24)	N	7	0-0	0-0	2-2	1-1/2	0 0	1 0	2 2			
Winthrop (11/28)	Y	12	0-2	0-0	1-2	0-1/1	1 1	1 0	0 1			
Oregon State (11/30)	N	4	1-3	0-0	0-0	0-0/0	0 0	0 0	0 0			
at Fresno State (12/4)	N	1	0-1	0-1	0-0	1-0/1	1 0	0 0	0 0			
East. Michigan (12/12)	N	5	0-0	0-0	2-2	0-1/1	0 0	0 1	0 2			
at Nebraska (12/19)	N	2	0-0	0-0	0-0	0-1/1	0 0	0 0	0 0			
Sacramento St. (12/29)	N	5	2-3	0-0	0-0	0-1/1	2 1	1 0	0 4			
Penn State (1/9)	N	6	0-2	0-0	0-0	0-1/1	2 0	0 0	0 0			
at Michigan St. (1/13)	N	1	0-0	0-0	0-0	0-0/0	0 0	0 0	0 0			
Iowa (1/16)	N	3	0-0	0-0	0-0	1-0/1	0 0	0 0	0 0			
at Ohio State (1/23)	N	2	0-1	0-0	0-0	0-1/1	0 0	0 0	0 0			
Illinois (2/3)	N	4	0-1	0-0	0-0	0-0/0	2 0	0 0	0 0			
at Iowa (2/10)	N	21	1-5	0-0	2-5	4-2/6	3 2	1 0	3 4			
Michigan State (2/13)	N	17	4-5	0-0	2-2	3-3/6	3 1	2 0	0 10			
at Penn State (2/17)	N	11	3-5	0-0	5-5	1-0/1	1 0	1 0	0 11			
at Purdue (2/23)	N	13	2-4	0-0	1-2	3-4/7	4 0	4 0	0 5			
Purdue (2/25)	N	11	1-3	0-0	0-0	2-1/3	1 2	0 0	2 2			
at Northwestern (2/27)	N	10	0-0	0-0	0-0	1-1/2	3 1	2 0	1 0			
vs. Illinois (3/4)	N	7	0-0	0-0	3-4	1-2/3	1 0	0 0	0 3			
vs. Gonzaga (3/11)	Y	35	10-18	0-1	3-4	8-9/17	3 0	0 0	2 23			
Totals	2/21	194	29-63	0-2	22-30	27-35/59	27	10	19	1	11	80

1999-2000 Game-by-Game

Opponent (Date)	Start	Min.	Fg-Fa	3g-3a	Ftm-Fta	O-D/T	Pf.Asst.	To. Blk.	Stl.	Pts.		
UT-Arlington (11/20)	Y	27	10-14	0-0	2-4	6-7/13	2 1	2 0	3 22			
Marquette (11/23)	Y	34	7-14	0-0	8-12	6-6/12	1 2	3 0	2 22			
Morehead St. (11/27)	Y	32	6-8	0-0	0-0	2-5/7	4 3	2 0	3 12			
Virginia (11/30)	Y	24	4-7	0-0	0-1	3-5/8	5 2	0 0	0 8			
Valparaiso (12/4)	Y	33	5-9	1-1	1-3	3-4/7	3 1	7 0	3 12			
Maine (12/11)	Y	23	6-11	0-0	4-5	2-4/6	0 2	1 0	3 16			
at Oregon (12/18)	Y	25	3-4	0-0	4-6	1-2/3	2 1	1 0	0 10			
Furman (12/23)	Y	16	5-10	0-0	1-1	3-5/8	4 0	2 0	0 11			
at Georgia (12/28)	Y	13	6-13	1-1	1-1	3-5/8	4 0	1 0	0 14			
at Nebraska (12/31)	Y	27	5-10	0-1	0-0	5-6/11	4 3	1 0	1 10			
Michigan (1/5)	Y	14	4-7	0-0	2-2	3-2/5	3 1	3 0	1 10			
at Ohio State (1/9)	Y	20	3-11	0-0	0-0	2-5/7	3 0	0 0	0 6			
Iowa (1/12)	Y	25	5-13	0-0	1-2	1-6/7	2 1	1 0	0 11			
at Indiana (1/15)	Y	23	4-6	0-0	1-2	3-8/11	4 3	4 0	0 9			
Purdue (1/19)	Y	22	9-12	0-0	1-2	2-3/5	4 0	1 0	1 19			
at Wisconsin (1/22)	Y	23	8-12	0-0	2-3	1-2/3	4 1	0 0	0 18			
at Penn State (1/26)	Y	24	4-7	1-1	0-0	3-3/6	5 3	3 0	0 9			
Northwestern (1/29)	Y	26	2-6	0-0	3-7	3-5/8	4 2	3 0	0 7			
at Illinois (2/2)	Y	20	1-3	0-0	2-2	2-4/6	0 0	6 0	0 4			
Wisconsin (2/5)	Y	30	4-11	0-1	2-2	3-7/10	2 4	3 0	1 10			
Indiana (2/9)	Y	13	1-3	0-0	0-0	0-2/2	4 1	2 0	0 2			
Illinois (2/17)	Y	28	7-11	0-0	6-6	4-4/8	5 3	2 0	0 20			
at Purdue (2/19)	Y	24	2-6	0-2	4-5	1-3/4	2 1	5 0	3 8			
at Seton Hall (2/23)	Y	29	4-17	0-0	3-4	9-9/18	2 0	3 1	0 11			
at Iowa (2/27)	Y	25	4-8	0-0	2-3	1-6/7	1 2	3 1	1 10			
at Michigan St. (3/2)	Y	21	4-6	0-0	2-2	0-2/2	3 0	1 0	0 10			
Ohio State (3/4)	Y	25	4-6	0-0	2-2	5-7/12	4 2	0 0	0 10			
vs. Iowa (3/9)	Y	30	6-14	0-0	6-7	6-10/16	4 3	4 0	1 18			
Totals	28/28	676	133-259	3-7	60-84	83-137/220	85	42	62	2	25	329

MINNESOTA	80	Game 1
Mercer	59	November 17, 2001 Williams Arena Minneapolis, Minn.
Attendance: 12,534		

Recap: The Gophers opened their 2001-02 season in dominating style, routing the Mercer Bears 80-59 in front of 12,534 at Williams Arena. Four different Golden Gophers scored in double figures, led by sophomore Michael Bauer's 18 points. Minnesota came out firing on all cylinders, outscoring the overwhelmed Bears 40-18 in the first half. The Maroon and Gold went on numerous runs during the game, but the highlight was junior college transfer Jerry Holman's six points in 33 seconds near the end of the first half. The Gophers led by as many as 40 in the second half.

Minnesota	Min	FG-A	FT-A	R	A	Pt	Mercer	Min	FG-A	FT-A	R	A	Pt
Bauer, F	25	7-16	1-3	8	1	18	Muhammad, F	19	3-5	1-2	4	0	9
Rychart, F	24	4-10	2-2	9	2	10	Hansen, F	13	0-0	0-0	1	0	0
Rickert, C	23	7-10	0-0	6	1	17	Howard, C	27	1-7	4-7	8	1	6
Burleson, G	20	1-5	1-2	3	4	4	January, G	18	0-2	0-1	1	0	0
Fleming, G	23	2-8	0-0	1	1	5	Baker, G	18	2-4	0-0	2	1	5
Robinson	12	0-3	1-2	3	3	1	West	16	2-6	3-6	4	1	9
Hokenson	4	0-0	0-0	0	0	0	Arthur	23	3-6	0-0	0	2	8
Hargrow	10	1-2	4-6	1	0	7	McCurry	22	3-5	3-3	2	4	9
Bennett	15	0-3	1-2	1	4	1	Chvatal	2	0-0	0-0	0	1	0
Bolden	4	0-0	0-0	0	0	0	Emerson	27	4-10	2-3	7	0	11
Lorang	5	0-1	0-1	1	0	0	Walker	15	1-3	0-0	1	0	2
Esselink	13	0-3	0-0	3	2	0	TEAM					4	
Chall	4	0-0	0-0	1	0	0	Totals	200	19-48	13-22	34	10	59
Holman	18	6-8	5-6	6	1	17							
TEAM						3							
Totals	200	28-69	15-24	46	19	80							

Halftime: Minnesota 40, MU 18 **3-Pt Goals:** Minn - 9-29 (Bauer 3-8, Rychart 0-2, Rickert 3-4, Burleson 1-5, Fleming 1-4, Robinson 0-1, Hargrow 1-1, Bennett 0-1, Esselink 0-3) MU - 8-19 (Muhammad 2-4, Baker, 1-3, West 2-2, Arthur 2-5, McCurry 0-1, Emerson 1-3, Walker 0-1)

Turnovers: Minnesota 10, MU 22 **Personal Fouls:** Minnesota 21, MU 20
Technical: None **Fouled Out:** none **Att:** 12,534

MINNESOTA	92	Game 2
UNC-Asheville	65	November 21, 2001 Williams Arena Minneapolis, Minn.
Attendance: 12,188		

Recap: After a sluggish first half, the Golden Gophers scored 56 second-half points en route to a 92-65 drubbing of North Carolina-Asheville at Williams Arena in front of 12,188 fans. For the second consecutive game, Michael Bauer led Minnesota in scoring, pacing five Golden Gophers in double figures. The sophomore forward pumped in a game-high 19 points on 8-of-12 shooting. The Golden Gophers held a double-figure lead throughout the second half, but exploded with 7:34 remaining, scoring 16 of the next 18 points to build their lead to 30 with 3:32 remaining. Despite going 0-for-3 and failing to score, Kevin Burleson dished out a career-high 11 assists.

Minnesota	Min	FG-A	FT-A	R	A	Pt	UNCA	Min	FG-A	FT-A	R	A	Pt
Bauer, F	26	8-12	1-1	2	3	19	Shaw, F	36	5-10	1-2	4	4	12
Rychart, F	24	4-8	1-2	7	2	9	Joyner, F	20	2-5	2-4	4	1	6
Rickert, C	30	4-7	4-4	4	3	15	McGonagill, C	22	2-2	0-1	2	2	4
Burleson, G	23	0-3	0-0	2	11	0	Kragel, G	33	2-6	2-2	2	4	7
Fleming, G	18	3-8	0-0	0	2	8	Carter, G	30	5-8	0-0	2	3	12
Robinson	8	0-3	0-0	0	2	0	Allen	13	1-2	1-1	4	1	3
Hokenson	2	0-1	0-0	0	0	0	Capel	3	0-0	0-0	0	0	0
Hargrow	11	5-6	0-0	2	1	11	Vellacott	0+	0-0	0-0	0	0	0
Bennett	18	5-7	1-2	5	1	11	McCullough	24	4-11	2-2	2	1	11
Bolden	3	0-0	1-2	1	0	1	Harper	12	2-4	0-0	1	0	5
Lorang	3	2-2	0-0	1	1	4	Barber	7	2-2	0-0	1	0	5
Esselink	10	1-6	0-0	1	1	2	TEAM					3	
Chall	3	0-1	0-0	1	0	0	Totals	200	25-50	8-12	25	16	65
Holman	21	7-10	0-0	6	1	14							
TEAM						7							
Totals	200	39-74	8-11	39	26	92							

Halftime: Minnesota 36, UNCA 25 **3-Pt Goals:** Minn - 6-17 (Bauer 2-3, Rychart 0-1, Rickert 3-6, Burleson 0-1, Fleming 0-2, Robinson 0-1, Hargrow 1-1, Esselink 0-2) UNCA - 7-15 (Shaw 1-3, Joyner 0-1, Kragel 1-4, Carter 2-3, McCullough 1-2, Harper 1-1, Barber 1-1)

Turnovers: Minnesota 12, UNCA 22 **Personal Fouls:** Minnesota 13, UNCA 13
Technical: None **Fouled Out:** none **Att:** 12,188

MINNESOTA	86	Game 3
Eastern Washington	68	November 24, 2001 Williams Arena Minneapolis, Minn.
Attendance: 12,533		

Recap: Minnesota defeated Eastern Washington, 86-68, in front of 12,533 fans at Williams Arena as the Golden Gophers shot a stellar 54.5 percent from the field. Junior Michael Bauer led the Maroon and Gold with 17 points. Junior Jerry Holman and freshman Rick Rickert were also key with 14-point efforts. Rickert added a game- and career-high 10 rebounds and five blocks in the drubbing of the Eagles. Rickert's five blocks were the most for a Golden Gopher since Joel Pryzbilla had six on Feb. 5, 2000. Bauer, with his 17 points, has led Minnesota in scoring in all three games this year.

Minnesota	Min	FG-A	FT-A	R	A	Pt	EWU	Min	FG-A	FT-A	R	A	Pt
Bauer, F	24	6-9	3-4	2	0	17	Quinto, F	17	2-3	0-0	1	0	6
Rychart, F	23	2-2	1-2	2	4	6	Lewis, F	31	2-2	2-2	3	5	6
Rickert, C	27	4-5	5-8	10	2	14	Humbert, C	20	2-7	7-9	6	0	11
Burleson, G	24	2-5	0-0	2	8	6	Hester, G	26	3-10	2-2	5	3	8
Bennett, G	24	3-10	0-0	3	1	7	Snow, G	27	5-10	0-0	5	1	15
Robinson	13	1-3	2-2	0	2	5	Hull	4	1-1	0-0	0	0	3
Hokenson	2	0-0	0-0	0	0	0	Lincoln	4	0-0	0-0	0	0	0
Hargrow	11	1-2	0-0	3	0	2	McCulloch	12	3-4	2-4	4	0	8
Fleming	17	2-6	3-4	2	2	7	Cooper	13	0-4	0-0	1	2	0
Bolden	2	0-1	0-0	0	0	0	Browne	15	3-4	0-0	0	0	8
Lorang	2	1-1	0-2	0	2	2	Axton	23	0-5	2-2	2	1	2
Esselink	9	2-2	0-0	3	2	5	Smith	8	0-1	1-2	0	0	1
Chall	2	0-0	1-2	0	0	1	TEAM					4	
Holman	20	6-9	2-4	3	0	14	Totals	200	21-51	16-21	31	12	68
TEAM						3							
Totals	200	30-55	17-28	33	21	86							

Halftime: Minnesota 41, EWU 32 **3-Pt Goals:** Minn - 9-21 (Bauer 2-4, Rychart 1-1, Rickert 1-1, Burleson 2-5, Bennett 1-6, Fleming 0-2, Robinson 1-1, Esselink 1-1) EWU - 10-18 (Quinto 2-3, Snow 5-6, Hull 1-1, Cooper 0-4, Browne 2-3, Axton 0-1)

Turnovers: Minnesota 17, EWU 24 **Personal Fouls:** Minnesota 20, EWU 22
Technical: None **Fouled Out:** EWU-Quinto **Att:** 12,533

MINNESOTA	79	Game 4
Wake Forest	85	November 27, 2001 Lawrence Joel Coliseum Winston-Salem, N.C.
Attendance: 9,227		

Recap: The Golden Gophers were unable to hold on as they dropped their first-ever game in the ACC/Big Ten Challenge, 85-79, to 23rd-ranked Wake Forest in Winston-Salem, N.C. Led by senior Dusty Rychart's 22 points and 13 rebounds, the Golden Gophers led 39-36 at halftime and owned the edge for much of the second stanza before letting things slip away. After Travarus Bennett's two free throws with 1:38 remaining gave Minnesota a 79-74 lead, the Demon Deacons scored the last 11 points to win the game. Bennett added 12 along with Kevin Burleson.

Minnesota	Min	FG-A	FT-A	R	A	Pt	Wake Forest	Min	FG-A	FT-A	R	A	Pt
Bauer, F	26	4-14	3-9	5	0	11	Howard, F	35	9-15	1-2	9	3	21
Rychart, F	35	8-15	5-6	13	0	22	Songaila, F	32	5-14	13-13	10	0	23
Rickert, C	32	4-9	0-0	5	2	9	Scott, F	33	7-10	5-8	8	1	19
Burleson, G	29	4-16	2-3	0	4	12	Hicks, G	28	1-8	2-2	2	4	5
Bennett, G	30	4-9	3-3	7	0	12	Dawson, G	22	3-8	0-0	2	1	8
Robinson	3	0-0	0-0	0	0	0	Downey	5	0-1	0-0	1	0	0
Hargrow	4	0-0	0-0	0	0	0	Danielus	15	2-3	1-1	4	1	5
Fleming	14	4-6	0-0	1	2	9	Murray	20	0-3	2-2	2	4	2
Esselink	1	0-0	0-0	0	0	0	Lepore	10	1-5	0-0	1	2	0
Holman	26	2-4	0-0	7	1	4	TEAM					6	
TEAM						3	Totals	200	28-67	24-28	45	16	85
Totals	200	30-73	10-12	41	9	79							

Halftime: Minnesota 39, WFU 36 **3-Pt Goals:** Minn - 9-26 (Bauer 3-9, Rychart 1-1, Rickert 1-3, Burleson 2-8, Bennett 1-3, Fleming 1-2) EWU - 5-25 (Howard 2-4, Songaila 0-2, Hicks 1-7, Dawson 2-7, Downey 0-1, Murray 0-1, Lepore 0-3)

Turnovers: Minnesota 11, WFU 12 **Personal Fouls:** Minnesota 23, WFU 15
Technical: None **Fouled Out:** WFU-Dawson **Att:** 9,227

MINNESOTA	89	Game 5
Texas-Pan American	72	December 1, 2001 Williams Arena Minneapolis, Minn.
Attendance: 12,110		

Recap: Minnesota rebounded from its close loss to nationally-ranked Wake Forest, downing Texas-Pan American 89-72 at Williams Arena in front of 12,110 fans. The Golden Gophers were led by Travarus Bennett's career-high 19 points on 5-of-8 shooting from the field and a perfect 6-for-6 from the charity stripe. In addition to Bennett, three other Golden Gophers scored in double figures - Dusty Rychart (18 points), Michael Bauer (13 points) and Kevin Burleson (10 points). Minnesota shot 47.5 percent from the field (29-61), 47.1 percent from behind the arc (8-17) and 85.2 percent from the line (23-27).

Minnesota	Min	FG-A	FT-A	R	A	Pt	UTPA	Min	FG-A	FT-A	R	A	Pt
Bauer, F	29	3-6	6-6	4	1	13	Nubine, F	27	4-7	0-0	5	0	9
Rychart, F	23	8-12	1-3	6	1	18	Hill, F	17	1-1	1-1	0	0	3
Rickert, F	28	4-15	0-0	5	4	8	Quinn, C	33	3-12	3-5	7	0	9
Burleson, G	30	3-4	2-2	3	6	10	Mitchell, G	20	1-2	2-2	1	4	4
Bennett, G	30	5-8	6-6	4	0	19	Chatman, G	29	6-17	5-6	2	4	21
Robinson	6	0-0	2-4	0	2	2	Montalvo	4	0-1	0-0	0	0	0
Hargrow	7	1-4	2-2	3	0	4	Davis	1	0-0	0-0	0	0	0
Fleming	18	1-3	4-4	6	1	7	Tate	9	0-1	0-0	0	0	0
Bolden	1	0-0	0-0	0	0	0	Sakalys	28	4-9	3-6	2	1	12
Lorang	2	0-0	0-0	0	0	0	Traylor	20	4-6	1-1	3	2	11
Esselink	5	0-0	0-0	0	0	0	Sitnikovas	12	1-1	0-0	1	1	3
Holman	21	4-9	0-0	1	1	8	TEAM						12
TEAM						5	Totals	200	24-57	15-21	33	13	72
Totals	200	29-61	23-27	37	16	89							

Halftime: Minnesota 42, UTPA 30 **3-Pt Goals:** Minn - 9-26 (Bauer 1-3, Rychart 1-2, Rickert 0-4, Burleson 2-2, Bennett 3-4, Hargrow 0-1, Fleming 1-1) UTPA - 9-25 (Nubine 1-4, Quinn 0-1, Mitchell 0-1, Chatman 4-10, Tate 0-1, Sakalys 1-3, Traylor 2-4, Sitnikovas 1-1)
Turnovers: Minnesota 16, UTPA 22
Technical: UTPA-bench
Personal Fouls: Minnesota 20, UTPA 23
Fouled Out: UTPA-Nubine
Att: 12,110

MINNESOTA	50	Game 6
UNC-Wilmington	58	December 4, 2001 Williams Arena Minneapolis, Minn.
Attendance: 12,069		

Recap: It was a story of two entirely different halves of basketball for Minnesota as the Golden Gophers fell 58-50 to North Carolina-Wilmington at Williams Arena in front of 12,069 fans. After building a 31-22 halftime lead, the Maroon and Gold went cold, making only seven baskets in the second half and mustering only 19 points to the Seahawks' 36. Minnesota was led by Rick Rickert's 13 points, six boards and four blocks. Dusty Rychart scored 10 points to reach double-digits for the third consecutive game.

Minnesota	Min	FG-A	FT-A	R	A	Pt	UNCW	Min	FG-A	FT-A	R	A	Pt
Bauer, F	31	0-7	3-4	5	1	3	Williams, F	36	6-9	5-6	11	2	18
Rychart, F	32	3-7	1-2	4	2	10	Hare, F	38	1-10	0-0	2	2	3
Rickert, F	32	6-12	0-0	6	1	13	Callahan, C	18	0-4	2-2	5	2	2
Burleson, G	29	3-8	1-2	2	5	8	Chapman, G	8	0-0	0-1	0	1	0
Bennett, G	18	0-1	0-0	0	0	0	Blizzard, G	38	5-10	3-5	4	0	16
Robinson	8	1-3	0-0	2	0	3	Coombs	21	2-5	1-2	3	0	2
Hargrow	13	2-5	0-0	1	1	5	Gunn	7	0-0	0-0	0	0	0
Fleming	19	2-4	0-0	5	1	4	Burnette	30	2-9	6-6	2	3	11
Holman	18	2-5	0-1	4	0	4	Terrell	3	0-0	1-2	0	0	1
TEAM						7	Clifford	1	0-0	2-2	1	0	2
Totals	200	19-52	5-9	36	11	50	TEAM						6
							Totals	200	16-47	20-26	34	10	58

Halftime: Minnesota 31, UNCW 22 **3-Pt Goals:** Minn - 7-20 (Bauer 0-2, Rychart 3-5, Rickert 1-6, Burleson 1-4, Robinson 1-1, Hargrow 1-1, Fleming 0-1) UNCW - 6-15 (Williams 1-1, Hare 1-3, Callahan 0-1, Blizzard 3-6, Burnette 1-4)
Turnovers: Minnesota 16, UNCW 12
Technical: none
Personal Fouls: Minnesota 19, UNCW 15
Fouled Out: none
Att: 12,069

MINNESOTA	55	Game 7
Georgia	77	December 7, 2001 Stegeman Coliseum Athens, Ga.
Attendance: 7,158		

Recap: Senior forward Dusty Rychart recorded his second double-double of the season and 16th of his career with 10 points and 11 rebounds, but the Golden Gophers fell to the Georgia Bulldogs 77-55, in Stegeman Coliseum in Athens, Ga. Losing their second consecutive game, the Gophers shot just 19-of-66 (28.8%) from the field, while the Bulldogs made 28-of-66 (42.4%) in maintaining a double-digit lead for much of the game. Travarus Bennett added eight points and six rebounds for Minnesota, while Jerry Holman, Maurice Hargrow and Rick Rickert each contributed seven tallies.

Minnesota	Min	FG-A	FT-A	R	A	Pt	Georgia	Min	FG-A	FT-A	R	A	Pt
Rickert, F	21	3-6	0-0	7	0	7	Wright, G	24	3-8	2-2	3	6	9
Burleson, G	22	2-6	0-0	0	1	4	Williams, G	28	5-15	0-0	9	2	11
Bennett, G	28	3-7	1-2	6	2	8	Hayes Jarvis, F	28	8-17	0-0	5	0	18
Bauer, F	22	1-7	0-0	4	1	2	Daniels, F	27	5-7	5-10	9	0	15
Rychart, F	23	2-7	6-8	11	0	10	Thomas, C	26	1-3	4-4	4	4	6
Robinson	5	0-1	0-2	1	0	0	Watts	2	0-0	0-0	0	1	0
Hokenson	2	0-0	0-0	1	1	0	Cole	18	1-5	2-2	1	3	2
Hargrow	14	3-7	0-0	3	0	7	Britton	2	0-0	0-0	1	1	0
Fleming	26	2-13	1-2	4	1	5	Pevey	14	1-3	0-0	6	0	2
Esselink	14	2-4	0-0	2	0	5	Patrick	19	1-2	0-0	2	2	2
Chall	0+	0-0	0-0	0	0	0	Szymanek	2	0-0	0-0	0	0	0
Holman	23	1-8	5-6	4	1	7	Jonas Hayes	4	1-2	2-2	1	0	4
TEAM						5	Wehunt	6	2-4	0-0	1	0	5
Totals	200	19-66	13-20	48	7	55	TEAM						8
							Totals	200	28-66	15-20	50	19	77

Halftime: Minnesota 29, UGA 40 **3-Pt Goals:** Minn - 4-24 (Rickert, 1-4, Burleson, 0-2, Bennett 1-4, Bauer 0-5, Robinson 0-1, Hargrow 1-2, Fleming 0-4, Esselink 1-2) UGA - 6-25 (Wright, 1-5, Williams 1-5, Hayes 2-8, Cole 1-4, Pevey 0-1, Wehunt 1-2)
Turnovers: Minnesota 20, UGA 13
Technical: none
Personal Fouls: Minnesota 17, UGA 19
Fouled Out: none
Att: 7,158

MINNESOTA	75	Game 8
Oregon	72	December 10, 2001 Williams Arena Minneapolis, Minn.
Attendance: 12,610		

Recap: Freshman forward Rick Rickert scored a career-high 28 points to lead Minnesota (5-3) to a 75-72 victory over Oregon (4-3) at Williams Arena. Despite shooting just 40 percent from the field, the Golden Gophers persevered to halt a two-game losing streak. Rickert's 28-point performance is the most by a Minnesota freshman since Randy Carter notched 29 against Northwestern on January 26, 1991. He just missed his second double-double of the season, leading Minnesota with nine rebounds. Kerwin Fleming (14), Travarus Bennett (11) and Dusty Rychart (10) also scored in double figures.

Minnesota	Min	FG-A	FT-A	R	A	Pt	Oregon	Min	FG-A	FT-A	R	A	Pt
Rickert, F	36	11-17	4-7	9	0	28	Johnson, F	29	2-7	2-3	6	0	6
Bauer, F	24	1-7	0-0	7	0	2	Jackson, F	32	2-8	3-4	7	4	7
Rychart, F	26	3-6	4-4	5	0	10	Christoffersen, C	18	3-3	5-7	4	0	11
Burleson, G	30	3-11	0-0	1	5	6	Ridnour, G	37	4-9	0-0	5	6	11
Bennett, G	30	3-6	4-6	5	0	11	Jones, G	35	4-11	2-2	4	4	11
Robinson	4	0-0	0-0	0	0	0	Davis	17	4-6	0-0	0	2	11
Fleming	23	3-11	5-6	3	2	14	Lever	3	1-1	0-0	0	0	3
Esselink	9	0-3	0-0	0	3	0	Helquist	11	3-3	1-1	0	0	7
Holman	18	2-4	0-0	3	1	4	Anderson	18	2-4	1-2	5	0	5
TEAM						2	TEAM						8
Totals	200	26-65	17-23	35	13	75	Totals	200	25-52	14-19	39	16	72

Halftime: Minnesota 33, UO 34 **3-Pt Goals:** Minn - 6-24 (Rickert, 2-4, Bauer 0-3, Burleson, 0-5, Bennett 1-3, Fleming 3-6, Esselink 0-3) UO - 8-21 (Jackson 0-4, Ridnour 3-8, Jones 1-3, Davis 3-5, Lever, 1-1)
Turnovers: Minnesota 9, UO 18
Technical: none
Personal Fouls: Minnesota 14, UO 18
Fouled Out: none
Att: 12,610

MINNESOTA		95	Game 9	
Maryland-Eastern Shore		72	December 13, 2001 Williams Arena Minneapolis, Minn.	
Attendance: 12,155				

Recap: Five players scored in double figures to lead Minnesota to a convincing 95-48 win over Maryland-Eastern Shore at Williams Arena. The Golden Gophers' 47-point win is the third-largest in school history. The Golden Gophers never trailed in the game, taking a 45-24 lead at the half. Dusty Rychart posted his third double-double of the season with a game-high 17 points and 10 rebounds. Travarus Bennett finished with 16 points, while Michael Bauer and Jerry Holman added 15 apiece. Steve Esselink pitched in a career-high 12 points on 5-of-5 shooting. Kevin Burleson added a game-high eight assists.

Minnesota	Min	FG-A	FT-A	R	A	Pt	UMES	Min	FG-A	FT-A	R	A	Pt
Rickert, F	22	1-6	3-3	4	1	5	Smith, T, F	1	0-0	0-0	0	0	0
Bauer, F	19	5-8	3-5	2	3	15	Bowen, F	35	4-8	2-2	5	0	10
Rychart, F	23	8-10	0-0	10	2	17	Newson, C	16	1-5	0-2	2	1	2
Burleson, G	22	1-2	3-4	4	8	5	Hickman, G	27	3-7	1-2	1	2	7
Bennett, G	23	4-4	5-6	2	2	16	Trotter, G	33	3-18	2-2	2	2	9
Robinson	14	0-2	0-0	2	4	0	Majeed	1	0-0	0-0	0	0	0
Hokenson	4	0-1	0-0	1	0	0	Campbell	22	2-7	0-0	1	0	5
Fleming	15	2-5	3-3	0	1	8	Joiner	17	2-7	2-2	2	1	7
Bolden	4	0-2	0-0	2	0	0	Darby	15	1-2	0-0	0	0	3
Lorang	10	1-4	0-0	0	0	2	Smith, L	4	0-0	0-0	1	0	0
Esselink	14	5-5	0-0	1	2	12	Thomas	12	0-0	0-0	1	0	0
Chall	4	0-1	0-0	0	0	0	Trotman	17	2-3	1-3	8	0	5
Holman	26	5-8	5-7	8	2	15	TEAM						6
TEAM						6	Totals	200	18-57	8-13	29	6	48
Totals	200	32-58	22-28	42	25	95							

Halftime: Minnesota 45 UMES 24 **3-Pt Goals:** Minn - 9-19 (Rickert 0-1, Bauer 2-3, Rychart 1-3, Bennett 3-3, Robinson 0-1, Hokenson 0-1, Fleming 1-3, Bolden 0-1, Lorang 0-1, Esselink 2-2) UMES - 4-20 (Hickman 0-3, Trotter 1-5, Campbell 1-6, Joiner 1-4, Darby 1-2)
Turnovers: Minnesota 13, UMES 18 **Personal Fouls:** Minnesota 15, UMES 18
Technical: none **Fouled Out:** UMES-Thomas **Att:** 12,155

MINNESOTA		81	Game 10	
Nebraska		72	December 22, 2001 Williams Arena Minneapolis, Minn.	
Attendance: 13,435				

Recap: The Golden Gophers upped their record to 7-3 with an 81-72 victory over the Nebraska Cornhuskers at Williams Arena in front of 13,435 fans. Minnesota was led by senior Dusty Rychart's 18 points and nine rebounds. Rychart scored 15 of his game-high total in the second half, while Michael Bauer (15) and Rick Rickert (14) also scored in double-figures. Bauer led Minnesota with 13 first-half points, pacing the Golden Gophers to a 38-30 advantage. Minnesota never trailed in the second half despite an outstanding effort by Nebraska.

Minnesota	Min	FG-A	FT-A	R	A	Pt	Nebraska	Min	FG-A	FT-A	R	A	Pt
Rickert, F	29	6-12	1-3	3	0	14	Muhleisen, F	33	4-9	1-2	4	5	13
Bauer, F	25	5-10	2-2	4	3	15	Buckendahl, F	27	1-4	1-2	4	1	3
Rychart, F	35	7-17	4-5	9	4	18	Conklin, C	12	0-2	0-0	2	0	0
Burleson, G	26	3-4	1-1	0	5	9	Cochran, G	23	4-7	0-0	2	2	11
Bennett, G	28	1-2	5-7	5	1	8	Clemmons, G	26	4-9	0-0	4	3	10
Robinson	10	0-2	0-0	0	1	0	Robinson	20	4-7	2-2	2	2	14
Hargrow	5	1-2	0-0	0	2	2	Boeker	4	0-0	0-2	1	0	0
Fleming	20	3-5	0-1	2	1	8	Ford	5	0-0	2-2	2	1	2
Esselink	8	1-3	0-0	3	0	2	Simms	14	3-4	2-3	3	1	8
Holman	14	2-3	1-2	3	1	5	Heimos	13	1-2	0-0	1	0	2
TEAM						4	Turek	23	2-5	3-4	3	1	9
Totals	200	29-60	14-21	33	18	81	TEAM						4
							Totals	200	24-49	11-17	32	16	72

Halftime: Minnesota 38, NU 30 **3-Pt Goals:** Minn - 9-25 (Rickert 1-6, Bauer 3-8, Rychart 0-2, Burleson 2-3, Bennett 1-1, Robinson 0-2, Fleming 2-3) NU - 13-22 (Muhleisen 4-6, Buckendahl 0-1, Cochran 3-5, Clemmons 2-4, Robinson 4-6)
Turnovers: Minnesota 11, NU 18 **Personal Fouls:** Minnesota 19, NU 18
Technical: NU-bench **Fouled Out:** NU-Turek **Att:** 13,435

MINNESOTA		60	Game 11	
Texas Tech		80	December 30, 2001 United Spirit Arena Lubbock, Texas	
Attendance: 14,232				

Recap: Senior Dusty Rychart led the Golden Gophers with 20 points, as Minnesota (7-4) fell to Texas Tech (10-1), 80-60, in Lubbock, Texas. In the game, Rychart became the 31st Golden Gopher in school history to score 1,000 career points (1,013 points). In the second half with Minnesota leading 46-44, the Red Raiders went on a 16-2 run to take a 60-48 advantage. The run was ended by a pair of Rychart free throws, but the Gophers were unable to recover. The Golden Gophers were short-handed going into the ball game, as guard Kerwin Fleming didn't play due to back spasms. Minnesota also found its bench depleted due to foul trouble as four Gophers fouled out.

Minnesota	Min	FG-A	FT-A	R	A	Pt	Texas Tech	Min	FG-A	FT-A	R	A	Pt
Rickert, F	17	1-4	0-0	4	0	2	Storozynski, F	28	4-9	2-2	11	1	10
Rychart, F	34	7-15	6-7	8	3	20	Powell, F	30	4-10	6-9	8	0	14
Holman, C	16	1-8	0-0	2	0	2	Ellis, C	38	6-10	4-7	10	0	16
Burleson, G	34	2-12	1-2	5	5	6	Emmett, G	35	7-13	5-7	7	2	20
Bennett, G	33	6-14	0-2	10	3	15	Chavis, G	37	4-8	5-6	3	8	14
Robinson	6	0-1	0-0	0	0	0	Shropshire	2	0-1	0-0	1	0	0
Hargrow	15	1-5	0-0	2	1	2	Doudney	7	1-2	0-0	0	0	3
Bolden	1	0-0	0-0	0	0	0	Marshall	4	0-1	0-0	1	1	0
Lorang	2	0-0	0-0	1	0	0	Ross	3	0-0	0-0	0	0	0
Esselink	21	2-9	1-2	1	4	7	Cassidy	2	0-1	0-0	0	0	0
Bauer	21	2-5	2-2	6	0	6	Valdez	10	0-0	1-3	1	1	1
TEAM						2	Arenas	2	0-1	0-0	1	0	0
Totals	200	22-73	10-15	41	16	60	Michalec	2	1-1	0-0	2	0	2
							TEAM						1
							Totals	200	27-57	23-34	46	13	80

Halftime: Minnesota 37, TT 37 **3-Pt Goals:** Minn - 6-29 (Rickert 0-2, Bauer 0-3, Burleson 1-6, Bennett 3-7, Robinson 0-1, Esselink 2-6, Hargrow 0-4) TT - 3-12 (Powell 0-1, Emmett 1-1, Chavis 1-4, Shropshire 0-1, Doudney 1-2, Marshall 0-1, Cassidy 0-1, Arenas 0-1)
Turnovers: Minnesota 11, TT 14 **Personal Fouls:** Minnesota 28, TT 16
Technical: UM-bench **Fouled Out:** UM - Rickert, Bauer, Holman, Burleson **Att:** 14,232

MINNESOTA		53	Game 12	
Illinois		76	January 2, 2002 Assembly Hall Champaign, Ill.	
Attendance: 16,500				

Recap: The Golden Gophers opened their Big Ten basketball schedule with a 76-53 loss at seventh-ranked Illinois in Champaign, ILL, in front of 16,500 fans. The Gophers were led by Michael Bauer's 16 points and four rebounds. It was the first time the sophomore had led Minnesota in scoring since he paced the Golden Gophers in their first three contests. Travarus Bennett, who was coming off a 15 point/10 rebound performance versus Texas Tech, led Minnesota with seven rebounds to go along with his six points. Illinois was led by Brian Cook's 16 points and eight caroms.

Minnesota	Min	FG-A	FT-A	R	A	Pt	Illinois	Min	FG-A	FT-A	R	A	Pt
Bauer, F	29	6-13	3-4	4	1	16	Harrington, F	32	3-8	0-0	1	7	9
Rychart, F	31	3-12	1-1	5	3	7	Cook, F	32	6-11	4-4	8	2	16
Rickert, C	20	2-6	0-1	1	1	5	Archibald, C	26	6-11	6-10	5	0	14
Burleson, G	25	0-2	0-0	2	4	0	Bradford, G	32	3-7	6-8	3	4	14
Bennett, G	28	2-6	2-3	7	3	6	Williams, G	33	2-6	2-2	4	4	8
Robinson	4	0-0	0-1	0	0	0	Head	22	2-3	2-2	1	2	7
Hokenson	1	0-0	0-0	1	0	0	Ferguson	1	0-0	0-0	0	1	0
Hargrow	5	0-2	0-0	0	0	0	Howard	1	0-0	0-0	0	0	0
Fleming	19	2-3	0-1	0	1	4	Thomas	1	0-1	0-0	0	0	0
Esselink	14	2-2	0-0	1	0	5	Powell	3	1-1	0-0	0	0	2
Chall	1	0-0	0-0	1	0	0	Smith	17	3-6	0-0	6	2	6
Holman	23	5-8	0-0	2	1	10	TEAM						3
TEAM						4	Totals	200	24-50	20-26	31	22	76
Totals	200	22-54	6-11	28	14	53							

Halftime: Minnesota 25, UI 34 **3-Pt Goals:** Minn - 3-13 (Bauer 1-3, Rychart 0-2, Rickert 1-3, Burleson 0-1, Bennett 0-1, Hargrow 0-1, Fleming 0-1, Esselink 1-1) IL - 8-22 (Harrington 3-8, Cook 0-2, Bradford 2-4, Williams 2-6, Head 1-2)
Turnovers: Minnesota 17, IL 12 **Personal Fouls:** Minnesota 19, IL 14
Technical: none **Fouled Out:** none **Att:** 16,500

MINNESOTA	70	Game 13
Michigan State	67	January 5, 2002 Williams Arena Minneapolis, Minn.
Attendance: 16,500		

Recap: The Golden Gophers earned their first Big Ten victory of the season, downing No. 17 Michigan State, 70-67, in front of 13,696 fans. It also was Minnesota's first victory over a ranked opponent since a 54-49 victory Jan. 6, 2001, against No. 12 Wisconsin. Jerry Holman came off the bench to score 16 points, including 10 in the first half, for the Gophers. The 6-10 junior was 6-of-7 from the field and 4-of-5 from the free-throw line. Rick Rickert added 15 points, while Michael Bauer reached double figures for the second consecutive game with 12 tallies.

Minnesota	Min	FG-A	FT-A	R	A	Pt	Michigan State	Min	FG-A	FT-A	R	A	Pt
Bauer, F	33	4-9	1-3	3	3	12	Wolfe, F	29	3-15	4-5	12	1	11
Rychart, F	23	3-7	3-4	5	2	9	Anderson, F	20	2-3	2-2	2	1	6
Rickert, C	33	6-8	2-2	4	2	15	Anagnonye, F	37	5-9	1-3	7	1	11
Burleson, G	23	1-6	3-4	2	2	5	Hill, G	38	8-14	3-3	4	2	25
Bennett, G	30	1-4	5-7	3	1	7	Torbert, G	36	4-12	1-2	7	4	11
Fleming	28	1-6	3-4	3	1	6	Ishbia	1	0-0	0-0	0	0	0
Esselink	7	0-2	0-0	0	1	0	Bograkos	25	1-2	0-1	4	1	3
Holman	23	6-7	4-5	3	0	16	Andreas	13	0-0	0-0	1	0	0
TEAM				3			Westrick	10	0-0	0-0	1	0	0
Totals	200	22-49	21-29	26	12	70	TEAM				3		
							Totals	200	23-55	11-16	41	10	67

Halftime: Minnesota 37, MSU 30 **3-Pt Goals:** Minn - 5-16 (Bauer 3-6, Rickert 1-1, Burleson 0-4, Bennett 0-1, Fleming 1-3, Esselink 0-1) MSU - 10-21 (Wolfe 1-5, Hill 6-10, Torbert 2-5, Bograkos 1-1)
Turnovers: Minnesota 11, MSU 17 **Personal Fouls:** Minnesota 17, MSU 24
Technical: none **Fouled Out:** MSU-Anderson, Anagnonye **Att:** 13,696

MINNESOTA	90	Game 14
Michigan	82	January 9, 2002 Williams Arena Minneapolis, Minn.
Attendance: 13,172		

Recap: The Golden Gophers earned their second consecutive Big Ten Conference victory with a 90-82 victory over the Michigan Wolverines in Williams Arena in front of 13,172 fans. Minnesota trailed 41-38 at halftime, but 81.8 percent shooting from the field in the second half led the Gophers to victory. Gold Country shot 69.4 percent from the field for the game, including 61.5 from three-point range. Both marks are the third-best in school history. Dusty Rychart led the Gophers with 19 points, Michael Bauer added 15 points, while Jerry Holman poured in 12 for Minnesota.

Minnesota	Min	FG-A	FT-A	R	A	Pt	Michigan	Min	FG-A	FT-A	R	A	Pt
Bauer, F	27	6-8	1-2	7	2	15	Robinson, F	34	8-18	3-3	4	3	19
Rychart, F	37	9-12	1-1	7	1	19	Blanchard, F	29	5-10	4-4	5	3	17
Rickert, C	16	3-3	0-1	3	0	7	Young, C	36	2-4	4-4	7	0	8
Burleson, G	25	5-8	6-6	3	4	19	Jones, G	18	1-3	3-4	2	1	6
Bennett, G	26	1-1	2-2	3	3	5	Goffredson, G	14	0-0	0-0	0	1	0
Robinson	2	0-1	0-0	0	0	0	Queen	26	2-6	0-0	0	6	5
Hargrow	10	2-2	2-4	1	0	6	Ingerson	10	3-9	0-0	0	0	9
Fleming	22	2-5	2-4	1	2	7	Groninger	18	3-7	5-5	0	1	13
Esselink	5	0-0	0-0	0	2	0	Bailey	15	2-6	1-2	3	0	5
Holman	30	6-9	0-0	3	3	12	TEAM				3		
TEAM				4			Totals	200	26-63	20-22	24	15	82
Totals	200	34-49	14-20	32	17	90							

Halftime: Minnesota 38, MI 41 **3-Pt Goals:** Minn - 8-13 (Bauer 2-2, Rychart 0-1, Rickert 1-1, Burleson 3-4, Bennett 1-1, Robinson 0-1, Fleming 1-3) MI - 10-25 (Robinson 0-2, Blanchard 3-6, Jones 1-2, Queen 1-3, Ingerson 3-7, Groninger 2-5)
Turnovers: Minnesota 23, MI 14 **Personal Fouls:** Minnesota 19, MI 22
Technical: none **Fouled Out:** Minn - Rickert **Att:** 13,172

MINNESOTA	87	Game 15
Purdue	71	January 12, 2002 Mackey Arena West Lafayette, Ind.
Attendance: 12,488		

Recap: Scoring 53 points in the second half, the Golden Gophers won their third consecutive Big Ten tilt, downing Purdue 87-71 in West Lafayette, Ind. The victory was also the Golden Gophers first road win of the season. Kevin Burleson and Rick Rickert led the Golden Gophers with 24 points each, as Minnesota won for just the second time in its last 21 visits to Mackey Arena. Burleson also led the Golden Gophers with five assists, while Rickert had a game-high seven rebounds. Dusty Rychart added 14 points and five rebounds for Minnesota.

Minnesota	Min	FG-A	FT-A	R	A	Pt	Purdue	Min	FG-A	FT-A	R	A	Pt
Rickert, F	35	8-12	6-6	7	1	24	Smith, F	34	2-7	4-4	3	2	8
Bennett, F	24	2-4	2-2	6	2	7	Kilgore, F	25	3-7	4-4	1	0	12
Bauer, F	22	2-4	0-0	3	3	4	Allison, C	24	3-7	4-7	5	0	10
Rychart, F	29	7-8	0-0	5	2	14	Deane, G	36	9-18	7-8	1	3	29
Burleson, G	32	7-13	7-10	3	5	24	Parkinson, G	27	1-4	0-0	4	7	2
Robinson	2	0-0	0-0	0	0	0	Buscher	23	1-2	0-0	5	1	2
Hargrow	7	1-2	0-0	0	1	2	Lewis	17	2-6	0-0	4	2	5
Fleming	25	2-5	2-4	1	1	7	Marshall	12	1-3	0-0	0	0	3
Esselink	5	1-1	0-0	2	0	3	Carroll	2	0-0	0-0	0	0	0
Holman	19	1-3	0-0	1	0	2	TEAM				2		
TEAM				1			Totals	200	22-54	19-23	25	15	71
Totals	200	31-52	17-22	29	16	87							

Halftime: Minnesota 34, PU 40 **3-Pt Goals:** Minn - 8-16 (Rickert 2-4, Bennett 1-1, Bauer 0-1, Burleson 3-7, Fleming 1-2, Esselink 1-1) PU - 8-21 (Smith 0-3, Kilgore 2-5, Deane 4-7, Parkinson 0-3, Lewis 1-2, Marshall 1-1)
Turnovers: Minnesota 19, PU 19 **Personal Fouls:** Minnesota 17, PU 19
Technical: none **Fouled Out:** Minn - Fleming **Att:** 12,488

MINNESOTA	64	Game 16
Wisconsin	73	January 16, 2002 Kohl Center Madison, Wis.
Attendance: 16,363		

Recap: Despite Dusty Rychart's fourth double-double of the season and 18th of his career, the Minnesota Golden Gophers fell to Wisconsin 73-64, in Madison. Minnesota overcame a 16-point second half deficit, by going on a 17-4 run to climb within three points following Kevin Burleson's only basket of the night at 67-64 with 46.6 seconds remaining. But the Badgers made six consecutive free throws, while the Gophers committed their 19th and 20th turnovers of the night in the final minute to seal the game for Wisconsin. Rychart ended the game with 17 points and 10 rebounds, while Rickert added 13 points and seven caroms.

Minnesota	Min	FG-A	FT-A	R	A	Pt	Wisconsin	Min	FG-A	FT-A	R	A	Pt
Rickert, F	24	6-14	1-3	7	0	13	Mader, F	16	1-1	4-4	1	1	6
Bauer, F	33	3-6	3-4	7	1	7	Wills, F	26	0-4	5-7	4	0	5
Rychart, F	38	7-14	3-4	10	2	17	Davis, G	32	4-6	1-2	3	2	10
Burleson, G	23	1-6	0-0	0	3	2	Penney, G	35	5-13	8-9	6	2	19
Bennett, F	32	2-4	5-6	8	3	9	Harris, G	38	6-15	2-2	4	1	16
Robinson	3	0-0	0-0	0	0	0	Owens	13	1-7	0-0	1	1	3
Hargrow	4	1-1	1-2	1	0	3	Plank	7	0-1	0-0	1	1	0
Fleming	22	3-7	1-2	3	2	9	Wilkinson	33	5-8	3-4	10	1	14
Esselink	4	0-0	0-0	0	0	0	TEAM				1		
Holman	17	2-3	0-1	3	0	4	Totals	200	22-55	23-28	31	9	73
TEAM				2			TEAM						
Totals	200	25-55	11-18	41	11	64							

Halftime: Minnesota 35, UW 34 **3-Pt Goals:** Minn - 3-17 (Rickert 0-5, Bauer 1-3, Rychart 0-3, Burleson 0-2, Bennett 0-1, Fleming 2-3) UW - 6-24 (Wills 0-2, Davis 1-1, Penney 1-6, Harris 2-9, Owens 1-4, Plank 0-1, Wilkinson 1-1)
Turnovers: Minnesota 20, UW 9 **Personal Fouls:** Minnesota 25, UW 21
Technical: none **Fouled Out:** Minn - Fleming, Burleson **Att:** 16,363

MINNESOTA	69	Game 17
Michigan	71	January 19, 2002 Crisler Arena Ann Arbor, Mich.
Attendance: 11,603		

Recap: Michigan was able to steal a 71-69 victory over Minnesota in Ann Arbor, Mich., as Bernard Robinson Jr. hit a running jumper with 3.3 seconds remaining for the win. It was the first loss for the Golden Gophers in their last four meetings with Michigan. Minnesota was led by its front line, which accounted for 75 percent of the team's scoring. Sophomore Michael Bauer led the Gophers in scoring for the fifth time this season, with 17 points. Rickert scored 15 points, while Rychart added 14 and nine rebounds, just missing his fifth double-double of the season.

Minnesota	Min	FG-A	FT-A	R	A	Pt	Michigan	Min	FG-A	FT-A	R	A	Pt
Rychart, F	35	6-15	2-2	9	1	14	Groninger, F	17	0-4	2-3	2	1	2
Bennett, F	26	1-2	0-0	4	1	3	Bailey, F	16	0-1	4-4	3	1	4
Rickert, C	27	4-8	6-8	3	2	15	Young, C	37	6-13	6-7	4	1	18
Burleson, G	33	2-6	2-2	4	8	6	Queen, G	35	2-3	0-0	0	4	5
Bauer, G	30	7-15	0-0	2	2	17	Gotfredson, G	3	0-0	0-0	0	0	0
Fleming	23	0-1	3-6	4	1	3	Ingerson	23	4-11	0-0	4	2	10
Esselink	2	0-1	0-0	0	0	0	Blanchard	27	8-10	1-2	3	0	20
Holman	12	3-6	0-0	3	0	6	Robinson, Jr.	25	5-12	2-2	10	6	12
Hargrow	12	1-1	2-2	3	0	5	Jones	17	0-2	0-0	2	0	0
TEAM				3			TEAM				1		
Totals	200	24-55	15-20	35	15	69	Totals	200	25-56	15-18	29	15	71

Halftime: Minnesota 29, MI 28 **3-Pt Goals:** Minn - 6-17 (Rychart 0-3, Bennett 1-1, Rickert 1-1, Burleson 0-3, Bauer 3-7, Esselink 0-1, Hargrow 1-1) MI - 6-19 (Groninger 0-2, Queen 1-2, Ingerson 2-6, Blanchard 3-5, Robinson 0-2, Jones 0-2)
Turnovers: Minnesota 16, MI 16 **Personal Fouls:** Minnesota 17, MI 15
Technical: none **Fouled Out:** MI - Blanchard **Att:** 11,603

MINNESOTA	89	Game 18
Ohio State	71	January 26, 2002 Williams Arena Minneapolis, Minn.
Attendance: 13,838		

Recap: The Golden Gophers won their third straight Big Ten game at home, downing No. 20/23 Ohio State 89-71. It was the first conference loss for the Buckeyes, snapping a nine-game Buckeye winning streak. Travarus Bennett's career-high 21 points led Minnesota. The senior guard also had seven rebounds, while making all six shots from the field, including three from three-point range, and all six of his free throws. Rick Rickert reached double figures for the fourth straight game, adding 19 points, while Jerry Holman and Dusty Rychart scored 12 and 10 points, respectively.

Minnesota	Min	FG-A	FT-A	R	A	Pt	Ohio State	Min	FG-A	FT-A	R	A	Pt
Rickert, F	30	5-8	6-6	4	1	19	Williams, F	35	3-4	2-2	5	0	8
Holman, F	28	5-9	2-2	4	2	12	Radinovic, C	13	1-3	7-10	4	0	9
Rychart, F	27	4-5	1-2	5	1	10	Darby, G	37	4-12	4-4	4	2	14
Fleming, G	27	4-9	0-0	2	3	9	Brown, G	29	6-13	2-5	2	4	14
Bennett, G	29	6-6	6-6	7	2	21	Savovic, G	21	1-4	2-3	3	3	4
Hargrow	14	2-3	2-2	1	0	6	Fuss-Cheatham	11	1-4	0-0	3	3	2
Burleson	28	2-3	2-4	1	9	6	Connolly	25	6-8	1-2	0	0	17
Esselink	1	0-0	0-0	0	0	0	Dials	14	1-4	0-1	4	2	2
Bauer	16	2-7	1-2	0	0	6	Dudley	10	0-1	1-2	1	0	1
TEAM				3			Martin	5	0-0	0-0	0	0	0
Totals	200	30-50	20-24	27	18	89	Totals	200	23-53	19-29	30	14	71

Halftime: Minnesota 40, OSU 33 **3-Pt Goals:** Minn - 9-15 (Rickert 3-4, Rychart 1-1, Fleming 1-2, Bennett 3-3, Burleson 0-1, Bauer 1-4) OSU - 6-17 (Darby 2-6, Brown 0-3, Savovic 0-2, Connolly 4-6)
Turnovers: Minnesota 11, OSU 14 **Personal Fouls:** Minnesota 19, OSU 22
Technical: none **Fouled Out:** OSU - Williams **Att:** 13,838

MINNESOTA	94	Game 19
Penn State	70	January 30, 2002 Williams Arena Minneapolis, Minn.
Attendance: 13,130		

Recap: Minnesota thumped Penn State, 94-70, at Williams Arena in front of 13,130 Gopher faithful. Freshman Rick Rickert was the star for the Maroon and Gold, scoring 26 points on 9-of-12 shooting and pulling down five rebounds. The win marked the largest Big Ten victory since downing Penn State Feb. 2, 1999 in State College 93-69, while running the Golden Gopher home-court winning streak to seven games. Dusty Rychart and Jerry Holman each added 14 points, while Michael Bauer scored 12 off the bench. Holman also led the team with a game-high eight rebounds and three blocked shots.

Minnesota	Min	FG-A	FT-A	R	A	Pt	Penn State	Min	FG-A	FT-A	R	A	Pt
Rickert, F	26	9-12	5-8	5	2	26	Tate, F	30	1-8	1-3	1	2	3
Rychart, F	25	5-8	4-6	3	5	14	Smith, F	30	6-13	6-8	3	2	18
Holman, C	25	6-11	2-2	8	2	14	Jagla, C	27	4-8	0-0	4	1	8
Fleming, G	20	2-2	0-0	4	0	5	Watkins, G	34	5-11	1-2	3	4	13
Bennett, G	20	2-5	0-0	4	2	4	Chambliss, G	33	3-9	6-6	3	1	14
Robinson	5	0-0	0-0	2	0	0	Krimmel	6	0-0	0-0	1	1	0
Hokenson	2	0-0	0-0	0	1	0	Vossekuil	11	0-1	0-0	1	0	0
Hargrow	13	2-5	2-2	2	1	6	Tielsch	18	2-5	0-0	1	2	5
Burleson	24	0-0	2-2	2	5	2	Egekeze	8	2-2	5-7	4	0	9
Bolden	2	1-1	0-0	2	0	2	McDougald	2	0-1	0-0	1	0	0
Lorang	6	2-3	1-2	0	0	5	Crenshaw	1	0-2	0-0	1	0	0
Esselink	11	2-2	0-0	1	3	4	TEAM				4		
Chall	2	0-1	0-0	0	0	0	Totals	200	23-60	19-26	27	14	70
Bauer	19	5-8	2-2	2	3	12							
TEAM				3									
Totals	200	36-58	18-24	38	24	94							

Halftime: Minnesota 47, PSU 27 **3-Pt Goals:** Minn - 4-11 (Rickert 3-5, Fleming 1-1, Bennett, 0-2, Lorang 0-1, Bauer 0-2) PSU - 5-22 (Tate 0-5, Smith 0-3, Watkins 2-4, Chambliss 2-7, Tielsch 1-3)
Turnovers: Minnesota 12, PSU 12 **Personal Fouls:** Minnesota 20, PSU 21
Technical: none **Fouled Out:** none **Att:** 13,130

MINNESOTA	88	Game 20
Indiana	74	February 2, 2002 Williams Arena Minneapolis, Minn.
Attendance: 14,492		

Recap: Minnesota won its third consecutive game and its eighth straight at home, downing 25th-ranked Indiana, 88-74, in front of a season-high 14,492 Maroon and Gold faithful. It was Minnesota's second win in the past three games over a nationally-ranked opponent. Freshman Rick Rickert was once again the star for the Golden Gophers, scoring 27 points for his career-high scoring output in a Big Ten game. It was Rickert's second straight game with more than 20 points. Dusty Rychart (14), Kerwin Fleming (12) and Michael Bauer (11) also scored in double figures for the Golden Gophers.

Minnesota	Min	FG-A	FT-A	R	A	Pt	Indiana	Min	FG-A	FT-A	R	A	Pt
Rickert, F	32	9-18	7-10	6	1	27	Jeffries, F	34	1-8	5-8	9	2	7
Rychart, F	35	6-10	2-2	6	3	14	Fife, F	30	4-10	0-0	4	2	11
Holman, C	21	4-5	0-0	3	1	8	Odle, C	19	3-6	2-3	4	1	8
Fleming, G	31	3-9	5-8	1	2	12	Coverdale, G	39	6-13	2-5	5	5	19
Bennett, G	34	1-3	1-2	8	2	4	Hornsby, G	28	3-5	2-2	1	1	10
Hargrow	12	4-4	1-2	0	0	9	Moye	13	1-4	0-0	4	2	2
Burleson	21	1-3	0-0	3	4	3	Leach	8	3-4	2-2	4	0	8
Bauer	14	4-6	0-0	0	2	11	Perry	10	0-1	0-0	1	0	0
TEAM				2			Newton	19	3-8	3-4	7	1	9
Totals	200	32-58	16-24	29	15	88	Totals	200	24-59	16-24	41	14	74

Halftime: Minnesota 37, IU 48 **3-Pt Goals:** Minn - 8-19 (Rickert 2-4, Rychart 0-2, Fleming 1-5, Bennett 1-3, Burleson 1-1, Bauer 3-4) IU - 10-24 (Jeffries 0-1, Fife 3-6, Coverdale 5-11, Hornsby 2-4, Moye 0-1, Perry 0-1)
Turnovers: Minnesota 8, IU 17 **Personal Fouls:** Minnesota 19, IU 21
Technical: IU - bench **Fouled Out:** IU - Newton **Att:** 14,492

MINNESOTA Iowa	86 78	Game 21 February 9, 2002 Carver Hawkeye Arena Iowa City, Iowa
Attendance: 15,500		

Recap: Utilizing a 20-2 run to open the second half, along with 23 points and five rebounds by Rick Rickert, the Minnesota Golden Gophers downed the Iowa Hawkeyes, 86-78 in Iowa City, Iowa. The win marked Minnesota's fourth consecutive, as the Golden Gophers chalked up just their second road victory of the season. Rickert posted double figures for the seventh consecutive game, while Dusty Rychart added 15 points and 13 rebounds for his fifth double-double of the season and 19th of his career. Rychart has scored in double figures in eight straight games.

Minnesota	Min	FG-A	FT-A	R	A	Pt	Iowa	Min	FG-A	FT-A	R	A	Pt
Rickert, F	31	7-10	8-9	5	2	23	Worley, F	22	3-8	0-0	3	1	6
Rychart, F	38	5-8	4-6	13	4	15	Evans, F	38	1-6	3-6	16	2	5
Holman, C	24	3-6	2-5	2	0	8	Sonderleiter, C	14	2-5	3-3	2	1	7
Fleming, G	27	1-5	7-8	3	0	9	Pierce, G	16	0-3	0-2	0	2	0
Bennett, G	35	5-7	0-0	5	2	11	Recker, G	35	5-13	11-11	2	3	25
Hargrow	7	0-0	1-2	1	2	1	Leslie	2	0-0	0-0	1	0	0
Burleson	22	2-4	2-3	3	4	6	Hogan	22	2-6	5-7	0	5	10
Esselink	4	1-1	0-0	0	1	3	Reiner	8	0-3	0-0	3	1	0
Bauer	12	3-7	2-2	0	0	10	Boyd	23	4-8	0-0	1	1	10
TEAM	2						Henderson	15	3-4	5-8	3	0	13
Totals	200	27-48	26-35	34	15	86	Thompson	5	0-0	2-3	0	0	2
							TEAM	3					
							Totals	200	20-56	29-40	34	16	78

Halftime: Minnesota 36, UI 45 **3-Pt Goals:** Minn - 6-17 (Rickert 1-4, Rychart 1-1, Fleming 0-3, Bennett 1-1, Burleson 0-2, Esselink 1-1, Bauer 2-5) UI - 9-25 (Worley 0-2, Sonderleiter 0-2, Pierce 0-2, Recker 4-9, Hogan 1-3, Boyd 2-5, Henderson 2-2)

Turnovers: Minnesota 20, UI 18 **Personal Fouls:** Minnesota 26, UI 25
Technical: none **Fouled Out:** Minn - Rychart, Burleson Iowa - Worley **Att:** 15,500

MINNESOTA Northwestern	56 58	Game 22 February 13, 2002 Welsh-Ryan Arena Evanston, Ill.
Attendance: 3,613		

Recap: After winning four straight, the Golden Gophers lost 58-56 to Northwestern at Welsh-Ryan Arena in Evanston, Ill. The Gophers were led by Rick Rickert's 17 points and 10 rebounds. Rickert had 13 points and eight rebounds in the first half. Dusty Rychart added 16 points and six rebounds. It was Rychart's ninth consecutive game in double figures and Rickert's eighth straight. It was also Rickert's second double-double of his career after posting 14 points and 10 rebounds versus Eastern Washington on Nov. 24.

Minnesota	Min	FG-A	FT-A	R	A	Pt	Northwestern	Min	FG-A	FT-A	R	A	Pt
Rickert, F	38	5-11	5-6	10	2	17	Blake, F	40	4-16	3-4	2	2	14
Rychart, F	32	7-10	0-0	6	1	32	Hardy, F	40	6-13	0-2	10	2	13
Holman, C	32	3-5	0-2	3	4	6	Jennings, C	13	4-7	0-0	1	0	8
Fleming, G	27	2-6	1-2	1	4	6	Young, G	36	5-10	0-3	8	4	12
Bennett, G	18	1-2	0-0	3	1	2	Drayton, G	28	1-5	2-2	4	2	4
Robinson	3	0-0	0-0	1	1	0	Vukusic	10	0-1	0-0	0	2	0
Hargrow	7	0-1	0-0	2	0	0	Long	13	1-3	0-0	0	2	3
Burleson	24	2-5	0-0	3	4	5	Burke	20	1-3	2-2	2	1	4
Esselink	3	0-0	0-0	0	0	0	TEAM	4					
Bauer	16	2-6	0-0	3	0	4	Totals	200	22-58	7-13	31	15	58
TEAM	4												
Totals	200	22-46	6-10	36	17	56							

Halftime: Minnesota 29, NU 28 **3-Pt Goals:** Minn - 6-19 (Rickert 2-6, Rychart 2-2, Fleming 1-4, Bennett 0-1, Burleson 1-4, Bauer 0-2) NU - 7-27 (Blake 3-12, Hardy 1-3, Jennings 0-1, Young 2-4, Drayton 0-3, Long 1-3, Burke 0-1)

Turnovers: Minnesota 17, NU 9 **Personal Fouls:** Minnesota 18, NU 16
Technical: none **Fouled Out:** none **Att:** 3,613

MINNESOTA Wisconsin	62 67	Game 23 February 16, 2002 Williams Arena Minneapolis, Minn.
Attendance: 14,854		

Recap: Wisconsin went on a 21-7 run over the final five minutes to lead the Badgers to a 67-62 win over Minnesota this afternoon at Williams Arena. Kirk Penney scored 28 of his 30 points in the second half to end the Golden Gophers' eight-game home winning streak. The attendance of 14,854 was the largest crowd of the year at Williams Arena. Minnesota was led by Jerry Holman, who tied a career-high with 17 points on 7-of-10 shooting. Rick Rickert added 12 points and a career-high five assists. Dusty Rychart was held under 10 points for the first time in 10 games with just eight points.

Minnesota	Min	FG-A	FT-A	R	A	Pt	Wisconsin	Min	FG-A	FT-A	R	A	Pt
Rickert, F	30	5-15	1-2	5	5	12	Penney, F	34	9-13	6-7	5	1	30
Rychart, F	30	4-6	0-0	8	4	8	Wills, F	27	1-4	0-2	2	1	2
Holman, C	27	7-10	3-6	3	0	17	Mader, C	16	2-4	2-2	3	1	6
Fleming, G	14	2-5	0-0	3	4	6	Davis, G	34	3-7	3-5	8	7	9
Bennett, G	29	1-1	0-0	4	0	2	Harris, G	37	3-9	3-3	2	2	11
Robinson	6	0-1	0-0	1	2	0	Hanson	0+	0-0	0-0	0	0	0
Hargrow	18	2-4	2-2	2	2	6	Owens	15	1-4	0-0	2	0	3
Burleson	21	1-6	0-0	0	3	2	Plank	4	0-1	0-0	0	0	0
Esselink	6	1-2	0-0	0	0	2	Wilkinson	33	2-9	2-2	5	2	6
Bauer	19	3-4	0-0	5	0	7	TEAM	2					
TEAM	3						Totals	200	21-51	16-21	29	14	67
Totals	200	26-54	6-10	34	20	62							

Halftime: Minnesota 34, WI 29 **3-Pt Goals:** Minn - 4-18 (Rickert 1-6, Rychart 0-1, Fleming 2-3, Robinson 0-1, Burleson 0-4, Bauer 1-2) WI - 9-23 (Penney 6-9, Wills 0-2, Davis 0-2, Harris 2-6, Owens 1-2, Wilkinson 0-2)

Turnovers: Minnesota 14, WI 11 **Personal Fouls:** Minnesota 20, WI 14
Technical: none **Fouled Out:** WI - Mader **Att:** 14,854

MINNESOTA Michigan State	55 74	Game 24 February 21, 2002 Breslin Center East Lansing, Mich.
Attendance: 14,854		

Recap: For the first time this season, the Golden Gophers have dropped three straight games, following a 74-55 loss in East Lansing, Mich. to the Spartans. Seniors Dusty Rychart and Kerwin Fleming led the way for Minnesota, scoring 13 points apiece. Rychart was 6-of-9 from the field, while grabbing a team-high six rebounds. Fleming was 6-of-9 from the free-throw line. Rychart has scored in double figures in 10 of his last 11 games. Adam Ballinger paced the Spartans with 20 points and nine rebounds, while Chris Hill and Marcus Taylor added 15 and 11 points, respectively.

Minnesota	Min	FG-A	FT-A	R	A	Pt	Michigan State	Min	FG-A	FT-A	R	A	Pt
Rickert, F	29	2-6	1-3	2	1	5	Anagonye, F	22	1-2	2-2	6	1	4
Rychart, F	30	6-9	1-1	6	2	13	Ballinger, F	33	7-12	4-4	9	1	20
Holman, C	15	3-4	0-1	2	1	6	Taylor, G	31	2-11	6-6	1	6	11
Fleming, G	26	3-7	6-9	2	1	13	Hill, G	35	5-12	2-2	3	5	15
Bennett, G	26	2-7	0-0	4	0	4	Anderson, G	26	3-3	2-6	4	3	8
Robinson	2	0-0	0-0	0	0	0	Alexander	0+	0-0	0-0	0	0	0
Hargrow	13	1-4	0-0	0	2	2	Ishbia	0+	0-0	0-0	0	1	0
Burleson	24	2-4	0-0	2	3	5	Torbert	23	1-5	3-3	3	2	5
Esselink	8	2-3	1-2	1	0	6	Bograkos	7	1-1	0-0	3	0	2
Bauer	27	0-6	0-0	2	1	0	Andreas	20	2-2	1-2	1	1	5
TEAM	5						Westrick	3	2-2	0-0	0	0	4
Totals	200	21-50	9-16	25	12	55	TEAM	2					
							Totals	200	24-50	20-25	34	20	74

Halftime: Minnesota 29, MSU 32 **3-Pt Goals:** Minn - 4-18 (Rickert 0-2, Bennett 0-4, Fleming 1-3, Hargrow 0-2, Burleson 2-3, Esselink 1-2, Bauer 0-2) MSU - 6-19 (Ballinger 2-3, Taylor 1-7, Hill 3-7, Torbert 0-2)

Turnovers: Minnesota 12, MSU 11 **Personal Fouls:** Minnesota 22, MSU 17
Technical: none **Fouled Out:** MN - Burleson, Fleming **Att:** 14,759

MINNESOTA Penn State	68	Game 25
	64	
Attendance: 10,317		February 23, 2002 Bryce Jordan Center State College, Pa.

Recap: Minnesota survived a scare from last-place Penn State but prevailed 68-64 in State College, Pa. The Gophers found a way to win after seeing two 10-point second half leads disappear. Due to foul trouble and tough PSU defense, Rick Rickert was held to one point in the second half after scoring 13 in the first half. Travarus Bennett and Michael Bauer picked up the slack by tallying 14 and 10 points respectively. All of Bauer's points came in the second stanza and Bennett lead the team with nine rebounds. Kevin Burleson tied a season-high with five steals and also dished out six assists.

Minnesota	Min	FG-A	FT-A	R	A	Pt	Penn State	Min	FG-A	FT-A	R	A	Pt
Rickert, F	28	5-11	4-6	4	0	14	Tate, F	31	3-8	4-6	0	1	13
Rychart, F	21	2-5	2-2	1	2	6	Jagla, F	35	2-7	3-3	10	0	8
Holman, C	18	3-9	1-4	6	1	7	Smith, F	21	3-6	4-4	5	3	10
Fleming, G	30	2-5	1-2	3	2	6	Krimmel, G	4	1-1	0-1	1	0	2
Bennett, G	28	4-6	3-4	9	2	14	Crenshaw, G	1	0-0	0-0	0	0	0
Robinson	2	0-0	0-0	0	0	0	Watkins	24	2-8	1-2	2	3	7
Hargrow	9	0-3	0-0	1	0	0	Chambliss	35	2-9	4-4	5	2	10
Burleson	30	2-3	2-2	3	6	6	Fellows	2	0-0	0-0	0	0	0
Esselink	11	2-4	0-0	0	1	5	Vossekuil	19	3-5	1-1	0	0	8
Bauer	23	3-10	2-2	5	1	10	Tielsch	11	1-3	0-2	3	2	2
TEAM				6			Egekeze	13	1-1	1-2	3	0	3
Totals	200	23-56	15-22	38	15	68	McDougald	4	0-1	1-5	0	0	1
							TEAM				2		
							Totals	200	18-50	19-30	31	11	64

Halftime: Minnesota 32, PSU 35 **3-Pt Goals:** Minn - 7-17 (Rickert 0-3, Bennett 3-4, Fleming 1-2, Esselink 1-2, Bauer 2-6) PSU - 9-26 (Tate 3-7, Jagla 1-3, Smith 0-2, Watkins 2-3, Chambliss 2-7, Vossekuil 1-2, Tielsch 0-2)
Turnovers: Minnesota 18, PSU 20 **Personal Fouls:** Minnesota 25, PSU 20
Technical: none **Fouled Out:** MN - Rychart, PSU - Watkins **Att:** 10,317

University of Minnesota

Minnesota Golden Gophers Season Schedule/Results & Leaders (as of Feb 26, 2002)
All games

RECORD:	OVERALL	HOME	AWAY	NEUTRAL
ALL GAMES.....	(15-10)	(12-2)	(3-8)	(0-0)
CONFERENCE.....	(8-6)	(5-1)	(3-5)	(0-0)
NON-CONFERENCE.....	(7-4)	(7-1)	(0-3)	(0-0)

DATE	TIME	OPPONENT		SCORE	ATTEND	HIGH POINTS	HIGH REBOUNDS
11/17/01	4:05	MERCER BEARS	W	80-59	12534	(18)Bauer, Michael	(9)Rychart, Dusty
11/21/01	7:05 p.m.	NORTH CAROLINA-ASHEVILLE	W	92-65	12188	(19)Bauer, Michael	(7)Rychart, Dusty
11/24/01	7:05 p.m.	EASTERN WASHINGTON EAGLES	W	86-68	12533	(17)Bauer, Michael	(10)Rickert, Rick
11/27/01	9:30 pm	at Wake Forest		79-85	L 9227	(22)Rychart, Dusty	(13)Rychart, Dusty
12/1/01	1:05 p.m.	UT-PAN AMERICAN BRONCS	W	89-72	12110	(19)Bennett, Travarus	(6)Rychart, Dusty
							(6)Fleming, Kerwin
12/4/01	7:05 p.m.	UNC-WILMINGTON SEAHAWKS		50-58	L 12069	(13)Rickert, Rick	(6)Rickert, Rick
12/07/01	7:30 p.m.	at Georgia Bulldogs		55-77	L 7158	(10)Rychart, Dusty	(11)Rychart, Dusty
12/10/01	6:00 p.m.	OREGON DUCKS	W	75-72	12610	(28)Rickert, Rick	(9)Rickert, Rick
12/13/01	7:05 p.m.	MARYLAND-EASTERN SHORE HAWKS	W	95-48	12155	(17)Rychart, Dusty	(10)Rychart, Dusty
12/22/01	7:05 p.m.	NEBRASKA CORNHUSKERS	W	81-72	13435	(18)Rychart, Dusty	(9)Rychart, Dusty
12/30/01	3:15 pm	at Texas Tech		60-80	L 14232	(20)Rychart, Dusty	(10)Bennett, Travarus
01/02/02	7:00 pm	* at University of Illinois		53-76	L 16500	(16)Bauer, Michael	(7)Bennett, Travarus
1/5/02	3:30 p.m.	* MICHIGAN STATE SPARTANS	W	70-67	13696	(16)Holman, Jerry	(5)Rychart, Dusty
1/9/02	7:00 p.m.	* MICHIGAN WOLVERINES	W	90-82	13172	(19)Burlerson, Kevin	(7)Rychart, Dusty
						(19)Rychart, Dusty	(7)Bauer, Michael
01/12/02	2:30 PM EST	* at Purdue	W	87-71	12488	(24)Burlerson, Kevin	(7)Rickert, Rick
						(24)Rickert, Rick	
1/16/02	7:00PM CST	* at Wisconsin		64-73	L 16363	(17)Rychart, Dusty	(10)Rychart, Dusty
01/19/02	4:30pm	* at Michigan		69-71	L 11603	(17)Bauer, Michael	(9)Rychart, Dusty
1/26/02	3:30 p.m.	* OHIO STATE BUCKEYES	W	89-71	13838	(21)Bennett, Travarus	(7)Bennett, Travarus
01/30/02	07:00 PM	* PENN STATE NITTANY LIONS	W	94-70	13130	(26)Rickert, Rick	(8)Holman, Jerry
2/2/02	3:30 p.m.	* INDIANA HOOSIERS	W	88-74	14492	(27)Rickert, Rick	(8)Bennett, Travarus
2/9/02	2:05 p.m.	* at Iowa Hawkeyes	W	86-78	15500	(23)Rickert, Rick	(13)Rychart, Dusty
02/13/02	7:00 pm	* at Northwestern		56-58	L 3613	(17)RICKERT, Rick	(10)RICKERT, Rick
2/16/02	1:30 p.m.	* WISCONSIN BADGERS		62-67	L 14854	(17)Holman, Jerry	(8)Rychart, Dusty
2/21/02	7:00 p.m.	* at Michigan State		55-74	L 14759	(13)Rychart, Dusty	(6)Rychart, Dusty
						(13)Fleming, Kerwin	
2/23/02	12:15 p.m.	* at Penn State	W	68-64	10317	(14)Rickert, Rick	(9)Bennett, Travarus
						(14)Bennett, Travarus	

* - Conference game

ATTENDANCE SUMMARY	GAMES	TOTALS	AVG/GAME
HOME.....	14	182816	13058
AWAY.....	11	131760	11978
NEUTRAL.....	0	0	0
TOTAL.....	25	314576	12583

University of Minnesota
Minnesota Golden Gophers Combined Team Statistics (as of Feb 26, 2002)
All games

RECORD:	OVERALL	HOME	AWAY	NEUTRAL
ALL GAMES	(15-10)	(12-2)	(3-8)	(0-0)
CONFERENCE	(8-6)	(5-1)	(3-5)	(0-0)
NON-CONFERENCE	(7-4)	(7-1)	(0-3)	(0-0)

##	Player	GP-GS	Min--Avg	---TOTAL---			---3-PTS---			---REBOUNDS---						Pts	Avg													
				FG-FGA	Pct	3FG-FGA	Pct	FT-FTA	Pct	Off	Def	Tot	Avg	PF	FO			A	TO	Blk	Stl									
1	Rickert, Rick.....	25-25	696 27.8	127-245	.518	31-90	.344	69-96	.719	38	91	129	5.2	73	2	34	46	29	19	354	14.2									
45	Rychart, Dusty.....	25-25	733 29.3	130-238	.546	11-33	.333	55-72	.764	72	101	173	6.9	65	2	55	63	6	19	326	13.0									
41	Bauer, Michael.....	25-16	592 23.7	92-210	.438	35-100	.350	33-44	.750	30	62	92	3.7	52	1	32	38	26	13	252	10.1									
40	Holman, Jerry.....	25-9	535 21.4	95-171	.556	0-0	.000	32-54	.593	30	62	92	3.7	67	1	26	36	34	13	222	8.9									
21	Bennett, Travarus..	25-23	662 26.5	65-129	.504	25-56	.446	52-68	.765	48	75	123	4.9	62	0	38	28	18	51	207	8.3									
15	Fleming, Kerwin....	24-10	534 22.3	53-144	.368	22-63	.349	47-70	.671	10	45	55	2.3	59	3	37	46	1	18	175	7.3									
12	Burleson, Kevin....	25-17	644 25.8	92-145	.359	21-77	.273	37-49	.755	16	37	53	2.1	63	4	126	46	9	38	162	6.5									
11	Hargrow, Maurice...	22-0	221 10.0	31-65	.477	5-15	.333	19-26	.731	8	21	29	1.3	15	0	13	16	1	4	86	3.9									
31	Esselink, Steve....	23-0	185 8.0	24-53	.453	11-28	.393	2-4	.500	8	11	19	0.8	15	0	22	21	0	9	61	2.7									
30	Lorang, Justin.....	8-0	30 3.8	6-11	.545	0-2	.000	1-5	.200	0	3	3	0.4	0	0	0	2	0	1	13	1.6									
3	Robinson, Aaron....	20-0	118 5.9	2-20	.100	2-11	.182	5-11	.455	1	11	12	0.6	16	0	17	17	1	12	11	0.6									
24	Bolden, Tyree.....	7-0	17 2.4	1-4	.250	0-1	.000	1-2	.500	2	3	5	0.7	3	0	0	2	0	0	3	0.4									
35	Chall, Randy.....	7-0	16 2.3	0-3	.000	0-0	.000	1-2	.500	0	3	3	0.4	2	0	0	0	0	1	1	0.1									
5	Hokenson, Wade....	7-0	17 2.4	0-2	.000	0-1	.000	0-0	.000	0	3	3	0.4	0	0	2	1	0	0	0	0.0									
TEAM.....											52	39	91	3.6	0		2													
Total.....		25	5000	678-1440	.471	163-477	.342	354-503	.704	315	567	882	35.3	492	13	402	364	125	198	1873	74.9									
Opponents.....		25	5000	572-1371	.417	188-532	.353	420-574	.732	310	524	834	33.4	471	-	351	394	82	182	1752	70.1									

TEAM STATISTICS	MINN	OPP	DATE	OPPONENT	W/L	SCORE	ATTEND
SCORING.....	1873	1752	11/17/01	MERCER BEARS	W	80-59	12534
Points per game.....	74.9	70.1	11/21/01	NORTH CAROLINA-ASHEVILLE	W	92-65	12188
Scoring margin.....	+4.8	-	11/24/01	EASTERN WASHINGTON EAGLES	W	86-68	12533
FIELD GOALS-ATT.....	678-1440	572-1371	11/27/01	at Wake Forest	L	79-85	9227
Field goal pct.....	.471	.417	12/1/01	UT-PAN AMERICAN BRONCS	W	89-72	12110
3 POINT FG-ATT.....	163-477	188-532	12/4/01	UNC-WILMINGTON SEAHAWKS	L	50-58	12069
3-point FG pct.....	.342	.353	12/07/01	at Georgia Bulldogs	L	55-77	7158
3-pt FG made per game..	6.5	7.5	12/10/01	OREGON DUCKS	W	75-72	12610
FREE THROWS-ATT.....	354-503	420-574	12/13/01	MARYLAND-EASTERN SHORE HAWKS	W	95-48	12155
Free throw pct.....	.704	.732	12/22/01	NEBRASKA CORNHUSKERS	W	81-72	13435
REBOUNDS.....	882	834	12/30/01	at Texas Tech	L	60-80	14232
Rebounds per game.....	35.3	33.4	*01/02/02	at University of Illinois	L	53-76	16500
Rebounding margin.....	+1.9	-	*1/5/02	MICHIGAN STATE SPARTANS	W	70-67	13696
ASSISTS.....	402	351	*1/9/02	MICHIGAN WOLVERINES	W	90-82	13172
Assists per game.....	16.1	14.0	*01/12/02	at Purdue	W	87-71	12488
TURNOVERS.....	364	394	*1/16/02	at Wisconsin	L	64-73	16363
Turnovers per game.....	14.6	15.8	*01/19/02	at Michigan	L	69-71	11603
Turnover margin.....	+1.2	-	*1/26/02	OHIO STATE BUCKEYES	W	89-71	13838
Assist/turnover ratio..	1.1	0.9	*01/30/02	PENN STATE NITTANY LIONS	W	94-70	13130
STEALS.....	198	182	*2/2/02	INDIANA HOOSIERS	W	88-74	14492
Steals per game.....	7.9	7.3	*2/9/02	at Iowa Hawkeyes	W	86-78	15500
BLOCKS.....	125	82	*02/13/02	at Northwestern	L	56-58	3613
Blocks per game.....	5.0	3.3	*2/16/02	WISCONSIN BADGERS	L	62-67	14854
WINNING STREAK.....	1	-	*2/21/02	at Michigan State	L	55-74	14759
Home win streak.....	0	-	*2/23/02	at Penn State	W	68-64	10317
ATTENDANCE.....	182816	131760					
Home games-Avg/Game....	14-13058	11-11978					
Neutral site-Avg/Game..	-	0-0					

SCORE BY PERIODS:	1st	2nd	Total
-----	-----	-----	-----
Minnesota Golden Gophers.....	893	980	- 1873
Opponents.....	812	940	- 1752

University of Minnesota
Minnesota Golden Gophers Combined Team Statistics (as of Feb 26, 2002)
Conference games

RECORD:	OVERALL	HOME	AWAY	NEUTRAL
ALL GAMES.....	(8-6)	(5-1)	(3-5)	(0-0)
CONFERENCE.....	(8-6)	(5-1)	(3-5)	(0-0)
NON-CONFERENCE.....	(0-0)	(0-0)	(0-0)	(0-0)

##	Player	GP-GS	Min--Avg	---TOTAL---		---3-PTS---		FT-FTA	Pct	----REBOUNDS----				PF	FO	A	TO	Blk	Stl	Pts	Avg
				FG-FGA	Pct	3FG-FGA	Pct			Off	Def	Tot	Avg								
04	Rickert, Rick.....	14-14	399 28.5	76-142	.535	18-49	.367	52-71	.732	18	48	66	4.7	42	1	20	33	14	9	222	15.9
45	Rychart, Dusty.....	14-14	431 30.8	74-129	.574	4-16	.250	24-31	.774	36	53	89	6.4	39	2	33	42	4	11	176	12.6
41	Bauer, Michael.....	14-6	320 22.9	50-109	.459	19-49	.388	12-17	.706	13	30	43	3.1	26	0	19	24	12	6	131	9.4
40	Holman, Jerry.....	14-8	314 22.4	57-95	.600	0-0	.000	14-28	.500	9	36	45	3.2	39	0	17	16	20	3	128	9.1
15	Fleming, Kerwin.....	14-8	341 24.4	29-75	.387	13-35	.371	31-50	.620	4	27	31	2.2	35	3	24	32	0	12	102	7.3
21	Bennett, Travarus..	14-14	385 27.5	31-58	.534	11-24	.458	26-32	.813	19	56	75	5.4	40	0	24	18	11	28	99	7.1
12	Burleson, Kevin....	14-6	355 25.4	28-69	.406	10-36	.278	26-33	.788	7	24	31	2.2	35	3	64	27	5	19	92	6.6
11	Hargrow, Maurice...	13-0	131 10.1	16-32	.500	1-5	.200	13-18	.722	5	9	14	1.1	11	0	8	10	0	2	46	3.5
30	Lorang, Justin.....	2-0	6 3.0	2-3	.667	0-1	.000	1-2	.500	0	0	0	0.0	0	0	0	0	0	1	5	2.5
31	Esselink, Steve....	13-0	81 6.2	11-18	.611	5-9	.556	1-2	.500	3	2	5	0.4	11	0	8	11	0	4	28	2.2
24	Bolden, Tyree.....	1-0	2 2.0	1-1	1.000	0-0	.000	0-0	.000	1	1	2	2.0	1	0	0	0	0	0	2	2.0
5	Hokenson, Wade...	2-0	3 1.5	0-0	.000	0-0	.000	0-0	.000	0	1	1	0.5	0	0	1	0	0	0	0	0.0
3	Robinson, Aaron....	9-0	29 3.2	0-2	.000	0-2	.000	0-1	.000	0	4	4	0.4	4	0	3	4	0	3	0	0.0
35	Chall, Randy.....	2-0	3 1.5	0-1	.000	0-0	.000	0-0	.000	0	1	1	0.5	0	0	0	0	0	0	0	0.0
TEAM.....										25	20	45	3.2	0				1			
Total.....		14	2800	375-734	.511	81-226	.358	200-285	.702	140	312	452	32.3	283	9	221	218	66	98	1031	73.6
Opponents.....		14	2800	317-770	.412	109-315	.346	253-341	.742	176	262	438	31.3	271	-	204	199	36	104	996	71.1

TEAM STATISTICS	MINN	OPP	DATE	OPPONENT	W/L	SCORE	ATTEND
SCORING.....	1031	996	*01/02/02	at University of Illinois	L	53-76	16500
Points per game.....	73.6	71.1	*1/5/02	MICHIGAN STATE SPARTANS	W	70-67	13696
Scoring margin.....	+2.5	-	*1/9/02	MICHIGAN WOLVERINES	W	90-82	13172
FIELD GOALS-ATT.....	375-734	317-770	*01/12/02	at Purdue	W	87-71	12488
Field goal pct.....	.511	.412	*1/16/02	at Wisconsin	L	64-73	16363
3 POINT FG-ATT.....	81-226	109-315	*01/19/02	at Michigan	L	69-71	11603
3-point FG pct.....	.358	.346	*1/26/02	OHIO STATE BUCKEYES	W	89-71	13838
3-pt FG made per game..	5.8	7.8	*01/30/02	PENN STATE NITTANY LIONS	W	94-70	13130
FREE THROWS-ATT.....	200-285	253-341	*2/2/02	INDIANA HOOSIERS	W	88-74	14492
Free throw pct.....	.702	.742	*2/9/02	at Iowa Hawkeyes	W	86-78	15500
REBOUNDS.....	452	438	*02/13/02	at Northwestern	L	56-58	3613
Rebounds per game.....	32.3	31.3	*2/16/02	WISCONSIN BADGERS	L	62-67	14854
Rebounding margin.....	+1.0	-	*2/21/02	at Michigan State	L	55-74	14759
ASSISTS.....	221	204	*2/23/02	at Penn State	W	68-64	10317
Assists per game.....	15.8	14.6					
TURNOVERS.....	218	199					
Turnovers per game.....	15.6	14.2					
Turnover margin.....	-1.4	-					
Assist/turnover ratio..	1.0	1.0					
STEALS.....	98	104					
Steals per game.....	7.0	7.4					
BLOCKS.....	66	36					
Blocks per game.....	4.7	2.6					
WINNING STREAK.....	1	-					
Home win streak.....	0	-					
ATTENDANCE.....	83182	101143					
Home games-Avg/Game....	6-13864	8-12643					
Neutral site-Avg/Game..	-	0-0					

SCORE BY PERIODS:	1st	2nd	Total
Minnesota Golden Gophers.....	482	549	1031
Opponents.....	484	512	996

University of Minnesota
Minnesota Golden Gophers Team Game-by-Game (as of Feb 26, 2002)
All games

TEAM STATISTICS

Opponent	Date	Score	W/L	---TOTAL---		--3-PTRS--		----REBOUNDS----										Pts---Avg		
				FG-FGA	Pct	3FG-FGA	Pct	FT-FTA	Pct	Off	Def	Tot	Avg	PF	A	TO	Blk	Stl	Pts	Avg
MERCER BEARS	11/17/01	80-59	W	28-69	.406	9-29	.310	15-24	.625	20	26	46	46.0	21	19	10	5	10	80	80.0
NORTH CAROLINA-ASHEVI	11/21/01	92-65	W	39-74	.527	6-17	.353	8-11	.727	20	19	39	42.5	13	26	12	4	15	92	86.0
EASTERN WASHINGTON EA	11/24/01	86-68	W	30-55	.545	9-21	.429	17-28	.607	10	23	33	39.3	20	21	17	10	12	86	86.0
at Wake Forest	11/27/01	79-85	L	30-73	.411	9-26	.346	10-12	.833	20	21	41	39.8	23	9	11	2	7	79	84.2
UT-PAN AMERICAN BRONC	12/1/01	89-72	W	29-61	.475	8-17	.471	23-27	.852	14	23	37	39.2	20	16	16	8	11	89	85.2
UNC-WILMINGTON SEAHAW	12/4/01	50-58	L	19-52	.365	7-20	.350	5-9	.556	10	26	36	38.7	19	11	16	12	5	50	79.3
at Georgia Bulldogs	12/07/01	55-77	L	19-66	.288	4-24	.167	13-20	.650	21	26	47	39.9	17	7	20	6	7	55	75.9
OREGON DUCKS	12/10/01	75-72	W	26-65	.400	6-24	.250	17-23	.739	15	20	35	39.2	14	13	9	2	9	75	75.8
MARYLAND-EASTERN SHOR	12/13/01	95-48	W	32-58	.552	9-19	.474	22-28	.786	13	29	42	39.6	15	25	13	6	9	95	77.9
NEBRASKA CORNHUSKERS	12/22/01	81-72	W	29-60	.483	9-25	.360	14-21	.667	14	19	33	38.9	19	18	11	3	11	81	78.2
at Texas Tech	12/30/01	60-80	L	22-73	.301	6-29	.207	10-15	.667	18	23	41	39.1	28	16	11	1	4	60	76.5
at University of Illi	01/02/02	53-76	L	22-54	.407	3-13	.231	6-11	.545	10	18	28	38.2	19	14	17	4	6	53	74.6
MICHIGAN STATE SPARTA	1/5/02	70-67	W	22-49	.449	5-16	.313	21-29	.724	7	19	26	37.2	17	12	11	8	8	70	74.2
MICHIGAN WOLVERINES	1/9/02	90-82	W	34-49	.694	8-13	.615	14-20	.700	7	25	32	36.9	19	17	23	7	5	90	75.4
at Purdue	01/12/02	87-71	W	31-52	.596	8-16	.500	17-22	.773	7	22	29	36.3	17	16	19	1	9	87	76.1
at Wisconsin	1/16/02	64-73	L	25-55	.455	3-17	.176	11-18	.611	14	27	41	36.6	25	11	20	4	3	64	75.4
at Michigan	01/19/02	69-71	L	24-55	.436	6-17	.353	15-20	.750	14	21	35	36.5	17	15	16	1	6	69	75.0
OHIO STATE BUCKEYES	1/26/02	89-71	W	30-50	.600	9-15	.600	20-24	.833	6	21	27	36.0	19	18	11	8	5	89	75.8
PENN STATE NITTANY LI	01/30/02	94-70	W	36-58	.621	4-11	.364	18-24	.750	15	23	38	36.1	20	24	12	4	9	94	76.7
INDIANA HOOSIERS	2/2/02	88-74	W	32-58	.552	8-19	.421	16-24	.667	6	23	29	35.8	19	15	8	7	11	88	77.3
at Iowa Hawkeyes	2/9/02	86-78	W	27-48	.563	6-17	.353	26-35	.743	10	24	34	35.7	26	15	20	4	9	86	77.7
at Northwestern	02/13/02	56-58	L	22-46	.478	6-19	.316	6-10	.600	12	24	36	35.7	18	17	17	10	6	56	76.7
WISCONSIN BADGERS	2/16/02	62-67	L	26-54	.481	4-18	.222	6-10	.600	8	26	34	35.6	20	20	14	3	4	62	76.1
at Michigan State	2/21/02	55-74	L	21-50	.420	4-18	.222	9-16	.563	10	15	25	35.2	22	12	12	1	6	55	75.2
at Penn State	2/23/02	68-64	W	23-56	.411	7-17	.412	15-22	.682	14	24	38	35.3	25	15	18	4	11	68	74.9
Minnesota Golden Gophers		1873		678-1440	.471	163-477	.342	354-503	.704	315	567	882	35.3	492	402	364	125	198	1873	74.9
Opponents		1752		572-1371	.417	188-532	.353	420-574	.732	310	524	834	33.4	471	351	394	82	182	1752	70.1

Games played: 25
Points/game: 74.9
FG Pct: 47.1
3FG Pct: 34.2
FT Pct: 70.4

Rebounds/game: 35.3
Assists/game: 16.1
Turnovers/game: 14.6
Assist/turnover ratio: 1.1
Steals/game: 7.9
Blocks/game: 5.0

University of Minnesota

Minnesota Golden Gophers Game-by-Game Points-Rebounds-Assists (as of Feb 26, 2002)

All games

Opponent	Date	Score	WL	03	04	5	11	12	15	21	24	30
				ROBINSON	RICKERT, R	HOKENSON,	HARGROW, M	BURLESON,	FLEMING, K	BENNETT, T	BOLDEN, TY	LORANG, JU
MERCER BEARS	11/17/01	80-59	W	1- 3- 3	17- 6- 1	0- 0- 0	7- 1- 0	4- 3- 4	5- 1- 1	1- 1- 4	0- 0- 0	0- 1- 0
NORTH CAROLINA-ASHEVILLE	11/21/01	92-65	W	0- 0- 2	15- 4- 3	0- 0- 0	11- 2- 1	0- 2- 11	6- 0- 1	11- 5- 1	1- 1- 0	4- 1- 0
EASTERN WASHINGTON EAGLES	11/24/01	86-68	W	5- 0- 2	14-10- 2	0- 0- 0	2- 3- 0	6- 2- 8	7- 2- 2	7- 3- 1	0- 0- 0	2- 0- 0
at Wake Forest	11/27/01	79-85	L	0- 0- 0	9- 5- 2	DNP	0- 0- 0	12- 0- 4	9- 1- 2	12- 7- 0	DNP	DNP
UT-PAN AMERICAN BRONCS	12/1/01	89-72	W	2- 0- 2	8- 5- 4	DNP	4- 3- 0	10- 3- 6	7- 6- 1	19- 4- 0	0- 0- 0	0- 0- 0
UNC-WILMINGTON SEAHAWKS	12/4/01	50-58	L	3- 2- 0	13- 6- 1	DNP	5- 1- 1	8- 2- 5	4- 5- 1	0- 0- 0	DNP	DNP
at Georgia Bulldogs	12/07/01	55-77	L	0- 1- 0	7- 7- 0	0- 1- 1	7- 3- 0	4- 0- 1	5- 4- 1	8- 6- 2	DNP	DNP
OREGON DUCKS	12/10/01	75-72	W	0- 0- 0	28- 9- 0	DNP	DNP	6- 1- 5	14- 3- 2	11- 5- 0	DNP	DNP
MARYLAND-EASTERN SHORE	12/13/01	95-48	W	0- 2- 4	5- 4- 1	0- 1- 0	DNP	5- 4- 8	8- 0- 1	16- 2- 2	0- 2- 0	2- 0- 0
NEBRASKA CORNHUSKERS	12/22/01	81-72	W	0- 0- 1	14- 3- 0	DNP	2- 0- 2	9- 0- 5	8- 2- 1	8- 5- 1	DNP	DNP
at Texas Tech	12/30/01	60-80	L	0- 0- 0	2- 4- 0	DNP	2- 2- 1	6- 5- 5	DNP	15-10- 3	0- 0- 0	0- 1- 0
at University of Illinois	01/02/02	53-76	L	0- 0- 0	5- 1- 1	0- 1- 0	0- 0- 0	0- 2- 4	4- 0- 1	6- 7- 3	DNP	DNP
MICHIGAN STATE SPARTANS	1/5/02	70-67	W	DNP	15- 4- 2	DNP	DNP	5- 2- 2	6- 3- 1	7- 3- 1	DNP	DNP
MICHIGAN WOLVERINES	1/9/02	90-82	W	0- 0- 0	7- 3- 0	DNP	6- 1- 0	19- 3- 4	7- 1- 2	5- 3- 3	DNP	DNP
at Purdue	01/12/02	87-71	W	0- 0- 0	24- 7- 1	DNP	2- 0- 1	24- 3- 5	7- 1- 1	7- 6- 2	DNP	DNP
at Wisconsin	1/16/02	64-73	L	0- 0- 0	13- 7- 0	DNP	3- 1- 0	2- 0- 3	9- 3- 2	9- 8- 3	DNP	DNP
at Michigan	01/19/02	69-71	L	DNP	15- 3- 2	DNP	5- 3- 0	6- 4- 8	3- 4- 1	3- 4- 1	DNP	DNP
OHIO STATE BUCKEYES	1/26/02	89-71	W	DNP	19- 4- 1	DNP	6- 1- 0	6- 1- 9	9- 2- 3	21- 7- 2	DNP	DNP
PENN STATE NITTANY LIONS	01/30/02	94-70	W	0- 2- 0	26- 5- 2	0- 0- 1	6- 2- 1	2- 2- 5	5- 4- 0	4- 4- 2	2- 2- 0	5- 0- 0
INDIANA HOOSIERS	2/2/02	88-74	W	DNP	27- 6- 1	DNP	9- 0- 0	3- 3- 4	12- 1- 2	4- 8- 2	DNP	DNP
at Iowa Hawkeyes	2/9/02	86-78	W	DNP	23- 5- 2	DNP	1- 1- 2	6- 3- 4	9- 3- 0	11- 5- 2	DNP	DNP
at Northwestern	02/13/02	56-58	L	0- 1- 1	17-10- 2	DNP	0- 2- 0	5- 3- 4	6- 1- 4	2- 3- 1	DNP	DNP
WISCONSIN BADGERS	2/16/02	62-67	L	0- 1- 2	12- 5- 5	DNP	6- 2- 2	2- 0- 3	6- 3- 4	2- 4- 0	DNP	DNP
at Michigan State	2/21/02	55-74	L	0- 0- 0	5- 2- 1	DNP	2- 0- 2	6- 2- 3	13- 2- 1	4- 4- 0	DNP	0- 0- 0
at Penn State	2/23/02	68-64	W	0- 0- 0	14- 4- 0	DNP	0- 1- 0	6- 3- 6	6- 3- 2	14- 9- 2	DNP	DNP

Opponent	Date	Score	WL	31	35	40	41	45
				ESSELINK,	CHALL, RAN	HOLMAN, JE	BAUER, MIC	RYCHART, D
MERCER BEARS	11/17/01	80-59	W	0- 3- 2	0- 1- 0	17- 6- 1	18- 8- 1	10- 9- 2
NORTH CAROLINA-ASHEVILLE	11/21/01	92-65	W	2- 1- 1	0- 1- 0	14- 6- 1	19- 2- 3	9- 7- 2
EASTERN WASHINGTON EAGLES	11/24/01	86-68	W	5- 3- 2	1- 0- 0	14- 3- 0	17- 2- 0	6- 2- 4
at Wake Forest	11/27/01	79-85	L	0- 0- 0	DNP	4- 7- 1	11- 5- 0	22-13- 0
UT-PAN AMERICAN BRONCS	12/1/01	89-72	W	0- 0- 0	DNP	8- 1- 1	13- 4- 1	18- 6- 1
UNC-WILMINGTON SEAHAWKS	12/4/01	50-58	L	DNP	DNP	4- 4- 0	3- 5- 1	10- 4- 2
at Georgia Bulldogs	12/07/01	55-77	L	5- 2- 0	0- 0- 0	7- 4- 1	2- 4- 1	10-11- 0
OREGON DUCKS	12/10/01	75-72	W	0- 0- 3	DNP	4- 3- 1	2- 7- 0	10- 5- 2
MARYLAND-EASTERN SHORE	12/13/01	95-48	W	12- 1- 2	0- 0- 0	15- 8- 2	15- 2- 3	17-10- 2
NEBRASKA CORNHUSKERS	12/22/01	81-72	W	2- 3- 0	DNP	5- 3- 1	15- 4- 3	18- 9- 4
at Texas Tech	12/30/01	60-80	L	7- 1- 4	DNP	2- 2- 0	6- 6- 0	20- 8- 3
at University of Illinois	01/02/02	53-76	L	5- 1- 0	0- 1- 0	10- 2- 1	16- 4- 1	7- 5- 3
MICHIGAN STATE SPARTANS	1/5/02	70-67	W	0- 0- 1	DNP	16- 3- 0	12- 3- 3	9- 5- 2
MICHIGAN WOLVERINES	1/9/02	90-82	W	0- 0- 2	DNP	12- 3- 3	15- 7- 2	19- 7- 1
at Purdue	01/12/02	87-71	W	3- 2- 0	DNP	2- 1- 1	4- 3- 3	14- 5- 2
at Wisconsin	1/16/02	64-73	L	0- 0- 0	DNP	4- 3- 0	7- 7- 1	17-10- 2
at Michigan	01/19/02	69-71	L	0- 0- 0	DNP	6- 3- 0	17- 2- 2	14- 9- 1
OHIO STATE BUCKEYES	1/26/02	89-71	W	0- 0- 0	DNP	12- 4- 2	6- 0- 0	10- 5- 1
PENN STATE NITTANY LIONS	01/30/02	94-70	W	4- 1- 3	0- 0- 0	14- 8- 2	12- 2- 3	14- 3- 5
INDIANA HOOSIERS	2/2/02	88-74	W	DNP	DNP	8- 3- 1	11- 0- 2	14- 6- 3
at Iowa Hawkeyes	2/9/02	86-78	W	3- 0- 1	DNP	8- 2- 0	10- 0- 0	15-13- 4
at Northwestern	02/13/02	56-58	L	0- 0- 0	DNP	6- 3- 4	4- 3- 0	16- 6- 1
WISCONSIN BADGERS	2/16/02	62-67	L	2- 0- 0	DNP	17- 3- 0	7- 5- 0	8- 8- 4
at Michigan State	2/21/02	55-74	L	6- 1- 0	DNP	6- 1- 2	0- 2- 1	13- 6- 2
at Penn State	2/23/02	68-64	W	5- 0- 1	DNP	7- 6- 1	10- 5- 1	6- 1- 2

University of Minnesota
Minnesota Golden Gophers Game-by-Game Highs (as of Feb 26, 2002)
All games

Opponent	Date	Score	WL	POINTS	REBOUNDS	ASSISTS	STEALS	BLOCKED SHOTS
MERCER BEARS	11/17/01	80-59	W	18-Bauer, Michae	9-Rychart, Dust	4-Bennett, Trav Burleson, Kev	3-Bennett, Trav	4-Rickert, Rick
NORTH CAROLINA-ASHEVILLE	11/21/01	92-65	W	19-Bauer, Michae	7-Rychart, Dust	11-Burleson, Kev	4-Bennett, Trav	1-Holman, Jerry Rychart, Dust Bauer, Michae Rickert, Rick
EASTERN WASHINGTON EAGLES	11/24/01	86-68	W	17-Bauer, Michae	10-Rickert, Rick	8-Burleson, Kev	4-Bennett, Trav	5-Rickert, Rick
at Wake Forest	11/27/01	79-85	L	22-Rychart, Dust	13-Rychart, Dust	4-Burleson, Kev	2-Holman, Jerry Rickert, Rick	1-Burleson, Kev Holman, Jerry
UT-PAN AMERICAN BRONCS	12/1/01	89-72	W	19-Bennett, Trav	6-Fleming, Kerw Rychart, Dust	6-Burleson, Kev	4-Burleson, Kev	3-Bennett, Trav
UNC-WILMINGTON SEAHAWKS	12/4/01	50-58	L	13-Rickert, Rick	6-Rickert, Rick	5-Burleson, Kev	2-Fleming, Kerw Burleson, Kev	4-Rickert, Rick Holman, Jerry
at Georgia Bulldogs	12/07/01	55-77	L	10-Rychart, Dust	11-Rychart, Dust	2-Bennett, Trav	1-Chall, Randy Rychart, Dust Hargrow, Maur Rickert, Rick Bauer, Michae Burleson, Kev Bennett, Trav	2-Bauer, Michae Holman, Jerry
OREGON DUCKS	12/10/01	75-72	W	28-Rickert, Rick	9-Rickert, Rick	5-Burleson, Kev	4-Burleson, Kev	1-Bauer, Michae Holman, Jerry
MARYLAND-EASTERN SHORE HA	12/13/01	95-48	W	17-Rychart, Dust	10-Rychart, Dust	8-Burleson, Kev	3-Bauer, Michae	2-Holman, Jerry
NEBRASKA CORNHUSKERS	12/22/01	81-72	W	18-Rychart, Dust	9-Rychart, Dust	5-Burleson, Kev	4-Bennett, Trav	3-Bauer, Michae
at Texas Tech	12/30/01	60-80	L	20-Rychart, Dust	10-Bennett, Trav	5-Burleson, Kev	2-Rychart, Dust	1-Burleson, Kev
at University of Illinois	01/02/02	53-76	L	16-Bauer, Michae	7-Bennett, Trav	4-Burleson, Kev	3-Rychart, Dust	1-Rickert, Rick Rychart, Dust Bennett, Trav Bauer, Michae
MICHIGAN STATE SPARTANS	1/5/02	70-67	W	16-Holman, Jerry	5-Rychart, Dust	3-Bauer, Michae	4-Bennett, Trav	4-Bauer, Michae
MICHIGAN WOLVERINES	1/9/02	90-82	W	19-Rychart, Dust	7-Bauer, Michae Burleson, Kev	4-Burleson, Kev Rychart, Dust	3-Bennett, Trav	3-Holman, Jerry
at Purdue	01/12/02	87-71	W	24-Rickert, Rick	7-Rickert, Rick	5-Burleson, Kev	2-Rickert, Rick Bennett, Trav	1-Holman, Jerry
at Wisconsin	1/16/02	64-73	L	17-Rychart, Dust	10-Rychart, Dust	3-Bennett, Trav Burleson, Kev	1-Burleson, Kev Bauer, Michae Bennett, Trav	2-Bauer, Michae
at Michigan	01/19/02	69-71	L	17-Bauer, Michae	9-Rychart, Dust	8-Burleson, Kev	4-Bennett, Trav	1-Rickert, Rick
OHIO STATE BUCKEYES	1/26/02	89-71	W	21-Bennett, Trav	7-Bennett, Trav	9-Burleson, Kev	2-Burleson, Kev Bennett, Trav	3-Holman, Jerry
PENN STATE NITTANY LIONS	01/30/02	94-70	W	26-Rickert, Rick	8-Holman, Jerry	5-Burleson, Kev Rychart, Dust	2-Rychart, Dust	3-Holman, Jerry
INDIANA HOOSIERS	2/2/02	88-74	W	27-Rickert, Rick	8-Bennett, Trav	4-Burleson, Kev	4-Bennett, Trav	3-Bennett, Trav
at Iowa Hawkeyes	2/9/02	86-78	W	23-Rickert, Rick	13-Rychart, Dust	4-Burleson, Kev	4-Bennett, Trav	2-Rickert, Rick Rychart, Dust
at Northwestern	02/13/02	56-58	L	17-RICKERT, Rick	10-RICKERT, Rick	4-Fleming, Kerw Burleson, Kev Holman, Jerry	2-RICKERT, Rick Bennett, Trav	3-Holman, Jerry RICKERT, Rick
WISCONSIN BADGERS	2/16/02	62-67	L	17-Holman, Jerry	8-Rychart, Dust	5-Rickert, Rick	1-Esselink, Ste Hargrow, Maur Robinson, Aar	2-Holman, Jerry

University of Minnesota
 Minnesota Golden Gophers Game-by-Game Highs (as of Feb 26, 2002)
 All games

Opponent	Date	Score	WL	POINTS	REBOUNDS	ASSISTS	STEALS	BLOCKED SHOTS
							Burleson, Kev	
at Michigan State	2/21/02	55-74	L	13-Fleming, Kerw Rychart, Dust	6-Rychart, Dust	3-Burleson, Kev	2-Burleson, Kev	1-Bauer, Michae
at Penn State	2/23/02	68-64	W	14-Bennett, Trav Rickert, Rick	9-Bennett, Trav	6-Burleson, Kev	5-Burleson, Kev	2-Holman, Jerry

MINNESOTA



Golden Gopher

BASKETBALL

Minnesota Media Relations
 BB contact: Kyle Coughlin
 Assistant Media Relations Director
 Phone: 612.625.4090
 Fax: 612.625.0359
 email: cough002@umn.edu

Minnesota Men's Media Relations, 516 15th Ave. SE, 244 Bierman Field Athletic Building, Minneapolis, Minn. 55455 www.gophersports.com

2001-02 SCHEDULE

Date	Opponent	Time/Result
Nov. 8	Hariem Globetrotters (exh.)	L, 70-79
Nov. 12	Minnesota-Duluth (exh.)	W, 67-59
Nov. 17	Mercer	W, 80-59
Nov. 21	UNC-Asheville	W, 92-65
Nov. 24	Eastern Washington	W, 86-68
Nov. 27	at Wake Forest* (ESPN2)	L, 79-85
Dec. 1	Texas Pan-American	W, 89-72
Dec. 4	UNC-Wilmington	L, 50-58
Dec. 7	at Georgia	L, 55-77
Dec. 10	Oregon (ESPN2)	W, 75-72
Dec. 13	Maryland-Eastern Shore	W, 95-48
Dec. 22	Nebraska	W, 81-72
Dec. 30	at Texas Tech (KSTC-Ch. 45)	L, 60-80
Jan. 2	at #7 Illinois (KSTC-Ch. 45)	L, 53-76
Jan. 5	#17 Michigan State (KSTC-Ch. 45)	W, 70-67
Jan. 9	Michigan (KSTC-Ch. 45)	W, 90-82
Jan. 12	at Purdue (KSTC-Ch. 45)	W, 87-73
Jan. 16	at Wisconsin (KSTC-Ch. 45)	L, 64-73
Jan. 19	at Michigan (KSTC-Ch. 45)	L, 69-71
Jan. 26	#20 Ohio State (KSTC-Ch. 45)	W, 89-71
Jan. 30	Penn State (KSTC-Ch. 45)	W, 94-70
Feb. 2	#25 Indiana (KSTC-Ch. 45)	W, 88-74
Feb. 9	at Iowa (KSTC-Ch. 45)	W, 86-78
Feb. 13	at Northwestern (KSTC-Ch. 45)	L, 56-58
Feb. 16	Wisconsin (KSTP-Ch. 5)	L, 62-67
Feb. 21	at Michigan State (ESPN)	L, 55-74
Feb. 23	at Penn State (KSTP-Ch. 5)	W, 68-64
Feb. 27	Northwestern (KSTC-Ch. 45)	W, 69-51
Mar. 3	#15 Illinois (CBS/Ch. 4)	L, 66-67
Mar. 7	Penn StateV (KSTC-Ch. 45)	W, 84-60
Mar. 8	#10 IllinoisV (KSTC-Ch.45)	L, 76-92
Mar. 13	New Mexico#	7 p.m.

NIT
 V Big Ten Tournament
 (Conseco Fieldhouse, Indianapolis, Ind.)
 Times and dates subject to change
 All times central.
 * Big Ten/ACC Challenge

Minnesota Golden Gophers

(17-12, 9-7 Big Ten)

vs.
New Mexico Lobos
 (16-13, 6-8 Mountain West)
 Mar. 13, 2002 • 7 p.m.
 Williams Arena • Minneapolis, Minn.
 National Invitation Tournament



Television: None
 Radio: WCCO AM 830
 Dave Lee (pbp), Kevin Lynch (analyst)

THE MATCHUP

The Golden Gophers received an invitation to the National Invitation Tournament and will face New Mexico, a member of the Mountain West Conference. Minnesota is making its second straight trip to the NIT and has advanced to the postseason in two of Dan Monson's three years as head coach.

Douglas leads the team in scoring averaging 18.0 points per game and shoots 45 percent from beyond the arc. Chatfield averages 11.9 points and has dishes out 3.1 assists per game.

SCOUTING THE LOBOS

UNM is making its third straight NIT appearance. The Lobos advanced to the second round in 2000, before losing to Wake Forest, then advanced to the quarterfinals in 2001, before bowing to Memphis. The Lobos have been in the NIT 16 times, including a record seven straight between 1984-90. UNM is 16-16 all-time in the NIT, and have advanced to the semifinals on two occasions. The Lobos finished second in 1964, losing to Bradley in the finals, and UNM finished fourth in 1990.
 New Mexico finished 6-8 in the Mountain West Conference this season, good for sixth place. The Lobos lost to UNLV 120-117 in double overtime in the first round of the league tournament.
 The Lobos are led by their backcourt of junior guard Ruben Douglas and senior Eric Chatfield.

THE SERIES

New Mexico leads the series 1-0. The only meeting was in 1973 in the Far West Classic.
All-time results:
 Dec. 29, 1973 NM 102, UM 68

MINNESOTA IN THE NIT

The Golden Gophers are 19-7* (.731) in nine* total appearances in the NIT and have won two NIT titles in 1993 and 1998*. Minnesota split its two games last season in the tournament. The Gophers are 12-2* at home in the NIT.
Last season's results in NIT
 Mar. 14, 2001 UM 87, Villanova 78
 Mar. 15, 2001 Tulsa 76, UM 73 (ot)

WHAT'S NEXT

The winner of tonight's game will advance to play next Monday or Tuesday, Mar. 18 or 19.

PROBABLE STARTING LINEUPS

MINNESOTA	PPG	RPG	OTHER	NEW MEXICO	PPG	RPG	OTHER
F Dusty Rychart	13.3	6.8	55% fg	F Patrick Dennehy	10.9	7.6	51% fg
F Rick Rickert	14.2	5.1	52% fg	C Moustapha Diagne	2.0	2.0	63% fg
C Jerry Holman	8.5	3.7	40 blks	G Senque Carey	6.0	4.2	3.2 app
G Kerwin Fleming	7.1	2.4	1.5 app	G Ruben Douglas	18.0	4.5	45% 3s
G Travarus Bennett	8.7	5.2	2.3 spp	G Eric Chatfield	11.9	2.5	3.1 app

*records involve games later vacated by Minnesota due to NCAA infractions.

HEAD COACH DAN MONSON



Now entering his third season in charge of the Minnesota basketball program, Dan Monson has again established himself as one of the best young coaches in the college ranks and has thrust the Golden Gophers back onto the national scene.

Despite scholarship limitations and injuries to two key starters, Monson brought the Maroon and Gold to the postseason in just his second year. An NIT appearance and a second-round loss to eventual champion Tulsa did nothing to dampen the remarkable job Monson and his staff did in 2000-01. Monson's Minnesota record is 47-42 and his overall four-year coaching record is 99-59.

Monson has also shown the country that he can be an effective recruiter. Monson's second recruiting class in Gold Country netted one of the top 10 classes in the nation, according to many recruiting publications. National Junior College All-American Jerry Holman and McDonald's All-American Rick Rickert will make an immediate impact in 2001-02. Monson was named the Minnesota head coach on July 24, 1999. In his first year at the helm of the Minnesota program, Monson led the Golden Gophers to a 12-16 finish which included a six-game winning streak (11/20-12/11).

Monson led the Gonzaga Bulldogs within a breath of the Final Four three years ago. Along the way, his team defeated such notable NCAA powers as Stanford (82-74), Florida (73-72) and the Golden Gophers (75-63), before bowing out to eventual national champion Connecticut, 67-67.

Monson spent 11 years building the Gonzaga program. He began as an assistant coach in 1988 and spent six years laying the groundwork for the Bulldogs' success. In 1994-95, he was elevated to associate head coach under Head Coach Dan Fitzgerald who was also the athletics director. Three years later, Monson took over full control of the Gonzaga program. He had an immediate impact, leading the Bulldogs to a West Coast Conference title and advancing to the second round of the NIT. Along the way, the team set a school record for wins with 24. Monson was the first coach in West Coast Conference history to capture the regular-season title in his rookie season. For his efforts, his WCC peers voted him Coach of the Year and *Basketball Times* accorded him national Rookie Coach of the Year. His record in two seasons as head coach of the Zags was 52-17, with an impressive 4-2 mark in postseason play.

THREE GOLDEN GOPHERS EARN BIG TEN AWARDS

Three University of Minnesota men's basketball players were recognized by the Big Ten Conference for postseason awards. Freshman forward Rick Rickert was named Big Ten Freshman of the Year by both the coaches and the conference media. Rickert was also named to the All-Big Ten second team on both ballots. Rickert is the first Golden Gopher to be named Big Ten Freshman of the Year after leading all freshmen in scoring (14.1 ppg), field goal percentage (.511) and blocks (1.30).

Senior Travarus Bennett was named Co-Defensive Player of the Year along with Indiana's Dane Fife. Bennett led the conference in steals averaging 2.22 steals per game. Bennett was also an honorable mention All-Big Ten pick by the coaches. Bennett is the first Golden Gopher to be named Big Ten Defensive Player of the Year. Dusty Rychart earned third-team All-Big Ten honors from both the coaches and media. The fifth-year senior will finish his career in Gold Country ranked in the top 20 in scoring and the top 10 in rebounding in school history.

BIG 1 FRESHMAN SCORER IN GOPHER HISTORY

Freshman Rick Rickert has matched the mark for most points in a season by a freshman. His 411 points ties Voshon Lenard's total of 1991-92. Rickert also could beat the points per game mark by a freshman. Chuck Mencil has the record with a 13.6 ppg average. Rickert is averaging 14.2 points per contest.

ILLINOIS RICAP

Illinois shot a sizzling 62 percent from the field to defeat Minnesota 92-76 on Friday night in the quarterfinals of the Big Ten Tournament at Consecro Fieldhouse in Indianapolis.

Minnesota never led in the game, falling behind 46-36 at the half. The Golden Gophers trimmed the lead to nine points in the second half but couldn't pull any closer. Dusty Rychart led Minnesota, posting his sixth double-double of the year with 23 points and 10 rebounds. Rychart scored 46 points and shot 19-of-27 in Minnesota's two tournament games. Travarus Bennett added 11 points and Rick Rickert 10.

Minnesota was able to force 18 Illini turnovers, which the Gophers turned into 21 points, but couldn't overcome Illinois' hot shooting. Illinois shot 13-of-23 from three-point range. Cory Bradford led the way, hitting 5-of-8 treys and scoring a game-high 25 points. Sean Harrington nailed 4-of-6 treys and scored 16 points. Brian Cook added 13 points while Frank Williams had a game-high 11 assists.

ILLINOIS GAME NOTES

- Dusty Rychart recorded his sixth double-double of the season and the 20th of his career with 23 points and 10 rebounds.
- Rychart scored in double figures for the 21st time this season and the 69th time in his career.
- Rick Rickert scored in double figures for the 20th time this season.

STATISTICAL COMPARISON

Minnesota vs. PSU

Category	PSU	MINN
Record	7-20	16-11
Scoring Average	63.7	74.4
Opponent Scoring	72.0	69.3
Scoring Margin	-8.4	+5.1
Rebound Average	29.9	35.6
Opponent Rebound:	35.9	33.4
Rebound Margin	-6.0	+2.2
Field Goal Pct.	.395	.466
Opponent Field Goal Pct.	.487	.414
3-Point Field Goal Pct.	.346	.347
Free Throw Pct.	.698	.706
Assists Average	12.9	15.9
Turnovers Average	15.3	14.1
Blocks Average	3.6	5.7
Steals Average	5.5	7.9

- Kevin Bureson moved into seventh place on the career assists list with 269 career assist.
- Bureson scored in double figures for the second game in a row, the sixth time this season and the 23rd time in his career.
- With 135 assists this season, Bureson is tied for the fourth-best total in a season with Melvin Newbern.
- Travarus Bennett scored in double figures for the 12th time this season and the 16th time in his career.

MINNESOTA QUICK FACTS

University Information

Location: Minneapolis, Minn.
Enrollment: 45,615
Colors: Maroon & Gold
Conference: Big Ten
Arena: Williams Arena (14,625)
President: Mark Yudof
Vice President/Chief of Staff: Tonya Moten Brown
Faculty Athletics Representative: Dr. Richard Weinberg
Director of Men's Athletics: Tom Moe

Team Information

Head Coach: Dan Monson (Idaho, 1985)
Career Record: 99-59 (four+ years)
Record at Minnesota: 47-42 (two+ years)
Associate Head Coach: Mike Petersen (third year)
Assistant Coaches: Bill Walker (third year), Arthur Prevost (third year)
Dir. of BB Operations: Vic Couch (second year)
2000-01 Overall Record: 18-14 (reached second round of NIT)
2000-01 Big Ten Record/Finish: 5-11 (9th)
Lettermen Returning/Lost: 7/3

MEDIA INFORMATION

PRACTICE ACCESS:

As a rule, practice will be open to the media for the first 30 minutes of each workout except on game days. This is subject to change at the coaches discretion. All player interviews will be conducted before practice in the half hour preceding the team's workout. Coach Monson will be available for brief interviews during the first half hour of practice. Practice on weekdays is usually 2-5 p.m. Please check with Kyle Coughlin about practice times and all interview requests at least 24 hours in advance.

POSTGAME PROCEDURES:

Minnesota complies with an equal-access policy. Following a 10 minute cooling-off period, both coaches are available in the Interview Room on the lower level of the east end of Williams Arena. Minnesota players are available in the players lounge area adjacent to the Gopher locker room following the cooling-off period. Visiting team players generally conduct their player interviews in the lower level hallway outside their locker room.

GOLDEN GOPHERS ON THE INTERNET:

Minnesota Golden Gopher basketball stats, releases and game notes are available on the internet at www.gophersports.com. Information on the Big Ten Conference is available via the internet at www.bigten.org.

BIG TEN TELECONFERENCE:

When: Every Monday from 9-11 a.m. (central)
How long: Beginning Jan. 7, with the final call scheduled for Mar. 4, 2001.
Who: Each Big Ten men's head coach is invited to participate on the weekly teleconferences. Participation will not be mandatory, therefore, some coaches may not be available each week.
Call: Contact the Big Ten office at 847-696-1010 for the teleconference phone number and play-back number.

Order of Appearance

9:00 a.m. Bill Self, Illinois
 9:10 a.m. Steve Alford, Iowa
 9:20 a.m. Dan Monson, Minnesota
 9:30 a.m. Bill Carmody, Northwestern
 9:40 a.m. Jerry Dunn, Penn State
 9:50 a.m. Gene Keady, Purdue
 10:00 a.m. Tom Izzo, Michigan State
 10:10 a.m. Bo Ryan, Wisconsin
 10:20 a.m. Tommy Amaker, Michigan
 10:30 a.m. Jim O'Brien, Ohio State
 10:40 a.m. Mike Davis, Indiana
 10:50 a.m. Player of the Week (if available)

RICKERT - BEST FRESHMAN IN THE BIG TEN

Freshman Rick Rickert reached double figures in 12-of-16 Big Ten games this season. In conference games, he averaged 15.5 points per game good for fourth-best in the league. Rickert ranked 11th in field goal percentage (.521) and eighth in blocked shots (1.25). He scored 24 points at Purdue on Jan. 12, 19 points against Ohio State on Jan. 26, 26 against Penn State (1/30), 27 vs. Indiana (2/2) and 23 at Iowa (2/9). Rickert is the first Minnesota player to have three-straight 20-point games since Quincy Lewis had 10 straight in 1999-2000. He also recorded his second double-double of the season with 17 points and 10 rebounds at Northwestern (2/13).

Overall, Rickert is 11th in scoring and leads all freshman at 14.2 ppg. He is 17th in rebounding, third among freshmen (5.1 rpg), ninth in field goal percentage (.517) and eighth in blocked shots (1.33 bpg). Rickert tied a career-high (Eastern Washington) with five blocks vs. Northwestern on Feb. 27.

Against Oregon (Dec. 10) on national television, Rickert erupted for 28 points and nine rebounds to lead the Golden Gophers to a three-point victory. It was the most points scored by a Gopher freshman since Randy Carter scored 29 against Northwestern on Jan. 26, 1991. And it was also the most points scored by any true freshman in the Big Ten since 1998. He recorded Minnesota's first double-double of the year with 14 points and 10 rebounds vs. Eastern Washington (11/24). He also had five blocks vs. the Eagles, the most by a Golden Gopher since Joel Pryzbilla had six on Feb. 5, 2000.

TRAVARUS BENNETT - THE GOPHERS' "GLUE GUY"

Despite being hampered by a partially sprained ankle the last six games of the regular season, senior guard/forward Travarus Bennett was named co-defensive player of the year by the Big Ten coaches. Bennett led the conference in steals averaging 2.31 steals per game. He leads the Big Ten in all games with an average of 2.31 steals per game. Against Northwestern on Feb. 27, Bennett tied a career-high with six steals. He has recorded four steals in a game seven times this season, the last being at Iowa on Feb. 5.

He finished the Big Ten regular season as the only player ranked in seven different categories in conference games. In addition to leading the conference in steals, he tied for first in three-point field goal percentage (.500), eighth in free throw percentage (.821), 14th in rebounding (5.6), 10th in offensive rebounds (1.88), 13th in defensive rebounds (3.75), and 11th in blocked shots (0.81).

Bennett is the Gophers' "glue guy." He brings it all together for the Maroon and Gold. Versus Ohio State on Jan. 26, Bennett was perfect from the field (6-6) and from the free-throw line (6-6) to score a career-high 21 points. He also led the team with seven boards to go along with two assists, two steals and a block.

Against Texas Tech, Bennett recorded his first double-double of the season with 15 points and 10 rebounds. It was his second double-double of his career (at Northwestern (2/6/01).

GOPHERS IN THE RECORD BOOKS

Kevin Burleson

CATEGORY	NO.	RANK
Career Three Pointers Made	111	5th
Career Three Pointers Attempted	334	4th
Career Assists	269	8th

Dusty Rychart

CATEGORY	PCI.	ATT.	RANK
Free Throw Percentage	.779	250-321	5th
Field Goal Percentage	.519	485-935	6th

CATEGORY	NO.	RANK
Rebounds	724	10th

Needs 26 points to move into 15th place on career scoring list.

Michael Bauer

CATEGORY	NO.	RANK
Career Three Pointers Made	79	10th

RYCHART SURPASSES 1,000 CAREER POINTS

Senior forward Dusty Rychart became the 31st player in Golden Gopher basketball history to score more than 1,000 points. The former walk-on scored 20 points at Texas Tech and moved into the top 30 on the scoring list. Currently, Rychart stands in 16th place with 1,248 points in his career. Ariel McDonald, who played from 1991-94, is in 15th with 1,273 points.

THE MOST OVERLOOKED BIG TEN PLAYER

Fifth-year senior forward Dusty Rychart doesn't get the recognition or the credit he deserves around the conference or country. Rychart added to his ever-growing double-double total vs. Illinois in the Big Ten Tournament quarterfinals with 23 points and 10 rebounds.

He has six double-doubles on the season and 20 for his career. Rychart's other double-doubles this season are: 15 points and 13 rebounds at Iowa on Feb. 9; 17 points and 10 rebounds vs. Maryland-Eastern Shore on Dec. 13; at Georgia on Dec. 7 (10 points and 11 rebounds); at Wake Forest 22 points, 13 rebounds on Nov. 27 and 17 points and 10 rebounds at Wisconsin on Jan. 16.

Rychart stands third among active Big Ten players in career double-doubles. Reggie Evans of Iowa has 38 and LaVell Blanchard of Michigan has 21.

Rychart stands 14th in overall games with 13.3 points per game. He's also fourth in rebounding (6.8), fifth in field goal percentage (.554), second in offensive rebounds (2.83) and tied for ninth in defensive rebounds (4.00).

"Dusty is the epitome of this program," said Monson. "He may not be the most physically-gifted player, or tall enough or quick enough all the time, but this game is about productivity and Dusty has out-produced a lot of players in this league."

Rychart was featured in the Jan. 21st edition of *ESPN the Magazine*.

IN THE PAINT ON FOX SPORTS NET

"In the Paint" with Dan Monson will be seen on Fox Sports North this season. The program will air 15 times during the 2001-02 season. Starting on December 10, fans can catch a half-hour show dedicated to the Golden Gopher basketball program hosted by Mike Max.

Monday, Dec. 10 — 5 p.m.
 Wednesday, Dec. 12 — 2 p.m. (replay)
 Monday, Dec. 17 — 7 p.m.
 Wednesday, Dec. 19 — 2 p.m. (replay)
 Monday, Dec. 24 — 7 p.m.
 Wednesday, Dec. 26 — 2 p.m. (replay)
 Wednesday, Jan. 2 — 6:30 p.m.
 Monday, Jan. 7 — 5 p.m.
 Monday, Jan. 14 — 7 p.m.
 Monday, Jan. 21 — 7 p.m.
 Monday, Jan. 28 — 7 p.m.
 Monday, Feb. 4 — 7 p.m.
 Monday, Feb. 11 — 7 p.m.
 Monday, Feb. 18 — 7 p.m.
 Monday, Feb. 25 — 5 p.m.
 Monday, Mar. 4 — 5 p.m.
 Monday, Mar. 11 — 5 p.m.
 Monday, Mar. 18 — 5 p.m.

GOLDEN GOPHER RADIO NETWORK

Since the 1930s, WCCO Radio has been the home of Golden Gopher basketball. A new deal, signed this past summer, assures the Maroon and Gold at least five more years on the "Good Neighbor". Dave Lee will call his first season of Gopher hoops in 2001-02 and be joined by former Gopher Kevin Lynch, who will serve as the analyst all season on WCCO AM 830. Fans of Golden Gopher basketball outside the Twin Cities can catch all the action on the following stations in their area:

Albert Lea, KATE AM 1450
 Austin, KAUS AM 1480
 Detroit Lakes, KDLM AM 1340
 Duluth, KDAL AM 610
 Fargo, N.D., KFGO AM 790
 Grand Rapids, KOZY AM 1320
 Marshall, KMHL AM 1400
 Owatonna, KRFO AM 1390
 Rochester, KROC AM 1340
 Windom, KDOM AM 1580
 Windom, KDOM FM 94.3
 Winona, KWNO AM 1230

GOLDEN GOPHERS ON THE WEB

All Golden Gopher games can be heard on the world wide web at www.gophersports.com. If you are outside the WCCO Radio broadcast range, go to gophersports.com and catch all the action. Also available at gophersports.com for home games are live stats. Follow the game as it happens courtesy of Minnesota Men's Athletics, Yahoo and gophersports.com.

RICKERT NAMED BIG TEN PLAYER OF THE WEEK

Freshman Rick Rickert was named Big Ten Player of the Week on Feb. 4 by the Big Ten Conference office. Rickert was the third different Gopher to be named Big Ten Player of the Week this season, as teammate Travarus Bennett was a co-winner on Jan. 28 and senior Dusty Rychart was selected on December 5.

Rickert was the first freshman to earn Big Ten Player of the Week honors in more than four years after leading Minnesota to a 2-0 week while averaging 26.5 points per game on 60 percent shooting. The last League freshman to be named Conference Player of the Week was current Iowa senior Luke Recker, who collected the honor in his first season at Indiana on January 19, 1998.

Rickert opened that week by hitting 9-12 shots (.750), including three treys, to pile up 26 points in only 26 minutes of play in the Gophers' win over Penn State. The 6-10 forward added five rebounds and two assists against the Nittany Lions. Rickert exploded for 27 points in his next outing, hitting 9-18 from the field while adding six boards as UM knocked Indiana out of first place in the Big Ten.

'T' NAMED PLAYER OF THE WEEK AFTER PERFECT GAME

Senior guard Travarus Bennett was named Big Ten Co-Player of the Week after his perfect performance against Ohio State on Jan. 26. Bennett scored 21 points, on 6-of-6 shooting from the field, 3-of-3 from three-point land and 6-of-6 from the line. He also led the Gophers with seven rebounds to go along with two assists, one block and two steals in 29 minutes. It is the first player of the week honor for Bennett.

MAYBE HE'S NOT SO OVERLOOKED

Rychart was named Co-Big Ten Player of the Week for his play against Wake Forest and UT-Pan American. Rychart nearly averaged a double-double the week of Nov. 26, producing 20.0 points and 9.5 rebounds while shooting 59.3 percent from the floor. The senior co-captain opened the week with his first double-double of the season, and 15th of his career, with 22 points and 13 boards in a narrow loss at Wake Forest in the ACC/Big Ten Challenge. Rychart followed that performance by recording 18 points, on 8-of-12 shooting, and six rebounds in just 23 minutes in a win over Texas-Pan American. It was the third player of the week honor for Rychart in his career.

BURLESON HAS BIG WEEK

During the week of Jan. 7, Kevin Burleson found his scoring touch for the first time this season from his point guard position. At Purdue on Jan. 12, Burleson scored a career-high 24 points, on 7-of-13 shooting, and dished out five assists. Earlier in the week against Michigan (1/9), Burleson scored a then season-high 19 points (16 in the second half) to go along with his four assists to lead the Gophers to a victory.

THE PLASTIC MAN GETS HIS CHANCE

After coming off the bench for 16 of the first 17 games, junior center Jerry Holman has made the most of his chance to start. With his wide reach and versatile athletic ability, Holman has raised havoc on both ends of the floor. Holman led the Gophers and tied a career-high with 17 points vs. Wisconsin (2/16). Against Penn State (1/30), Holman scored 14 points, grabbed a game-high eight rebounds and blocked three shots in 25 minutes. Holman started the second game of his career vs. Ohio State on Jan. 26 and responded with 12 points, four rebounds and three blocks in 28 minutes. The Gophers are 8-2 when the junior scores in double figures.

Holman finished fifth in the Big Ten in field goal percentage in league games at .573 (63-110) and is sixth overall with a .552 field goal percentage (107-194). He is averaging 8.7 points in just 21.6 minutes per game. Defensively, Holman finished third in league games averaging 1.62 blocks per game and is tied for fifth overall (1.38 bpg). Against Northwestern on Feb. 27, Holman tied his career high (set vs. UNC-Wilmington), with four blocks.

Earlier in the season, coming off the bench, he scored 12 points, grabbed three boards, dished out three assists and had three blocks in a career-high 30 minutes vs. Michigan (1/9). At Illinois (1/2), Holman scored 10 points in 23 minutes and followed that with a team-leading 16 points in 23 minutes vs. Michigan State (1/5). His one-handed tomahawk dunk with :43 left was the clincher for the Gophers against the Spartans. Holman has 28 dunks this season.

THE LIFE AND TIMES OF MICHAEL BAUER

Redshirt sophomore forward Michael Bauer has scored in double figures in 17-of-29 games this season.

Bauer is a good indicator of the Gophers' success when he scores in double figures; Minnesota is 15-4. Bauer caught fire in the second half against Northwestern on Feb. 27 as he led the Gophers with 17 points while not missing a shot. He was 6-of-6 from the field, 3-of-3 from three-point land and 2-of-2 from the line.

In conference games, Bauer finished 10th in three-point field goal percentage at .421 (24-57).

Bauer was forced to sit out his true freshman year when an ankle injury he suffered in the pre-season did not heal properly. He broke his arm at Purdue last season and sat out the final 12 games. Before his arm injury last season, Bauer was third on the team in scoring, averaging 11.4 points per game (12.0 in Big Ten games) and second on the team in rebounding at 4.8 rebounds per game. He also led the team in blocks (30) and three-point shooting with a .432 shooting percentage from behind the arc.

BURLESON LEARNS THE GIFT OF GIVING

After playing his first two seasons at the 2-guard, junior Kevin Burleson has adjusted to the point guard role very quickly and very well. At Illinois, Burleson recorded his 200th career assist. Burleson stands in seventh place on the all-time

assists list with 269. Flip Saunders is in sixth place with 295 assists. Burleson is fourth in the Big Ten overall with 135 assists and finished fifth in conference games with 68 dishes. Burleson is second in the Big Ten in all games with a 2.45 assist to turnover ratio (135 asst. vs. 55 TOs). Burleson also is 11th overall with 1.41 steals per game.

Against UNC-Asheville, Burleson had a career-high 11 assists (previous high was seven). It was the most assists by a Gopher since J.B. Bickerstaff had 10 on Nov. 24, 2000 at Hawaii-Pacific. He is the first to record more than 10 assists since Arriel McDonald dished 13 assists against Iowa on March 5, 1994 (game went to triple overtime). Burleson's 11 assists ranks in a tie for the sixth-best game total in school history. Burleson recorded nine assists vs. Ohio State on Jan. 26 and eight helpers vs. Eastern Washington on Nov. 24. vs. Maryland-Eastern Shore on Dec. 13, and at Michigan on Jan. 19.

THREE TRANSFERS COME HOME

The Golden Gophers welcomed three transfers over the summer who are not eligible to play this season due to NCAA transfer rules. Ben Johnson, Brent Lawson and Matt Smrnga, all native Minnesotans, will be eligible to play at the beginning of the 2002-03 season. Until then, they will be members of the Golden Gopher scout team during practice.

Johnson, from Minneapolis, Minn., and DeLaSalle High School, transferred from Northwestern where he was a two-year letterwinner and the leading scorer for the Wildcats as a freshman. Lawson, from Maple Grove, Minn., transferred from St. Francis (PA) where he started 21 games as a freshman and was sixth on the team with a 5.3 ppg average. Smrnga, from Apple Valley, Minn., played in 17 games as a freshman at Kent State.

THE STORY OF TWO NUMBERS

Freshman forward Rick Rickert wears two different numbers this season depending on the color of his jersey. Gold jersey (home) #1. Maroon jersey (road) #4. Why? His first choice for a number was #14. Sorry, Lou Hudson was #14 and that jersey is retired. His second choice? #44. Well, Kevin McHale wore #44 and that's also in the Williams Arena rafters. So, Rickert gets the best of both worlds.

THE THREE CAPTAINS

The Golden Gophers voted on and named three captains for the 2001-02 squad. They are senior forward Dusty Rychart, junior guard Kevin Burleson and sophomore forward Michael Bauer. It is the first such honor for these players.

SCHILLING TRANSFERS

Junior guard Shane Schilling decided to transfer from the University of Minnesota, it was announced on October 29. Schilling was suspended indefinitely by Coach Monson on Oct. 27 for violation of team rules. Schilling started 31 games in 2000-01 and averaged 8.4 points per game.

BARN MAGIC

The Golden Gophers hold one of the best home-court advantages in college basketball. The U of M holds a 621-243 (.719) record in its beloved Williams Arena. Under Monson, the Gophers have posted a 34-12 (.739) record at home.

Nicknamed "the Barn", Williams Arena was named the sixth-best college basketball arena in the country by CBS Sportsline in 2001. As noted in the *Street & Smith's Sports Business Journal*, Williams Arena is tied for the fifth-oldest Division I Basketball Arenas.

Oldest Division I Basketball Arenas

1. Fordham University, Rose Hill Gymnasium
Opened - 1925 (cap. 3,470)
2. Harvard University, Ray Lavietes Pavilion
Opened - 1926 (cap. 2,195)
2. University of Oregon, McArthur Court
Opened - 1926 (cap. 9,738)
4. University of Pennsylvania, The Palestra
Opened - 1927 (cap. 8,700)
5. University of Minnesota, Williams Arena
Opened - 1928 (cap. 14,625)
5. Butler University, Hinkle Fieldhouse
Opened - 1928 (cap. 11,043)

THE GOPHERS ON TV

Twenty one Golden Gopher basketball games have been broadcast in 2001-02. Along with three national broadcasts on ESPN, ESPN2 and CBS, Golden Gopher basketball was seen locally on KSTC-TV Ch. 45 in conjunction with Victory Sports Network. Fifteen games were broadcast on Ch. 45. Two Saturday Big Ten games will be produced by ESPN Regional and carried locally on either KSTP-Ch. 5. Please refer to the schedule on the first page for television information.

HAGEN RECEIVES SCHOLARSHIP

Dan Monson announced Monday, Jan. 14 that Jeff Hagen will receive a basketball scholarship from the University of Minnesota. Hagen's aid began with the second semester this school year.

Hagen, a sophomore center from Minnetonka, Minn., is redshirting this season. As a freshman, he averaged 1.9 points and 1.2 rebounds per game.

CAREER RECORDS

SCORING

Name	Points
1. Mychal Thompson (1975-78)	1,992
2. Willie Burton (1987-90)	1,800
3. Randy Breuer (1980-83)	1,777
4. Sam Jacobson (1995-98)	1,709
5. Kevin McHale (1977-80)	1,704
6. Quincy Lewis (1995-99)	1,614
7. Tommy Davis (1982-85)	1,481
8. Trent Tucker (1979-82)	1,445
9. Chuck Mencil (1952-55)	1,391
10. Marc Wilson (1983-86)	1,386
11. Kevin Lynch (1988-91)	1,355
12. Tom Kondla (1966-68)	1,350
13. Ron Johnson (1958-60)	1,331
14. Lou Hudson (1964-66)	1,329
15. Arriel McDonald (1991-94)	1,273
16. Dusty Rychart (1998-)	1,248
17. Melvin Newbern (1988-90)	1,224
18. Jim McIntyre (1946-49)	1,223
19. Archie Clark (1964-66)	1,199
20. Randy Carter (1991-94)	1,186

REBOUNDS

Name	Rebounds
1. Mychal Thompson (1975-78)	956
2. Kevin McHale (1977-80)	950
3. Jim Brewer (1971-73)	907
4. Richard Coffey (1987-90)	904
5. Mel Northway (1963-65)	841
6. Ron Johnson (1958-60)	820
7. Randy Carter (1991-94)	736
8. Larry Mikan (1968-70)	731
9. Randy Breuer (1980-83)	730
10. Dusty Rychart (1998-2002)	724

THREE-POINT FIELD GOALS

Name	3-PT
1. Sam Jacobson (1995-98)	173
2. Voshon Lenard (1991-94)	137
3. Quincy Lewis (1995-99)	127
4. Kevin Lynch (1988-91)	117
5. Kevin Burleson (1999-)	111
6. Terrance Simmons (1998-2001)	108
7. Arriel McDonald (1991-94)	100
8. Townsend Orr (1992-94)	96
9. Willie Burton (1987-90)	82
10. Michael Bauer (1999-)	79

ASSISTS

Name	Asst
1. Arriel McDonald (1991-94)	547
2. Marc Wilson (1983-86)	375
3. Melvin Newbern (1988-90)	369
4. Kevin Lynch (1988-90)	301
5. Ray Williams (1976-77)	296
6. Flip Saunders (1974-77)	295
7. Kevin Burleson (1999-)	269
8. Osborne Lockhart (1975-78)	268
9. Walter Bond (1988-91)	235
10. Trent Tucker (1979-82)	215

MINNY-NOTES

- Minnesota's 12 blocks against UNC-Wilmington was a season-high and tied for the third-best total in school history. The block total is the most since blocking 12 at Arizona State on Nov. 27, 1991.
- Minnesota's 47-point win over Maryland-Eastern Shore was the third-largest margin of victory in school history, and the largest since the Golden Gophers defeated South Dakota State, 78-25 (12/3/45) (including vacated games, it is the sixth-largest.)
- The 95 points against Maryland-Eastern Shore is the most Minnesota has scored since defeating TCU, 107-99, on Nov. 25, 2000. It is also the second-best point total by Minnesota under Dan Monson.
- Maryland-Eastern Shore's 31.6 percent field goal percentage is lowest by a Minnesota opponent in the Monson era.
- Minnesota is 3-0 in Big Ten home openers under Dan Monson.
- Minnesota shot 69.4 percent from the field (34-49) against Michigan (1/9), the third-best percentage in school history. It was the best performance since shooting 71.1% at Indiana on Feb. 11, 1984.
- Minnesota shot 61.5 percent from three-point range (8-13) vs. the Wolverines (1/9), also the third-best percentage in school history.
- Minnesota's 81.8 field goal percentage (18-22) in the second half vs. Michigan (1/9) was the fourth-best percentage in a half and the best since shooting .833 at Indiana on Feb. 11, 1984.
- Minnesota won for the first time at Purdue (1/12) since 1997 and for only the second time since 1982.
- Minnesota's 89 points vs. Ohio State (1/26) was the most allowed by Ohio State this season. The previous high was just 71 by Purdue on Jan. 2.
- Minnesota's 24-point win vs. Penn State (1/30) is the largest Big Ten win of the season and is the largest margin of victory in a Big Ten game under Monson. The 94 points was the most in a Big Ten game under Monson.
- Minnesota has won three games against ranked opponents (#17 Michigan State (1/5), #20 Ohio State (1/26) and #25 Indiana (2/2) and are 3-2 on the season against ranked foes this season.
- The last time Minnesota won three straight games over ranked opponents was during the 1996-97 season when the Golden Gophers won eight in a row over ranked foes.
- Minnesota turned the ball over a season-low eight times vs. Indiana (2/2).
- Minnesota's 88 points is the most allowed by Indiana this season.
- Minnesota's win at Iowa (2/9) was its fourth straight in conference play. The last time Minnesota won four straight Big Ten conference games was in 1996-97 when they won 12 straight. Those games were later vacated. Not counting vacated games, the last time Minnesota won four straight conference games was in 1989-90 (2/17 at Northwestern, 90-72; 2/22 vs. Wisconsin, 68-67; 2/24 at Iowa, 102-80; 3/1 at Indiana, 75-70).
- Minnesota's 86 points at Iowa (2/9) is the most allowed by Iowa this season.
- Minnesota shot over 50 percent from the field during its four-game win streak. The Gophers shot 125-214 from the field (58.4 percent) during that span. In the second half of those games, the Gophers made 63-of-96 shots (65.6 percent).
- Minnesota has 144 blocks this season, the third most in school history. The record for blocks in a season is 154.
- Minnesota's win at Penn State (2/23) was its first win this season when the Gophers did not score 70 or more points. The Gophers improved their record to 1-9 when they don't score 70.
- Minnesota's nine conference wins are the most under Dan Monson and the most since the 1992-93 season when the Gophers were 9-9 in the conference. Including vacated games, it's the most wins since the 1996-97 season when the Gophers were 16-2 in the conference.
- Minnesota's 11 blocks vs. Northwestern on Feb. 27 was the most since swatting 12 against UNC-Wilmington on 12/4. It's the most in a Big Ten contest since blocking 12 against Ohio State on 1/26/76.
- Minnesota limited Northwestern (2/27) to an opponent season-low field goal percentage of 28.3%.
- Minnesota shot a Big Ten season-low 34.8 percent from the field vs. Illinois on March 3.
- Minnesota won a Big Ten Tournament game for the first time since 1998.
- Minnesota's 11 steals vs. Penn State (3/7) tied for the most against a Big Ten opponent this season. (Penn State, 2/23 and Indiana 2/2).
- Minnesota's 24-point win vs. Penn State in the Big Ten Tournament was the largest margin of victory in that tournament.

SEASON RECORDS

STEALS

Name	Steals
1. Melvin Newbern ('88-89)	101
2. Melvin Newbern ('89-90)	72
3. Quincy Lewis ('97-98)	68
4. Travarus Bennett ('01-02)	67
5. Trent Tucker ('80-81)	63
6. Darryl Mitchell ('81-82)	51
7. James Jackson ('77-78)	52
8. Voshon Lenard ('91-92)	51
9. Quincy Lewis ('98-99)	50
10. Voshon Lenard ('92-93)	49

ASSISTS

Name	Assists
1. Arriel McDonald ('93-94)	179
2. Melvin Newbern ('89-90)	167
3. Ray Williams ('76-77)	166
4. Kevin Burleson ('01-02)	135
4. Melvin Newbern ('88-89)	131
6. Ray Williams ('75-76)	130
7. Arriel McDonald ('90-91)	126
8. Terrance Simmons ('00-01)	124
9. Arriel McDonald ('92-93)	122
10. Arriel McDonald ('91-92)	120

SEASON RECORDS

BIG TEN GAMES ONLY

STEALS

Name	Steals
1. Melvin Newbern ('88-89)	62
2. Travarus Bennett ('01-02)	37
3. James Jackson ('77-78)	36
4. Melvin Newbern ('89-90)	33
5. Quincy Lewis ('98-99)	32
6. Arriel McDonald ('92-93)	30
7. Quincy Lewis ('97-98)	29
Kevin Lynch ('90-91)	29
Trent Tucker ('80-81)	29
Darryl Mitchell ('81-82)	29
Walter Bond ('88-89)	29

ASSISTS

Name	Assists
1. Arriel McDonald ('93-94)	111
2. Ray Williams ('76-77)	106
3. Ray Williams ('75-76)	105
4. Melvin Newbern ('89-90)	100
5. Leo Rautins ('78-79)	76
6. Arriel McDonald ('92-93)	74
7. Marc Wilson ('82-83)	73
8. Arriel McDonald ('90-91)	70
9. Arriel McDonald ('91-92)	68
Kevin Burleson ('01-02)	68

RECORD WHEN...

Home	13-3
Away	3-8
Neutral	1-1
Nonconference	7-4
Conference	9-7
Leading at half	11-7
Trailing at half	6-4
Tied at half	0-1
Leading with 5:00 left	17-4
Trailing with 5:00 left	0-8
Tied with 5:00 left	0-0
Shooting 50% or better from the field	11-0
Shooting less than 50% from the field	6-12
Opp. shoot 50% or better from the field	1-1
Opp. shoot less than 50% from the field	16-11
Make more 3s than opponent	4-3
Opponent makes more 3s	12-7
3s are equal	1-2
More FT attempts than opponent	8-1
Opponent had more FT attempts	8-10
FT attempts are equal	1-1
Outrebound opponent	12-6
Outrebounded by opponent	4-6
Rebounds are equal	1-0
Fewer turnovers than opponent	12-4
More turnovers than opponent	3-7
Turnovers are equal	2-1
Bench outscores opponent's bench	9-6
Opponent's bench outscores MN bench	8-5
Bench points are equal	0-1
Score 70 points or more	15-2
Score less than 70 points	2-10
Hold opponent for less than 70 points	9-4
Opponent scores 70 points or more	8-8
Games decided by 1-5 points	3-4
Games decided by 6-10 points	3-3
Games decided by 11-15 points	1-0
Games decided by more than 15 points	10-5
November	3-1
December	4-3
January	5-3
February	4-4
March	1-2
Bauer scores in double figures	13-4
Holman scores in double figures	9-2
On ESPN or ESPN2	1-2
On ESPN Regional	10-6
On CBS	0-1
Miscellaneous Stats	
Current streak	Lost 1
Homecourt streak	Lost 1
Neutral streak	Lost 1
Road streak	Won 1

2001-02 STARTING LINEUPS

Games	Forward	Forward	Center	Guard	Guard	Record
1-2	Rychart	Bauer	Ricker	Fleming	Burleson	2-0
3-10, 12-17	Rychart	Bauer	Ricker	Bennett	Burleson	8-6
11	Rychart	Ricker	Holman	Bennett	Burleson	0-1
18-29	Rychart	Ricker	Holman	Bennett	Fleming	7-5

MISCELLANEOUS STATISTICS

ATTENDANCE

	G	Total	Average
Home	16	210,446	13,153
Away	11	131,760	11,978
Total	27	342,206	12,674

DUNK-O-METER

Jerry Holman	28
Michael Bauer	6
Rick Ricker	6
Maurice Hargrow	4
Kevin Burleson	3
Dusty Rychart	1
Steve Esselink	1

DOUBLE-DOUBTS

Dusty Rychart	69
Rick Ricker	7
Travarus Bennett	1

DOUBLE-FIGURE SCORING

Dusty Rychart	21
Rick Ricker	20
Michael Bauer	17
Travarus Bennett	12
Jerry Holman	11
Kevin Burleson	6
Kerwin Fleming	3
Maurice Hargrow	1
Steve Esselink	1

20-POINT GAMES

Rick Ricker	6
Dusty Rychart	4
Kevin Burleson	3
Travarus Bennett	3

DOUBLE-FIGURE REBOUNDS

Dusty Rychart	6
Rick Ricker	3
Travarus Bennett	3

DOUBLE-FIGURE ASSISTS

Kevin Burleson	1
----------------	---

GAMES MISSED DUE TO INJURY/ILLNESS

Maurice Hargrow	2
Kerwin Fleming	1

FOULLED OUT

Kevin Burleson	4
Kerwin Fleming	3
Rick Ricker	3
Dusty Rychart	2
Jerry Holman	2
Michael Bauer	1

2001-02 GOLDEN GOPHER ROSTER

NO.	NAME	POS	HT	WT	YR	PPG	RPG	NOTE
1/4	Rick Ricker	F	6-10	202	Fr.	14.2	5.1	top freshman scorer in Big Ten
3	Aaron Robinson	G	5-9	160	Fr.	0.7	0.6	scored 4 points in Big Ten Tourney
5	Wade Hokenson	G	5-9	160	So.	0.0	0.3	walk-on; has played in nine games
11	Maurice Hargrow	G	6-4	175	Fr.	3.7	1.1	had 6 points vs. Illinois in Big Ten Tourney
12	Kevin Burleson**	G	6-3	190	Jr.	6.7	2.1	2 dbl-figure scoring games in BTI
15	Kerwin Fleming*	G	6-3	180	Sr.	7.3	2.4	tied a season-high with 4 assists vs. Wis.
21	Travarus Bennett*	F	6-7	205	Sr.	8.7	5.2	has 16 steals in last 4 games
24	Tyree Bolden	F	6-5	190	So.	0.3	0.7	walk-on; has played in nine games
30	Justin Lorange	G/F	6-5	190	Sr.	1.5	0.5	walk-on; has played in 10 games
31	Steve Esselink	F	6-6	191	So.	2.4	0.7	had 3 points in 8 min. vs Ill. in BTI
35	Randy Chall	F	6-5	215	So.	0.1	0.4	walk-on; has played in nine games
40	Jerry Holman	F/C	6-10	218	Jr.	8.5	3.7	10 points; 5-5 fgs vs. PSU in BTI
41	Michael Bauer*	F	6-8	205	So.	9.7	3.6	led team with 17 points vs. NU
42	Jeff Hagen*	C	6-11	250	So.	na	na	redshirting the 2001-02 season
45	Dusty Rychart***	F	6-7	210	Sr.	13.3	6.8	had 46 pts on 19-27 fg in BTI

* Number of letters earned

#41 MICHAEL BAUER

Forward • So. • 6-8 • 205 • Hastings, Minn. • Hastings HS

Last Two Games: Had two points and four rebounds in 21 minutes vs. Illinois in Big Ten Tournament (3/8) • Had two rebounds vs. Penn State in Big Ten Tournament (3/7).

Notable: One of three team captains • scored 10 points, and was 2-of-5 from three-point range vs. Illinois (3/3) • was a perfect 6-of-6 from the field, 3-of-3 from three-point range, and led the team with 17 points vs. Northwestern (2/27) • had 10 second-half points and grabbed five rebounds at Penn State (2/23) • scored 10 points in 12 minutes at Iowa (2/9) • had 11 points in 14 minutes and was 3-of-4 from beyond the arc vs. Indiana (2/2) • came off the bench for the second straight game and scored 12 points on 5-of-8 shooting and dished out three assists vs. Penn State (1/30) • led team with 17 points at Michigan (1/19) • scored 15 points, grabbed seven rebounds and blocked two shots vs. Michigan (1/9) • had 12 points, three assists, three rebounds and four blocks in season-high 35 minutes vs. Michigan State (1/5) • led team with 16 points at Illinois (1/2) • came off the bench for the first time at Texas Tech due to an ankle injury, scored six points and grabbed six boards • had 11 points, four rebounds, three assists, three blocks and a steal vs. Nebraska • had 15 points, on 5-of-8 shooting, three assists and a career-high three steals in 19 minutes vs. Maryland-Eastern Shore • had 13 points, four rebounds and two blocks vs. UT-Pan American • scored 11 points and grabbed five rebounds at Wake Forest • led the team for the third straight game in scoring with 17 points against Eastern Washington • was 6-of-9 from the floor, 2-of-4 from three-point range • led the team for the second straight game with 19 points against UNC-Asheville • led team with 18 points and grabbed eight boards vs. Mercer • was 8-of-12 from the floor and 2-of-3 from three-point range • last season, suffered a season-ending injury (broken forearm) after scoring 12 points and grabbing eight rebounds in loss to Purdue (1/27/01).

Milestones: Ranks 10th in career three-point field goals with 79 • scored his 500th career point at Penn State on Feb. 23 • set school season record for three-point field goal percentage with a .415 mark (34-82) in 2001 • has scored in double figures 32 times in his career • has recorded double-digit rebounds in two games during his career.

CAREER HIGHS

Minutes: 35 vs. Georgia (11/19/00)
Points: 21 vs. Georgia (11/19/00)
Rebounds: 12 vs. Morris Brown (12/4/00)
Assists: 4 - two times; last vs. Nebraska (12/28/00)
Steals: 3 vs. Maryland-Eastern Shore (12/13/01)
Blocks: 4 - three times; last vs. MSU (1/5/02)

SEASON HIGHS

Minutes: 33 - two times; last at Wisconsin (1/16/02)
Points: 19 vs. UNC-Asheville (11/21/01)
Rebounds: 8 vs. Mercer (11/17/01)
Assists: 5 - six times; last vs. Penn State (1/30/02)
Steals: 3 vs. Maryland-Eastern Shore (12/13/01)
Blocks: 4 vs. Michigan State (1/5/02)

2001-02 Game-by-Game

Opponent (Date)	Start	Min.	Fg-Fa	3g-3a	Ftm-Fta	O-D/T	Pf.	Asst.	To.	Blk.	Stl.	Pts.
Mercer (11/17)	Y	25	7-16	3-8	1-3	4-4/8	2	1	1	1	1	18
UNC-Asheville (11/21)	Y	26	8-12	2-3	1-1	1-1/2	2	3	0	1	0	19
E. Washington (11/24)	Y	24	6-9	2-4	3-4	0-2/7	1	0	2	1	1	17
at Wake Forest (11/27)	Y	26	4-14	3-5	0-0	2-3/5	3	0	2	0	0	11
UT-Pan American (12/1)	Y	25	3-8	1-3	6-8	1-3/4	2	1	1	2	0	13
UNC-Wilmington (12/4)	Y	31	0-7	0-1	3-4	3-5/5	1	1	2	2	1	3
at Georgia (12/7)	Y	21	1-7	0-1	0-0	2-2/4	1	1	2	2	1	2
Oregon (12/10)	Y	24	1-7	0-3	0-0	3-4/7	2	0	0	1	1	1
Maryland-ES (12/13)	Y	19	5-8	2-3	3-5	0-2/2	4	3	1	3	1	15
Nebraska (12/22)	Y	25	5-10	3-8	2-2	0-4/4	2	3	1	3	1	15
at Texas Tech (12/30)	N	27	2-5	0-3	2-2	1-5/6	5	0	2	0	0	4
at Illinois (1/2)	Y	29	6-13	1-3	3-4	1-3/4	3	1	3	1	2	16
Michigan State (1/5)	Y	35	4-9	3-8	1-3	1-2/3	1	3	1	4	0	11
Michigan (1/9)	Y	27	6-8	2-1	1-1	1-6/7	0	2	3	2	0	11
at Purdue (1/12)	Y	27	2-4	0-1	0-0	1-2/3	1	3	2	0	1	4
at Wisconsin (1/16)	Y	33	3-8	1-3	0-0	2-5/7	3	1	4	2	1	7
at Michigan (1/19)	Y	30	7-15	3-7	0-0	1-1/2	2	2	3	0	0	17
Ohio State (1/26)	N	11	2-3	1-4	1-1	0-0/0	1	0	1	0	0	6
Penn State (1/30)	N	15	5-8	0-1	2-2	0-2/2	1	3	2	0	1	12
Indiana (2/2)	N	14	4-6	3-4	0-0	0-0/0	3	2	1	1	0	12
at Iowa (2/9)	N	17	3-7	2-1	2-2	0-0/0	2	0	2	0	1	10
at Northwestern (2/13)	N	18	2-6	0-2	0-0	2-1/3	4	0	0	0	0	4
Wisconsin (2/16)	N	15	3-4	1-1	0-0	0-5/5	1	0	2	0	0	7
at Michigan State (2/21)	N	27	0-6	0-2	0-0	1-1/2	3	1	0	1	0	0
at Penn State (2/23)	N	23	3-10	2-6	2-2	3-2/5	0	1	0	1	0	10
Northwestern (2/27)	N	20	6-8	3-3	2-2	1-3/4	2	1	1	0	0	17
Illinois (3/3)	N	24	4-10	2-1	0-0	1-2/3	1	0	1	0	1	10
Penn State (3/7)	N	18	0-7	0-3	0-0	0-2/2	2	1	0	0	2	0
Illinois (3/8)	N	21	0-4	0-1	2-3	0-4/4	2	1	1	0	0	2

2000-01 Game-by-Game

Opponent (Date)	Start	Min.	Fg-Fa	3g-3a	Ftm-Fta	O-D/T	Pf.	Asst.	To.	Blk.	Stl.	Pts.	
UNCG (11/17)	Y	35	2-6	1-1	2-2	3-3/6	2	2	2	1	0	7	
Georgia (11/19)	Y	35	6-12	2-3	7-8	1-2/3	4	2	0	1	0	21	
vs. Hawaii Pac (11/24)	Y	26	1-6	0-1	3-4	2-4/6	2	0	1	1	0	5	
vs. TCU (11/25)	N	13	0-4	0-1	0-0	0-0/0	0	0	2	1	0	0	
vs. Georgetown (11/26)	N	21	6-12	3-6	2-3	1-2/3	5	0	0	1	0	17	
at Florida State (11/29)	N	20	3-8	2-3	0-0	1-0/1	4	1	1	1	2	8	
Morris Brown (12/4)	Y	33	5-11	1-2	0-0	4-8/12	1	1	0	3	0	11	
at Marquette (12/7)	N	28	6-14	2-8	0-0	3-7/10	4	4	2	1	2	14	
Bethune Cook (12/9)	Y	28	5-11	1-2	7-8	1-5/6	2	2	0	1	0	18	
La Tech (12/12)	N	18	4-6	1-3	1-1	0-2/2	2	2	2	1	2	10	
Dartmouth (12/22)	Y	27	2-7	1-2	2-3	2-3/5	1	1	3	2	1	7	
Nebraska (12/28)	N	34	5-13	1-4	3-5	3-5/8	3	4	0	4	0	14	
Centenary (12/30)	Y	21	4-7	2-4	2-3	2-1/2	0	0	0	4	2	11	
at Illinois (1/3)	Y	24	4-7	2-4	0-0	0-1/1	1	2	2	1	2	10	
Wisconsin (1/6)	Y	27	4-7	3-4	0-0	2-6/8	4	3	5	0	1	11	
at Ohio State (1/13)	Y	32	4-10	3-7	4-4	0-3/3	2	1	0	1	1	11	
Purdue (1/17)	Y	28	4-11	2-7	2-4	1-5/6	1	2	1	1	0	12	
Indiana (1/20)	N	35	7-12	5-8	0-0	0-1/1	4	0	2	3	2	16	
Iowa (1/24)	Y	28	2-8	0-2	1-3	1-2/3	2	0	1	1	0	5	
at Purdue (1/27)	Y	20	5-11	2-4	0-0	3-5/6	1	2	1	0	2	12	
Total:		13/20	527	79-183	34-82	36-50	30-65/95	47	29	25	30	17	228

1999-2000 Game-by-Game

Opponent (Date)	Start	Min.	Fg-Fa	3g-3a	Ftm-Fta	O-D/T	Pf.	Asst.	To.	Blk.	Stl.	Pts.	
at Oregon (12/18)	N	11	2-2	1-1	0-0	1-3/4	1	0	0	0	1	5	
Furman (12/23)	N	12	0-4	0-0	0-4	2-2/4	1	0	1	0	1	0	
at Georgia (12/28)	N	12	4-5	3-4	2-2	0-6/6	0	0	1	1	1	13	
at Nebraska (12/31)	N	5	1-2	0-0	0-0	0-2/2	3	1	1	1	0	2	
Michigan (1/5)	N	10	3-4	1-1	0-0	1-1/2	2	1	0	0	1	7	
Total:		0/5	54	10-17	5-8	2-6	4-14/18	7	2	3	2	4	27

Bauer's Career Statistics

Season	Gp	Gs	Min	Avg	Fg-Fga	Pct	3-POINT			REBOUNDS					Pts	Avg			
							Fg-Fga	Pct.	Ft-Fta	Pct.	O-D/Tot	Avg	Asst	TO			Blk	ST	Pf/Dq
1999-00	5	0	54	10.8	10-17	.588	5-5	.833	2-6	.333	4-14/18	3.6	2	3	2	4	7/0	27	5.4
<i>Medical Redshirt</i>																			
2000-01	20	13	527	26.4	79-183	.432	34-82	.415	36-50	.720	30-65/95	4.8	29	25	30	17	47/1	228	11.4
2001-02	29	16	675	23.3	102-237	.430	40-112	.357	37-49	.755	32-73/105	3.6	35	41	26	16	59/1	281	9.7
Career	54	30	1,256	23.3	191-437	.437	79-200	.395	75-105	.714	66-152/218	4.0	66	69	58	37	113/2	536	9.9

#21 TRAVARUS BENNETT

Forward • Sr. • 6-7 • 205 • Rosedale, Miss. • SW Missouri St.-West Plains/West Bolivar HS

Last Two Games: Had 11 points, four rebounds, two assists and three steals in a season-high 35 minutes vs. Illinois in Big Ten Tournament (3/8) • had four points, nine rebounds and four steals vs. Penn State in Big Ten Tournament (3/7).

Notable: Scored 15 points, grabbed eight offensive rebounds, dished out four assists and had three steals in a career-high 35 minutes vs. Illinois (3/3) • had 16 points, seven rebounds, a career-high five assists, two blocks and tied a career-high with six steals vs. Northwestern (2/27) • had 14 points, nine rebounds, two assists, one block and one steal at Penn State (2/23) • was limited to 18 minutes vs. Northwestern (2/13) because of a sprained ankle, had two points, three boards, two blocks and two steals • had 11 points, five rebounds, two assists, a block and four steals in a career-high 35 minutes at Iowa (2/9) • had four points, eight rebounds, two assists, three blocks and four steals in a season-high 34 minutes vs. Indiana (2/2) • scored a career-high 21 points on 6-of-6 from the field and 6-of-6 from the line, grabbed seven boards and had two assists, two steals and a block vs. Ohio State (1/26) • named Big Ten Co-Player of the Week on Jan. 28 for his perfect game against OSU (1/26) • had four points, four rebounds and tied a season-high with four steals at Michigan (1/19) • had seven points and four steals vs. Michigan State (1/5) • recorded his first double-double of the season with 15 points and 10 rebounds at Texas Tech in 33 minutes • scored eight points and tied a season high with four steals vs. Nebraska • scored 16 points on 4-of-4 shooting, 3-of-3 from beyond the arc vs. Maryland-Eastern Shore • had 11 points, five rebounds and two steals vs. Oregon • scored a career-high 19 points vs. UT-Pan American • was 5-of-8 from the field, 3-of-4 on three-pointers and 6-of-6 from the line • also had three blocks • scored 12 points and grabbed a season-high seven rebounds in 30 minutes at Wake Forest • started for the first time this season vs. Eastern Washington and scored seven points • had four steals and two blocks vs. EWU • scored 11 points on 5-of-7 shooting in 18 minutes vs. UNC-Asheville • also had five rebounds and four steals against the Bulldogs • saw his first action of the season against Mercer, playing 15 minutes, had four assists and three steals and one point

Milestones: First Big Ten Defensive Player of the Year in school history • has scored in double figures in 16 career games • has recorded three games of double-digit rebounds • scored 300th career point vs. Ohio State

CAREER HIGHS

Minutes: 35 - four times; last vs. Illinois (3/8/02)
Points: 21 vs. Ohio State (1/26/02)
Rebounds: 12 - two times; last vs. Tulsa (3/19/01)
Assists: 5 vs. Northwestern (2/27/02)
Steals: 6 - two times; last vs. Northwestern (2/27/02)
Blocks: 3 - three times; last vs. Indiana (2/2/02)

SEASON HIGHS

Minutes: 35 - three times; last vs. Illinois (3/8/02)
Points: 21 vs. Ohio State (1/26/02)
Rebounds: 10 at Texas Tech (12/30/01)
Assists: 5 vs. Northwestern (2/27/02)
Steals: 6 vs. Northwestern (2/27/02)
Blocks: 3 - two times; last vs. Indiana (2/2/02)

2001-02 Game-by-Game

Opponent (Date)	Start	Min.	Fg-Fa	3g-3a	Ftm-Fta	O-D/T	Pt. Asst.	To. Blk.	Stl.	Pts.
Mercer (11/17)	N	15	0-3	0-2	1-1	1-0/1	1 4	1 0	0	1
UNC-Asheville (11/21)	N	18	5-7	0-0	1-2	3-2/5	1 1	1 0	4	11
E. Washington (11/24)	Y	24	3-10	1-0	0-0	1-2/5	1 1	0 2	4	7
at Wake Forest (11/27)	Y	30	4-9	1-3	3-3	4-3/7	3 0	1 0	1	13
UT-Pan American (12/1)	Y	30	5-8	3-4	6-8	3-1/4	3 0	2 3	1	19
UNC-Wilmington (12/4)	Y	18	0-1	0-0	0-0	0-0/0	4 0	1 1	0	0
at Georgia (12/7)	Y	28	3-7	1-4	1-2	3-3/8	1 2	3 1	1	8
Oregon (12/10)	Y	30	3-6	1-3	4-4	4-1/1	2 0	0 0	2	11
Maryland-ES (12/13)	Y	25	4-4	3-3	5-8	2-0/2	1 2	1 0	2	18
Nebraska (12/22)	Y	28	1-2	1-2	5-7	2-3/5	2 1	0 0	4	8
at Texas Tech (12/30)	Y	33	6-14	3-7	0-2	6-4/10	3 3	0 0	3	15
at Illinois (1/2)	Y	28	2-6	0-2	2-2	2-5/7	1 3	2 1	0	8
Michigan State (1/5)	Y	30	1-4	0-3	5-7	1-2/5	4 1	1 0	4	7
Michigan (1/9)	Y	28	1-1	1-1	2-2	0-3/5	3 3	3 0	3	5
at Furue (1/12)	Y	24	2-4	1-2	2-2	2-4/6	4 2	1 0	2	7
at Wisconsin (1/16)	Y	32	2-4	0-3	5-8	2-6/8	4 3	1 1	1	5
at Michigan (1/19)	Y	28	1-2	1-1	0-0	2-2/4	4 1	1 0	4	4
Ohio State (1/26)	Y	29	6-6	3-3	6-6	1-6/7	3 2	0 1	2	21
Penn State (1/30)	Y	20	2-5	0-2	0-0	2-2/4	2 2	0 0	1	4
Indiana (2/2)	Y	34	1-3	1-3	1-2	0-8/8	2 2	0 3	4	4
at Iowa (2/9)	Y	35	5-7	1-1	0-0	1-4/5	1 2	3 1	4	11
at Northwestern	Y	18	1-2	0-1	0-0	0-3/3	1 1	2 2	2	2
Wisconsin (2/16)	Y	29	1-1	0-0	0-0	1-3/4	4 0	0 1	0	2
at Michigan State (2/21)	Y	26	2-7	0-4	0-0	2-2/4	4 0	1 0	0	4
at Penn State (2/23)	Y	28	4-6	3-4	3-4	3-6/9	3 2	0 1	1	14
Northwestern (2/27)	Y	34	5-8	2-3	4-5	3-4/7	1 5	1 2	6	18
Illinois (3/3)	Y	35	5-11	3-5	2-2	8-0/8	3 4	2 0	3	15
Penn State (3/7)	Y	31	1-4	0-2	2-3	2-7/9	3 1	1 1	4	4
Illinois (3/8)	Y	35	3-5	3-4	2-2	1-3/4	1 2	2 0	3	11

2000-01 Game-by-Game

Opponent (Date)	Start	Min.	Fg-Fa	3g-3a	Ftm-Fta	O-D/T	Pt. Asst.	To. Blk.	Stl.	Pts.					
UNCG (11/17)	N	15	3-5	2-2	0-0	1-3/4	0 3	0 0	0	8					
Georgia (11/19)	N	12	1-2	1-1	0-0	0-1/1	3 1	1 0	0	3					
vs. Hawaii Pac (11/24)	N	9	1-1	1-1	0-0	2-2/4	2 0	3 0	1	3					
vs. TCU (11/25)	N	11	0-2	0-1	1-2	0-3/5	2 3	0 1	0	1					
vs. Georgetown (11/26)	N	13	2-4	1-2	4-8	2-4/8	1 0	0 0	0	6					
at Florida State (11/29)	N	14	5-8	2-3	0-0	0-3/5	1 0	1 0	0	12					
Morris Brown (12/4)	N	14	1-4	0-1	0-1	1-0/1	2 1	0 1	0	2					
at Marquette (12/7)	N	18	2-4	1-2	0-1	2-0/2	1 0	0 0	1	5					
Bethune Cook (12/9)	N	11	1-3	0-0	0-0	0-1/1	2 1	1 1	0	2					
La Tech (12/12)	N	11	0-4	0-1	0-0	1-0/3	3 1	1 1	1	0					
Dartmouth (12/22)	N	21	0-3	0-1	0-0	0-2/2	2 0	0 0	3	0					
Nebraska (12/28)	N	14	0-4	0-4	0-0	0-2/2	2 0	0 0	3	0					
Cenlenary (12/30)	N	19	1-3	1-2	0-0	2-6/8	2 3	0 2	1	3					
at Illinois (1/3)	N	18	1-3	0-0	0-0	1-3/4	3 2	2 1	0	2					
Wisconsin (1/6)	N	10	0-3	0-0	0-0	1-0/1	1 0	0 0	0	0					
at Ohio State (1/13)	N	15	0-2	0-1	0-0	3-2/5	0 0	2 0	1	0					
Furue (1/17)	N	11	0-0	0-0	0-0	0-3/5	2 0	0 0	0	0					
Indiana (1/20)	N	19	0-3	0-2	2-2	0-1/1	1 2	1 0	2	2					
Iowa (1/24)	N	19	3-4	1-2	0-0	0-2/2	4 0	1 0	4	7					
at Furue (1/27)	N	20	1-6	0-1	0-0	0-1/1	3 0	0 1	0	2					
at Iowa (1/31)	N	21	0-6	0-3	0-0	0-5/5	1 1	2 0	0	0					
Ohio State (2/3)	N	18	1-3	0-1	2-2	2-1/3	2 1	0 0	3	4					
at Northwestern (2/6)	N	31	7-11	0-1	2-4	6-5/11	2 2	0 1	2	16					
Michigan State (2/10)			Did Not Play												
Penn State (2/14)	N	22	3-6	1-1	0-0	3-5/8	0 0	1 1	1	7					
at Michigan (2/17)	Y	25	6-6	4-4	2-2	3-3/6	5 0	2 0	1	18					
at Wisconsin (2/21)	Y	33	2-4	0-2	0-0	0-5/5	3 2	0 0	0	4					
at Indiana (2/28)	Y	30	2-4	2-4	2-2	3-2/5	4 1	0 1	0	8					
Illinois (3/4)	Y	35	4-7	1-3	0-0	2-5/7	1 1	0 1	2	9					
Furue (3/8)	Y	23	0-4	0-1	0-0	0-2/2	5 0	1 0	2	0					
Villanova (3/14)	Y	34	3-9	1-3	4-6	2-10/12	3 0	0 0	1	11					
Tulsa (3/19)	Y	31	1-8	0-2	1-2	6-6/12	2 3	2 3	6	3					
Totals		7/21	596	51	127	19-54	26-29	43-88	131	65	28	21	16	55	343

Bennett's Career Statistics

Season	Gp	Gs	Min	Avg	3-POINT			REBOUNDS											
					Fg-Fga	Pct.	Ft-Fta	Pct.	O-D/Tot	Avg	Asst	TO	Blk	ST	Pt/Dg	Pts	Avg		
2000-01	31	7	596	19.2	51-127	.402	19-54	.351	20-29	.690	43-88/131	4.2	28	21	16	35	65/2	141	4.5
2001-02	29	27	797	27.5	79-157	.503	33-70	.471	62-80	.775	62-89/151	5.2	50	34	21	67	70/0	253	8.7
Career	60	34	1,393	23.2	130-284	.458	52-124	.419	82-109	.752	105-177/282	4.7	78	55	37	102	135/2	376	6.3

#12 KEVIN BURLESON

Guard • Jr. • 6-3 • 190 • Seattle, Wash. • O'Dea HS

Last Two Games: Scored 10 points and dished out four assists vs. Illinois in Big Ten Tournament (3/8) • Had 16 points, was 3-of-3 from beyond the arc, and had two steals vs. Penn State in Big Ten Tournament (3/7).

Notable: One of three team captains • had six points, six assists and a season-high five steals at Penn State (2/23) • dished out nine assists to go along with six points, two blocks and two steals vs. Ohio State (1/26) • had six points, eight assists and a season-high four rebounds at Michigan (1/19) • scored a career-high 24 points, on 7-of-13 shooting, with five assists and a steal at Purdue (1/12) • scored 19 points (16 in the second half), grabbed three boards, dished out four assists and registered a block vs. Michigan (1/9) • had six points and five assists in 34 minutes at Texas Tech • had nine points and five assists vs. Nebraska • dished out eight assists to go along with five points and a steal vs. Maryland-Eastern Shore • had six points, five assists and four steals vs. Oregon • had eight points, five assists and two steals vs. UNC-Wilmington • had 10 points, six assists and four steals vs. UT-Pan American in 30 minutes of action • third in the Big Ten with 44 assists • scored a season-high 12 points and had four assists at Wake Forest • scored six points and added eight assists vs. Eastern Washington • had a career-high 11 assists (previous high was seven), against just one turnover vs. UNC-Asheville • it was the most assists by a Gopher since J.B. Bickerstaff had 10 on Nov. 24, 2000 at Hawaii-Pacific • first player to record more than 10 assists since Arriel McDonald dished 13 assists against Iowa on March 5, 1994 (game went to triple overtime) • 11 assists rank in a tie for the sixth-best game total in school history.

Milestones: Is seventh in school history with 269 career assists • has the fourth-most assists in a season in school history with 135 • currently fifth in school history with 111 career three-pointers and fourth with 334 three-point attempts • scored his 600th career point at Penn State on Feb. 23 • recorded his 200th career assist at Illinois (1/2/02) • has scored in double figures in 23 games in his career.

CAREER HIGHS

Minutes: 37 - two times; last vs. Tulsa (3/19/01)
Points: 24 at Purdue (1/12/02)
Rebounds: 8 vs. Furman (12/23/99)
Assists: 11 vs. UNC-Asheville (11/21/01)
Steals: 6 at Indiana (2/28/01)
Blocks: 2 - four times, last at Northwestern (2/13/02)

SEASON HIGHS

Minutes: 34 at Texas Tech (12/30/01)
Points: 24 at Purdue (1/12/02)
Rebounds: 5 at Texas Tech (12/30/01)
Assists: 11 vs. UNC-Asheville (11/21/01)
Steals: 5 at Penn State (2/23/02)
Blocks: 2 - two times; last at Northwestern (2/13/02)

2001-02 Game-by-Game

Opponent (Date)	Start	Min.	Fg-Fa	3p-3a	Ftm-Fta	O-D/T	Pt.	Asst.	To.	Blk.	Stl.	Pts.
Mercer (11/17)	Y	25	1-5	1-1	1-2	1-2/3	5	4	2	0	2	4
UNC-Asheville (11/21)	Y	25	0-3	0-1	0-0	2-0/2	0	11	1	0	2	0
E. Washington (11/24)	Y	24	2-5	2-5	0-0	1-1/2	2	8	3	0	1	6
at Wake Forest (11/27)	Y	29	4-10	2-4	2-5	0-0/0	4	4	1	1	1	11
UT-Pan American (12/1)	Y	30	3-4	2-1	2-1	1-2/3	1	6	2	1	4	10
UNC-Wilmington (12/4)	Y	29	3-8	1-4	1-2	0-2/2	4	5	3	0	2	8
at Georgia (12/7)	Y	27	2-6	0-2	0-0	0-0/0	3	1	1	0	1	4
Oregon (12/10)	Y	30	3-11	0-5	0-0	0-1/1	2	5	2	0	4	6
Maryland-ES (12/13)	Y	27	1-2	0-0	3-4	1-3/4	2	8	0	1	1	5
Nebraska (12/22)	Y	26	3-4	2-3	1-1	0-0/0	2	5	1	0	1	9
at Texas Tech (12/30)	Y	34	2-11	1-1	1-2	3-2/5	5	5	2	1	0	6
at Illinois (1/2)	Y	21	0-2	0-1	0-0	0-2/2	0	4	1	0	0	0
Michigan State (1/5)	Y	25	1-6	0-4	3-4	0-2/1	1	2	4	0	2	5
Michigan (1/9)	Y	21	5-8	3-4	6-6	1-2/3	5	4	4	1	0	19
at Purdue (1/12)	Y	35	7-13	3-7	7-10	0-3/5	1	5	1	0	1	24
at Wisconsin (1/16)	Y	27	1-1	0-1	0-0	0-0/0	1	3	3	0	1	1
at Michigan (1/19)	Y	33	2-1	0-3	2-2	0-4/4	0	8	5	0	0	6
Ohio State (1/26)	N	28	2-3	0-1	2-4	0-1/1	4	9	1	2	1	6
Penn State (1/30)	N	24	0-0	0-0	2-1	2-0/2	2	5	1	0	1	2
Indiana (2/2)	N	21	1-3	1-1	0-0	0-3/3	3	4	0	0	2	3
at Iowa (2/9)	N	22	2-4	0-1	2-3	1-2/3	5	4	0	0	1	6
at Northwestern (2/13)	N	24	2-5	1-4	0-0	0-3/3	2	4	1	2	1	5
Wisconsin (2/16)	N	21	1-6	0-4	0-0	0-0/0	3	3	1	0	1	2
at Michigan State (2/21)	N	24	2-4	2-3	0-0	1-1/2	5	3	2	0	2	6
at Penn State (2/23)	N	36	2-3	0-0	2-2	2-1/3	1	6	3	0	5	6
Northwestern (2/27)	N	14	1-3	1-1	2-2	1-2/3	1	2	1	0	1	5
Illinois (3/3)	N	19	1-4	0-3	0-0	0-3/3	1	2	3	1	0	2
Penn State (3/7)	N	27	5-9	3-5	3-4	1-1/2	2	1	3	0	2	16
Illinois (3/8)	N	28	3-8	1-4	3-5	0-1/1	4	4	2	0	0	10

Burleson's Career Statistics

Season	Gp	Gs	Min	Avg	3-POINT			REBOUNDS			Asst	TO	Blk	ST	P/Dg	Pts	Avg		
					Fg-Fga	Pct.	Ft-Fta	Pct.	O-D/Tot	Avg									
1998-99																			
1999-2000	28	23	696	24.9	81-222	.365	44-136	.324	40-46	.870	28-46/74	2.6	57	39	8	27	78/5	246	8.8
2000-01	31	10	655	21.1	62-164	.378	41-108	.380	31-47	.660	16-38/54	1.7	77	49	5	32	84/4	196	6.3
2001-02	29	17	732	25.2	62-169	.367	26-89	.292	45-60	.750	18-44/62	2.1	135	55	10	41	71/4	195	6.7
Career	88	50	2,083	23.7	205-555	.369	111-333	.333	116-153	.758	62-128/190	2.2	269	143	23	100	233/13	637	7.2

(Reds hit!)

#12 KEVIN BURLESON

Guard • Jr. • 6-3 • 190 • Seattle, Wash. • O'Dea HS

2000-01 Game-by-Game

Opponent (Date)	Start	Min.	Fg-Fa	3g-3a	Ftm-Fta	O-D/T	Pt. Asst.	To. Blk.	Stl.	Pts.			
UNCG (11/17)	N	18	3-6	0-0	1-1	0-0/0	2 4	0 0	2 7	7			
Georgia (11/19)	N	18	3-5	1-3	3-4	0-1/1	3 2	2 0	3 10	10			
vs. Hawaii Pac (11/24)	N	25	2-3	2-3	0-0	1-2/3	3 3	4 0	0 8	8			
vs. TCU (11/25)	N	17	2-1	2-1	2-1	1-1/1	2 3	0 0	0 8	8			
vs. Georgetown (11/26)	N	20	0-4	0-1	0-0	0-3/3	1 3	1 0	0 0	0			
at Florida State (11/29)	N	18	4-5	2-3	0-0	0-0/0	1 2	1 0	0 10	10			
Morris Brown (12/4)	N	25	2-4	1-3	2-1	0-5/5	3 3	3 1	1 7	7			
at Marquette (12/7)	N	24	0-2	0-1	0-0	0-1/1	3 6	0 0	2 0	0			
Bethune Cook (12/9)	N	18	1-3	0-1	1-1	1-2/3	2 3	1 0	1 3	3			
La Tech (12/12)	N	16	0-2	0-0	0-0	0-0/0	2 4	2 0	0 0	0			
Dartmouth (12/22)	N	17	3-5	2-3	0-0	0-3/3	1 2	2 2	0 8	8			
Nebraska (12/28)	N	15	1-4	1-1	0-1	1-0/1	1 1	1 1	1 3	3			
Centenary (12/30)	N	14	3-4	3-4	5-4	0-1/1	3 1	2 0	3 14	14			
at Illinois (1/3)	N	10	0-3	0-1	0-0	0-0/0	5 0	1 0	1 0	0			
Wisconsin (1/6)	N	21	1-1	1-4	1-1	0-1/1	3 4	0 1	1 4	4			
at Ohio State (1/13)	N	21	3-7	2-6	4-5	0-2/2	5 3	2 0	2 11	11			
Furoue (1/17)	N	17	0-3	0-1	2-1	1-3/4	3 1	2 0	1 1	1			
Indiana (1/20)	N	10	1-3	0-1	0-0	0-1/1	0 1	1 0	1 1	1			
Iowa (1/24)	Did Not Play												
at Furoue (1/27)	N	1	0-0	0-0	0-0	0-0/0	0 1	0 0	0 0	0			
at Iowa (1/31)	N	21	2-8	2-4	0-0	0-1/1	4 0	4 0	0 4	4			
Ohio State (2/3)	N	14	0-1	0-1	0-0	0-2/2	1 2	0 0	0 0	0			
at Northwestern (2/6)	N	21	3-8	3-1	0-1	0-1/1	4 3	2 0	0 4	4			
Michigan State (2/10)	N	31	4-7	3-5	5-7	1-1/1	5 4	1 0	2 10	10			
Penn State (2/14)	N	20	1-8	1-5	0-0	1-0/1	2 3	4 0	0 0	0			
at Michigan (2/17)	N	13	2-4	2-4	0-0	1-0/1	3 3	1 0	0 0	0			
at Wisconsin (2/21)	N	30	5-9	4-8	0-1	0-2/2	2 4	2 0	2 14	14			
at Indiana (2/28)	N	32	3-11	1-0	0-1	1-0/1	3 1	3 0	0 8	8			
Illinois (3/4)	N	33	2-8	1-4	2-1	1-2/3	1 1	4 0	1 7	7			
Furoue (3/8)	N	31	2-8	2-5	2-1	1-0/1	4 3	1 0	0 8	8			
Villanova (3/14)	N	34	8-14	4-10	1-3	2-0/2	2 1	0 0	2 21	21			
Tuise (3/15)	N	31	3-1	1-1	0-0	3-3/3	4 4	1 0	1 7	7			
Total:		10/31	655	62-164	41-106	71-93	16-38/54	84	77	49	5	32	196

1999-2000 Game-by-Game

Opponent (Date)	Start	Min.	Fg-Fa	3g-3a	Ftm-Fta	O-D/T	Pt. Asst.	To. Blk.	Stl.	Pts.			
UT-Arlington (11/20)	N	19	5-10	4-7	2-2	2-4/6	2 1	3 0	1 10	10			
Marquette (11/23)	N	23	1-4	0-3	3-4	0-2/2	3 1	1 1	1 5	5			
Morehead St. (11/27)	N	25	3-5	2-4	3-4	0-2/2	3 7	1 1	3 11	11			
Virginia (11/30)	N	34	2-8	1-5	4-5	0-4/4	1 2	2 1	0 9	9			
Valparaiso (12/4)	N	24	1-5	1-5	1-1	0-0/0	2 1	0 0	0 4	4			
Maine (12/11)	N	25	5-8	1-2	0-0	2-3/5	4 3	1 0	1 11	11			
at Oregon (12/18)	N	28	3-7	2-5	4-4	1-3/4	1 3	2 0	2 11	11			
Furman (12/25)	N	24	3-8	2-0	0-0	3-5/8	2 3	1 0	0 8	8			
at Georgia (12/28)	N	24	2-8	1-4	0-0	2-0/2	1 1	1 0	1 5	5			
at Nebraska (12/31)	N	29	8-16	5-11	2-1	1-1/1	4 4	3 0	0 23	23			
Michigan (1/5)	N	20	5-11	0-1	2-1	0-2/2	3 1	2 0	1 11	11			
at Ohio State (1/9)	N	24	2-5	1-0	0-0	1-1/2	5 0	2 1	1 5	5			
Iowa (1/12)	N	21	2-4	1-4	3-3	1-1/1	1 0	1 0	1 8	8			
at Indiana (1/15)	N	30	3-11	3-0	2-1	0-1/1	1 1	0 0	1 11	11			
Furoue (1/19)	N	29	3-9	1-3	2-1	0-1/1	4 3	2 0	0 9	9			
at Wisconsin (1/22)	N	21	0-5	0-3	0-0	0-1/1	5 0	3 0	0 0	0			
at Penn State (1/26)	N	25	2-9	2-1	0-0	1-2/3	3 5	1 2	1 8	8			
Northwestern (1/29)	N	21	2-4	2-1	2-1	2-2/4	3 1	2 0	0 8	8			
at Illinois (2/2)	N	18	1-1	1-3	2-1	0-0/0	3 0	1 0	1 5	5			
Wisconsin (2/5)	N	11	2-8	0-3	1-1	0-0/0	1 0	1 0	0 5	5			
Indiana (2/9)	N	26	3-9	2-4	2-1	0-1/1	2 5	1 1	1 10	10			
Illinois (2/17)	N	31	2-10	3-0	2-1	1-3/4	1 3	2 0	1 11	11			
at Furoue (2/19)	N	25	3-13	1-0	1-1	3-1/4	4 2	1 0	1 11	11			
at Seton Hall (2/23)	N	23	2-8	1-1	0-0	2-0/2	1 0	4 0	0 5	5			
at Iowa (2/27)	N	28	4-9	4-7	2-1	0-3/3	1 5	0 0	1 14	14			
at Michigan St. (3/2)	N	21	1-1	1-4	0-0	1-1/2	1 3	0 1	1 3	3			
Ohio State (3/4)	N	18	4-8	1-3	0-1	3-0/3	5 0	0 0	0 9	9			
vs. Iowa (3/9)	N	27	4-1	1-1	0-0	2-2/4	1 3	1 0	2 9	9			
Total:		23/28	696	81-222	44-136	40-46	28-46/74	76	57	39	6	27	246

#31 STEVE ESSELINK

Forward • So. • 6-6 • 191 • Hills, Minn. • Augustana/Hills-Beaver Creek HS

Last Two Games: Had three points in eight minutes vs. Illinois in Big Ten Tournament (3/8) • had two points and two assists in eight minutes vs. Penn State in Big Ten Tournament (3/7).

Notable: Had five points in 11 minutes at Penn State (2/23) • scored six points in eight minutes at Michigan State (2/21) • scored four points and dished out three assists vs. Penn State (1/30) in 11 minutes • hit a big three-pointer in second half at Purdue (1/12), also had two boards and a steal • scored five points in his first Big Ten game at Illinois (1/2) • had seven points and four assists at Texas Tech in a career-high 21 minutes • scored a career-high 12 points on 5-of-5 shooting, 2-of-2 from beyond the arc vs. Maryland-Eastern Shore • played nine minutes and had three assists vs. Oregon • scored five points in a career-high 14 minutes at Georgia • had five points, three rebounds and two assists vs. Eastern Washington • scored two points (his first as a Golden Gopher) and had three steals against UNC-Asheville • played 15 minutes vs. Mercer, was 0-3 from the field, grabbed three rebounds and added two assists • started both exhibitions • sat out the 2000-01 season due to NCAA transfer rules.

SEASON/CAREER HIGHS

Minutes: 21 at Texas Tech (12/30/01)
Points: 12 vs. Maryland-Eastern Shore (12/13/01)
Rebounds: 3 - three times; last vs. Nebraska (12/22/01)
Assists: 4 at Texas Tech (12/30/01)
Steals: 3 vs. UNC-Asheville (11/21/01)
Blocks: na

2001-02 Game-by-Game

Opponent (Date)	Start	Min.	Fg-Fa	3g-3a	Ftm-Fta	O-D/T	Pt. Asst.	To.	Blk.	Stl.	Pts.
Mercer (11/17)	N	13	0-3	0-3	0-0	1-2/3	0 2	2	0	0	0
UNC-Asheville (11/21)	N	10	1-6	0-2	0-0	1-0/2	1 1	0	0	3	1
E. Washington (11/24)	N	5	2-2	1-1	0-0	0-3/3	0 2	0	0	0	3
at Wake Forest (11/27)	N	1	0-0	0-0	0-0	0-0/0	0 0	0	0	0	0
UT-Pan American	N	1	0-0	0-0	0-0	0-0/0	0 0	0	0	1	0
UNC-Wilmington (12/4)	N		Do not play								
at Georgia (12/7)	N	14	2-4	1-2	0-0	1-1/2	0 1	1	0	0	3
Oregon (12/10)	N	5	0-2	0-2	0-0	0-0/0	0 2	1	0	0	0
Maryland-ES (12/13)	N	14	5-5	2-2	0-0	0-1/1	0 2	2	0	1	12
Nebraska (12/22)	N	8	1-3	0-0	0-0	2-1/3	1 0	3	0	0	1
at Texas Tech (12/30)	N	21	2-9	2-4	1-2	0-1/1	2 4	1	0	0	7
at Illinois (1/2)	N	14	2-2	1-1	0-0	0-1/1	4 0	1	0	0	3
Michigan State (1/5)	N	7	0-2	0-1	0-0	0-0/0	1 1	0	0	0	0
Michigan (1/9)	N	5	0-0	0-0	0-0	0-0/0	0 1	1	0	0	0
at Purdue (1/12)	N	5	1-1	1-1	0-0	1-1/2	0 0	1	0	1	3
at Wisconsin (1/16)	N	4	0-0	0-0	0-0	0-0/0	0 0	2	0	0	0
at Michigan (1/19)	N	1	0-1	0-1	0-0	0-0/0	0 0	1	0	0	0
Ohio State (1/26)	N	1	0-0	0-0	0-0	0-0/0	0 0	0	0	0	0
Penn State (1/30)	N	11	2-2	0-0	0-0	1-0/1	1 3	1	0	1	4
Indiana (2/2)	N		Do not play								
at Iowa (2/9)	N	4	1-1	1-1	0-0	0-0/0	1 1	0	0	0	3
at Northwestern (2/13)	N	3	0-0	0-0	0-0	0-0/0	1 0	0	0	0	0
Wisconsin (2/16)	N	6	1-2	0-0	0-0	0-0/0	0 0	0	0	1	1
at Michigan State (2/21)	N	8	2-3	1-2	1-1	1-0/1	0 0	1	0	0	6
at Penn State (2/23)	N	11	2-4	1-2	0-0	0-0/0	2 1	3	0	1	3
Northwestern (2/27)	N	4	0-2	0-1	0-0	1-0/1	1 0	0	0	0	0
Illinois (3/3)	N	1	0-0	0-0	0-0	0-0/0	0 0	0	0	0	0
Penn State (3/7)	N	8	1-1	0-0	0-0	0-0/0	0 2	0	0	0	1
Illinois (3/8)	N	8	1-1	0-0	1-1	0-0/0	2 0	0	0	0	3

Esselink's Career Statistics

Season	Gp	Gs	Min	Avg	3-POINT			REBOUNDS			Asst	TO	Blk	ST	Pt/Dg	Pts	Avg		
					Fg-Fga	Pct.	Ft-Fta	Pct.	O-D/Tot	Avg									
2001-02	27	0	206	7.6	26-57	.456	11-29	.379	3-6	.500	9-11/20	0.7	24	21	0	9	18/0	66	2.4

#15 KERWIN FLEMING

Guard • Sr. • 6-3 • 180 • Chicago, Ill. • Kennedy-King JC/Hillcrest HS

Last Two Games: Had seven points and two steals vs. Illinois in Big Ten Tournament (3/8) • had three points and two assists vs. Penn State in Big Ten Tournament (3/7).

Notable: Played a season-high 32 minutes and scored eight points and had two assists vs. Illinois (3/3) • scored 13 points at Michigan State (2/21) • had six points and tied a season-high with four assists vs. Wisconsin (2/16) • scored nine points, was 7-of-8 from the line, and had two steals at Iowa (2/9) • had 12 points, two assists and two steals in a season-high 31 minutes vs. Indiana (2/2) • had nine points and two assists before fouling out at Wisconsin (1/16) • scored seven points, dished out two assists and hit a clutch three-pointer with under 1:00 left in 22 minutes vs. Michigan (1/9) • had six points, three rebounds, an assist and a steal in a season-high 28 minutes vs. Michigan State (1/5) • returned to the lineup at Illinois (1/2) and scored four points • sat out the Texas Tech game due to back spasms • had eight points and was 2-of-3 from beyond the arc in 20 minutes vs. Nebraska • scored eight points in 15 minutes vs. Maryland-Eastern Shore • had a season-high 14 points vs. Oregon in 23 minutes • scored five points and grabbed four rebounds at Georgia • had four points, five rebounds and two steals vs. UNC-Wilmington • had seven points and six rebounds vs. UT-Pan American • had a season-high nine points on 4-of-6 shooting and two assists at Wake Forest • had seven points, two assists, one block and one steal vs. Eastern Washington • scored six points vs. UNC-Asheville • scored five points vs. Mercer • last season, he finished 14th in Big Ten games with a .378 three-point field goal percentage • played in all 31 games, started one • scored 14 points in NIT win over Villanova (3/14/01) • scored a career-high 31 points in Big Ten Tournament vs. Purdue, just two points shy of the Big Ten Tournament single-game scoring record.

Milestones: Scored his 400th career point vs. Illinois (3/3) • has scored in double figures in 10 games during his career.

CAREER HIGHS

Minutes: 35 vs. Purdue (3/8/01)
Points: 31 vs. Purdue (3/8/01)
Rebounds: 9 vs. Michigan (2/17/01)
Assists: 3 - two times; last vs. Michigan St. (2/10/01)
Steals: 2 - four times; last vs. UNCW (12/4/01)
Blocks: 1 - three times; last vs. EWU (11/24/01)

SEASON HIGHS

Minutes: 32 vs. Illinois (3/3/02)
Points: 14 vs. Oregon (12/10/01)
Rebounds: 6 vs. UT-Pan American (12/1/01)
Assists: 4 - two times; last vs. Wisconsin (2/16/02)
Steals: 2 - three times; last at Iowa (2/9/02)
Blocks: 1 vs. EWU (11/24/01)

2001-02 Game-by-Game

Opponent (Date)	Start	Min.	Fg-Fa	3p-3a	Ftm-Fta	O-D/T	Pt.	Asst.	To.	Blk.	Stl.	Pts.
Mercer (11/17)	Y	23	2-8	1-4	0-0	0-1/1	3	1	0	0	1	5
UNC-Asheville (11/21)	Y	18	3-8	0-2	0-0	0-0/0	2	1	0	0	0	6
E. Washington (11/24)	N	17	2-6	0-2	3-4	1-1/2	3	2	2	1	1	7
at Wake Forest (11/27)	N	14	4-1	1-2	0-0	0-1/1	4	2	1	0	0	9
UT-Pan American (12/1)	N	18	1-3	1-1	4-4	1-5/6	2	1	4	0	0	7
UNC-Wilmington (12/4)	N	18	2-4	0-1	0-0	2-3/4	1	1	2	0	2	4
at Georgia (12/7)	N	26	2-11	0-4	1-1	1-3/4	3	1	1	0	0	5
Oregon (12/10)	N	24	3-11	3-8	5-6	0-3/5	3	1	2	0	1	14
Maryland-ES (12/13)	N	18	2-5	1-3	3-3	0-0/0	1	1	1	0	0	6
Nebraska (12/22)	N	20	3-5	2-3	0-1	1-1/1	3	1	1	0	1	8
at Texas Tech (12/30)												
at Illinois (1/2)	N	15	2-3	0-1	0-1	0-0/0	1	1	1	0	0	4
Michigan State (1/5)	N	28	1-6	1-3	3-4	0-3/5	1	1	0	1	1	6
Michigan (1/9)	N	22	2-5	1-3	2-4	0-1/1	2	2	2	0	1	7
at Purdue (1/12)	N	21	2-5	1-2	2-4	0-1/1	5	1	4	0	1	7
at Wisconsin (1/16)	N	22	3-7	2-3	1-1	1-2/5	5	2	3	0	0	9
at Michigan (1/19)	N	23	0-1	0-0	3-4	2-2/4	1	1	1	0	0	3
Ohio State (1/26)	Y	28	4-5	1-2	0-0	0-2/2	1	3	1	0	1	9
Fenn State (1/30)	Y	20	2-2	1-1	0-0	0-4/4	2	0	1	0	0	5
Indiana (2/2)	Y	31	3-9	1-5	5-8	0-1/1	1	2	1	0	2	12
at Iowa (2/9)	Y	27	1-5	0-3	7-8	0-3/5	4	0	2	0	2	9
at Northwestern (2/13)	Y	27	2-6	1-4	1-2	0-1/1	1	4	6	0	1	6
Wisconsin (2/16)	Y	14	2-5	2-3	0-0	0-3/5	2	4	1	0	0	6
at Michigan State (2/21)	Y	26	3-7	1-3	6-5	1-1/2	5	1	3	0	1	13
at Penn State (2/23)	Y	30	2-5	1-2	1-2	0-3/5	4	2	5	0	2	6
Northwestern (2/27)	Y	31	2-5	2-4	0-0	0-5/5	3	1	5	4	0	6
Illinois (3/3)	Y	32	3-11	1-6	1-2	3-0/5	1	2	2	0	1	8
Fenn State (3/7)	Y	21	0-3	0-2	3-5	0-2/2	0	2	0	0	0	3
Illinois (3/8)	Y	19	2-5	1-4	2-4	1-1/2	3	1	2	0	2	7

2000-01 Game-by-Game

Opponent (Date)	Start	Min.	Fg-Fa	3p-3a	Ftm-Fta	O-D/T	Pt.	Asst.	To.	Blk.	Stl.	Pts.	
UNCG (11/17)	N	10	1-3	1-1	0-0	0-0/0	0	0	0	0	1	3	
Georgia (11/19)	N	7	1-3	0-1	0-0	0-2/2	0	1	1	0	0	2	
vs. Hawaii Pac (11/24)	N	11	0-3	0-1	0-0	0-0/0	1	1	0	0	0	0	
vs. TCU (11/25)	N	11	1-2	1-1	2-2	0-1/1	2	1	1	0	0	5	
vs. Georgetown (11/26)	N	10	0-3	0-1	1-2	0-0/0	1	1	0	0	0	1	
at Florida State (11/29)	N	9	1-1	0-0	2-1	0-1/1	0	0	0	0	0	4	
Morris Brown (12/4)	Y	22	1-1	1-2	0-0	0-1/1	1	1	2	0	2	3	
at Marquette (12/7)	N	6	0-1	0-1	0-0	0-0/0	2	0	0	0	0	0	
Bethune Cook (12/9)	N	18	3-5	1-3	2-1	0-2/2	2	1	0	1	0	9	
La Tech (12/12)	N	16	3-8	0-1	2-1	0-1/1	0	0	0	0	0	8	
Dartmouth (12/22)	N	11	2-4	1-1	0-0	0-1/1	1	3	3	0	0	5	
Nebraska (12/28)	N	13	1-3	1-1	0-0	1-0/1	0	0	1	0	0	3	
Centenary (12/30)	N	11	0-2	0-1	1-1	0-2/2	1	2	1	0	0	1	
at Illinois (1/3)	N	13	1-3	1-1	5-11	1-0/1	2	2	1	0	0	12	
Wisconsin (1/6)	N	14	1-4	1-3	0-0	0-2/2	0	1	0	1	0	3	
at Ohio State (1/13)	N	6	0-2	0-2	1-1	1-0/1	4	0	1	0	0	1	
Purdue (1/17)	N	6	3-5	1-3	0-0	0-1/1	0	0	0	0	1	7	
Indiana (1/20)	N	27	6-13	1-4	2-3	0-1/1	3	2	1	0	2	15	
Iowa (1/24)	N	18	3-6	3-5	0-3	1-1/2	5	2	0	0	0	9	
at Northwestern (1/27)	N	18	2-6	0-3	1-2	1-1/2	3	0	3	0	0	5	
at Iowa (1/31)	N	7	0-3	0-2	0-0	0-0/0	0	0	1	0	0	0	
Ohio State (2/3)	N	19	4-8	3-4	2-2	0-1/1	3	1	1	0	2	13	
at Northwestern (2/6)	N	21	1-3	1-2	1-2	0-2/2	3	1	2	0	0	4	
Michigan State (2/10)	N	28	2-6	2-4	2-2	0-0/0	4	3	4	0	1	8	
Fenn State (2/14)	N	23	3-10	1-1	1-2	1-2/3	2	1	3	1	0	8	
at Michigan (2/17)	N	28	3-6	0-0	7-10	2-7/9	2	2	1	0	1	13	
at Wisconsin (2/21)	N	13	0-3	0-2	0-0	0-0/0	3	0	1	0	0	0	
at Indiana (2/26)	N	26	3-11	3-5	8-10	1-3/4	3	2	1	0	0	17	
Illinois (3/4)	N	16	1-7	0-3	4-4	0-2/2	2	1	2	0	1	6	
Purdue (3/8)	N	35	8-15	5-10	10-15	0-0/0	4	1	3	0	1	31	
Villanova (3/14)	N	23	4-10	4-9	2-3	0-1/1	1	2	1	0	0	14	
Tulsa (3/19)	N	20	2-11	1-4	2-3	1-2/3	1	1	0	0	1	7	
Total:		1/32	522	61-176	33-89	62-89	10-38/48	56	33	35	3	13	217

Fleming's Career Statistics

Season	Gp	Gs	Min	Avg	3-POINT			REBOUNDS				Asst	TO	Blk	ST	Pf/Dq	Pts	Avg	
					Fg-Fga	Pct.	Ft-fTa	Pct.	O-D/Tot	Avg	Asst								TO
2000-01	32	1	522	16.3	61-176	.347	33-89	.371	62-89	.697	10-38/48	1.5	33	35	3	13	56/1	217	6.8
2001-02	28	14	637	22.8	60-168	.357	26-79	.329	53-81	.654	14-53/67	2.4	43	53	1	22	66/3	199	7.1
Career	60	15	1,159	19.3	121-344	.352	59-168	.351	115-170	.677	24-91/115	1.9	76	88	4	35	122/4	416	6.9

#11 MAURICE HARGROW

Guard • Fr. • 6-4 • 175 • St. Paul, Minn. • Highland Park HS

Last Two Games: Had six points in nine minutes vs. Illinois in Big Ten Tournament (3/8) • had one point vs. Penn State in Big Ten Tournament (3/7).

Notable: Had six points, two rebounds, two assists and a steal in a career-high 18 minutes vs. Wisconsin (2/16) • scored nine points, was 4-of-4 from the field, in 12 minutes vs. Indiana (2/2) • had six points and two boards in 13 minutes vs. Penn State (1/30) • scored six points in 14 minutes vs. Ohio State (1/26) • had five points and three rebounds at Michigan (1/19) in 12 minutes • sparked the team off the bench with six points in 10 minutes vs. Michigan (1/9) • scored two points at Texas Tech in a career-high 15 minutes • returned to the lineup vs. Nebraska scoring two points and adding two assists in five minutes • did not play for the second consecutive game because of a broken nose vs. Maryland-Eastern Shore • did not play-injured vs. Oregon • scored seven points in 14 minutes at Georgia before breaking his nose • scored five points in 13 minutes vs. UNC-Wilmington • played seven minutes and scored four points vs. UT-Pan American • had two points and three rebounds vs. Eastern Washington in 11 minutes • scored 11 points in 11 minutes on 5-of-6 shooting against UNC-Asheville • scored seven points in 10 minutes vs. Mercer • was 1-of-2 from the field and 4-of-6 from the line.

SEASON/CAREER HIGHS

Minutes: 18 vs. Wisconsin (2/16/02)
Points: 11 vs. UNC-Asheville (11/21/01)
Rebounds: 3 - three times; last at Georgia (12/7/01)
Assists: 2 - four times; last vs. Northwestern (2/27/02)
Steals: 1 - five times; last vs. Northwestern (2/27/02)
Blocks: 1 at Georgia (12/7/01)

2001-02 Game-by-Game

Opponent (Date)	Start	Min.	Fg-Fa	3g-3a	Ftm-Fta	O-D/T	Pf. Asst.	To.	Blk.	Stl.	Pts.	
Mercer (11/17)	N	11	1-1	1-1	4-4	0-1/1	0 0	0 0	0 0	0 0	7	
UNC-Asheville (11/21)	N	11	5-6	1-1	0-0	0-2/2	0 1	1 0	0 1	1 1	11	
E. Washington (11/24)	N	11	1-2	0-0	0-0	1-2/2	1 0	1 0	0 0	0 1	2	
at Wake Forest (11/27)	N	4	0-0	0-0	0-0	0-0/0	0 0	0 0	0 0	0 0	0	
UT-Pan American (12/1)	N	7	1-4	0-0	2-2	1-2/2	0 0	0 0	0 0	0 0	4	
UNC-Wilmington (12/4)	N	13	2-5	1-1	0-0	0-1/1	1 1	0 0	0 0	0 0	5	
at Georgia (12/7)	N	14	3-7	1-2	0-0	1-2/2	0 0	1 1	1 1	1 1	7	
Oregon (12/10)	Did not play - injured											
Maryland-ES (12/13)	Did not play - injured											
Nebraska (12/22)	N	5	1-2	0-0	0-0	0-0/0	1 1	1 0	0 0	0 0	2	
at Texas Tech (12/30)	N	15	1-5	0-4	0-0	0-2/2	1 1	2 0	0 0	0 0	2	
at Illinois (1/2)	N	5	0-2	0-1	0-0	0-0/0	0 0	0 0	0 0	0 0	0	
Michigan State (1/5)	Did not play											
Michigan (1/9)	N	10	2-2	0-0	2-4	0-1/1	1 0	1 0	0 0	0 0	6	
at Purdue (1/12)	N	7	1-2	0-0	0-0	0-0/0	0 1	1 0	0 0	0 0	2	
at Wisconsin (1/16)	N	4	1-1	0-0	1-2	1-0/1	0 0	0 0	0 0	0 0	3	
at Michigan (1/19)	N	12	1-1	1-1	2-2	0-3/3	1 0	0 0	0 0	0 0	5	
Ohio State (1/26)	N	14	2-3	0-0	2-2	0-1/1	1 0	2 0	0 0	0 0	6	
Penn State (1/30)	N	13	2-5	0-0	2-2	1-1/1	0 1	0 0	0 0	0 0	6	
Indiana (2/2)	N	12	4-4	0-0	1-1	0-0/0	2 0	0 0	0 0	0 0	9	
at Iowa (2/9)	N	7	0-0	0-0	1-2	0-1/1	0 2	3 0	0 0	0 1	0	
at Northwestern (2/13)	N	7	0-1	0-0	0-0	2-0/2	1 0	0 0	0 0	0 0	0	
Wisconsin (2/16)	N	18	2-4	0-1	2-2	1-1/1	1 1	1 0	1 0	1 0	6	
at Michigan State (2/21)	N	12	1-4	0-1	0-0	0-0/0	0 1	1 0	0 0	0 0	2	
at Penn State (2/23)	N	5	0-3	0-0	0-0	0-1/1	2 0	0 0	0 0	0 0	0	
Northwestern (2/27)	N	12	1-2	0-0	0-0	0-0/0	0 1	1 0	0 0	0 0	2	
Illinois (3/5)	N	4	0-2	0-1	0-0	0-0/0	1 1	1 0	0 0	0 0	0	
Penn State (3/7)	N	8	0-3	0-1	1-2	0-0/0	0 0	1 0	0 1	0 1	0	
Illinois (3/8)	N	6	2-2	0-0	2-2	0-0/0	0 0	0 0	0 1	0 0	6	

Hargrow's Career Statistics

Season	Gp	Gs	Min	Avg	3-POINT				REBOUNDS										
					Fg-fga	Pct	Fg-fga	Pct.	Ft-fa	Pct.	O-D/Tot	Avg	Asst	TO	Blk	ST	Pf/Dq	Pts	Avg
2000-01	26	0	254	9.8	34-74	.459	5-17	.294	22-30	.733	8-21/29	1.1	16	19	1	6	16/0	95	3.7

#40 JERRY HOLMAN

F/C • Jr. • 6-10 • 218 • St. Paul, Minn. • Mpls. Community & Tech Coll./Humboldt HS

Last Two Games: Scored two points before fouling out vs. Illinois in Big Ten Tournament (3/8) • had 10 points, on 5-of-5 shooting and grabbed six rebounds vs. Penn State in Big Ten Tournament (3/7).

Notable: Had four points, five rebounds and tied a season-high with four blocks vs. Northwestern (2/27) • led team and tied a career-high with 17 points, on 7-of-10 shooting, vs. Wisconsin (2/16) • had six points, a career-high four assists and three blocks in a career-high 32 minutes at Northwestern (2/13) • scored 14 points, tied a career-high with eight rebounds, and blocked three shots vs. Penn State (1/30) • started his second career game and responded with 12 points, four rebounds, three blocks and two assists vs. Ohio State (1/26) • scored 12 points, dished out a career-high three assists and blocked three shots in a career-high 30 minutes vs. Michigan (1/9) • had 16 points, on 6-of-7 shooting, three boards, a block and a steal in 23 minutes vs. Michigan State (1/5) • scored 10 points in his first Big Ten game at Illinois (1/2) • had his first career start at Texas Tech, scored two points and grabbed two rebounds while battling foul trouble • had 15 points and a career-high eight rebounds vs. Maryland-Eastern Shore and tied a career-high 26 minutes • had four points, a block and two steals in 18 minutes vs. Oregon • scored seven points and blocked two shots at Georgia • had four points, four rebounds and a career-high four blocks vs. UNC-Wilmington • had eight points, two blocks and a steal vs. UT-Pan American • grabbed a season-high seven rebounds to go along with four points, a block and two steals at Wake Forest • had 14 points on 6-of-9 shooting, three rebounds, a block and two steals in 20 minutes vs. Eastern Washington • had 14 points, on 7-of-10 shooting, six rebounds, one assist, one block and two steals in 21 minutes vs. UNC-Asheville • scored 17 points in 18 minutes against Mercer • broke open the game in a 33 second stretch with six points, including two dunks, and a steal • was 6-of-8 from the field, 5-of-6 from the line, added six boards and a steal.

SEASON/CAREER HIGHS

Minutes: 32 at Northwestern (2/13/02)

Points: 17 - two times; last vs. Wisconsin (2/16/02)

Rebounds: 8 - two times; last vs. Penn State (1/30/02)

Assists: 4 at Northwestern (2/13/02)

Steals: 2 - four times; last vs. Oregon (12/10/01)

Blocks: 4 - two times; last vs. Northwestern (2/27/02)

2001-02 Game-by-Game

Opponent (Date)	Start	Min.	Fg-Fa	3g-3a	Ftm-Fta	O-D/T	Pt. Asst.	To.	Blk.	Stl.	Pts.
Mercer (11/17)	N	18	6-8	0-0	5-8	4-2/R	2 1	2	0	1	17
UNC-Asheville (11/23)	N	21	7-10	0-0	0-0	1-5/R	2 1	3	1	2	14
E. Washington (11/24)	N	21	6-9	0-0	2-4	1-2/R	4 0	3	1	1	14
at Wake Forest (11/27)	N	26	2-4	0-0	0-0	2-5/R	3 1	0	1	2	4
UT-Pan American (12/1)	N	21	4-9	0-0	0-0	0-1/R	3 1	0	2	1	8
UNC-Wilmington (12/4)	N	18	2-5	0-0	0-1	1-3/R	1 0	3	4	0	4
at Georgia (12/7)	N	23	1-8	0-0	5-8	2-2/R	1 1	3	2	0	7
Oregon (12/10)	N	18	2-4	0-0	0-0	2-1/R	1 1	1	1	1	4
Maryland-ES (12/13)	N	26	5-8	0-0	5-7	6-2/R	1 2	1	2	0	15
Nebraska (12/22)	N	14	2-3	0-0	1-1	1-2/R	3 1	1	0	0	5
at Texas Tech (12/30)	N	18	1-8	0-0	0-0	1-1/R	5 0	2	0	0	2
at Illinois (1/2)	N	23	5-8	0-0	0-0	1-1/R	4 1	1	0	0	10
Michigan State (1/5)	N	23	6-7	0-0	4-4	1-2/R	1 0	0	1	1	18
Michigan (1/9)	N	30	6-9	0-0	0-0	2-1/R	1 3	1	3	0	11
at Purdue (1/12)	N	19	1-3	0-0	0-0	0-1/R	1 1	1	1	0	2
at Wisconsin (1/16)	N	17	2-3	0-0	0-1	0-3/R	1 0	3	0	0	4
at Michigan (1/19)	N	11	3-6	0-0	0-0	2-1/R	4 0	0	0	1	8
Ohio State (1/26)	Y	28	5-9	0-0	2-4	0-4/R	3 2	1	3	0	11
Penn State (1/30)	Y	25	6-11	0-0	2-1	2-6/R	4 2	2	3	0	14
Indiana (2/2)	Y	21	4-5	0-0	0-0	0-3/R	1 1	1	1	1	8
at Iowa (2/9)	Y	24	3-8	0-0	2-4	0-2/R	4 0	2	0	2	9
at Northwestern (2/13)	Y	32	3-5	0-0	0-2	0-3/R	3 4	0	3	0	6
Wisconsin (2/16)	Y	27	7-10	0-0	3-8	0-3/R	3 0	2	2	0	17
at Michigan State (2/21)	Y	15	3-4	0-0	0-1	0-1/R	3 2	0	0	0	6
at Penn State (2/23)	Y	18	3-9	0-0	1-4	1-5/R	3 1	1	2	0	7
Northwestern (2/27)	Y	26	2-3	0-0	0-0	0-5/R	3 1	5	4	0	4
Illinois (3/3)	Y	24	4-12	0-0	1-2	1-1/R	1 0	0	2	0	9
Penn State (3/7)	Y	27	5-5	0-0	0-2	1-5/R	3 2	1	0	1	10
Illinois (3/8)	Y	14	1-3	0-0	0-0	0-1/R	5 0	0	0	0	2

Holman's Career Statistics

Season	Gp	Gs	Min	Avg	Fg-Fga	Pct	3-POINT			REBOUNDS									
							Fg-Fga	Pct.	Ft-Fta	Pct.	O-D/Tot	Avg	Asst	TO	Blk	ST	Pt/Dq	Pts	Avg
2001-02	29	13	626	21.6	107-194	.552	0-0	.000	33-58	.569	32-74/106	3.7	29	42	40	14	79/2	247	8.5

#1/4 RICK RICKERT

Forward • Fr. • 6-10 • 202 • Duluth, Minn. • Duluth East HS

Last Two Games: Had 10 points and four assists vs. Illinois in Big Ten Tournament (3/8) • scored 21 points, on 9-of-12 shooting, and added six rebounds, three assists, two blocks and a steal in 28 minutes vs. Penn State in Big Ten Tournament (3/7).

Notable: Scored 18 points and grabbed seven boards before fouling out vs. Illinois (3/3) • had eight points, seven rebounds and tied a season-high with five blocks vs. Northwestern (2/27) • Had 12 points, five rebounds and a career-high five assists vs. Wisconsin (2/16) • recorded his second double-double of the year with 17 points and 10 rebounds to go along with two assists, three blocks and two steals in a career-high 38 minutes at Northwestern (2/13) • scored 23 points on 7-of-10 shooting, was 8-of-9 from the free-throw line and blocked two shots at Iowa (2/9) • was Big Ten Player of the Week for Feb. 4 • scored 27 points, on 9-of-18 shooting and grabbed six rebounds in 32 minutes vs. Indiana (2/2) • had 26 points in 26 minutes on 9-of-12 shooting, 3-of-5 from beyond the arc vs. Penn State (1/30) • scored 19 points on 5-of-8 shooting, 3-of-4 from beyond the arc vs. Ohio State (1/26) • scored 15 points, grabbed three boards, had two assists and a block at Michigan (1/19) • scored 13 points and grabbed seven boards at Wisconsin (1/16) • had 24 points, on 8-of-12 shooting, seven boards and two steals at Purdue (1/12) • had 15 points on 6-of-8 shooting, four rebounds, two assists and three blocks vs. Michigan State (1/5) • scored 14 points, grabbed three boards and two steals vs. Nebraska • had five points and four rebounds vs. Maryland-Eastern Shore • scored a career-high 28 points and grabbed nine rebounds vs. Oregon in a career-high 36 minutes • 28 points was the most by a Golden Gopher freshman since Randy Carter had 29 against Northwestern on Jan. 26, 1991 • battled foul trouble against Georgia and scored seven points and grabbed seven rebounds • led the team with 13 points vs. UNC-Wilmington • also had four blocks and six rebounds • had eight points, five rebounds and four assists vs. UT-Pan American • had nine points, five rebounds, two assists and two steals in a season-high 32 minutes at Wake Forest • recorded team's first double-double of the season with 14 points and 10 rebounds vs. Eastern Washington • also had five blocks in the game, most by a Golden Gopher since Joel Fryzbylla had six on Feb. 5, 2000 • had 15 points, four rebounds, three assists and a block vs. UNC-Asheville • was 4-of-7 from the field, 3-of-6 from beyond the arc • had 17 points on 7-of-10 shooting in debut vs. Mercer • was 3-of-4 from three-point range • had six rebounds and four blocks.

Milestones: First Big Ten Freshman of the Year in school history • most points by a freshman (411) in a season in Minnesota basketball history • is the first Minnesota player to have three straight 20-point games since Quincy Lewis had 10 straight in 1999-2000.

SEASON/CAREER HIGHS

Minutes: 38 at Northwestern (2/13/02)

Points: 28 vs. Oregon (12/10/01)

Rebounds: 10 - two times; last at Northwestern (2/13/02)

Assists: 5 vs. Wisconsin (2/16/02)

Steals: 2 - three times; last at Northwestern (2/13/02)

Blocks: 5 - two times; last vs. Northwestern (2/27/02)

2001-02 Game-by-Game

Opponent (Date)	Start	Min.	Fg-Fga	3g-3a	Ftm-Fta	O-D/P	Pt. Asst.	To.	Blk.	Stl.	Pts.
Mercer (11/17)	Y	23	7-10	3-4	0-0	3-3/1	3 1 0 4 0 17				
UNC-Asheville (11/21)	N	30	4-7	3-6	4-4	2-2/4	1 3 0 1 1 15				
E. Washington (11/24)	N	27	4-5	1-2	5-8	2-8/11	1 1 2 5 1 14				
at Wake Forest (11/27)	N	31	4-5	1-3	0-1	2-3/5	1 1 1 0 2 9				
UT-Pan American (12/1)	N	28	4-15	0-4	0-1	1-4/5	1 4 1 0 2 11				
UNC-Wilmington (12/4)	N	31	6-12	1-4	0-1	2-4/8	1 1 3 4 0 15				
at Georgia (12/7)	N	21	3-4	1-4	0-1	3-4/7	4 0 2 0 1 7				
Oregon (12/10)	N	36	11-17	2-4	4-7	3-6/5	1 0 1 0 0 28				
Maryland-ES (12/13)	N	27	1-6	0-1	3-3	1-3/4	1 1 1 1 1 5				
Nebraska (12/22)	N	29	6-12	1-4	1-3	1-2/3	4 0 2 0 2 14				
at Texas Tech (12/30)	N	17	1-4	0-2	0-0	0-4/4	1 0 0 0 0 2				
at Illinois (1/2)	N	20	2-6	1-3	0-1	1-0/3	4 1 4 1 1 8				
Michigan State (1/5)	N	33	6-8	1-1	2-2	1-3/4	1 2 1 3 0 15				
Michigan (1/9)	N	18	3-3	1-1	0-1	0-3/3	1 0 2 1 1 7				
at Purdue (1/12)	N	35	8-12	2-4	6-6	2-5/7	3 1 4 0 2 24				
at Wisconsin (1/16)	N	24	6-14	0-5	1-3	2-5/7	3 0 1 1 0 13				
at Michigan (1/19)	N	27	4-8	1-1	6-8	0-3/3	3 2 1 1 0 15				
Ohio State (1/26)	N	30	5-8	3-4	6-6	1-3/4	1 3 1 0 1 19				
Penn State (1/30)	N	26	9-12	3-5	5-8	1-4/5	1 1 2 0 1 26				
Indiana (2/2)	N	32	9-18	2-4	7-10	3-3/6	4 1 2 1 0 27				
at Iowa (2/9)	N	31	7-10	1-4	8-9	1-4/5	3 2 4 2 1 23				
at Northwestern (2/13)	N	38	5-11	2-6	5-6	3-7/10	1 2 3 3 2 17				
Wisconsin (2/16)	N	30	5-15	1-6	1-2	1-4/5	3 5 2 0 0 12				
at Michigan State (2/21)	N	25	2-4	0-1	1-3	0-2/4	1 1 1 0 1 5				
at Penn State (2/23)	N	28	5-11	0-3	4-6	2-2/4	4 0 3 0 0 14				
Northwestern (2/27)	N	27	3-8	1-3	1-3	2-5/7	3 2 3 5 0 8				
Illinois (3/3)	N	29	6-13	3-5	3-4	5-2/7	1 2 2 1 0 18				
Penn State (3/7)	N	28	9-11	2-3	1-1	1-5/8	1 3 4 2 1 21				
Illinois (3/8)	N	30	3-8	1-4	3-1	0-0/1	4 4 1 1 1 10				

Rickert's Career Statistics

Season	Gp	Gs	Min	Avg	Fg-Fga	Pct	3-POINT		REBOUNDS		Asst	TO	Blk	ST	Pt/Dg	Pts	Avg	
							Fg-Fga	Pct.	O-D/Tot	Avg								
2001-02	29	29	810	27.9	148-286	.517	38-104	.365	77-110	.700	46-103/149	5.1	45	57	38	21	86/3	411 14.2

#3 AARON ROBINSON

Guard • Fr • 5-9 • 160 • Rockford, Ill. • Guilford HS

Last Two Games: Had two points in three minutes vs. Illinois in Big Ten Tournament (3/8) • had two points in two minutes vs. Penn State in Big Ten Tournament (3/7).

Notable: Scored two points in two minutes vs. Northwestern (2/27) • played a Big Ten season-high of six minutes and recorded two assists and a steal vs. Wisconsin (2/16) • played three minutes at Northwestern (2/13) recording a rebound and an assist • played five minutes and grabbed two rebounds vs. Penn State (1/30) • tied a career-high with two steals and an assist vs. Nebraska • had a career-high four assists in a career-high 14 minutes vs. Maryland-Eastern Shore • had three points in eight minutes vs. UNC-Wilmington • had two points, two assists and a steal in six minutes vs. UT-Pan American • had five points, two assists and two steals vs. Eastern Washington • played eight minutes and had two assists vs. UNC-Asheville • scored his first point as a Golden Gopher and had three assists and a steal vs. Mercer in 12 minutes.

SEASON/CAREER HIGHS

Minutes: 14 vs. Maryland-Eastern Shore (12/13/01)

Points: 5 vs. EWU (11/24/01)

Rebounds: 3 vs. Mercer (11/17/01)

Assists: 4 vs. Maryland-Eastern Shore (12/13/01)

Steals: 2 - two times; last vs. Nebraska (12/22/01)

Blocks: 1 vs. Maryland-Eastern Shore (12/13/01)

2001-02 Game-by-Game

Opponent (Date)	Start	Min.	Fg-Fa	3g-3a	Ftm-Fta	O-D/T	Pf. Asst.	To. Blk.	Stl.	Pts.	
Mercer (11/17)	A	12	0-3	0-1	1-1	0-3/3	4 3	0 0	1	1	
UNC-Asheville (11/23)	A	8	0-3	0-1	0-0	0-0/0	1 2	1 0	1	0	
E. Washington (11/24)	N	13	1-3	1-1	2-2	0-0/0	2 2	1 0	2	5	
at Wake Forest (11/27)	N	3	0-0	0-0	0-0	0-0/0	0 0	1 0	0	0	
UT-Pan American (12/1)	N	8	0-0	0-0	2-4	0-0/0	1 2	2 0	1	1	
UNC-Wilmington (12/4)	N	8	1-2	1-1	0-0	0-2/2	1 0	1 0	1	3	
at Georgia (12/7)	N	5	0-1	0-1	0-0	0-1/1	0 0	3 0	0	0	
Oregon (12/10)	N	4	0-0	0-0	0-0	0-0/0	0 0	1 0	0	0	
Maryland-ES (12/13)	N	14	0-1	0-1	0-0	1-1/2	3 4	2 1	0	0	
Nebraska (12/22)	N	10	0-2	0-2	0-0	0-0/0	0 1	0 0	2	0	
at Texas Tech (12/30)	N	6	0-1	0-1	0-0	0-0/0	0 0	1 0	1	0	
at Illinois (1/2)	N	4	0-0	0-0	0-1	0-0/0	1 0	1 0	0	0	
Michigan State (1/4)			Did not play								
Michigan (1/5)	N	1	0-1	0-1	0-0	0-0/0	1 0	1 0	0	0	
at Purdue (1/12)	N	2	0-0	0-0	0-0	0-0/0	0 0	0 0	0	0	
at Wisconsin (1/16)	N	2	0-0	0-0	0-0	0-0/0	0 0	1 0	0	0	
at Michigan (1/19)			Did not play								
Ohio State (1/26)			Did not play								
Penn State (1/30)	N	5	0-0	0-0	0-0	0-2/2	2 0	1 0	1	0	
Indiana (2/2)			Did not play								
at Iowa (2/5)			Did not play								
at Northwestern (2/13)	N	3	0-0	0-0	0-0	0-1/1	0 1	0 0	0	0	
Wisconsin (2/16)	N	6	0-1	0-1	0-0	0-1/1	0 2	0 0	1	0	
at Michigan State (2/21)	N	1	0-0	0-0	0-0	0-0/0	0 0	0 0	0	0	
at Penn State (2/23)	N	1	0-0	0-0	0-0	0-0/0	0 0	1 0	1	0	
Northwestern (2/27)	N	2	0-1	0-0	2-2	0-1/2	1 0	0 0	0	1	
Illinois (3/5)			Did not play								
Penn State (3/7)	N	1	1-1	0-0	0-0	0-0/0	0 0	0 0	0	1	
Illinois (3/8)	N	3	1-2	0-1	0-0	0-0/0	0 0	0 0	1	1	

Robinson's Career Statistics

Season	Gp	Gs	Min	Avg	3-POINT				REBOUNDS										
					Fg-Fga	Pct.	Fg-Fga	Pct.	Ft-Fta	Pct.	O-D/Tot	Avg	Asst	TO	Blk	Stl	Pf/Dq	Pts	Avg
2000-01	23	0	125	5.4	4-24	.167	2-12	.167	7-13	.538	1-12/13	0.6	17	17	1	13	17/0	17	0.7

#45 DUSTY RYCHART

Forward • 6-7 • 220 • Grand Rapids, Minn. • Grand Rapids HS

Last Two Games: Recorded his sixth double-double of the season and 20th of his career with 23 points and 10 rebounds vs. Illinois in Big Ten Tournament (3/8) • scored 23 points, on 11-of-12 shooting, added five rebounds vs. Penn State in Big Ten Tournament (3/7) • set a Big Ten Tournament record for field goal percentage in a game (.917, 11-12) vs. PSU.

Notable: One of three team captains • scored 16 points on 7-of-10 shooting and six rebounds at Northwestern (2/13) • recorded his fifth double-double of the season with 15 points and 13 rebounds at Iowa (2/9), and also had four assists • scored in double figures for the seventh straight game with 14 points and grabbed six boards vs. Indiana (2/2) • had 14 points and nine rebounds at Michigan (1/19) • recorded his fourth double-double of the season and 18th of his career with 17 points and 10 rebounds at Wisconsin (1/16) • scored 19 points and grabbed seven boards vs. Michigan (1/9) • had seven points, three assists and tied a career-high with three steals at Illinois (1/2) • scored his 1000th-career point at Texas Tech • led team with 20 points and also grabbed eight rebounds • led team with 16 points and nine rebounds, also had four assists in 35 minutes vs. Nebraska • recorded his third double-double of the season and 17th of his career with 17 points and 10 rebounds vs. Maryland-Eastern Shore • scored 10 points and grabbed five rebounds vs. Oregon • recorded his second double-double of the season and 16th of career with 10 points and 11 rebounds at Georgia • had 10 points and four rebounds vs. UNC-Wilmington • hit a career-high three three-pointers • scored 18 points and grabbed six boards vs. UT-Pan American in 25 minutes • named co-Big Ten Player of the Week (Dec. 3) after averaging 20.0 points and 9.5 rebounds while shooting 59.3 percent from the floor against Wake Forest and UT-Pan American • recorded his first double-double of the season and the 15th of his career at Wake Forest with 27 points and 13 rebounds (8 offensive) • had six points and four assists vs. Eastern Washington • scored nine points and grabbed seven rebounds vs. UNC-Asheville • had 10 points, nine rebounds and two assists vs. Mercer • started career as a walk-on, before earning a scholarship after his second season.

Milestones: Is 16th on the career points chart with 1,248 points • Fifth on career free throw percentage charts at .779 (250-321) • sixth on career field goal percentage list at .519 (485-935) • has scored in double figures in 69 career games • has recorded double-figure rebounds in 25 career games • made 50th straight start vs. Indiana (2/2) • played in 100th career game against Indiana (2/2) • has started 88 of the last 89 games • recorded 700th career rebounds vs. Northwestern (2/27).

CAREER HIGHS

Minutes: 40 - three times; last at Wisconsin (2/21/01)
Points: 34 at Hawaii Pacific (11/24/00)
Rebounds: 18 at Seton Hall (2/23/00)
Assists: 5 - three times; last vs. Penn State (1/30/02)
Steals: 5 - eight times; last at Illinois (1/2/01)
Blocks: 3 vs. Tulsa (3/19/01)

SEASON HIGHS

Minutes: 38 - two times; last at Iowa (2/9/02)
Points: 23 - two times; last vs. Illinois (3/8/02)
Rebounds: 13 - two times; last at Iowa (2/9/02)
Assists: 5 vs. Penn State (1/30/02)
Steals: 3 at Illinois (1/2/01)
Blocks: 1 - three times; last vs. Penn State (1/30/02)

2001-02 Game-by-Game

Opponent (Date)	Start	Min.	Fg-Fa	3g-3a	Ftm-Fta	O-D/1	Pt. Asst.	To. Blk.	Stl.	Pts.		
at Penn State (2/25)	Y	21	2-5	0-0	2-2	0-1	5	2	2	0	1	6
Northwestern (2/27)	Y	24	4-7	0-0	1-1	1-2	0	0	3	0	1	9
Illinois (3/3)	Y	32	1-6	0-0	2-2	3-4	3	3	1	0	1	4
Penn State (3/7)	Y	26	11-12	1-1	0-0	1-4	5	2	2	0	0	23
Illinois (3/8)	Y	33	6-11	1-1	6-6	5-5/10	4	1	2	0	0	23
Mercer (11/17)	Y	24	4-10	0-0	2-2	4-5	1	2	0	3	10	
UNC-Asheville (11/21)	Y	24	4-8	0-0	1-1	4-5	1	2	4	1	9	
E. Washington (11/24)	Y	23	2-2	1-1	1-1	1-1	4	3	0	0	6	
at Wake Forest (11/27)	Y	35	8-15	1-1	5-6	8-5/13	4	0	3	0	22	
UT-Pan American (12/1)	Y	23	8-11	1-2	1-3	2-4/6	4	1	3	0	18	
UNC-Wilmington (12/4)	Y	31	5-7	3-5	1-1	1-3/4	1	1	1	0	10	
at Georgia (12/7)	Y	23	2-7	0-0	6-8	4-7/11	3	0	3	0	10	
Oregon (12/10)	Y	21	3-6	0-0	4-4	2-3	3	2	0	0	10	
Maryland-ES (12/13)	Y	22	8-10	1-1	0-0	0-10/11	1	1	2	1	17	
Nebraska (12/22)	Y	35	7-17	0-1	4-5	4-5	1	4	1	0	18	
at Texas Tech (12/30)	Y	34	7-15	0-0	6-7	6-2/6	2	3	1	0	20	
at Illinois (1/2)	Y	31	3-12	0-0	1-1	4-1	1	3	2	1	7	
Michigan State (1/5)	Y	23	3-7	0-0	3-4	1-4/5	4	2	3	0	9	
Michigan (1/9)	Y	37	9-12	0-1	1-1	3-4/7	3	1	5	0	19	
at Purdue (1/12)	Y	29	7-8	0-0	0-0	1-4/5	2	2	4	0	14	
at Wisconsin (1/16)	Y	38	7-14	0-0	3-4	4-6/10	3	2	2	0	17	
at Michigan (1/19)	Y	35	6-15	0-0	2-2	4-5/5	2	1	4	0	14	
Ohio State (1/26)	Y	27	4-5	1-1	1-2	2-3/5	3	1	2	1	10	
Penn State (1/30)	Y	25	5-8	0-0	4-6	2-1/5	3	5	2	1	14	
Indiana (2/2)	Y	35	6-10	0-0	2-2	2-4/6	2	3	3	1	14	
at Iowa (2/9)	Y	38	5-8	1-1	4-6	7-6/13	5	4	4	0	15	
at Northwestern (2/13)	Y	32	7-10	2-2	0-0	2-4/6	3	1	5	0	16	
Wisconsin (2/16)	Y	30	4-6	0-1	0-0	2-6/8	2	4	2	0	8	
at Michigan State (2/21)	Y	30	6-9	0-0	1-1	2-4/6	1	2	2	0	13	

Rychart's Career Statistics

Season	Gp	Gs	Min	Avg	Fg-Fga	Pct	3-POINT			REBOUNDS									
							Fg-Fga	Pct.	Ft-Fta	Pct.	O-D/Tot	Avg	Asst	TO	Blk	ST	Pf/Dq	Pts	Avg
1997-98																			
1998-99	21	2	194	9.2	29-63	.460	0-2	.000	22-30	.733	27-32/59	2.8	10	19	1	11	27/0	80	3.8
1999-2000	28	28	676	24.1	133-259	.514	3-7	.429	60-84	.714	83-137/220	7.9	42	62	2	25	85/3	329	11.8
2000-01	31	30	1003	32.4	170-337	.504	10-34	.294	104-125	.832	97-150/247	7.7	46	56	14	33	84/5	454	14.6
2001-02	29	29	848	29.2	154-278	.554	13-37	.351	64-82	.780	82-116/198	6.8	61	71	6	21	75/2	385	13.3
Career	109	89	2,721	25.0	486-937	.519	26-80	.325	250-321	.779	289-435/724	6.6	159	208	23	90	271/10	1,248	11.5

#45 DUSTY RYCHART

Forward • 6-7 • 220 • Grand Rapids, Minn. • Grand Rapids HS

2000-01 Game-by-Game

Opponent (Date)	Start	Min.	Fg-Fa	3g-3a	Ftm-Fta	O-D/T	Pt. Asst.	To. Blk.	Stl.	Pts.			
UNCG (11/17)			Did Not Play										
Georgia (11/19)	N	20	2-5	1-1	2-4	1-1/2	2	0	3	0			
vs. Hawaii Pac (11/24)	Y	29	12-15	1-1	9-9	6-3/9	1	1	2	0			
vs. TCU (11/25)	Y	31	11-16	0-2	10-13	4-6/10	3	4	3	0			
vs. Georgetown (11/26)	Y	37	2-11	0-4	2-3	2-9/11	1	1	3	0			
at Florida State (11/29)	Y	31	2-7	0-1	4-3	4-5/9	1	4	1	0			
Morris Brown (12/4)	Y	35	5-11	0-0	7-7	4-4/8	0	1	2	0			
at Marquette (12/7)	Y	40	7-14	0-1	1-1	4-3/7	1	0	1	0			
Bethune Cook (12/9)	Y	27	7-11	0-0	3-3	1-5/8	1	0	2	0			
La Tech (12/12)	Y	31	6-9	0-0	3-4	4-5/9	1	0	1	0			
Dartmouth (12/22)	Y	27	5-8	0-1	3-3	3-7/10	1	4	0	0			
Nebraska (12/28)	Y	40	6-8	0-0	0-0	4-3/7	1	1	1	0			
Centenary (12/30)	Y	21	4-8	0-0	5-3	3-4/7	4	1	1	0			
at Illinois (1/3)	Y	31	9-14	1-1	2-3	1-4/5	1	0	3	1			
Wisconsin (1/6)	Y	35	4-7	0-0	1-1	2-2/4	1	1	3	0			
at Ohio State (1/13)	Y	21	2-10	0-0	1-1	4-2/8	3	1	4	0			
Furduie (1/17)	Y	33	8-14	1-1	6-9	2-3/5	2	5	1	2			
Indiana (1/20)	Y	38	7-14	0-0	7-9	4-12/18	1	0	0	1			
Iowa (1/24)	Y	34	5-10	0-0	3-4	5-4/9	1	1	0	1			
at Purdue (1/27)	Y	33	4-10	1-1	4-4	3-2/5	3	0	4	0			
at Iowa (1/31)	Y	21	4-8	0-0	0-0	5-2/7	4	1	1	0			
Ohio State (2/3)	Y	38	8-13	2-1	3-3	3-9/11	3	0	1	0			
at Northwestern (2/6)	Y	31	6-8	0-0	2-3	1-6/7	3	3	1	1			
Michigan State (2/10)	Y	31	4-10	1-1	1-1	1-1/2	3	0	1	0			
Penn State (2/14)	Y	31	5-13	0-0	4-4	2-4/8	3	1	2	0			
at Michigan (2/17)	Y	31	4-14	0-0	4-8	3-2/5	3	5	3	0			
at Wisconsin (2/21)	Y	40	3-11	1-1	2-3	4-8/12	4	1	3	0			
at Indiana (2/28)	Y	30	5-13	0-1	0-0	2-5/7	1	0	3	1			
Illinois (3/4)	Y	34	4-12	0-1	2-3	3-6/9	4	1	3	0			
Furduie (3/8)	Y	34	5-10	0-0	1-1	3-8/11	1	2	1	0			
Villanova (3/14)	Y	31	2-3	0-0	6-7	1-8/9	1	3	0	1			
Tulsa (3/15)	Y	37	8-27	1-1	6-8	8-7/15	5	0	4	3			
Totals:		30-31	100-170	33-37	10-34	104-125	97-150/247	84	46	56	14	33	454

1998-99 Game-by-Game

Opponent (Date)	Start	Min.	Fg-Fa	3g-3a	Ftm-Fta	O-D/T	Pt. Asst.	To. Blk.	Stl.	Pts.			
Appalachian St. (11/21)	N	17	5-10	0-0	1-2	1-3/4	2	2	3	0			
Seton Hall (11/24)	N	7	0-0	0-0	2-2	1-1/2	0	0	1	0			
Winthrop (11/28)	Y	12	0-2	0-0	1-1	0-1/1	1	1	1	0			
Oregon State (11/30)	N	4	1-3	0-0	0-0	0-0/0	0	0	0	0			
at Fresno State (12/4)	N	1	0-1	0-1	0-0	1-0/1	1	0	0	0			
East Michigan (12/12)	N	1	0-0	0-0	2-2	0-1/1	0	0	1	0			
at Nebraska (12/15)	N	1	0-0	0-0	0-0	0-1/1	0	0	0	0			
Sacramento St. (12/29)	N	1	2-3	0-0	0-0	0-1/1	1	1	1	0			
Penn State (1/5)	N	1	0-1	0-0	0-0	0-1/1	2	0	0	0			
at Michigan St. (1/13)	N	1	0-0	0-0	0-0	0-0/0	0	0	0	0			
Iowa (1/16)	N	1	0-0	0-0	0-0	1-0/1	0	0	0	0			
at Ohio State (1/23)	N	1	0-0	0-0	0-0	0-1/1	0	0	0	0			
Illinois (2/3)	N	4	0-1	0-0	0-0	0-0/0	2	0	0	0			
at Iowa (2/10)	N	27	1-5	0-0	2-2	4-2/8	3	1	1	0			
Michigan State (2/13)	N	11	4-5	0-0	2-2	3-3/8	3	1	2	0			
at Penn State (2/17)	N	11	3-1	0-0	5-5	1-0/1	1	0	1	0			
at Purdue (2/23)	N	11	2-4	0-0	1-1	3-4/7	4	0	4	0			
Furduie (2/25)	N	11	1-3	0-0	0-0	2-1/1	1	2	0	0			
at Northwestern (2/27)	N	10	0-0	0-0	0-0	1-1/1	3	1	2	0			
vs. Illinois (3/4)	N	1	0-0	0-0	3-4	1-2/1	1	0	0	0			
vs. Gonzaga (3/11)	N	35	10-18	0-1	3-4	8-9/17	3	0	0	2			
Totals:		2/21	194	29-63	0-2	22-30	27-35/59	27	10	15	1	11	80

1999-2000 Game-by-Game

Opponent (Date)	Start	Min.	Fg-Fa	3g-3a	Ftm-Fta	O-D/T	Pt. Asst.	To. Blk.	Stl.	Pts.			
UT-Arlington (11/20)	Y	27	10-14	0-0	2-4	6-7/13	1	1	2	0			
Marquette (11/23)	Y	34	7-14	0-0	8-12	6-6/12	1	1	3	0			
Morehead St. (11/27)	Y	31	6-8	0-0	0-0	2-5/7	4	3	1	0			
Virginia (11/30)	Y	24	4-7	0-0	0-0	3-5/8	1	2	0	0			
Vaiparaiso (12/4)	Y	33	5-9	1-1	1-1	3-4/7	3	1	7	0			
Maine (12/11)	Y	23	6-11	0-0	4-5	2-4/6	0	2	1	0			
at Oregon (12/18)	Y	21	3-4	0-0	4-4	1-2/1	1	1	1	0			
Furman (12/23)	Y	18	5-10	0-0	1-1	3-5/8	4	0	2	0			
at Georgia (12/28)	Y	13	6-13	1-1	1-1	3-5/8	4	0	1	0			
at Nebraska (12/31)	Y	27	5-10	0-0	0-0	5-6/11	4	3	1	0			
Michigan (1/5)	Y	14	4-7	0-0	2-1	3-2/5	1	1	3	0			
at Ohio State (1/9)	Y	20	3-11	0-0	0-0	2-5/7	3	0	0	0			
Iowa (1/12)	Y	21	5-15	0-0	1-1	1-6/7	1	1	1	0			
at Indiana (1/15)	Y	21	4-8	0-0	1-1	3-8/11	4	3	4	0			
Furduie (1/19)	Y	22	9-12	0-0	1-1	2-3/5	4	0	1	0			
at Wisconsin (1/22)	Y	23	8-12	0-0	2-3	1-2/5	4	1	0	0			
at Penn State (1/26)	Y	24	4-7	1-1	0-0	3-3/8	1	3	3	0			
Northwestern (1/29)	Y	21	2-6	0-0	3-7	3-5/8	4	2	3	0			
at Illinois (2/2)	Y	20	1-3	0-0	2-2	2-4/6	0	0	6	0			
Wisconsin (2/5)	Y	30	4-11	0-1	2-2	3-7/10	2	4	3	0			
Indiana (2/9)	Y	11	1-3	0-0	0-0	0-2/2	4	1	2	0			
Illinois (2/17)	Y	28	7-11	0-0	6-6	4-4/8	5	3	2	0			
at Purdue (2/19)	Y	24	2-6	0-2	4-5	1-3/4	2	1	5	0			
at Seton Hall (2/23)	Y	29	4-17	0-0	3-4	9-9/18	2	0	3	1			
at Iowa (2/27)	Y	21	4-8	0-0	2-3	1-6/7	1	2	3	1			
at Michigan St. (3/2)	Y	21	4-6	0-0	2-2	0-2/2	3	0	1	0			
Ohio State (3/4)	Y	21	4-6	0-0	2-2	5-7/12	4	2	0	0			
vs. Iowa (3/9)	Y	30	6-14	0-0	6-7	6-10/16	4	3	4	0			
Totals:		28/28	676	133-259	3-7	60-84	83-137/220	85	42	62	2	25	329

MINNESOTA		80	Game 1	
Mercer		59	November 17, 2001 Williams Arena Minneapolis, Minn.	
Attendance: 12,534				

Recap: The Gophers opened their 2001-02 season in dominating style, routing the Mercer bears 80-59 in front of 12,534 at Williams Arena. Four different Golden Gophers scored in double figures, led by sophomore Michael Bauer's 18 points. Minnesota came out firing on all cylinders, outscoring the overwhelmed bears 40-18 in the first half. The Maroon and Gold went on numerous runs during the game, but the highlight was junior coliege transfer Jerry Holman's six points in 33 seconds near the end of the first half. The Gophers led by as many as 40 in the second half.

Minnesota	Min	FG-A	FT-A	R	A	Pt	Mercer	Min	FG-A	FT-A	R	A	Pt
Bauer, M	24	7-11	1-2	8	1	18	Murhammad, I	15	3-7	1-2	4	0	9
Kvchart, J	24	4-10	2-2	5	2	10	Hansen, J	15	0-0	0-0	1	0	0
Rickert, C	23	7-10	0-0	6	1	17	Howers, J	27	1-7	4-7	8	1	4
Burleson, C	20	1-5	1-1	2	4	4	Jenuary, J	18	0-1	0-1	1	0	0
Fleming, G	23	2-8	0-0	1	1	5	Baker, C	18	2-4	0-0	2	1	5
Kobinson, J	12	0-3	1-2	3	3	1	West, J	10	2-4	3-4	4	1	6
Hokenson, J	4	0-0	0-0	0	0	0	Arthur, J	22	3-4	0-0	6	2	7
Hargrov, J	10	1-2	4-4	1	0	7	McCurry, M	22	3-4	3-3	2	4	9
Bennett, J	15	0-3	1-1	4	1	1	Chvala, J	7	0-0	0-0	0	1	0
Bolger, J	4	0-0	0-0	0	0	0	Emerson, J	27	4-10	2-3	7	0	11
Loranc, J	5	0-2	0-2	1	0	0	Walker, J	15	1-3	0-0	1	0	3
Esselink, J	13	0-3	0-0	3	2	0	TEAM						
Chall, J	4	0-0	0-0	1	0	0	Total	200	19-48	13-22	34	10	55
Holman, J	16	6-8	5-8	1	1	17							
TEAM													
Total	200	28-69	15-24	48	19	81							

Halftime: Minnesota 40, MU 18 3-Pt Goals: Minn - 9-29 (Bauer 3-8, Kvchart 0-2, Rickert 3-4, Burleson 1-1, Fleming 1-4, Kobinson 0-1, Hargrov 1-1, Bennett 0-1, Esselink 0-3) MU - 8-19 (Murhammad 2-4, Baker 1-1, West 2-2, Arthur 2-5, McCurry 0-1, Emerson 1-3, Walker 0-1)
Turnovers: Minnesota 10, MU 7
Technical: None
Personal Fouls: Minnesota 21, MU 7
Fouled Out: none
Att: 12,534

MINNESOTA		92	Game 2	
UNC-Asheville		65	November 21, 2001 Williams Arena Minneapolis, Minn.	
Attendance: 12,188				

Recap: After a sluggish first half, the Golden Gophers scored 56 second-half points en route to a 92-65 drubbing of North Carolina-Asheville at Williams Arena in front of 12,188 fans. For the second consecutive game, Michael Bauer led Minnesota in scoring, pacing five Golden Gophers in double figures. The sophomore forward pumped in a career-high 15 points on 8-of-12 shooting. The Golden Gophers held a double-figure lead throughout the second half, but exploded with 7:34 remaining, scoring 16 of the next 18 points to build their lead to 30 with 3:12 remaining. Despite going 0-for-3 and failing to score, Kevin Burleson dished out a career-high 11 assists.

Minnesota	Min	FG-A	FT-A	R	A	Pt	UNC-Asheville	Min	FG-A	FT-A	R	A	Pt
Bauer, M	26	8-12	1-1	2	3	15	Shaw, J	38	5-10	1-2	4	4	11
Kvchart, J	24	4-8	1-2	7	2	9	Jovner, J	20	2-5	2-4	4	1	7
Rickert, C	30	4-7	4-4	4	3	15	McGonigal, C	22	2-2	0-1	1	1	4
Burleson, C	23	0-3	0-0	2	11	0	Krapel, J	33	2-4	2-2	2	1	4
Fleming, G	18	3-8	0-0	0	2	8	Carter, C	30	5-8	0-0	2	3	11
Kobinson, J	8	0-2	0-0	0	2	0	Allen, J	13	1-2	1-1	0	1	3
Hokenson, J	2	0-1	0-0	0	0	0	Capri, S	5	0-0	0-0	0	0	0
Hargrov, J	11	5-8	0-0	2	3	11	Velliaro, J	6	0-0	0-0	0	0	0
Bennett, J	18	5-7	1-2	5	1	11	McCullough, J	24	4-11	2-2	2	1	11
Bolger, J	3	0-0	1-1	1	0	1	Harpe, J	12	2-4	0-0	1	0	5
Loranc, J	7	2-2	0-0	1	3	4	Barber, J	7	2-2	0-0	1	0	4
Esselink, J	10	1-4	0-0	1	1	2	TEAM						
Chal, J	7	0-1	0-0	1	0	0	Total	200	25-50	8-12	25	16	81
Holman, J	27	7-10	0-0	6	1	14							
TEAM													
Total	200	39-74	8-11	35	26	92							

Halftime: Minnesota 36, UNCA 25 3-Pt Goals: Minn - 6-17 (Bauer 2-3, Kvchart 0-1, Rickert 3-4, Burleson 1-1, Fleming 0-2, Kobinson 0-1, Hargrov 1-1, Esselink 0-2) UNCA - 7-15 (Shaw 1-3, Jovner 0-1, Krapel 1-1, Carter 2-3, McCullough 1-2, Harper 1-1, Barber 1-1)
Turnovers: Minnesota 12, UNCA 7
Technical: None
Personal Fouls: Minnesota 13, UNCA 11
Fouled Out: none
Att: 12,188

MINNESOTA		86	Game 3	
Eastern Washington		68	November 24, 2001 Williams Arena Minneapolis, Minn.	
Attendance: 12,533				

Recap: Minnesota defeated Eastern Washington, 86-68, in front of 12,533 fans at Williams Arena as the Golden Gophers shot a stellar 54.3 percent from the field. Junior Michael Bauer led the Maroon and Gold with 17 points. Junior Jerry Holman and freshman Rick Rickert were also key with 14-point efforts. Rickert added a game- and career-high 10 rebounds and five blocks in the drubbing of the Eagles. Rickert's five blocks were the most for a Golden Gopher since Joel Fryzbillie had six on Feb. 1, 2000. Bauer, with his 17 points, has led Minnesota in scoring in all three games this week.

Minnesota	Min	FG-A	FT-A	R	A	Pt	EWU	Min	FG-A	FT-A	R	A	Pt
Bauer, M	24	6-9	3-4	2	0	17	Guinco, J	17	2-3	0-0	1	0	4
Kvchart, J	23	2-7	1-2	4	4	8	Lewis, J	31	2-3	2-2	3	5	6
Rickert, C	27	4-5	5-8	10	2	14	Humbert, C	20	2-7	7-9	6	0	11
Burleson, C	24	2-5	0-0	2	8	8	Hester, C	26	3-10	2-2	5	3	8
Bennett, J	24	3-10	0-0	3	1	7	Snow, C	27	5-10	0-0	5	1	11
Kobinson, J	15	1-3	2-2	0	2	5	Hull, J	4	1-1	0-0	0	0	2
Hokenson, J	2	0-0	0-0	0	0	0	Lincor, J	4	0-0	0-0	0	0	0
Hargrov, J	11	1-2	0-0	3	0	2	McCullough, J	17	3-4	2-4	4	0	8
Fleming, G	17	2-8	3-4	2	2	7	Looper, J	15	0-4	0-0	1	2	0
Bolger, J	2	0-1	0-0	0	0	0	Brown, J	15	3-4	0-0	0	0	8
Loranc, J	5	1-1	0-2	0	0	2	Axton, J	23	0-5	2-2	2	1	1
Esselink, J	5	2-2	0-0	3	2	5	Smit, J	8	0-1	1-2	0	0	1
Chall, J	2	0-0	1-2	0	0	0	TEAM						
Holman, J	20	6-9	2-4	3	0	14	Total	200	21-51	16-21	31	12	68
TEAM													
Total	200	30-55	17-28	33	21	86							

Halftime: Minnesota 41, EWU 32 3-Pt Goals: Minn - 9-21 (Bauer 2-4, Kvchart 1-1, Rickert 1-1, Burleson 2-5, Bennett 1-6, Fleming 0-2, Kobinson 1-1, Esselink 1-1) EWU - 10-18 (Guinco 2-3, Snow 5-6, Hull 1-1, Cooper 0-4, Browne 2-3, Axton 0-1)
Turnovers: Minnesota 17, EWU 24
Technical: None
Personal Fouls: Minnesota 20, EWU 22
Fouled Out: EWU-Guinco
Att: 12,533

MINNESOTA		79	Game 4	
Wake Forest		85	November 27, 2001 Lawrence Joel Coliseum Winston-Salem, N.C.	
Attendance: 9,227				

Recap: The Golden Gophers were unable to hold on as they dropped their first-ever game in the ACC/Big Ten Challenge, 85-79, to 23rd-ranked Wake Forest in Winston-Salem, N.C. led by senior Dusty Kvchart's 22 points and 15 rebounds. The Golden Gophers led 39-36 at halftime and owned the edge for much of the second stanza before letting things slip away. After Travarus Bennett's two free throws with 1:36 remaining gave Minnesota a 79-74 lead, the Demon Deacons scored the last 11 points to win the game. Bennett added 12 along with Kevin Burleson.

Minnesota	Min	FG-A	FT-A	R	A	Pt	Wake Forest	Min	FG-A	FT-A	R	A	Pt
Bauer, M	26	4-14	3-5	5	0	11	Howard, J	35	9-11	1-2	9	3	21
Kvchart, J	35	8-25	5-8	13	0	22	Sonpalla, J	32	5-14	13-13	10	0	20
Rickert, C	33	4-9	0-0	5	2	9	Scott, J	33	7-10	5-8	8	1	15
Burleson, C	29	4-16	2-3	6	4	12	Hicks, C	26	1-8	2-2	2	4	5
Bennett, J	30	4-9	3-3	7	0	12	Dawson, C	22	3-8	0-0	2	1	8
Kobinson, J	3	0-0	0-0	0	0	0	Downey, D	5	0-1	0-0	1	0	0
Hargrov, J	4	0-0	0-0	0	0	0	Danelius, J	15	2-3	1-1	4	1	5
Fleming, G	14	4-8	0-0	1	2	9	Murray, J	20	0-3	2-2	2	4	1
Esselink, J	1	0-0	0-0	0	0	0	Lepore, J	10	1-5	0-0	1	2	2
Holman, J	28	2-4	0-0	7	1	4	TEAM						
TEAM							Total	200	28-67	24-28	45	16	81
Total	200	30-73	10-12	41	9	75							

Halftime: Minnesota 39, WFU 36 3-Pt Goals: Minn - 9-26 (Bauer 3-9, Kvchart 1-1, Rickert 1-3, Burleson 2-5, Bennett 1-3, Fleming 1-2) WFU - 5-25 (Howard 2-4, Sonpalla 0-2, Hicks 1-7, Dawson 2-7, Downey 0-1, Murray 0-1, Lepore 0-3)
Turnovers: Minnesota 11, WFU 11
Technical: None
Personal Fouls: Minnesota 23, WFU 11
Fouled Out: WFU-Dawson
Att: 9,227

MINNESOTA 89
Texas-Pan American 72
Game 5
 December 1, 2001
 Williams Arena
 Minneapolis, Minn.
Attendance: 12,110

Recap: Minnesota rebounded from its close loss to nationally-ranked Wake Forest, downing Texas-Pan American 89-72 at Williams Arena in front of 12,110 fans. The Golden Gophers were led by Trevor Bennett's career-high 19 points on 5-of-8 shooting from the field and a perfect 6-for-6 from the charity stripe. In addition to Bennett, three other Golden Gophers scored in double figures - Dusty Kvchar (16 points), Michael Bauer (13 points) and Kevin Burieson (10 points). Minnesota shot 47.5 percent from the field (29-61), 47.1 percent from behind the arc (8-17) and 85.2 percent from the line (23-27).

Minnesota	Min	FG-A	FT-A	R	A	Pt	UTPA	Min	FG-A	FT-A	R	A	Pt	
Bauer, M	29	5-8	6-6	4	1	13	Nubine	29	4-7	0-0	5	0	9	
Kvchar, D	25	8-12	1-2	6	1	18	Hill, J	17	1-1	1-1	0	0	3	
Rickett, R	28	4-15	0-0	5	4	8	Gunn, S	33	3-12	3-5	7	0	9	
Burleson, K	30	3-4	2-2	3	6	10	Mitchell, C	20	1-2	2-2	1	4	4	
Bennett, T	30	5-8	6-6	4	0	19	Chapman, C	25	6-17	5-8	2	4	23	
Robinson, S	8	0-4	2-4	0	2	2	Montawi, F	4	0-1	0-0	0	0	0	
Hargrow, M	7	1-4	2-2	3	0	4	Davis, J	1	0-0	0-0	0	0	0	
Fleming, J	18	1-7	4-4	6	1	7	Tal, S	5	0-1	0-0	0	0	0	
Bolger, B	1	0-0	0-0	0	0	0	Sakaly, J	28	4-9	3-8	2	1	11	
Lorian, J	1	0-0	0-0	0	0	0	Travis, J	20	4-8	1-3	3	2	13	
Esselink, E	1	0-0	0-0	0	0	0	Sitnikova, S	11	1-1	0-0	1	1	3	
Hoimar, J	23	4-9	0-0	1	1	8	TEAM							
TEAM							Total		200	24-57	15-21	33	19	77
Total	200	29-61	23-27	37	16	85								

Halftime: Minnesota 42, UTPA 30. 3-Pt Goals: Minn - 5-26 (Bauer 1-3, Kvchar 1-2, Rickett 0-4, Burieson 1-2, Bennett 3-4, Hargrow 0-1, Fleming 1-1) UTPA - 9-25 (Nubine 1-4, Gunn 0-1, Mitchell 0-1, Chapman 4-1) Late 0-1, Sakaly 1-3, Travis 2-4, Sitnikova 1-3.
Turnovers: Minnesota 16, UTPA 7. **Personal Fouls:** Minnesota 20, UTPA 7. **Technical:** UTPA-bent.
Fouled Out: UTPA-Nubine. **Att:** 12,110

MINNESOTA 50
UNC-Wilmington 58
Game 6
 December 4, 2001
 Williams Arena
 Minneapolis, Minn.
Attendance: 12,069

Recap: It was a story of two entirely different halves of basketball for Minnesota as the Golden Gophers fell 58-50 to North Carolina-Wilmington at Williams Arena in front of 12,069 fans. After building a 21-22 halftime lead, the Maroon and Gold went cold, making only seven baskets in the second half and mustering only 15 points to the Seahawks' 36. Minnesota was led by Rick Rickett's 13 points, six boards and four blocks. Dusty Kvchar scored 10 points to reach double-digits for the third consecutive game.

Minnesota	Min	FG-A	FT-A	R	A	Pt	UNCW	Min	FG-A	FT-A	R	A	Pt
Bauer	31	0-7	3-4	5	1	3	Williams, J	31	6-9	5-8	11	4	19
Kvchar	31	5-7	1-2	4	2	10	Hare, J	34	1-10	0-0	7	2	3
Rickett	32	6-12	0-0	8	1	13	Callahan, G	18	0-4	2-2	1	1	2
Burleson, K	25	3-8	1-2	2	5	8	Chapman, C	8	0-0	0-0	0	1	0
Bennett, T	18	0-2	0-0	0	0	0	Blizzard, C	38	5-11	3-5	4	0	13
Robinson, S	8	1-3	0-0	2	0	3	Loomis, J	22	2-5	1-1	3	1	5
Hargrow, M	13	2-4	0-0	1	1	5	Gunn, S	7	0-0	0-0	0	0	0
Fleming, J	11	2-4	0-0	1	1	4	Burnette, J	30	2-5	6-8	2	3	5
Hoimar, J	18	2-3	0-1	4	0	4	Terrel, J	3	0-0	1-2	0	0	0
TEAM							Clifford, J	1	0-0	2-2	1	0	0
Total	200	19-52	5-5	36	11	50	TEAM						
							Total	200	16-47	20-26	34	10	58

Halftime: Minnesota 21, UNCW 22. 3-Pt Goals: Minn - 7-20 (Bauer 0-2, Kvchar 3-5, Rickett 1-6, Burieson 1-4, Robinson 1-1, Hargrow 1-1, Fleming 0-1) UNCW - 6-15 (Williams 1-1, Hare 1-3, Callahan 0-1, Blizzard 3-6, Burnette 1-4).
Turnovers: Minnesota 16, UNCW 11. **Personal Fouls:** Minnesota 15, UNCW 11. **Technical:** none. **Fouled Out:** none. **Att:** 12,069

MINNESOTA 55
Georgia 77
Game 7
 December 7, 2001
 Stegeman Coliseum
 Athens, Ga.
Attendance: 7,158

Recap: Senior forward Dusty Kvchar recorded his second double-double of the season and 16th of his career with 10 points and 11 rebounds, but the Golden Gophers fell to the Georgia Bulldogs 77-55, at Stegeman Coliseum in Athens, Ga., losing their second consecutive game. The Gophers shot just 14-of-66 (28.8%) from the field, while the Bulldogs made 26-of-66 (42.4%) in maintaining a double-digit lead for much of the game. Trevor Bennett added eight points and six rebounds for Minnesota, while Jerry Hoimar, Maurice Hargrow and Rick Rickett each contributed seven tallies.

Minnesota	Min	FG-A	FT-A	R	A	Pt	Georgia	Min	FG-A	FT-A	R	A	Pt
Rickett, R	21	3-8	0-0	7	0	7	Wright, C	24	3-8	2-2	3	4	9
Burleson, K	22	2-8	0-0	0	1	4	Williams, C	28	5-11	0-0	5	7	11
Bennett, T	28	3-7	1-2	6	2	8	Haves Jarvis, F	28	8-17	0-0	5	0	18
Bauer, M	22	1-7	0-0	4	1	2	Daniels, J	27	5-7	5-10	9	0	11
Kvchar, D	23	2-7	6-8	11	0	10	Thomas, C	20	1-3	4-4	4	4	1
Robinson, S	5	0-1	0-2	1	0	0	Watt, S	7	0-0	0-0	0	1	0
Hokanson, J	2	0-0	0-0	1	1	0	Cole, J	18	1-5	2-2	1	3	2
Hargrow, M	14	3-7	0-0	3	0	7	Britton, J	2	0-0	0-0	1	1	0
Fleming, J	26	2-12	1-2	4	1	5	Peve, J	14	1-3	0-0	6	0	2
Esselink, E	14	2-4	0-0	2	0	5	Patrick, J	15	1-2	0-0	2	2	2
Chal, G	0	0-0	0-0	0	0	0	Szymanski, J	2	0-0	0-0	0	0	0
Hoimar, J	23	1-8	5-6	4	1	7	Jonas Haves, J	4	1-2	2-2	1	0	4
TEAM							Wehuni, J	6	2-4	0-0	1	0	5
Total	200	19-66	13-20	48	7	55	TEAM						
							Total	200	26-66	15-20	50	19	77

Halftime: Minnesota 29, UGA 40. 3-Pt Goals: Minn - 4-24 (Rickett, 1-4, Burieson, 0-2, Bennett 1-4, Bauer 0-5, Robinson 0-1, Hargrow 1-2, Fleming 0-4, Esselink 1-2) UGA - 6-25 (Wright 1-5, Williams 1-5, Haves 2-8, Cole 1-4, Peve 0-1, Wehuni 1-2).
Turnovers: Minnesota 20, UGA 12. **Personal Fouls:** Minnesota 17, UGA 35. **Technical:** none. **Fouled Out:** none. **Att:** 7,158

MINNESOTA 75
Oregon 72
Game 8
 December 10, 2001
 Williams Arena
 Minneapolis, Minn.
Attendance: 12,610

Recap: Freshman forward Rick Rickett scored a career-high 26 points to lead Minnesota (5-3) to a 71-72 victory over Oregon (4-3) at Williams Arena. Despite shooting just 40 percent from the field, the Golden Gophers persevered to halt a two-game losing streak. Rickett's 26-point performance is the most by a Minnesota freshman since Randy Carter notched 29 against Northwestern on January 26, 1991. He just missed his second double-double of the season, leading Minnesota with nine rebounds. Kevin Fleming (14), Trevor Bennett (11) and Dusty Kvchar (10) also scored in double figure.

Minnesota	Min	FG-A	FT-A	R	A	Pt	Oregon	Min	FG-A	FT-A	R	A	Pt
Rickett, R	36	11-17	4-7	9	0	28	Johnson, J	25	7-17	2-3	6	0	16
Bauer, M	24	1-7	0-0	7	0	2	Jackson, J	32	2-8	3-4	7	4	7
Kvchar, D	28	3-8	4-4	5	0	10	Christoffersen, C	18	3-5	5-7	4	0	11
Burleson, K	30	5-12	0-0	1	5	8	Rionour, C	37	4-5	0-0	5	6	11
Bennett, T	30	3-8	4-6	5	0	11	Jones, C	35	4-12	2-2	4	4	11
Robinson, S	4	0-0	0-0	0	0	0	Davis, J	17	4-8	0-0	0	2	11
Fleming, J	23	3-11	5-8	3	2	14	Lever, J	3	1-1	0-0	0	0	3
Esselink, E	5	0-2	0-0	0	3	0	Helquist, J	11	3-5	1-1	0	0	7
Hoimar, J	18	2-4	0-0	5	1	4	Anderson, J	18	2-4	1-2	5	0	5
TEAM							TEAM						
Total	200	26-65	17-23	35	13	75	Total	200	25-52	14-19	39	16	72

Halftime: Minnesota 33, UO 34. 3-Pt Goals: Minn - 6-24 (Rickett, 2-4, Bauer 0-3, Burieson, 0-5, Bennett 1-3, Fleming 3-6, Esselink 0-3) UO - 8-21 (Jackson 0-4, Rionour 3-8, Jones 1-3, Davis 3-5, Lever, 1-1).
Turnovers: Minnesota 9, UO 11. **Personal Fouls:** Minnesota 14, UO 17. **Technical:** none. **Fouled Out:** none. **Att:** 12,610

MINNESOTA		95	Game 9	
Maryland-Eastern Shore		72	December 13, 2001 Williams Arena Minneapolis, Minn.	
Attendance: 12,155				

Recap: Five players scored in double figures to lead Minnesota to a convincing 95-46 win over Maryland Eastern Shore at Williams Arena. The Golden Gophers' 47-point win is the third-largest in school history. The Golden Gophers never trailed in the game, taking a 45-24 lead at the half. Dusty Kvchari posted his third double-double of the season with a game-high 17 points and 10 rebounds. Travis Bennett finished with 16 points, while Michael Bauer and Jerry Holman added 15 apiece. Steve Esselink pitched in a career-high 12 points on 5-of-5 shooting. Kevin Burleson added a game-high eight assists.

Minnesota	Min	FG-A	FT-A	R	A	Pt	UMES	Min	FG-A	FT-A	R	A	Pt
Rickert	22	1-1	3-3	4	1	5	Smith	1	0-0	0-0	0	0	0
Bauer	15	5-8	3-4	4	3	15	Bowen	21	4-8	2-2	5	0	10
Kvchari	23	8-10	0-0	10	2	17	Newson	11	3-5	0-0	2	2	7
Burleson	22	3-7	3-4	4	8	11	Hickman	27	5-7	1-2	2	2	12
Bennett	23	4-4	5-6	2	2	16	Trotter	33	3-18	2-2	2	2	6
Robinson	14	0-2	0-0	2	4	0	Majeri	1	0-0	0-0	0	0	0
Hoxensou	4	0-0	0-0	1	0	0	Campbell	27	2-7	0-0	1	0	4
Fleming	15	2-5	3-3	0	1	8	Ioane	17	2-7	2-2	2	3	7
Bolden	4	0-0	0-0	2	0	0	Darby	15	1-2	0-0	0	0	2
Loranc	10	1-4	0-0	0	0	4	Smith	4	0-0	0-0	1	0	0
Esselink	14	5-5	0-0	1	2	11	Thomas	12	0-0	0-0	1	0	0
Chal	4	0-0	0-0	0	0	0	Trotter	17	2-3	1-2	8	0	11
Holman	21	5-8	5-7	8	2	15	TEAM						
TEAM							Total	200	18-57	8-13	29	6	48
Total	200	32-58	22-26	42	25	91							

Halftime: Minnesota 45 UMES 24 3-Pt Goals: Minn - 4-19 (Rickert 0-1, Bauer 2-3, Kvchari 1-1, Bennett 1-3, Robinson 0-1, Hoxensou 0-1, Fleming 1-3, Bolden 0-1, Loranc 0-1, Esselink 2-2) UMES - 4-20 (Hickman 0-3, Trotter 1-5, Campbell 1-6, Ioane 1-4, Darby 1-2)
Turnovers: Minnesota 13, UMES 13 Personal Fouls: Minnesota 15, UMES 14
Technical: none Fouled Out: UMES-Thomas Att: 12,155

MINNESOTA		81	Game 10	
Nebraska		72	December 22, 2001 Williams Arena Minneapolis, Minn.	
Attendance: 13,435				

Recap: The Golden Gophers upped their record to 7-3 with an 81-72 victory over the Nebraska Cornhuskers at Williams Arena in front of 13,435 fans. Minnesota was led by senior Dusty Kvchari with 18 points and nine rebounds. Kvchari scored 15 of his game-high total in the second half, while Michael Bauer (15) and Rick Kicker (14) also scored in double-figures. Bauer led Minnesota with 15 first-half points, pacing the Golden Gophers to a 38-30 advantage. Minnesota never trailed in the second half despite an outstanding effort by Nebraska.

Minnesota	Min	FG-A	FT-A	R	A	Pt	Nebraska	Min	FG-A	FT-A	R	A	Pt
Kicker	29	6-11	1-2	3	0	14	Muhleisen	33	4-5	1-2	4	5	11
Bauer	25	5-11	2-2	4	3	15	Buckendahl	27	1-4	1-2	4	1	3
Kvchari	35	7-13	4-5	9	4	18	Conklin	12	0-0	0-0	2	0	0
Burleson	28	3-4	1-1	0	5	6	Cochran	25	4-7	0-0	2	2	11
Bennett	28	1-2	5-7	5	1	8	Clemmons	20	4-5	0-0	4	3	11
Robinson	10	0-0	0-0	0	1	0	Robinson	20	4-7	2-2	2	2	14
Hargrov	5	1-1	0-0	0	2	2	Boeker	4	0-0	0-0	1	0	0
Fleming	20	3-5	0-1	2	1	8	Forc	5	0-0	2-2	2	1	2
Esselink	8	1-1	0-0	3	0	2	Simms	14	3-4	2-3	3	1	8
Holman	14	2-3	1-2	3	1	5	Heime	13	1-2	0-0	1	0	2
TEAM							Turek	23	2-3	3-4	3	1	7
Total	200	29-60	14-21	33	18	81	TEAM						
							Total	200	24-45	11-17	32	16	71

Halftime: Minnesota 38, NU 30 3-Pt Goals: Minn - 5-25 (Kicker 1-6, Bauer 3-8, Kvchari 0-2, Burleson 1-3, Bennett 1-1, Robinson 0-2, Fleming 2-3) NU - 13-22 (Muhleisen 4-6, Buckendahl 0-1, Cochran 3-3, Clemmons 2-4, Robinson 4-6)
Turnovers: Minnesota 11, NU 11 Personal Fouls: Minnesota 19, NU 11
Technical: NU-Bennett Fouled Out: NU-Turek Att: 13,435

MINNESOTA		60	Game 11	
Texas Tech		80	December 30, 2001 United Spirit Arena Lubbock, Texas	
Attendance: 14,232				

Recap: Senior Dusty Kvchari led the Golden Gophers with 20 points, as Minnesota (7-4) fell to Texas Tech (10-1) 80-60 in Lubbock, Texas. In the game, Kvchari became the 31st Golden Gopher in school history to score 1,000 career points (1,013 points). In the second half with Minnesota leading 46-44, the Red Raiders went on a 16-0 run to take a 60-46 advantage. The run was ended by a pair of Kvchari free throws, but the Gophers were unable to recover. The Golden Gophers were short-handed going into the ball game, as guard Kevin Fleming didn't pick up to back spots. Minnesota also found its bench depleted due to foul trouble as four Gophers fouled out.

Minnesota	Min	FG-A	FT-A	R	A	Pt	Texas Tech	Min	FG-A	FT-A	R	A	Pt
Rickert	17	1-4	0-0	4	0	2	Storozvinski	28	4-5	2-2	11	3	11
Kvchari	34	7-15	6-7	8	3	20	Fowell	30	4-10	6-9	8	0	14
Holman	16	1-8	0-0	2	0	2	Ellis	38	6-10	4-7	10	0	14
Burleson	34	2-12	1-2	5	5	4	Emmett	35	7-13	5-7	7	2	21
Bennett	33	6-14	0-2	10	3	15	Chavis	37	4-8	5-8	3	8	14
Robinson	6	0-0	0-0	0	0	0	Shropshire	2	0-1	0-0	1	0	0
Hargrov	15	1-5	0-0	2	1	2	Doudney	7	1-2	0-0	0	0	2
Bolden	1	0-0	0-0	0	0	0	Marshall	4	0-1	0-0	1	1	0
Loranc	2	0-0	0-0	1	0	0	Koss	3	0-0	0-0	0	0	0
Esselink	21	2-5	1-1	1	4	7	Cassidy	2	0-1	0-0	0	0	0
Bauer	21	2-5	2-2	6	0	6	Valoo	10	0-0	1-3	1	1	1
TEAM							Arena	2	0-1	0-0	1	0	0
Total	200	22-73	10-15	41	16	60	Michaels	2	1-1	0-0	2	0	1
							TEAM						
							Total	200	27-57	23-34	46	13	80

Halftime: Minnesota 37, TT 37 3-Pt Goals: Minn - 6-29 (Rickert 0-2, Bauer 0-3, Burleson 1-6, Bennett 3-7, Robinson 0-1, Esselink 2-6, Hargrov 0-4) TT - 3-12 (Fowell 0-1, Emmett 1-1, Chavis 1-4, Shropshire 0-1, Doudney 1-2, Marshall 0-1, Cassidy 0-1, Arena 0-1)
Turnovers: Minnesota 11, TT 14 Personal Fouls: Minnesota 28, TT 11
Technical: UM-Bennett Fouled Out: UM - Rickert, Bauer, Holman, Burleson Att: 14,232

MINNESOTA		53	Game 12	
Illinois		76	January 2, 2002 Assembly Hall Champaign, Ill.	
Attendance: 16,500				

Recap: The Golden Gophers opened their Big Ten basketball schedule with a 76-53 loss at seventh-ranked Illinois in Champaign, Ill., in front of 16,500 fans. The Gophers were led by Michael Bauer's 18 points and four rebounds. It was the first time the sophomore had led Minnesota in scoring since he paced the Golden Gophers in their first three contests. Travis Bennett, who was coming off a 11-point/10-rebound performance versus Texas Tech, led Minnesota with seven rebounds to go along with his six points. Illinois was led by Brian Cook's 16 points and eight career.

Minnesota	Min	FG-A	FT-A	R	A	Pt	Illinois	Min	FG-A	FT-A	R	A	Pt
Bauer	26	6-12	3-4	4	1	18	Harrington	32	3-8	0-0	1	7	4
Kvchari	35	3-11	1-1	5	5	7	Cook	32	6-11	4-4	8	2	14
Rickert	20	2-8	0-0	1	1	4	Archibald	26	6-11	6-10	5	0	14
Burleson	25	0-0	0-0	2	4	0	Bradford	32	3-7	6-8	3	4	14
Bennett	28	2-8	2-2	7	3	6	Williams	33	2-8	2-2	4	4	8
Robinson	4	0-0	0-0	0	0	0	Hear	22	2-5	2-2	1	2	4
Hoxensou	1	0-0	0-0	1	0	0	Ferguson	1	0-0	0-0	0	1	0
Hargrov	5	0-0	0-0	0	0	0	Howarc	1	0-0	0-0	0	0	0
Fleming	15	2-3	0-1	0	1	4	Thomas	1	0-1	0-0	0	0	0
Esselink	14	2-2	0-0	1	0	5	Fowel	3	1-1	0-0	0	0	2
Chal	1	0-0	0-0	1	0	0	Smith	17	3-6	0-0	6	2	8
Holman	23	5-8	0-0	2	1	10	TEAM						
TEAM							Total	200	24-50	20-26	31	22	76
Total	200	22-54	6-11	28	14	53							

Halftime: Minnesota 25, UI 34 3-Pt Goals: Minn - 3-13 (Bauer 1-3, Kvchari 0-2, Rickert 1-3, Burleson 0-1, Bennett 0-1, Hargrov 0-1, Fleming 0-1, Esselink 1-1) UI - 8-22 (Harrington 3-8, Cook 0-2, Bradford 2-4, Williams 2-6, Head 1-2)
Turnovers: Minnesota 17, UI 11 Personal Fouls: Minnesota 19, UI 14
Technical: none Fouled Out: none Att: 16,500

MINNESOTA	70	Game 13
Michigan State	67	January 5, 2002 Williams Arena Minneapolis, Minn.
Attendance: 16,500		

Recap: The Golden Gophers earned their first Big Ten victory of the season, downing No. 17 Michigan State, 70-67, in front of 16,500 fans. It also was Minnesota's first victory over a ranked opponent since a 54-45 victory (Jan. 6, 2001), against No. 12 Wisconsin. Jerry Holman came off the bench to score 11 points, including 10 in the first half, for the Gophers. The 6-10 junior was 6-of-7 from the field and 4-of-5 from the free-throw line. Rick Rickert added 15 points, while Michael Bauer reached double figures for the second consecutive game with 12 tallies.

Minnesota	Min	FG-A	FT-A	R	A	Pt	Michigan State	Min	FG-A	FT-A	R	A	Pt
Bauer	25	4-6	1-3	3	3	12	Wolfe	25	3-15	4-5	12	3	11
Kvchart	22	3-7	3-4	5	2	9	Anderson	21	2-7	2-2	7	3	7
Rickert	23	6-8	2-2	4	2	15	Anderson	20	4-9	1-1	7	1	11
Burison	23	1-4	3-4	2	2	5	Hill	38	8-14	3-3	4	2	20
Bennett	30	1-4	5-7	3	1	7	Torbert	31	4-11	1-1	7	4	11
Fleming	28	1-4	3-4	2	1	6	Ishbia	1	0-0	0-0	0	0	0
Esselink	7	0-2	0-0	0	1	0	Boorakas	25	1-2	0-1	4	1	3
Holman	25	6-7	4-5	3	0	11	Andre	13	0-0	0-0	1	0	0
TEAM							Westrin	10	0-0	0-0	1	0	0
Total	200	22-45	21-29	26	12	70	TEAM						
							Total	200	23-55	11-18	41	10	67

Halftime: Minnesota 37, MSU 30 3-Pr Goals: Minn - 5-16 (Bauer 3-6, Rickert 1-1, Burison 0-4, Bennett 1-1, Fleming 1-3, Esselink 0-1) MSU - 10-21 (Wolfe 1-5, Hill 6-10, Torbert 2-5, Boorakas 1-1)
Turnovers: Minnesota 11, MSU 17
Personal Fouls: Minnesota 17, MSU 24
Technical: none
Fouled Out: MSU-Anderson, Anderson; Att: 13:59

MINNESOTA	90	Game 14
Michigan	82	January 9, 2002 Williams Arena Minneapolis, Minn.
Attendance: 13,172		

Recap: The Golden Gophers earned their second consecutive Big Ten Conference victory with a 90-82 victory over the Michigan Wolverines in Williams Arena in front of 13,172 fans. Minnesota trailed 41-36 at halftime, but 81.8 percent shooting from the field in the second half led the Gophers to victory. Gold Country shot 65.4 percent from the field for the game, including 61.5 from three-point range. Both marks are the third-best in school history. Dusty Kvchart led the Gophers with 15 points, while Michael Bauer added 15 points, while Jerry Holman poured in 12 for Minnesota.

Minnesota	Min	FG-A	FT-A	R	A	Pt	Michigan	Min	FG-A	FT-A	R	A	Pt
Bauer	27	6-8	1-2	7	2	15	Robinson	34	8-18	3-3	4	3	19
Kvchart	37	6-7	1-1	7	1	15	Bianchard	25	5-10	4-4	1	3	17
Rickert	18	3-5	0-1	3	0	7	Young	31	2-4	4-4	7	0	8
Burison	24	5-8	6-8	3	4	15	Jones	18	1-2	3-4	2	1	6
Bennett	21	1-3	2-2	3	3	5	Gottfredson	14	0-0	0-0	0	1	0
Robinson	7	0-0	0-0	0	0	0	Queen	21	2-8	0-0	0	0	4
Hargrow	10	2-2	2-4	1	0	6	Ingersoll	10	3-5	0-0	0	0	6
Fleming	22	2-5	2-4	1	2	7	Groninger	18	3-7	5-5	0	1	11
Esselink	4	0-0	0-0	0	2	0	Bailey	15	2-8	1-2	3	0	5
Holman	30	6-8	0-0	3	3	12	TEAM						
TEAM							Total	200	26-63	20-22	24	15	82
Total	200	34-45	14-20	32	17	90							

Halftime: Minnesota 36, MI 41 3-Pr Goals: Minn - 8-13 (Bauer 2-2, Kvchart 0-1, Rickert 1-1, Burison 3-4, Bennett 1-1, Robinson 0-1, Fleming 1-3) MI - 10-25 (Robinson 0-2, Bianchard 3-6, Jones 1-2, Queen 1-1, Ingersoll 3-7 Groninger 2-1)
Turnovers: Minnesota 25, MI 14
Personal Fouls: Minnesota 19, MI 22
Technical: none
Fouled Out: Minn - Rickert Att: 13:17

MINNESOTA	87	Game 15
Purdue	71	January 12, 2002 Mackey Arena West Lafayette, Ind.
Attendance: 12,488		

Recap: Scoring 53 points in the second half, the Golden Gophers won their third consecutive Big Ten title, downing Purdue 87-71 in West Lafayette, Ind. The victory was also the Golden Gophers first road win of the season. Kevin Burison and Rick Rickert led the Golden Gophers with 24 points each, as Minnesota won for just the second time in its last 21 visits to Mackey Arena. Burison also led the Golden Gophers with five assists, while Rickert had a game-high seven rebounds. Dusty Kvchart added 14 points and five rebounds for Minnesota.

Minnesota	Min	FG-A	FT-A	R	A	Pt	Purdue	Min	FG-A	FT-A	R	A	Pt
Rickert	35	8-12	6-6	7	1	24	Smith	34	2-7	4-4	3	3	8
Bennett	24	2-4	2-2	8	2	7	Kilgore	25	3-7	4-4	1	0	11
Bauer	22	2-4	0-0	3	3	4	Allison	24	3-7	4-7	5	0	11
Kvchart	25	7-8	0-0	5	2	14	Deane	38	9-18	7-8	1	3	25
Burison	32	7-13	7-10	3	5	24	Farrkinson	23	1-4	0-0	4	7	3
Robinson	7	0-0	0-0	0	0	0	Busch	23	1-2	0-0	5	1	3
Hargrow	7	1-2	0-0	0	1	3	Lewis	17	2-8	0-0	4	2	5
Fleming	25	2-5	2-4	1	1	7	Marshall	12	1-3	0-0	0	0	3
Esselink	5	1-1	0-0	2	0	3	Carroll	7	0-0	0-0	0	0	0
Holman	15	1-3	0-0	1	0	2	TEAM						
TEAM							Total	200	22-54	19-23	25	15	71
Total	200	31-52	17-22	29	16	87							

Halftime: Minnesota 34, PU 40 3-Pr Goals: Minn - 8-16 (Rickert 2-4, Bennett 1-1, Bauer 0-1, Burison 3-7, Fleming 1-2, Esselink 1-1) PU - 8-21 (Smith 0-3, Kilgore 2-5, Deane 4-7, Farrkinson 0-3, Lewis 1-2, Marshall 1-1)
Turnovers: Minnesota 19, PU 15
Personal Fouls: Minnesota 17, PU 14
Technical: none
Fouled Out: Minn - Fleming Att: 12:48

MINNESOTA	64	Game 16
Wisconsin	73	January 16, 2002 Kohl Lenoir Madison, Wis.
Attendance: 16,363		

Recap: Despite Dusty Kvchart's fourth double-double of the season and 18th of his career, the Minnesota Golden Gophers fell to Wisconsin 73-64, in Madison. Minnesota overcame a 16-point second half deficit by going on a 17-4 run to climb within three points following Kevin Burison's only basket of the night at 67-64 with 46.6 seconds remaining. But the Badgers made six consecutive free throws, while the Gopher committed their 19th and 20th turnovers of the night in the final minute to seal the game for Wisconsin. Kvchart ended the game with 17 points and 10 rebounds, while Rickert added 13 points and seven assists.

Minnesota	Min	FG-A	FT-A	R	A	Pt	Wisconsin	Min	FG-A	FT-A	R	A	Pt
Rickert	24	6-14	1-2	7	0	13	Mader	18	1-1	4-4	1	1	6
Bauer	33	3-8	2-4	7	1	7	Wills	28	0-4	5-7	4	0	1
Kvchart	38	7-14	3-4	10	2	17	Davis	32	4-8	1-2	3	2	11
Burison	23	1-4	0-0	0	3	2	Fenney	35	5-13	8-5	6	2	15
Bennett	31	2-4	5-8	8	3	9	Harris	38	6-15	2-2	4	1	11
Robinson	5	0-0	0-0	0	0	0	Owens	15	1-7	0-0	1	1	3
Hargrow	4	1-2	1-2	1	0	3	Plank	7	0-1	0-0	1	1	0
Fleming	22	3-7	1-2	3	2	9	Wilkinson	33	5-8	3-4	10	1	14
Esselink	4	0-0	0-0	0	0	0	TEAM						
Holman	17	2-3	0-1	3	0	4	Total	200	22-55	23-28	31	9	73
TEAM							TEAM						
Total	200	25-55	11-18	41	11	64							

Halftime: Minnesota 35, UW 34 3-Pr Goals: Minn - 3-17 (Rickert 0-5, Bauer 1-3, Kvchart 0-3, Burison 0-2, Bennett 0-1, Fleming 2-3) UW - 6-24 (Wills 0-2, Davis 1-1, Fenney 1-6, Harris 2-9, Owens 1-4, Plank 0-1, Wilkinson 1-1)
Turnovers: Minnesota 20, UW 5
Personal Fouls: Minnesota 25, UW 21
Technical: none
Fouled Out: Minn - Fleming, Burison Att: 16:36

MINNESOTA	69	Game 17
Michigan	71	January 19, 2002 Crisler Arena Ann Arbor, Mich.
Attendance: 11,603		

Recap: Michigan was able to steal a 71-69 victory over Minnesota in Ann Arbor, Mich., as Bernard Robinson Jr. hit a running jumper with 3.3 seconds remaining for the win. It was the first loss for the Golden Gophers in their last four meetings with Michigan. Minnesota was led by its front line, which accounted for 75 percent of the team's scoring. Sophomore Michael Bauer led the Gophers in scoring for the fifth time this season, with 17 points. Rickert scored 15 points, while Kvchart added 14 and nine rebounds, just missing his fifth double-double of the season.

Minnesota	Min	FG-A	FT-A	R	A	Pt	Michigan	Min	FG-A	FT-A	R	A	Pt
Kvchart	25	6-11	2-2	5	1	14	Stroninger	17	6-11	2-2	2	1	15
Bennett	21	1-2	0-0	4	1	2	Bailey	16	6-11	4-4	3	1	24
Rickert	27	4-8	6-6	3	2	15	Young	37	6-11	6-6	4	1	11
Burleson	35	2-4	2-2	4	4	4	Queen	35	2-2	0-0	0	4	4
Bauer	30	7-15	0-0	2	2	17	Gotfredson	7	0-0	0-0	0	0	0
Fleming	25	0-1	3-4	4	1	3	Ingersoll	23	4-11	0-0	4	2	11
Esselink	7	0-1	0-0	0	0	0	Biancharc	27	8-10	1-2	3	0	20
Holman	12	3-6	0-0	3	0	4	Robinson, Jr.	25	5-12	2-2	10	6	11
Hargrov	17	1-1	2-2	3	0	4	Jones	17	0-1	0-0	2	0	0
TEAM							TEAM						
Totals	200	24-55	15-20	35	15	65	Totals	200	25-56	15-18	26	15	71

Halftime: Minnesota 29, MI 28 3-Pt Goals: Minn - 6-17 (Kvchart 0-3, Bennett 1-1, Rickert 1-1, Burleson 0-3, Bauer 3-7, Esselink 0-1, Hargrov 1-1) MI - 6-19 (Stroninger 0-2, Queen 3-2, Ingersoll 2-6, Biancharc 3-3, Robinson 0-2, Jones 0-2)
Turnovers: Minnesota 16, MI 11
Technical: none
Personal Fouls: Minnesota 12, MI 21
Fouled Out: MI - Biancharc
Att: 11,603

MINNESOTA	89	Game 18
Ohio State	71	January 26, 2002 Williams Arena Minneapolis, Minn.
Attendance: 13,838		

Recap: The Golden Gophers won their third straight Big Ten game at home, downing No. 20/23 Ohio State 89-71. It was the first conference loss for the Buckeyes, snapping a nine-game Buckeye winning streak. Travarus Bennett's career-high 21 points led Minnesota. The senior guard also had seven rebounds, while making all six shots from the field, including three from three-point range, and all six of his free throws. Rick Rickert reached double figures for the fourth straight game, adding 19 points, while Jerry Holman and Dusty Kvchart scored 12 and 10 points, respectively.

Minnesota	Min	FG-A	FT-A	R	A	Pt	Ohio State	Min	FG-A	FT-A	R	A	Pt
Rickert	30	5-8	6-6	4	1	19	Williams	25	3-4	2-2	5	0	8
Holman	28	5-5	2-2	4	2	12	Kadinovic	15	3-5	7-10	4	0	8
Kvchart	27	4-5	1-2	5	1	10	Darby	37	4-12	4-4	4	2	14
Fleming	7	4-4	0-0	2	3	5	Brown	25	6-13	2-3	2	4	14
Bennett	25	6-11	6-6	7	2	21	Savovic	21	1-4	2-3	3	3	4
Hargrov	14	2-3	2-2	1	0	4	Fuss-Cheatham	11	1-4	0-0	3	3	2
Burleson	28	2-3	2-4	1	9	4	Connolly	25	6-6	1-2	0	0	11
Esselink	7	0-0	0-0	0	0	0	Dial	14	1-4	0-1	4	2	3
Bauer	18	2-7	1-2	0	0	4	Dudley	10	0-1	1-2	1	0	0
TEAM							TEAM						
Totals	200	30-50	20-24	27	16	85	Totals	200	23-53	19-29	30	14	71

Halftime: Minnesota 40, OSU 33 3-Pt Goals: Minn - 9-15 (Rickert 3-4, Kvchart 1-1, Fleming 1-2, Bennett 3-3, Burleson 0-3, Bauer 1-4) OSU - 6-17 (Darby 2-6, Brown 0-3, Savovic 0-2, Connolly 4-4)
Turnovers: Minnesota 11, OSU 14
Technical: none
Personal Fouls: Minnesota 19, OSU 22
Fouled Out: OSU - William
Att: 13,838

MINNESOTA	94	Game 19
Penn State	70	January 30, 2002 Williams Arena Minneapolis, Minn.
Attendance: 13,130		

Recap: Minnesota thumped Penn State, 94-70, at Williams Arena in front of 13,130 Gopher faithful. Freshman Rick Rickert was the star for the Maroon and Gold, scoring 26 points on 9-of-12 shooting and pulling down five rebounds. The win marked the largest Big Ten victory since downing Penn State, Feb. 2, 1995 in State College 53-49, while running the Golden Gopher home-court winning streak to seven games. Dusty Kvchart and Jerry Holman each added 14 points, while Michael Bauer scored 11 off the bench. Holman also led the team with a game-high eight rebounds and three blocked shots.

Minnesota	Min	FG-A	FT-A	R	A	Pt	Penn State	Min	FG-A	FT-A	R	A	Pt
Rickert	26	9-12	5-5	5	2	26	Tate	30	1-8	1-2	1	1	3
Kvchart	25	5-8	4-4	3	5	14	Smith	30	6-15	6-8	3	2	19
Holman	25	6-11	2-2	8	2	14	Jagla	27	4-8	0-0	4	1	8
Fleming	20	2-2	0-0	4	0	5	Watkins	34	5-11	1-2	3	4	11
Bennett	20	2-5	0-0	4	2	4	Chambliss	35	3-5	6-4	3	1	14
Robinson	5	0-0	0-0	2	0	0	Krime	4	0-0	0-0	1	1	0
Hokenson	2	0-0	0-0	0	1	0	Vossekuil	11	0-1	0-0	1	0	0
Hargrov	13	2-5	2-2	2	1	6	Tiensch	18	2-5	0-0	1	2	5
Burleson	24	0-0	2-2	2	5	2	Egekezi	8	2-2	5-7	4	0	5
Bolger	2	1-1	0-0	2	0	2	McDougal	2	0-1	0-0	1	0	0
Loranc	4	2-3	1-2	0	0	5	Crenshaw	1	0-2	0-0	1	0	0
Esselink	11	2-2	0-0	1	3	4	TEAM						
Chal	2	0-1	0-0	0	0	0	Totals	200	23-60	19-26	27	14	70
Bauer	19	5-8	2-2	2	3	11							
TEAM													
Totals	200	36-58	18-24	38	24	94							

Halftime: Minnesota 47, PSU 27 3-Pt Goals: Minn - 4-11 (Rickert 3-5, Fleming 1-1, Bennett 0-2, Loranc 0-1, Bauer 0-2) PSU - 5-22 (Tate 0-5, Smith 0-3, Watkins 2-4, Chambliss 2-7, Tiensch 1-3)
Turnovers: Minnesota 12, PSU 11
Technical: none
Personal Fouls: Minnesota 20, PSU 21
Fouled Out: none
Att: 13,130

MINNESOTA	88	Game 20
Indiana	74	February 2, 2002 Williams Arena Minneapolis, Minn.
Attendance: 14,492		

Recap: Minnesota won its third consecutive game and its eighth straight at home, downing 25th ranked Indiana, 88-74, in front of a season-high 14,492 Maroon and Gold faithful. It was Minnesota's second win in the past three games over a nationally-ranked opponent. Freshman Rick Rickert was once again the star for the Golden Gophers, scoring 27 points for his career-high scoring output in a Big Ten game. It was Rickert's second straight game with more than 20 points. Dusty Kvchart (14), Kevin Fleming (12) and Michael Bauer (11) also scored in double figures for the Golden Gopher.

Minnesota	Min	FG-A	FT-A	R	A	Pt	Indiana	Min	FG-A	FT-A	R	A	Pt
Rickert	37	9-18	7-10	4	1	27	Jeffries	34	1-6	5-5	6	2	5
Kvchart	35	6-10	2-2	4	3	14	File	30	4-10	0-0	4	2	11
Holman	23	4-5	0-0	3	1	8	Odie	15	3-6	2-3	4	1	8
Fleming	33	3-5	5-5	1	2	12	Coverdale	39	6-15	2-5	5	5	15
Bennett	34	1-3	1-2	4	2	4	Hornsby	28	3-5	2-2	1	1	10
Hargrov	12	4-4	1-2	0	0	9	Move	15	1-4	0-0	4	2	3
Burleson	21	1-3	0-0	3	4	3	Leach	8	3-4	2-2	4	0	8
Bauer	14	4-6	0-0	0	2	11	Perry	10	0-1	0-0	1	0	0
TEAM							TEAM						
Totals	200	32-58	16-24	29	15	88	Totals	200	24-59	16-24	41	14	74

Halftime: Minnesota 37, IU 46 3-Pt Goals: Minn - 8-19 (Rickert 2-4, Kvchart 0-2, Fleming 1-5, Bennett 1-2, Burleson 1-1, Bauer 3-4) IU - 10-24 (Jeffries 0-1, File 3-6, Coverdale 5-11, Hornsby 2-4, Move 0-1, Perry 0-1)
Turnovers: Minnesota 8, IU 17
Technical: IU - bench
Personal Fouls: Minnesota 19, IU 21
Fouled Out: IU - Newton
Att: 14,492

MINNESOTA	86	Game 21
Iowa	78	February 9, 2002 Carver Hawkeye Arena Iowa City, Iowa
Attendance: 15,500		

Recap: Utilizing a 20-2 run to open the second half, along with 23 points and five rebounds by Rick Rickert, the Minnesota Golden Gophers downed the Iowa Hawkeyes, 86-78 in Iowa City, Iowa. The win marked Minnesota's fourth consecutive, as the Golden Gophers chalked up just their second road victory of the season. Rickert posted double figures for the seventh consecutive game, while Dusty Kvchart added 15 points and 11 rebounds for his fifth double-double of the season and 19th of his career. Kvchart has scored in double figures in eight straight games.

Minnesota	Min	FG-A	FT-A	R	A	Pt	Iowa	Min	FG-A	FT-A	R	A	Pt
Rickert	31	7-10	8-9	1	2	23	Worley	21	3-8	0-1	2	1	7
Kvchart	38	5-8	4-6	13	4	15	Evans	38	1-4	3-4	11	1	5
Hoiman	24	3-4	2-3	2	0	8	Sonderegger	34	2-3	3-4	7	1	7
Fleming	27	1-1	7-8	3	0	5	Pierce	16	0-2	0-2	0	2	0
Bennett	11	5-7	0-0	5	2	11	Becker	25	5-11	11-11	1	3	20
Hargrov	7	0-1	1-2	1	2	1	Lesli	7	0-1	0-1	1	0	0
Burleson	22	2-4	2-3	3	4	6	Hoger	25	2-4	5-5	0	5	10
Esselink	4	1-2	0-0	0	3	3	Keine	8	0-2	0-1	2	1	0
Bauer	17	3-7	2-2	0	0	10	Bov	27	4-8	0-1	1	1	11
TEAM							Henderson	15	3-4	5-8	2	0	13
Total	200	27-46	26-35	34	15	86	Thompson	5	0-1	2-3	0	0	0
							TEAM						
							Total	200	20-56	29-40	34	16	78

Halftime: Minnesota 36, IU 33-3 Pt Goals: Minn - 6-17 (Rickert 1-4, Kvchart 1-1, Fleming 0-1, Bennett 1-1, Burleson 0-2, Esselink 1-1, Bauer 0-2) IU - 9-25 (Worley 0-2, Sonderegger 0-2, Pierce 0-2, Becker 4-9, Hoger 1-3, Bov 2-5, Henderson 2-5)
Turnovers: Minnesota 20, IU 17
Technical: none
Personal Fouls: Minnesota 26, IU 21
Fouled Out: Minn - Kvchart, Burleson
Iowa - Worley
Att: 15,500

MINNESOTA	56	Game 22
Northwestern	58	February 13, 2002 Welsh-Ryan Arena Evanston, Ill
Attendance: 3,613		

Recap: After winning four straight, the Golden Gophers lost 58-56 to Northwestern at Welsh-Ryan Arena in Evanston, Ill. The Gophers were led by Rick Rickert's 17 points and 10 rebounds. Rickert had 12 points and eight rebounds in the first half. Dusty Kvchart added 16 points and six rebounds. It was Kvchart's ninth consecutive game in double figures and Rickert's eighth straight. It was also Rickert's second double-double of his career after posting 14 points and 10 rebounds versus Eastern Washington on Nov. 24.

Minnesota	Min	FG-A	FT-A	R	A	Pt	Northwestern	Min	FG-A	FT-A	R	A	Pt
Rickert	38	5-11	5-6	10	2	17	Blake	40	4-18	3-4	2	2	14
Kvchart	31	7-10	0-0	6	1	35	Hargrov	40	6-13	0-2	10	2	13
Hoiman	21	3-5	0-0	3	4	6	Jennings	15	4-7	0-0	1	0	9
Fleming	27	2-4	1-2	1	4	6	Young	38	5-10	0-2	8	4	15
Bennett	11	1-2	0-0	3	2	2	Brayton	28	1-4	2-2	4	2	4
Burleson	3	0-0	0-0	1	1	0	Vukusi	10	0-1	0-0	0	2	0
Hargrov	7	0-1	0-0	2	0	0	Long	15	1-3	0-0	0	2	3
Burleson	24	2-3	0-0	3	4	5	Burke	20	1-2	2-2	1	1	4
Esselink	3	0-0	0-0	0	0	0	TEAM						
Bauer	16	2-4	0-0	2	0	4	Total	200	22-58	7-13	31	15	58
TEAM							TEAM						
Total	200	22-46	6-10	36	17	56	Total	200	22-46	6-10	36	17	58

Halftime: Minnesota 29, NU 28 3-Pt Goals: Minn - 6-19 (Rickert 2-6, Kvchart 2-2, Fleming 1-4, Bennett 0-1, Burleson 1-4, Bauer 0-2) NU - 7-27 (Blake 3-12, Hargrov 1-3, Jennings 0-1, Young 2-4, Brayton 0-3, Long 1-3, Burke 0-1)
Turnovers: Minnesota 17, NU 15
Technical: none
Personal Fouls: Minnesota 18, NU 14
Fouled Out: none
Att: 3,613

MINNESOTA	62	Game 23
Wisconsin	67	February 16, 2002 Williams Arena Minneapolis, Minn
Attendance: 14,854		

Recap: Wisconsin went on a 21-7 run over the final five minutes to lead the Badgers to a 67-62 win over Minnesota this afternoon at Williams Arena. Kirk Rickert scored 28 of his 30 points in the second half to end the Golden Gophers' eight-game home winning streak. The attendance of 14,854 was the largest crowd of the year at Williams Arena. Minnesota was led by Jerry Hoiman, who tied a career-high with 17 points on 7-of-10 shooting. Kirk Rickert added 12 points and a career-high five assists. Dusty Kvchart was held under 10 points for the first time in 10 games with just eight points.

Minnesota	Min	FG-A	FT-A	R	A	Pt	Wisconsin	Min	FG-A	FT-A	R	A	Pt
Rickert	30	5-11	1-2	5	5	12	Penney	34	5-12	6-7	5	1	31
Kvchart	30	4-8	0-0	8	4	8	Wills	27	1-4	0-0	2	1	2
Hoiman	27	7-10	3-4	3	0	17	Mader	16	2-4	2-2	3	1	6
Fleming	14	2-5	0-0	3	4	6	Davis	34	3-7	3-4	8	7	9
Bennett	25	1-7	0-0	4	0	2	Harris	37	3-5	3-5	2	2	9
Robinson	6	0-1	0-0	1	2	0	Hanson	0	0-0	0-0	0	0	0
Hargrov	18	2-4	2-2	2	2	6	Owens	15	1-4	0-0	2	0	3
Burleson	23	1-4	0-0	0	3	2	Plan	4	0-1	0-0	0	0	0
Esselink	6	1-2	0-0	0	0	2	Wilkinson	33	2-5	2-2	5	2	6
Bauer	19	5-4	0-0	5	0	7	TEAM						
TEAM							Total	200	21-51	16-21	29	14	67
Total	200	26-54	6-10	34	20	62							

Halftime: Minnesota 34, WI 29 3-Pt Goals: Minn - 4-18 (Rickert 1-6, Kvchart 0-1, Fleming 2-3, Robinson 1-1, Burleson 0-4, Bauer 1-2) WI - 9-23 (Penney 6-9, Wills 0-2, Davis 0-2, Harris 2-6, Owens 1-2, Wilkinson 0-2)
Turnovers: Minnesota 14, WI 11
Technical: none
Personal Fouls: Minnesota 20, WI 14
Fouled Out: WI - Mader
Att: 14,854

MINNESOTA	55	Game 24
Michigan State	74	February 21, 2002 Breslin Center East Lansing, Mich
Attendance: 14,854		

Recap: For the first time this season, the Golden Gophers have dropped three straight games, following a 74-55 loss in East Lansing, Mich. to the Spartans. Seniors Dusty Kvchart and Kerwin Fleming led the way for Minnesota, scoring 15 points apiece. Kvchart was 6-of-9 from the field, while grabbing a team-high six rebounds. Fleming was 6-of-9 from the free-throw line. Kvchart has scored in double figures in 10 of his last 11 games. Adam Ballinger paced the Spartans with 20 points and nine rebounds, while Chris Hill and Marcus Tavor added 15 and 11 points, respectively.

Minnesota	Min	FG-A	FT-A	R	A	Pt	Michigan State	Min	FG-A	FT-A	R	A	Pt
Rickert	29	2-4	1-2	1	1	5	Aragonov	22	1-2	2-2	6	1	4
Kvchart	30	6-9	1-1	6	2	15	Ballinger	33	7-12	4-4	9	1	20
Hoiman	15	3-4	0-0	2	1	6	Tavor	31	2-11	6-6	1	6	11
Fleming	24	3-7	6-9	2	1	15	Hill	25	5-12	2-2	3	5	14
Bennett	21	2-7	0-0	4	0	4	Anderson	26	3-3	2-6	4	3	7
Robinson	2	0-0	0-0	0	0	0	Alexander	0	0-0	0-0	0	0	0
Hargrov	13	1-4	0-0	0	2	2	Ishbie	0	0-0	0-0	0	1	0
Burleson	24	2-4	0-0	2	3	5	Torbet	25	1-4	3-3	3	2	5
Esselink	8	2-3	1-2	1	0	6	Andree	20	2-2	1-2	1	1	6
Bauer	27	0-1	0-0	2	1	0	Westry	3	2-2	0-0	0	0	4
TEAM							TEAM						
Total	200	21-50	9-16	25	12	55	Total	200	24-50	20-25	34	20	74

Halftime: Minnesota 29, MSU 32 3-Pt Goals: Minn - 4-18 (Rickert 0-2, Bennett 0-4, Fleming 1-3, Hargrov 0-2, Burleson 2-3, Esselink 1-2, Bauer 0-2) MSU - 6-19 (Ballinger 2-3, Tavor 1-7, Hill 3-7, Torbert 0-2)
Turnovers: Minnesota 12, MSU 11
Technical: none
Personal Fouls: Minnesota 22, MSU 17
Fouled Out: MN - Burleson, Fleming
Att: 14,754

MINNESOTA
Penn State

68
64

Game 25

February 23, 2002
Bryce Jordan Center
State College, Pa.

Attendance: 10,317

Recap: Minnesota survived a scare from last-place Penn State but prevailed 68-64 in State College. For the Gophers found a way to win after seeing two 10-point second-half leads disappear. Due to foul trouble and tough PSU defense, Rick Rickert was held to one point in the second half after scoring 13 in the first half. Travis Bennett and Michael Bauer picked up the slack by tallying 14 and 10 points respectively. All of Bauer's points came in the second stanza and Bennett led the team with nine rebounds. Kevin Burleson tied a season-high with five steals and also dished out six assists.

Minnesota	Min	FG-A	FT-A	R	A	Pt	Penn State	Min	FG-A	FT-A	R	A	Pt
Rickert	26	5-11	4-4	4	0	14	Tate	25	3-8	4-4	0	1	13
Kvchart	23	2-5	2-2	3	2	6	Jagla	25	2-7	3-3	10	0	7
Homan	18	3-5	1-4	6	1	7	Smith	21	3-8	4-4	5	3	11
Fleming	36	2-5	1-2	3	2	5	Kimmel	4	1-1	0-1	1	0	2
Bennett	28	4-8	3-4	9	2	14	Crenshaw	1	0-0	0-0	0	0	0
Robinson	7	0-0	0-0	0	0	0	Watkins	24	2-8	3-2	2	5	7
Hargrov	5	0-3	0-0	1	0	0	Chambless	23	2-9	4-4	5	2	11
Burleson	30	2-3	2-2	3	6	6	Fellow	2	0-0	0-0	0	0	0
Esselink	13	2-4	0-0	0	3	5	Vossekul	15	3-5	1-1	0	0	7
Bauer	23	3-10	2-2	5	1	10	Tielsen	13	1-3	0-2	3	2	4
TEAM							Epekez	12	1-3	1-2	3	0	5
Totals	200	23-56	15-22	38	15	68	McDougal	4	0-1	1-5	0	1	1
							TEAM						
							Totals	200	18-50	19-30	31	11	64

Halftime: Minnesota 32, PSU 25 3-Pt Goals: Minn - 7-17 (Rickert 0-3, Bennett 3-4, Fleming 1-2, Esselink 1-2, Bauer 2-6) PSU - 9-26 (Tate 3-7, Jagla 1-3, Smith 0-2, Watkins 2-3, Chambless 2-7, Vossekul 1-2, Tielsen 0-2)

Turnovers: Minnesota 18, PSU 21
Personal Fouls: Minnesota 25, PSU 21
Technical: none
Fouled Out: MN - Kvchart, PSU - Watkins
Att: 10,317

MINNESOTA
Northwestern

69
51

Game 26

February 27, 2002
Williams Arena
Minneapolis, Minn.

Attendance: 13,018

Recap: The Golden Gophers used an 11-4 second-half run to secure their ninth Big Ten victory of the season downing Northwestern 69-51 at Williams Arena. Junior forward Michael Bauer came off the bench and was a perfect 6-of-6 from the field and 2-of-2 from the free-throw line for 17 points. Minnesota is now 13-3 when Bauer reaches double figures. Minnesota's Travis Bennett had an outstanding all-around game, scoring 16 points with seven rebounds, six steals and five assists, as nine different Golden Gophers scored in the victory. Bennett tied a career-high with his six steals.

Minnesota	Min	FG-A	FT-A	R	A	Pt	Northwestern	Min	FG-A	FT-A	R	A	Pt
Rickert	27	3-8	1-2	7	2	8	Blake	39	5-10	2-3	7	2	14
Kvchart	24	4-7	1-1	3	0	9	Hardy	25	2-5	2-2	4	1	6
Homan	20	2-3	0-0	5	1	4	Jennings	20	2-8	0-0	0	0	4
Fleming	33	2-5	0-0	5	1	4	Young	26	6-20	4-5	4	4	18
Bennett	34	5-8	4-5	7	5	16	Dravton	33	0-1	1-2	5	0	1
Robinson	7	0-1	2-1	1	0	2	Soltan	2	0-1	0-0	1	0	0
Hokenson	2	0-1	0-0	0	0	0	Jenkins	2	0-0	0-0	2	0	0
Hargrov	12	1-2	0-0	0	2	2	Long	13	0-2	2-3	0	0	2
Burleson	14	1-1	2-2	3	2	4	Burke	27	2-5	2-2	4	2	6
Bolton	1	0-1	0-0	1	0	0	Duvanchi	1	0-0	0-0	0	0	0
Lorant	1	0-1	0-0	0	0	0	TEAM						
Esselink	4	0-1	0-0	1	0	0	Totals	200	17-60	13-17	33	9	51
Chal	1	0-0	0-0	0	0	0							
Bauer	20	6-6	2-2	4	1	17							
TEAM													
Totals	200	24-48	12-16	35	14	61							

Halftime: Minnesota 26, NU 18 3-Pt Goals: Minn - 9-15 (Rickert 1-3, Kvchart 0-1, Fleming 2-4, Bennett 2-2, Hokenson 0-1, Burleson 1-2, Lorant 0-1, Esselink 0-1, Bauer 3-3) NU - 4-25 (Blake 2-7, Hardy 0-4, Young 1-4, Dravton 0-2, Soltan 0-1, Long 0-2, Burke 2-5)

Turnovers: Minnesota 18, NU 11
Personal Fouls: Minnesota 15, NU 12
Technical: none
Fouled Out: none
Att: 13,018

MINNESOTA
Illinois

66
67

Game 27

March 3, 2002
Williams Arena
Minneapolis, Minn.

Attendance: 14,612

Recap: Illinois scored the final 10 points of the game to escape Williams Arena with a 67-66 win over Minnesota. Frank Williams converted a running jumper with 2.5 seconds remaining to claim the win and a share of the Big Ten regular season championship. With 20 seconds left, Williams stole the ball from Kerwin Fleming in the backcourt which led to a Bradford Grey to make the score 66-65. On the ensuing inbounds, Kevin Burleson was tripped and turned the ball over after an errant pass to Dusty Kvchart, giving the Illini the ball back with seven seconds left. Williams then sealed the game with his running layup.

Minnesota	Min	FG-A	FT-A	R	A	Pt	Illinois	Min	FG-A	FT-A	R	A	Pt
Rickert	29	6-15	3-4	7	2	18	Head	10	0-2	0-0	0	0	0
Kvchart	33	1-8	2-7	7	3	4	Cook	37	8-23	6-8	11	1	22
Homan	24	4-12	1-2	2	0	9	Archibald	29	1-1	6-12	7	2	8
Fleming	32	3-11	1-2	3	2	8	Bradford	36	6-10	2-2	4	3	14
Bennett	35	5-11	2-2	8	4	15	Williams	39	5-13	0-0	6	3	11
Hargrov	4	0-1	0-0	0	1	0	Johnson	22	1-4	0-0	5	2	3
Burleson	15	1-4	0-0	3	2	2	Harrington	20	1-4	0-0	0	3	2
Esselink	1	0-0	0-0	0	0	0	Fowell	2	0-0	0-0	0	0	0
Bauer	24	4-10	0-0	3	0	10	Smith	5	0-1	0-0	1	1	1
TEAM							TEAM						
Totals	200	24-69	9-12	39	14	66	Totals	200	22-46	14-20	36	15	67

Halftime: Minnesota 35, IL 32 3-Pt Goals: Minn - 9-25 (Rickert 3-5, Fleming 1-6, Bennett 3-5, Hargrov 0-1, Burleson 0-3, Bauer 2-5) IL - 9-23 (Head 0-1, Bradford 5-8, Williams 2-6, Johnson 1-4, Harrington 1-4)

Turnovers: Minnesota 13, IL 21
Personal Fouls: Minnesota 16, IL 11
Technical: Minn - bench
Fouled Out: MN - Rickert
Att: 14,612

MINNESOTA
Penn State

84
60

Game 28

March 7, 2002
Conseco Fieldhouse
Indianapolis, Ind.

Attendance: 18,418

Recap: The Golden Gophers never trailed en route to an 84-60 win over Penn State in the opening round of the Big Ten Tournament in Indianapolis. Dusty Kvchart posted one of his strongest performances of the season with a season-high 23 points. He scored 17 in the second half and converted 11-of-12 field goals over all. Big Ten Freshman Of The Year Rick Rickert added 21 points on 9-of-12 shooting. Kevin Burleson scored 16 points and Jerry Homan 10. Minnesota won a Big Ten Tournament game for the first time since 1991 when it reached the semifinals. The Gophers improved to 3-0 against the PSU this year.

Minnesota	Min	FG-A	FT-A	R	A	Pt	Penn State	Min	FG-A	FT-A	R	A	Pt
Rickert	28	9-12	1-2	6	3	21	Jagla	15	3-8	0-0	3	0	6
Kvchart	26	11-12	0-0	5	2	23	Smith	30	3-8	4-4	8	1	14
Homan	22	5-8	0-0	6	2	10	Tate	31	2-8	0-0	3	2	4
Fleming	21	0-2	3-3	2	2	3	Watkins	27	5-16	0-0	3	4	11
Bennett	37	1-4	2-3	9	1	4	Chambless	36	6-17	0-0	4	3	12
Hokenson	1	1-1	0-0	0	0	2	Kimme	12	1-1	0-0	0	1	2
Hargrov	1	0-0	0-0	0	1	0	Fellow	15	2-2	0-1	0	0	4
Burleson	8	0-3	1-2	0	0	1	Vossekul	5	0-0	0-0	2	0	0
Bolton	1	0-0	0-0	0	0	0	Tielsen	9	1-3	0-0	3	2	3
Lorant	1	1-4	0-0	2	0	2	Epekez	7	0-1	2-2	3	0	2
Esselink	8	3-3	0-0	0	2	2	McDougal	6	0-1	0-3	1	0	0
Chal	1	0-0	0-0	1	0	0	Crenshaw	1	0-1	0-0	0	0	0
Bauer	16	0-7	0-0	2	1	0	TEAM						
TEAM							Totals	200	23-62	6-10	34	13	60
Totals	200	34-61	10-18	41	15	84							

Halftime: Minnesota 38, PSU 23 3-Pt Goals: Minn - 6-15 (Rickert 2-2, Kvchart 1-1, Fleming 0-2, Bennett 0-2, Hargrov 0-1, Burleson 0-3, Lorant 0-1, Bauer 0-3) PSU - 6-27 (Smith 0-1, Tate 1-4, Watkins 2-2, Chambless 4-13, Kimmel 1-1, Tielsen 0-1, Crenshaw 0-1)

Turnovers: Minnesota 12, PSU 17
Personal Fouls: Minnesota 15, PSU 15
Technical: none
Fouled Out: none
Att: 18,418

MINNESOTA

76

Game 28

Illinois

92

March 7, 2001
Conseco Fieldhouse
Indianapolis, Ind.

Attendance: 18,996

Recap: Illinois shot a sizzling 62 percent from the field to defeat Minnesota 92-76 in the quarterfinal of the Big Ten Tournament at Conseco Fieldhouse in Indianapolis. Minnesota never led in the game, falling behind 46-36 at the half. The Golden Gophers trimmed the lead to nine points in the second half but couldn't pull any closer. Dusty Kvchart led Minnesota, posting his sixth double-double of the year with 23 points and 10 rebounds. Kvchart scored 46 points and shot 19-of-27 in Minnesota's two tournament games. Trevarus Bennett added 11 points and Rick Rickert 11

Minnesota	Min	FG-A	FT-A	R	A	Pt	Illinois	Min	FG-A	FT-A	R	A	Pt
Rickert, R	30	3-8	3-5	0	4	10	Cook, J	25	4-7	2-2	5	0	11
Kvchart, J	33	8-15	6-8	10	1	23	Archibald, C	17	4-4	3-6	4	0	11
Holman, C	14	1-2	0-0	1	0	2	Head, T	19	0-2	3-4	0	1	3
Fleming, C	15	2-5	2-4	2	1	7	Bradford, C	33	8-11	4-6	4	4	23
Bennett, T	24	3-6	2-2	4	2	11	Williams, F	35	0-1	4-4	4	11	4
Robinson, D	5	1-2	0-0	0	0	2	Johnson, J	27	0-3	2-2	2	2	3
Hargrove, S	5	2-2	2-2	0	0	6	Ferguson, J	1	0-0	0-0	0	0	0
Burleson, J	28	3-8	3-5	1	4	10	Harrington, D	21	5-9	2-2	4	3	14
Esselink, E	1	1-1	1-2	0	0	3	Howard, J	1	0-0	0-0	0	0	0
Bauer, J	21	0-4	2-3	4	1	2	Krupallia, J	11	4-4	2-3	3	0	11
TEAM							Powell, J	3	0-1	0-0	1	0	0
Total:	200	24-53	21-29	24	13	76	Smith, J	11	3-7	1-2	4	1	7
							TEAM						
							Total:	200	28-45	23-31	34	22	51

Halftime: Minnesota 36, IL 46 3-Pt Goals: Minn - 7-20 (Rickert 1-4, Kvchart 1-2, Fleming 1-4, Bennett 3-4, Robinson 0-1, Burleson 1-4, Bauer 0-1) IL - 13-23 (Cook 3-4, Head 0-1, Bradford 5-8, Williams 0-1, Johnson 0-2, Harrington 4-6, Krupallia 1-1)
 Turnovers: Minnesota 12, IL 11
 Personal Fouls: Minnesota 25, IL 21
 Technicals: IL - Archibald
 Fouled Out: Minn - Holman
 ATT: 18,996

University of Minnesota
 Minnesota Golden Gophers Season Schedule/Results & Leaders (as of Mar 12, 2002)
 All games

RECORD:	OVERALL	HOME	AWAY	NEUTRAL
ALL GAMES.....	(17-12)	(13-3)	(3-8)	(1-1)
CONFERENCE.....	(9-7)	(6-2)	(3-5)	(0-0)
NON-CONFERENCE.....	(8-5)	(7-1)	(0-3)	(1-1)

DATE	TIME	OPPONENT	SCORE	ATTEND	HIGH POINTS	HIGH REBOUNDS
11/17/01	4:05	MERCER BEARS	W 80-59	12534	(18)Bauer, Michael	(9)Rychart, Dusty
11/21/01	7:05 p.m.	NORTH CAROLINA-ASHEVILLE	W 92-61	12186	(19)Bauer, Michael	(7)Rychart, Dusty
11/24/01	7:05 p.m.	EASTERN WASHINGTON EAGLES	W 86-68	12535	(17)Bauer, Michael	(10)Rickert, Rick
11/27/01	9:30 pm	at Wake Forest	W 79-81 1	9227	(22)Rychart, Dusty	(15)Rychart, Dusty
12/1/01	1:05 p.m.	UT-PAN AMERICAN BRONCOS	W 89-71	12110	(19)Bennett, Travarus	(6)Rychart, Dusty
						(6)Fleming, Herwin
12/4/01	7:05 p.m.	UNC-WILMINGTON SEAHAWKS	W 50-58 1	12069	(13)Rickert, Rick	(6)Rickert, Rick
12/07/01	7:30 p.m.	at Georgia Bulldogs	W 55-77 1	7156	(10)Rychart, Dusty	(11)Rychart, Dusty
12/10/01	6:00 p.m.	OREGON DUCKS	W 75-71	12610	(28)Rickert, Rick	(9)Rickert, Rick
12/13/01	7:05 p.m.	MARYLAND-EASTERN SHORE HAWKS	W 95-48	12155	(17)Rychart, Dusty	(10)Rychart, Dusty
12/22/01	7:05 p.m.	NEBRASKA CORNHUSKERS	W 81-71	13435	(18)Rychart, Dusty	(9)Rychart, Dusty
12/30/01	5:15 pm	at Texas Tech	W 60-80 1	14232	(20)Rychart, Dusty	(10)Bennett, Travarus
01/02/02	7:00 pm	* at University of Illinois	W 53-76 1	16500	(16)Bauer, Michael	(7)Bennett, Travarus
1/5/02	5:30 p.m.	* MICHIGAN STATE SPARTANS	W 70-67	13691	(16)Holman, Jerry	(5)Rychart, Dusty
1/9/02	7:00 p.m.	* MICHIGAN WOLVERINES	W 90-81	13172	(19)Burlison, Kevin	(7)Rychart, Dusty
					(19)Rychart, Dusty	(7)Bauer, Michael
01/12/02	2:30 PM EST	* at Purdue	W 87-71	12486	(24)Burlison, Kevin	(7)Rickert, Rick
					(24)Rickert, Rick	
1/16/02	7:00PM CST	* at Wisconsin	W 64-73 1	16363	(17)Rychart, Dusty	(10)Rychart, Dusty
01/19/02	4:30pm	* at Michigan	W 69-71 1	11603	(17)Bauer, Michael	(9)Rychart, Dusty
1/26/02	5:30 p.m.	* OHIO STATE BUCKEYES	W 89-71	13834	(21)Bennett, Travarus	(7)Bennett, Travarus
01/30/02	07:00 PM	* PENN STATE NITTANY LIONS	W 94-70	13130	(26)Rickert, Rick	(8)Holman, Jerry
2/2/02	5:30 p.m.	* INDIANA HOOSIERS	W 88-74	14492	(27)Rickert, Rick	(8)Bennett, Travarus
2/9/02	2:05 p.m.	* at Iowa Hawkeyes	W 86-78	15500	(23)Rickert, Rick	(13)Rychart, Dusty
02/13/02	7:00 pm	* at Northwestern	W 56-58 1	3613	(17)RICKERT, Rick	(10)RICKERT, Rick
2/16/02	1:30 p.m.	* WISCONSIN BADGERS	W 62-67 1	14854	(17)Holman, Jerry	(8)Rychart, Dusty
2/21/02	7:00 p.m.	* at Michigan State	W 55-74 1	14759	(13)Rychart, Dusty	(6)Rychart, Dusty
					(13)Fleming, Herwin	
2/23/02	12:15 p.m.	* at Penn State	W 68-64	10317	(14)Rickert, Rick	(9)Bennett, Travarus
					(14)Bennett, Travarus	
2/27/02	7:00 p.m.	* NORTHWESTERN	W 69-51	13016	(17)Bauer, Michael	(7)Rickert, Rick
						(7)Bennett, Travarus
3/3/02	3:00 p.m.	* UNIVERSITY OF ILLINOIS	W 66-67 1	14612	(18)Rickert, Rick	(8)Bennett, Travarus
3/7/02	6:10 p.m.	vs Penn State Nittany Lions	W 84-60	16416	(23)Rychart, Dusty	(9)Bennett, Travarus
3/8/02	8:10 p.m.	vs University of Illinois	W 76-92 1	16996	(23)Rychart, Dusty	(10)Rychart, Dusty

* - Conference game

ATTENDANCE SUMMARY	GAMES	TOTALS	AVG/GAME
HOME.....	16	210446	13153
AWAY.....	11	131760	11978
NEUTRAL.....	2	37414	18707
TOTAL.....	29	379620	13090

University of Minnesota
 Minnesota Golden Gophers Combined Team Statistics (as of Mar 12, 2002)
 All games

RECORD:	OVERALL	HOME	AWAY	NEUTRAL
ALL GAMES.....	(17-12)	(13-3)	(3-8)	(1-1)
CONFERENCE.....	(9-7)	(6-2)	(3-5)	(0-0)
NON-CONFERENCE.....	(8-5)	(7-1)	(0-3)	(1-1)

## Player	GP-GS	---TOTAL---		---3-PTS---		---REBOUNDS---							PF		A		TO		Blk		Stl		Pts		Avg	
		Min	Avg	FG-FGA	Pct	3FG-FGA	Pct	FT-FTA	Pct	Off	Def	Tot	Avg	PF	FG	A	TO	Blk	Stl	Pts	Avg					
1 Rickert, Rick.....	29-29	810	27.9	148-286	.517	38-104	.365	77-110	.700	46	103	149	5.1	86	3	45	57	36	21	411	14.2					
45 Rychart, Dusty.....	29-29	848	29.2	154-276	.554	13-37	.351	64-82	.780	82	116	198	6.8	75	2	61	71	6	21	385	13.3					
41 Bauer, Michael.....	29-16	675	23.3	102-237	.430	40-112	.357	37-49	.755	32	73	105	3.6	59	1	35	41	26	16	261	9.0					
21 Bennett, Travarus..	29-27	797	27.5	79-157	.503	33-70	.471	62-80	.775	62	89	151	5.2	70	0	50	34	21	67	253	8.7					
40 Holman, Jerry.....	29-13	626	21.6	107-194	.552	0-0	.000	33-58	.569	32	74	106	3.7	79	2	29	42	40	14	247	8.5					
15 Fleming, Kerwin....	28-14	637	22.8	60-166	.357	26-79	.329	53-81	.654	14	53	67	2.4	66	3	43	53	1	22	199	7.1					
12 Furleson, Kevin....	29-17	732	25.2	62-169	.367	26-89	.292	45-60	.750	18	44	62	2.1	71	4	135	55	10	43	195	6.7					
11 Harcrow, Maurice..	26-0	254	9.8	34-74	.459	5-17	.294	22-30	.733	8	21	29	1.1	16	0	16	19	1	6	95	3.7					
31 Esselink, Steve....	27-0	206	7.6	26-57	.456	11-29	.379	3-6	.500	9	11	20	0.7	18	0	24	21	0	9	66	2.4					
30 Loranq, Justin.....	10-0	33	3.3	7-16	.438	0-4	.000	1-1	.200	1	4	5	0.5	0	0	0	2	0	1	15	1.5					
3 Robinson, Aaron....	23-0	125	5.4	4-24	.167	2-11	.182	7-13	.538	1	12	13	0.6	17	0	17	17	1	13	17	0.7					
24 Holder, Tyree.....	9-0	19	2.1	1-1	.200	0-0	.000	1-1	.500	3	3	6	0.7	4	0	2	0	0	3	0	0.0					
25 Chall, Kandy.....	9-0	18	2.0	0-3	.000	0-0	.000	1-1	.500	0	4	4	0.4	2	0	0	0	0	1	0	0.0					
5 Hokenson, Wade...	9-0	20	2.2	0-3	.000	0-1	.000	0-0	.000	0	3	3	0.3	0	0	3	1	0	1	0	0.0					
TEAM.....										56	51	107	3.7	0		3										

Total.....	29	5800		784-1671	.469	194-556	.349	406-578	.702	364	661	1025	35.3	563	15	458	418	144	233	2168	74.8
Opponents.....	29	5800		662-1584	.418	222-630	.352	476-652	.730	353	618	971	33.5	544	-	410	461	101	202	2022	69.7

TEAM STATISTICS	MINN	OPP	DATE	OPPONENT	W/L	SCORE	ATTEND
SCORING.....	2168	2022	11/17/01	MERCER BEARS	W	80-59	12534
Points per game.....	74.8	69.7	11/21/01	NORTH CAROLINA-ASHEVILLE	W	92-61	12189
Scoring margin.....	+5.0	-	11/24/01	EASTERN WASHINGTON EAGLES	W	86-68	12559
FIELD GOALS-ATT.....	784-1671	662-1584	11/27/01	at Wake Forest	L	75-85	9227
Field goal pct.....	.469	.418	12/1/01	UT-PAN AMERICAN BRONCO	W	89-72	12110
3 POINT FG-ATT.....	194-556	222-630	12/4/01	UNC-WILMINGTON SEAHAWKS	L	50-56	12069
3-point FG pct.....	.349	.352	12/07/01	at Georgia Bulldogs	L	55-77	7158
3-pt FG made per game..	6.7	7.7	12/10/01	OREGON DUCKS	W	75-72	12610
FREE THROWS-ATT.....	406-578	476-652	12/13/01	MARYLAND-EASTERN SHORE HAWKS	W	95-48	12151
Free throw pct.....	.702	.730	12/22/01	NEBRASKA CORNHUSKERS	W	81-72	13439
REBOUNDS.....	1025	971	12/30/01	at Texas Tech	L	60-80	14231
Rebounds per game.....	35.3	33.5	*01/02/02	at University of Illinois	L	53-76	16500
Rebounding margin.....	+1.9	-	*1/5/02	MICHIGAN STATE SPARTANS	W	70-67	13696
ASSISTS.....	458	410	*1/9/02	MICHIGAN WOLVERINES	W	90-82	13171
Assists per game.....	15.8	14.1	*01/12/02	at Purdue	W	87-72	12488
TURNOVERS.....	418	461	*1/16/02	at Wisconsin	L	64-73	16363
Turnovers per game.....	14.4	15.9	*01/19/02	at Michigan	L	69-71	11603
Turnover margin.....	+1.5	-	*1/26/02	OHIO STATE BUCKEYES	W	89-71	13838
Assist/turnover ratio...	1.1	0.9	*01/30/02	PENN STATE NITTANY LIONS	W	94-70	13130
STEALS.....	233	202	*2/2/02	INDIANA HOOSIERS	W	88-74	14492
Steals per game.....	8.0	7.0	*2/9/02	at Iowa Hawkeyes	W	86-78	15500
BLOCKS.....	144	101	*02/13/02	at Northwestern	L	56-58	3613
Blocks per game.....	5.0	3.5	*2/16/02	WISCONSIN BADGERS	L	62-67	14854
WINNING STREAK.....	0	-	*2/21/02	at Michigan State	L	55-74	14759
Home win streak.....	0	-	*2/23/02	at Penn State	W	68-64	10317
ATTENDANCE.....	210446	169174	*2/27/02	NORTHWESTERN	W	69-51	13018
Home games-Avg/Game....	16-13153	11-11978	*3/3/02	UNIVERSITY OF ILLINOIS	L	66-67	14612
Neutral site-Avg/Game...	-	2-18707	3/7/02	vs Penn State Nittany Lions	W	84-60	18418
			3/8/02	vs University of Illinois	L	76-92	18996

SCORE BY PERIODS:	1st	2nd	Total
Minnesota Golden Gophers.....	1028	1140	- 2168
Opponents.....	932	1090	- 2022

University of Minnesota
 Minnesota Golden Gophers Team Game-by-Game (as of Mar 12, 2002)
 All games

TEAM STATISTICS

Opponent	Date	Score	W/L	---TOTAL---			---3-PTRS---			----REBOUNDS----							Pts---Avg			
				FG-FGA	Pct	3FG-FGA	Pct	FT-FTA	Pct	Off	Def	Tot	Avg	PF	A	TO			Blk	Stl
MERCER BEARS	11/17/01	80-59	W	28-69	.406	9-29	.310	15-24	.625	20	26	46	46.0	21	19	10	5	10	80	80.0
NORTH CAROLINA-ASHEVI	11/21/01	92-65	W	39-74	.527	6-17	.353	8-11	.727	20	19	39	42.5	13	26	12	4	15	92	86.0
EASTERN WASHINGTON EA	11/24/01	86-68	W	30-55	.545	9-21	.429	17-28	.607	10	23	33	39.3	20	21	17	10	12	86	86.0
at Wake Forest	11/27/01	79-85	L	30-73	.411	9-26	.346	10-12	.833	20	21	41	39.8	23	9	11	2	7	79	84.2
UT-PAN AMERICAN BRONC	12/1/01	89-72	W	29-61	.475	8-17	.471	23-27	.852	14	23	37	39.2	20	16	16	8	11	89	85.2
UNC-WILMINGTON SEAHAW	12/4/01	50-58	L	19-52	.365	7-20	.350	5-9	.556	10	26	36	36.7	19	11	16	12	5	50	79.3
at Georgia Bulldogs	12/07/01	55-77	L	19-66	.288	4-24	.167	13-20	.650	21	26	47	39.9	17	7	20	6	7	55	75.9
OREGON DUCKS	12/10/01	75-72	W	26-65	.400	6-24	.250	17-23	.739	15	20	35	39.2	14	13	9	2	9	75	75.8
MARYLAND-EASTERN SHOR	12/13/01	95-48	W	32-58	.552	9-19	.474	22-28	.786	13	29	42	39.6	15	25	13	6	9	95	77.9
NEBRASKA CORNHUSKERS	12/22/01	81-72	W	29-60	.483	9-21	.360	14-21	.667	14	19	33	38.9	19	18	11	3	11	81	78.2
at Texas Tech	12/30/01	60-80	L	22-73	.301	6-29	.207	10-11	.667	18	23	41	39.1	28	16	11	1	4	60	76.5
at University of Illi	01/02/02	53-76	L	22-54	.407	3-13	.231	6-11	.545	10	18	28	36.2	19	14	17	4	6	53	74.6
MICHIGAN STATE SPARTA	1/5/02	70-67	W	22-49	.449	5-16	.313	21-29	.724	7	19	26	37.2	17	12	11	8	8	70	74.2
MICHIGAN WOLVERINES	1/9/02	90-82	W	34-49	.694	8-13	.615	14-20	.700	7	21	32	36.9	19	17	23	7	5	90	75.4
at Purdue	01/12/02	87-71	W	31-51	.596	8-16	.500	17-21	.773	7	21	29	36.3	17	16	19	1	9	87	76.2
at Wisconsin	1/16/02	64-73	L	25-55	.455	3-17	.176	11-18	.611	14	27	41	36.6	25	11	20	4	3	64	75.4
at Michigan	01/19/02	69-71	L	24-55	.436	6-17	.353	15-20	.750	14	21	35	36.5	17	15	16	1	6	69	75.0
OHIO STATE BUCKEYES	1/26/02	89-71	W	30-50	.600	9-15	.600	20-24	.833	6	21	27	36.0	19	18	11	8	5	89	75.8
PENN STATE NITTANY LI	01/30/02	94-70	W	36-58	.621	4-11	.364	16-24	.750	15	23	38	36.1	20	24	12	4	9	94	76.7
INDIANA HOOSIERS	2/2/02	88-74	W	32-58	.552	8-19	.421	16-24	.667	6	23	29	35.8	19	11	8	7	11	88	77.3
at Iowa Hawkeyes	2/9/02	86-78	W	27-48	.563	6-17	.353	26-31	.743	10	24	34	35.7	26	15	20	4	9	86	77.7
at Northwestern	02/13/02	56-58	L	22-46	.478	6-19	.316	6-10	.600	12	24	36	35.7	18	17	17	10	6	56	76.7
WISCONSIN BADGERS	2/16/02	62-67	L	26-54	.481	4-18	.222	6-10	.600	8	26	34	35.6	20	20	14	3	4	62	76.2
at Michigan State	2/21/02	55-74	L	21-50	.420	4-18	.222	9-16	.563	10	15	25	35.2	22	12	12	1	6	55	75.2
at Penn State	2/23/02	68-64	W	23-56	.411	7-17	.412	15-22	.682	14	24	38	35.3	25	15	18	4	11	68	74.9
NORTHWESTERN	2/27/02	69-51	W	24-48	.500	9-19	.474	12-16	.750	11	28	39	35.4	15	14	18	11	10	69	74.7
UNIVERSITY OF ILLINOI	3/3/02	66-67	L	24-69	.348	9-21	.360	9-11	.750	23	16	39	35.6	16	14	13	4	6	66	74.4
vs Penn State Nittany	3/7/02	84-60	W	34-61	.557	6-11	.400	10-18	.556	8	33	41	35.8	15	13	12	3	11	84	74.7
vs University of Illi	3/8/02	76-92	L	24-53	.453	7-20	.350	21-29	.724	7	17	24	35.3	25	13	11	1	8	76	74.8
Minnesota Golden Gophers		2168		784-1671	.469	194-556	.349	406-578	.702	364	661	1025	35.3	563	458	418	144	233	2168	74.8
Opponents		2022		662-1584	.418	222-630	.352	476-652	.730	353	618	971	33.5	544	410	461	101	202	2022	69.7

Games played: 29
 Points/game: 74.8
 FG Pct: 46.9
 3FG Pct: 34.9
 FT Pct: 70.1

Rebounds/game: 35.3
 Assists/game: 15.8
 Turnovers/game: 14.4
 Assist/turnover ratio: 1.1
 Steals/game: 8.0
 Blocks/game: 5.0

University of Minnesota

Minnesota Golden Gophers Game-by-Game Points-Rebounds-Assists (as of Mar 12, 2002)

All games

Opponent	Date	Score	WL	1	3	5	11	12	15	21	24	30
				RICKERT, R	ROBINSON, R	HICKENSON, M	HARGROW, M	FURLESON, K	FLEMING, K	BENNETT, T	BOLDEN, TY	LORANG, JU
MERCER BEARS	11/17/01	80-59	W	17- 6- 1	1- 3- 3	0- 0- 0	7- 1- 0	4- 3- 4	5- 1- 1	1- 1- 4	0- 0- 0	0- 1- 0
NORTH CAROLINA-ASHEVILLE	11/21/01	92-65	W	15- 4- 3	0- 0- 2	0- 0- 0	11- 2- 1	0- 2- 11	6- 0- 1	11- 5- 1	1- 1- 0	4- 1- 0
EASTERN WASHINGTON EAGLES	11/24/01	86-66	W	14-10- 2	5- 0- 2	0- 0- 0	2- 3- 0	6- 2- 8	7- 2- 2	7- 3- 1	0- 0- 0	2- 0- 0
at Wake Forest	11/27/01	79-85	L	9- 5- 2	0- 0- 0	DNF	0- 0- 0	12- 0- 4	9- 1- 2	12- 7- 0	DNF	DNF
UT-PAN AMERICAN BRONCS	12/1/01	89-72	W	8- 5- 4	2- 0- 2	DNF	4- 3- 0	10- 3- 6	7- 6- 1	19- 4- 0	0- 0- 0	0- 0- 0
UNC-WILMINGTON SEAHAWKS	12/4/01	50-58	L	15- 6- 1	3- 2- 0	DNF	5- 1- 1	8- 2- 5	4- 5- 1	0- 0- 0	DNF	DNF
at Georgia Bulldogs	12/07/01	55-77	L	7- 7- 0	0- 1- 0	0- 1- 1	7- 3- 0	4- 0- 3	5- 4- 1	8- 6- 2	DNF	DNF
OREGON DUCKS	12/10/01	75-72	W	28- 9- 0	0- 0- 0	DNF	DNF	6- 1- 5	14- 3- 2	13- 5- 0	DNF	DNF
MARYLAND-EASTERN SHORE	12/13/01	95-46	W	5- 4- 1	0- 2- 4	0- 1- 0	DNF	5- 4- 8	6- 0- 1	16- 2- 1	0- 2- 0	2- 0- 0
NEBRASKA CORNHUSKERS	12/22/01	81-72	W	14- 3- 0	0- 0- 1	DNF	2- 0- 1	9- 0- 1	8- 2- 1	8- 5- 1	DNF	DNF
at Texas Tech.	12/30/01	60-80	L	2- 4- 0	0- 0- 0	DNF	2- 2- 1	6- 5- 1	DNF	15-10- 3	0- 0- 0	0- 1- 0
at University of Illinois	01/02/02	53-76	L	5- 1- 1	0- 0- 0	0- 1- 0	0- 0- 0	0- 2- 4	4- 0- 1	6- 7- 3	DNF	DNF
MICHIGAN STATE SPARTANS	1/5/02	70-67	W	15- 4- 2	DNF	DNF	DNF	5- 2- 2	6- 3- 1	7- 3- 1	DNF	DNF
MICHIGAN WOLVERINES	1/9/02	90-82	W	7- 3- 0	0- 0- 0	DNF	6- 1- 0	15- 3- 4	7- 1- 2	5- 3- 3	DNF	DNF
at Purdue	01/12/02	87-71	W	24- 7- 1	0- 0- 0	DNF	2- 0- 1	24- 3- 5	7- 1- 1	7- 6- 1	DNF	DNF
at Wisconsin	1/16/02	64-73	L	13- 7- 0	0- 0- 0	DNF	3- 1- 0	2- 0- 3	9- 3- 2	9- 8- 3	DNF	DNF
at Michigan	01/19/02	69-71	L	15- 3- 2	DNF	DNF	5- 3- 0	6- 4- 8	3- 4- 1	3- 4- 1	DNF	DNF
OHIO STATE BUCKEYES	1/26/02	89-71	W	19- 4- 1	DNF	DNF	6- 1- 0	6- 1- 9	9- 2- 3	21- 7- 1	DNF	DNF
PENN STATE NITTANY LIONS	01/30/02	94-70	W	26- 5- 2	0- 2- 0	0- 0- 1	6- 2- 1	2- 2- 5	5- 4- 0	4- 4- 1	2- 2- 0	5- 0- 0
INDIANA HOOSIERS	2/2/02	88-74	W	27- 6- 1	DNF	DNF	9- 0- 0	3- 3- 4	12- 1- 2	4- 8- 1	DNF	DNF
at Iowa Hawkeyes	2/9/02	86-78	W	23- 5- 1	DNF	DNF	1- 1- 2	6- 3- 4	9- 3- 0	13- 5- 1	DNF	DNF
at Northwestern	02/13/02	56-58	L	17-10- 2	0- 1- 1	DNF	0- 2- 0	5- 3- 4	6- 1- 4	2- 3- 1	DNF	DNF
WISCONSIN BADGERS	2/16/02	62-67	L	12- 5- 5	0- 1- 1	DNF	6- 2- 2	2- 0- 3	6- 3- 4	2- 4- 0	DNF	DNF
at Michigan State	2/21/02	55-74	L	5- 2- 1	0- 0- 0	DNF	2- 0- 2	6- 2- 3	13- 2- 1	4- 4- 0	DNF	0- 0- 0
at Penn State	2/23/02	68-64	W	14- 4- 0	0- 0- 0	DNF	0- 1- 0	6- 3- 6	6- 3- 2	14- 9- 1	DNF	DNF
NORTHWESTERN	2/27/02	69-51	W	8- 7- 1	2- 1- 0	0- 0- 0	2- 0- 2	5- 3- 2	6- 5- 1	16- 7- 1	0- 1- 0	0- 0- 0
UNIVERSITY OF ILLINOIS	3/3/02	66-67	L	18- 7- 1	DNF	DNF	0- 0- 1	2- 3- 2	8- 3- 2	15- 8- 4	DNF	DNF
vs Penn State Nittany Lion	3/7/02	84-60	W	21- 6- 3	2- 0- 0	0- 0- 1	1- 0- 0	16- 2- 1	3- 2- 1	4- 9- 1	0- 0- 0	2- 2- 0
vs University of Illinois	3/8/02	76-92	L	10- 0- 4	2- 0- 0	DNF	6- 0- 0	10- 1- 4	7- 2- 1	11- 4- 2	DNF	DNF

Opponent	Date	Score	WL	31	35	40	41	45
				ESSELLINK, J	CHALL, RAN	HOLMAN, J	BAUER, MIC	RYCHART, I
MERCER BEARS	11/17/01	80-59	W	0- 3- 2	0- 1- 0	17- 6- 1	18- 6- 1	10- 9- 2
NORTH CAROLINA-ASHEVILLE	11/21/01	92-65	W	2- 1- 1	0- 1- 0	14- 6- 1	19- 2- 3	9- 7- 2
EASTERN WASHINGTON EAGLES	11/24/01	86-66	W	5- 3- 1	1- 0- 0	14- 3- 0	17- 2- 0	6- 2- 4
at Wake Forest	11/27/01	79-85	L	0- 0- 0	DNF	4- 7- 1	13- 5- 0	22-13- 0
UT-PAN AMERICAN BRONCS	12/1/01	89-72	W	0- 0- 0	DNF	8- 1- 1	13- 4- 1	18- 6- 1
UNC-WILMINGTON SEAHAWKS	12/4/01	50-58	L	DNF	DNF	4- 4- 0	3- 5- 1	10- 4- 1
at Georgia Bulldogs	12/07/01	55-77	L	5- 2- 0	0- 0- 0	7- 4- 1	2- 4- 1	10-11- 0
OREGON DUCKS	12/10/01	75-72	W	0- 0- 3	DNF	4- 3- 1	2- 7- 0	10- 5- 2
MARYLAND-EASTERN SHORE	12/13/01	95-46	W	12- 1- 2	0- 0- 0	15- 6- 2	15- 2- 3	17-10- 2
NEBRASKA CORNHUSKERS	12/22/01	81-72	W	2- 3- 0	DNF	5- 3- 1	15- 4- 3	18- 9- 4
at Texas Tech.	12/30/01	60-80	L	7- 1- 4	DNF	2- 2- 0	6- 6- 0	20- 8- 3
at University of Illinois	01/02/02	53-76	L	5- 1- 0	0- 1- 0	10- 2- 1	16- 4- 1	7- 5- 3
MICHIGAN STATE SPARTANS	1/5/02	70-67	W	0- 0- 1	DNF	16- 3- 0	12- 3- 3	9- 5- 2
MICHIGAN WOLVERINES	1/9/02	90-82	W	0- 0- 2	DNF	12- 3- 3	15- 7- 2	19- 7- 1
at Purdue	01/12/02	87-71	W	3- 2- 0	DNF	2- 1- 1	4- 3- 3	14- 5- 2
at Wisconsin	1/16/02	64-73	L	0- 0- 0	DNF	4- 3- 0	7- 7- 1	17-10- 2
at Michigan	01/19/02	69-71	L	0- 0- 0	DNF	6- 3- 0	17- 2- 2	14- 9- 1
OHIO STATE BUCKEYES	1/26/02	89-71	W	0- 0- 0	DNF	12- 4- 2	6- 0- 0	10- 5- 1
PENN STATE NITTANY LIONS	01/30/02	94-70	W	4- 1- 3	0- 0- 0	14- 8- 2	12- 2- 3	14- 3- 5
INDIANA HOOSIERS	2/2/02	88-74	W	DNF	DNF	8- 3- 1	11- 0- 2	14- 6- 3
at Iowa Hawkeyes	2/9/02	86-78	W	3- 0- 1	DNF	8- 2- 0	10- 0- 0	15-13- 4
at Northwestern	02/13/02	56-58	L	0- 0- 0	DNF	6- 3- 4	4- 3- 0	16- 6- 1
WISCONSIN BADGERS	2/16/02	62-67	L	2- 0- 0	DNF	17- 3- 0	7- 5- 0	8- 8- 4
at Michigan State	2/21/02	55-74	L	6- 1- 0	DNF	6- 1- 2	0- 2- 1	13- 6- 2
at Penn State	2/23/02	68-64	W	5- 0- 1	DNF	7- 6- 1	10- 5- 1	6- 1- 2
NORTHWESTERN	2/27/02	69-51	W	0- 1- 0	0- 0- 0	4- 5- 1	17- 4- 1	9- 3- 0
UNIVERSITY OF ILLINOIS	3/3/02	66-67	L	0- 0- 0	DNF	9- 2- 0	10- 3- 0	4- 7- 3
vs Penn State Nittany Lion	3/7/02	84-60	W	2- 0- 2	0- 1- 0	10- 6- 2	0- 2- 1	23- 5- 2
vs University of Illinois	3/8/02	76-92	L	3- 0- 0	DNF	2- 1- 0	2- 4- 1	23-10- 1

University of Minnesota
 Minnesota Golden Gophers Game-by-Game Highs (as of Mar 12, 2002)
 All games

Opponent:	Date	Score	W/L	POINTS	REBOUNDS	ASSISTS	STEALS	BLOCKED SHOTS
MERCER BEARS	11/17/01	80-59	W	18-Bauer, Michae	9-Rychart, Dust	4-Bennett, Trav Burlieson, Kev	3-Bennett, Trav	4-Rickert, Rick
NORTH CAROLINA-ASHEVILLE	11/21/01	92-65	W	19-Bauer, Michae	7-Rychart, Dust	11-Burlieson, Kev	4-Bennett, Trav	1-Holman, Jerry Rychart, Dust Bauer, Michae Rickert, Rick
EASTERN WASHINGTON EAGLES	11/24/01	86-68	W	17-Bauer, Michae	10-Rickert, Rick	6-Burlieson, kev	4-Bennett, Trav	5-Rickert, Rick
at Wake Forest:	11/27/01	79-81	L	22-Rychart, Dust	13-Rychart, Dust	4-Burlieson, kev	2-Holman, Jerry Rickert, Rick	1-Burlieson, Kev Holman, Jerry
UT-PAN AMERICAN BRONCS	12/1/01	89-72	W	19-Bennett, Trav	6-Fleming, Kerw Rychart, Dust	6-Burlieson, kev	4-Burlieson, Kev	3-Bennett, Trav
UNC-WILMINGTON SEAHAWKS	12/4/01	50-58	L	13-Rickert, Rick	6-Rickert, Rick	5-Burlieson, kev	2-Fleming, Kerw Burlieson, Kev	4-Rickert, Rick Holman, Jerry
at Georgia Bulldog:	12/07/01	55-75	L	10-Rychart, Dust	11-Rychart, Dust	2-Bennett, Trav	1-Chall, Randy Rychart, Dust Hargrow, Maur Rickert, Rick Bauer, Michae Burlieson, Kev Bennett, Trav	2-Bauer, Michae Holman, Jerry
OREGON DUCKS	12/10/01	75-72	W	28-Rickert, Rick	9-Rickert, Rick	5-Burlieson, kev	4-Burlieson, kev	1-Bauer, Michae Holman, Jerry
MARYLAND-EASTERN SHORE HA	12/13/01	95-48	W	17-Rychart, Dust	10-Rychart, Dust	8-Burlieson, kev	3-Bauer, Michae	2-Holman, Jerry
NEBRASKA CORNHUSKERS	12/22/01	81-72	W	18-Rychart, Dust	9-Rychart, Dust	5-Burlieson, kev	4-Bennett, Trav	3-Bauer, Michae
at Texas Tech:	12/30/01	60-80	L	20-Rychart, Dust	10-Bennett, Trav	5-Burlieson, kev	2-Rychart, Dust	1-Burlieson, Kev
at University of Illinois	01/02/02	53-76	L	16-Bauer, Michae	7-Bennett, Trav	4-Burlieson, kev	3-Rychart, Dust	1-Rickert, Rick Rychart, Dust Bennett, Trav Bauer, Michae
MICHIGAN STATE SPARTANS	1/5/02	70-67	W	16-Holman, Jerry	5-Rychart, Dust	3-Bauer, Michae	4-Bennett, Trav	4-Bauer, Michae
MICHIGAN WOLVERINES	1/9/02	90-82	W	19-Rychart, Dust Burlieson, kev	7-Bauer, Michae Rychart, Dust	4-Burlieson, kev	3-Bennett, Trav	3-Holman, Jerry
at Purdue	01/12/02	87-71	W	24-Rickert, Rick Burlieson, kev	7-Rickert, Rick	5-Burlieson, kev	2-Rickert, Rick Bennett, Trav	1-Holman, Jerry
at Wisconsin:	1/16/02	64-73	L	17-Rychart, Dust	10-Rychart, Dust	3-Bennett, Trav Burlieson, kev	1-Burlieson, Kev Bauer, Michae Bennett, Trav	2-Bauer, Michae
at Michigan:	01/19/02	69-71	L	17-Bauer, Michae	9-Rychart, Dust	8-Burlieson, kev	4-Bennett, Trav	1-Rickert, Rick
OHIO STATE BUCKEYES	1/26/02	89-71	W	21-Bennett, Trav	7-Bennett, Trav	9-Burlieson, kev	2-Burlieson, kev Bennett, Trav	3-Holman, Jerry
PENN STATE NITTANY LIONS	01/30/02	94-70	W	26-Rickert, Rick	8-Holman, Jerry	5-Burlieson, kev Rychart, Dust	2-Rychart, Dust	3-Holman, Jerry
INDIANA HOOSIERS	2/2/02	88-74	W	27-Rickert, Rick	8-Bennett, Trav	4-Burlieson, kev	4-Bennett, Trav	3-Bennett, Trav
at Iowa Hawkeyes:	2/9/02	86-78	W	23-Rickert, Rick	13-Rychart, Dust	4-Burlieson, kev Rychart, Dust	4-Bennett, Trav	2-Rickert, Rick
at Northwestern:	02/13/02	56-58	L	17-RICKERT, Rick	10-RICKERT, Rick	4-Fleming, Kerw Burlieson, kev Holman, Jerry	2-RICKERT, Rick Bennett, Trav	3-Holman, Jerry RICKERT, Rick
WISCONSIN BADGERS	2/16/02	62-67	L	17-Holman, Jerry	8-Rychart, Dust	5-Rickert, Rick	1-Esselink, Ste Hargrow, Maur Robinson, Aa:	2-Holman, Jerry


University of Minnesota
 Minnesota Golden Gophers Game-by-Game Highs (as of Mar 12, 2002)
 All games

Opponent:	Date	Score	W/L	POINTS	REBOUNDS	ASSISTS	STEALS	BLOCKED SHOTS
							Burlison, Kev	
at Michigan State	2/21/02	55-74	L	13-Fleming, Kerw Rychart, Dust	6-Rychart, Dust	3-Burlison, Kev	2-Burlison, Kev	1-Bauer, Michael
at Penn State	2/23/02	68-64	W	14-Bennett, Trav Rickert, Rick	9-bennett, Trav	6-Burlison, Kev	5-Burlison, Kev	2-Holman, Jerry
NORTHWESTERN	2/27/02	69-51	W	17-Bauer, Michael Rickert, Rick	7-bennett, Trav	5-bennett, Trav	6-bennett, Trav	5-Rickert, Rick
UNIVERSITY OF ILLINOIS	3/3/02	66-61	L	18-Rickert, Rick	6-bennett, Trav	4-bennett, Trav	3-bennett, Trav	2-Holman, Jerry
vs Penn State Nittany Lion	3/7/02	64-60	W	23-Rychart, Dust	9-bennett, Trav	3-Rickert, Rick	4-bennett, Trav	2-Rickert, Rick
vs University of Illinois	3/8/02	76-92	L	23-Rychart, Dust	10-Rychart, Dust	4-Burlison, kev Rickert, Rick	3-bennett, Trav	1-Rickert, Rick

MINNESOTA

Golden Gopher

BASKETBALL



Minnesota Media Relations
BB contact: Kyle Coughlin
 Assistant Media Relations Director
Phone: 612.625.4090
Fax: 612.625.0359
email: cough002@umn.edu

Minnesota Men's Media Relations, 516 15th Ave. SE, 244 Bierman Field Athletic Building, Minneapolis, Minn. 55455

www.gophersports.com

2001-02 SCHEDULE


Date	Opponent	Time/Result
Nov. 8	Harlem Globetrotters (exh.)	L, 70-79
Nov. 12	Minnesota-Duluth (exh.)	W, 67-59
Nov. 17	Mercer	W, 80-59
Nov. 21	UNC-Asheville	W, 92-65
Nov. 24	Eastern Washington	W, 86-68
Nov. 27	at Wake Forest* (ESPN2)	L, 79-85
Dec. 1	Texas Pan-American	W, 89-72
Dec. 4	UNC-Wilmington	L, 50-58
Dec. 7	at Georgia	L, 55-77
Dec. 10	Oregon (ESPN2)	W, 75-72
Dec. 13	Maryland-Eastern Shore	W, 95-48
Dec. 22	Nebraska	W, 81-72
Dec. 30	at Texas Tech (KSTC-Ch. 45)	L, 60-80
Jan. 2	at #7 Illinois (KSTC-Ch. 45)	L, 53-76
Jan. 5	#17 Michigan State (KSTC-Ch. 45)	W, 70-67
Jan. 9	Michigan (KSTC-Ch. 45)	W, 90-82
Jan. 12	at Purdue (KSTC-Ch. 45)	W, 87-71
Jan. 16	at Wisconsin (KSTC-Ch. 45)	L, 64-73
Jan. 19	at Michigan (KSTC-Ch. 45)	L, 69-71
Jan. 26	#20 Ohio State (KSTC-Ch. 45)	W, 89-71
Jan. 30	Penn State (KSTC-Ch. 45)	W, 94-70
Feb. 2	#25 Indiana (KSTC-Ch. 45)	W, 88-74
Feb. 9	at Iowa (KSTC-Ch. 45)	W, 86-78
Feb. 13	at Northwestern (KSTC-Ch. 45)	L, 56-58
Feb. 16	Wisconsin (KSTP-Ch. 5)	L, 62-67
Feb. 21	at Michigan State (ESPN)	L, 55-74
Feb. 23	at Penn State (KSTP-Ch. 5)	W, 68-64
Feb. 27	Northwestern (KSTC-Ch. 45)	W, 69-51
Mar. 3	#15 Illinois (CBS/Ch. 4)	L, 66-67
Mar. 7	Penn StateV (KSTC-Ch. 45)	W, 84-60
Mar. 8	#10 IllinoisV (KSTC-Ch.45)	L, 76-92
Mar. 13	New Mexico#	W, 96-62
Mar. 18	Richmond#	7 p.m.

Minnesota Golden Gophers
 (18-12, 9-7 Big Ten)

vs.

Richmond Spiders
 (21-13, 11-5 Atlantic 10)

Mar. 18, 2002 • 7 p.m.
 Williams Arena • Minneapolis, Minn.
 National Invitation Tournament



Television: None
Radio: WCCO AM 830
 Dave Lee (pbp), Kevin Lynch (analyst)

THE MATCHUP

The Golden Gophers defeated New Mexico last Wednesday, 96-62, to advance to the second round of the National Invitation Tournament. Richmond has won two games in the NIT. The Spiders defeated Wagner last Wednesday in overtime, 74-67, and Montana State on Saturday night, 63-48.

SCOUTING THE SPIDERS

Richmond finished 11-5 in the Atlantic 10 and lost in the conference tournament championship game to Xavier 73-60. The Spiders are led by junior guard Reggie Brown who averages 14.5 points per game. In the paint, sophomore forward Mike Skrocki is second on the team in scoring at 12.5 points per game and grabs 3.6 rebounds per contest. Sophomore guard Tony Dobbins is the Spiders' sixth man averaging 10.0 points and 5.5 rebounds.

THE SERIES

This is the first meeting between the two schools. Minnesota holds a 10-5 record against Atlantic 10 teams, but have not played one since Rhode Island in 1996*.

*records involve games later vacated by Minnesota due to NCAA infractions.

MINNESOTA IN THE NIT

This is the the Golden Gophers 10th appearance in the NIT. Minnesota is 20-7* (.741) and have won two NIT titles in 1993 and 1998*. Minnesota split its two games last season in the tournament. The Gophers are 13-2* at home in the NIT.
Last season's results in NIT
 Mar. 14, 2001 UM 87, Villanova 78
 Mar. 15, 2001 Tulsa 76, UM 73 (ot)

WHAT'S NEXT

The winner of tonight's game will advance to play the winner of the Butler vs. Syracuse game. Game site and time have yet to be determined.

PROBABLE STARTING LINEUPS

MINNESOTA	PPG	RPG	OTHER	RICHMOND	PPG	RPG	OTHER
F Travarus Bennett	9.2	5.5	2.4 spg	F Mike Skrocki	12.5	3.6	81% ft
F Dusty Rychart	13.0	6.6	55% fg	C Johnathan Collins	5.4	4.1	59% fg
C Rick Rickert	14.3	5.1	52% fg	G Scott Ungerer	9.0	5.7	4.2 apg
G Kerwin Fleming	7.1	2.4	1.5 apg	G Jeff Myers	5.7	2.1	3.1 apg
G Kevin Burleson	6.6	2.2	4.7 apg	G Reggie Brown	14.5	3.3	2.5 apg

Officials: Gerry Pollard, Ed Jackson, Dave Draucker

NIT
 V Big Ten Tournament
 (Conseco Fieldhouse, Indianapolis, Ind.)
 Times and dates subject to change
 All times central.
 * Big Ten/ACC Challenge

HEAD COACH DAN MONSON



Now entering his third season in charge of the Minnesota basketball program, Dan Monson has again established himself as one of the best young coaches in the college ranks and has thrust the Golden Gophers back onto the national scene.

Despite scholarship limitations and injuries to two key starters, Monson brought the Maroon and Gold to the postseason in just his second year. An NIT appearance and a second-round loss to eventual champion Tulsa did nothing to dampen the remarkable job Monson and his staff did in 2000-01. Monson's Minnesota record is 48-42 and his overall four-year coaching record is 100-59.

Monson has also shown the country that he can be an effective recruiter. Monson's second recruiting class in Gold Country netted one of the top 10 classes in the nation, according to many recruiting publications. National Junior College All-American Jerry Holman and McDonald's All-American Rick Rickert will make an immediate impact in 2001-02.

Monson was named the Minnesota head coach on July 24, 1999. In his first year at the helm of the Minnesota program, Monson led the Golden Gophers to a 12-16 finish which included a six-game winning streak (11/20-12/11).

Monson led the Gonzaga Bulldogs within a breath of the Final Four three years ago. Along the way, his team defeated such notable NCAA powers as Stanford (82-74), Florida (73-72) and the Golden Gophers (75-63), before bowing out to eventual national champion Connecticut, 67-62.

Monson spent 11 years building the Gonzaga program. He began as an assistant coach in 1988 and spent six years laying the groundwork for the Bulldogs' success. In 1994-95, he was elevated to associate head coach under Head Coach Dan Fitzgerald who was also the athletics director. Three years later, Monson took over full control of the Gonzaga program. He had an immediate impact, leading the Bulldogs to a West Coast Conference title and advancing to the second round of the NIT. Along the way, the team set a school record for wins with 24. Monson was the first coach in West Coast Conference history to capture the regular-season title in his rookie season. For his efforts, his WCC peers voted him Coach of the Year and *Basketball Times* accorded him national Rookie Coach of the Year. His record in two seasons as head coach of the Zags was 52-17, with an impressive 4-2 mark in postseason play.

THREE GOLDEN GOPHERS EARN BIG TEN AWARDS

Three University of Minnesota men's basketball players were recognized by the Big Ten Conference for postseason awards. Freshman forward Rick Rickert was named Big Ten Freshman of the Year by both the coaches and the conference media. Rickert was also named to the All-Big Ten second team on both ballots. Rickert is the first Golden Gopher to be named Big Ten Freshman of the Year after leading all freshmen in scoring (14.1 ppg), field goal percentage (.511) and blocks (1.30).

Senior Travarus Bennett was named Co-Defensive Player of the Year along with Indiana's Dane Fife. Bennett led the conference in steals averaging 2.22 steals per game. Bennett was also an honorable mention All-Big Ten pick by the coaches. Bennett is the first Golden Gopher to be named Big Ten Defensive Player of the Year. Dusty Rychart earned third-team All-Big Ten honors from both the coaches and media. The fifth-year senior will finish his career in Gold Country ranked in the top 20 in scoring and the top 10 in rebounding in school history.

BEST FRESHMAN SCORER IN GOPHER HISTORY

Already this season, freshman Rick Rickert has scored the most points by a freshman in a season with 429. Voshon Lenard held the previous mark of 411 points in 1991-92. Rickert also is on pace to break the points per game mark by a freshman. Chuck Mencil has the record with a 13.6 ppg average. Rickert is averaging 14.3 points per contest.

NEW MEXICO RECAP

Travarus Bennett had a career night, scoring 23 points with 15 rebounds and five steals to lead Minnesota to a 96-62 victory over New Mexico in the first round of the NIT at Williams Arena last Wednesday.

Minnesota outscored the Lobos 49-22 in the second half and limited New Mexico to just 22.2 percent from the field in the second half. Minnesota dominated the boards throughout the game, finishing with a 49-26 rebound advantage. Leading 60-53 at the 11:19 mark of the second half, Minnesota broke open the game with a 30-7 run over the next nine minutes to put the game away.

Bennett scored 18 points and grabbed 12 rebounds in the second half. The Gophers started the game with an 11-4 advantage, but the Lobos scored eight consecutive to take a 12-11 lead, but Rick Rickert ended the run with a jumper. Minnesota got a spark midway through the half with a pair of dunks from Jerry Holman and another by Michael Bauer to take a 34-28 lead.

Holman finished the game with a career-high 22 points and seven rebounds while Rickert added 18 points. Bennett's 15 rebounds is the most since Dusty Rychart grabbed 15 last year against Tulsa in the NIT on March 19, 2001.

New Mexico was led by Ruben Douglas with 22 points while Eric Chatfield added 19 points.

NEW MEXICO GAME NOTES

- Dan Monson recorded his 100th career win as a

STATISTICAL COMPARISON

Minnesota vs. Richmond

Category	UR	MINN
Record	21-13	18-12
Scoring Average	63.1	75.5
Opponent Scoring	61.3	69.5
Scoring Margin	+1.8	+6.0
Rebound Average	30.1	35.8
Opponent Rebounds	37.9	33.2
Rebound Margin	-7.8	+2.6
Field Goal Pct.	.404	.472
Opponent Field Goal Pct.	.419	.416
3-Point Field Goal Pct.	.316	.350
Free Throw Pct.	.706	.705
Assists Average	14.2	15.9
Turnovers Average	10.5	14.4
Blocks Average	3.6	4.9
Steals Average	7.3	8.2

head coach.

- Rick Rickert scored in double figures for the 19th time this season and the 14th time in 16 games.
- Jerry Holman's 22 points set a career-high.
- Minnesota is now 10-2 when Holman tallies in double figures.
- Travarus Bennett's five steals moved him into a tie for second place on the all-time season steals list with 72 (Melvin Newbern, 1989-90).
- Bennett set career-highs with 23 points and 15 rebounds, and marked his second double-double of the season and the fourth of his career.
- Bennett is the first Golden Gopher to haul down 15 rebounds in a game since Dusty Rychart had 15 rebounds vs. Tulsa in the second round of the

MINNESOTA QUICK FACTS

University Information

Location: Minneapolis, Minn.
Enrollment: 45,615
Colors: Maroon & Gold
Conference: Big Ten
Arena: Williams Arena (14,625)
President: Mark Yudof
Vice President/Chief of Staff: Tonya Moten Brown
Faculty Athletics Representative: Dr. Richard Weinberg
Director of Men's Athletics: Tom Moe

Team Information

Head Coach: Dan Monson (Idaho, 1985)
Career Record: 100-59 (four+ years)
Record at Minnesota: 48-42 (two+ years)
Associate Head Coach: Mike Petersen (third year)
Assistant Coaches: Bill Walker (third year), Arthur Prevost (third year)
Dir. of BB Operations: Vic Couch (second year)
2000-01 Overall Record: 18-14 (reached second round of NIT)
2000-01 Big Ten Record/Finish: 5-11 (9th)
Lettermen Returning/Lost: 7/3

MEDIA INFORMATION

PRACTICE ACCESS:

As a rule, practice will be open to the media for the first 30 minutes of each workout except on game days. This is subject to change at the coaches discretion. All player interviews will be conducted before practice in the half hour preceding the team's workout. Coach Monson will be available for brief interviews during the first half hour of practice. Practice on weekdays is usually 2-5 p.m. Please check with Kyle Coughlin about practice times and all interview requests at least 24 hours in advance.

POSTGAME PROCEDURES:

Minnesota complies with an equal-access policy. Following a 10 minute cooling-off period, both coaches are available in the Interview Room on the lower level of the east end of Williams Arena. Minnesota players are available in the players lounge area adjacent to the Gopher locker room following the cooling-off period. Visiting team players generally conduct their player interviews in the lower level hallway outside their locker room.

GOLDEN GOPHERS ON THE INTERNET:

Minnesota Golden Gopher basketball stats, releases and game notes are available on the internet at www.gophersports.com. Information on the Big Ten Conference is available via the internet at www.bigten.org.

BIG TEN TELECONFERENCE:

When: Every Monday from 9-11 a.m. (central)

How long: Beginning Jan. 7, with the final call scheduled for Mar. 4, 2002.

Who: Each Big Ten men's head coach is invited to participate on the weekly teleconferences. Participation will not be mandatory, therefore, some coaches may not be available each week.

Call: Contact the Big Ten office at 847-696-1010 for the teleconference phone number and play-back number.

Order of Appearance

9:00 a.m. Bill Self, Illinois
 9:10 a.m. Steve Alford, Iowa
9:20 a.m. Dan Monson, Minnesota
 9:30 a.m. Bill Carmody, Northwestern
 9:40 a.m. Jerry Dunn, Penn State
 9:50 a.m. Gene Keady, Purdue
 10:00 a.m. Tom Izzo, Michigan State
 10:10 a.m. Bo Ryan, Wisconsin
 10:20 a.m. Tommy Amaker, Michigan
 10:30 a.m. Jim O'Brien, Ohio State
 10:40 a.m. Mike Davis, Indiana
 10:50 a.m. Player of the Week (if available)

NIT on March 19, 2001.

- Bennett reached double figures for the fourth straight game and the 12th time this season. He has 16 career double figure scoring games.
- Kevin Burluson tallied six assists increasing his total to 275 - seventh on the all-time list. It is the 11th time this season that Burluson has recorded five or more assists in a game.
- Burluson moved into fourth place on the single season assists list with 141.
- Minnesota's 96 points is the most ever in an NIT game. (94 vs. SW Louisiana, 1980).
- Minnesota's 34-point margin of victory is the second-largest of the season (47 -UMES, Dec. 13) and the most ever in an NIT game (21 vs. SW Louisiana, 1980)
- Minnesota added two more blocks to its season total, increasing it to 146, just eight shy of the school record 154.
- Minnesota is now 12-0 when shooting 50 percent or better.

RICKERT - BEST FRESHMAN IN THE BIG TEN

Freshman Rick Rickert reached double figures in 12-of-16 Big Ten games this season. In conference games, he averaged 15.5 points per game good for fourth-best in the league. Rickert ranked 11th in field goal percentage (85-163, .521) and eighth in blocked shots (1.25). He scored 24 points at Purdue on Jan. 12, 19 points against Ohio State on Jan. 26, 26 against Penn State (1/30), 27 vs. Indiana (2/2) and 23 at Iowa (2/9). Rickert is the first Minnesota player to have three-straight 20-point games since Quincy Lewis had 10 straight in 1999-2000. He also recorded his second double-double of the season with 17 points and 10 rebounds at Northwestern (2/13).

Overall, Rickert is 11th in scoring and leads all freshman at 14.3 ppg. He is 17th in rebounding, third among freshmen (5.1 rpg), ninth in field goal percentage (.517) and eighth in blocked shots (1.31 bpg). Rickert tied a career-high (Eastern Washington) with five blocks vs. Northwestern on Feb. 27.

Against Oregon (Dec. 10) on national television, Rickert erupted for 28 points and nine rebounds to lead the Golden Gophers to a three-point victory. It was the most points scored by a Gopher freshman since Randy Carter scored 29 against Northwestern on Jan. 26, 1991. And it was also the most points scored by any true freshman in the Big Ten since 1998. He recorded Minnesota's first double-double of the year with 14 points and 10 rebounds vs. Eastern Washington (11/24). He also had five blocks vs. the Eagles, the most by a Golden Gopher since Joel Pryzbilla had six on Feb. 5, 2000.

TRAVARUS BENNETT - THE GOPHERS' "GLUE GUY"

Despite being hampered by a partially sprained ankle the last six games of the regular season, senior guard/forward Travarus Bennett was named co-defensive player of the year by the Big Ten coaches. Bennett led the conference in steals averaging 2.22 steals per game. He leads the Big Ten in all games with an average of 2.40 steals per game. Against Northwestern on Feb. 27, Bennett tied a career-high

GOPHERS IN THE RECORD BOOKS

Kevin Burluson

CATEGORY	NO.	RANK
Career Three Pointers Made	111	5th
Career Three Pointers Attempted	334	4th
Career Assists	275	7th

Dusty Rychart

CATEGORY	PCT.	ATT.	RANK
Free Throw Percentage	.777	251-323	1-5th
Field Goal Percentage	.517	487-942	6th

CATEGORY	NO.	RANK
Rebounds	725	10th

Needs 21 points to move into 15th place on career scoring list.

Michael Bauer

CATEGORY	NO.	RANK
Career Three Pointers Made	79	10th

with six steals. He has recorded four steals in a game seven times this season, the last being at Iowa on Feb. 9. Against New Mexico in the first round of the NIT, he had five steals.

'T finished the Big Ten regular season as the only player ranked in seven different categories in conference games. In addition to leading the conference in steals, he tied for first in three-point field goal percentage (.500), eighth in free throw percentage (.821), 14th in rebounding (5.6), 10th in offensive rebounds (1.88), 13th in defensive rebounds (3.75), and 11th in blocked shots (0.81).

Bennett is the Gophers "glue guy." He brings it all together for the Maroon and Gold. In the first round of the NIT, Bennett recorded his second double-double of the year with 23 points and 15 rebounds. Versus Ohio State on Jan. 26, Bennett was perfect from the field (6-6) and from the free-throw line (6-6) to score a then career-high 21 points. He also led the team with seven boards to go along with two assists, two steals and a block.

Against Texas Tech, Bennett recorded his first double-double of the season with 15 points and 10 rebounds. It was his second double-double of his career (at Northwestern (2/6/01).

RYCHART SURPASSES 1,000 CAREER POINTS

Senior forward Dusty Rychart became the 31st player in Golden Gopher basketball history to score more than 1,000 points. The former walk-on scored 20 points at Texas Tech and moved into the top 30 on the scoring list. Currently, Rychart stands in 16th place with 1,253 points in his career. Ariel McDonald, who played from 1991-94, is in 15th with 1,273 points.

THE MOST OVERLOOKED BIG TEN PLAYER

Fifth-year senior forward Dusty Rychart doesn't get the recognition or the credit he deserves around the conference or country. Rychart added to his ever-growing double-double total vs. Illinois in the Big Ten Tournament quarterfinals with 23 points and 10 rebounds.

IN THE PAINT ON FOX SPORTS NET

"In the Paint" with Dan Monson will be seen on Fox Sports North this season. The program will air 15 times during the 2001-02 season. Starting on December 10, fans can catch a half-hour show dedicated to the Golden Gopher basketball program hosted by Mike Max.

Monday, Dec. 10 — 5 p.m.

Wednesday, Dec. 12 — 2 p.m. (replay)

Monday, Dec. 17 — 7 p.m.

Wednesday, Dec. 19 — 2 p.m. (replay)

Monday, Dec. 24 — 7 p.m.

Wednesday, Dec. 26 — 2 p.m. (replay)

Wednesday, Jan. 2 — 6:30 p.m.

Monday, Jan. 7 — 5 p.m.

Monday, Jan. 14 — 7 p.m.

Monday, Jan. 21 — 7 p.m.

Monday, Jan. 28 — 7 p.m.

Monday, Feb. 4 — 7 p.m.

Monday, Feb. 11 — 7 p.m.

Monday, Feb. 18 — 7 p.m.

Monday, Feb. 25 — 5 p.m.

Monday, Mar. 4 — 5 p.m.

Monday, Mar. 11 — 5 p.m.

Monday, Mar. 18 — 5 p.m.

GOLDEN GOPHER RADIO NETWORK

Since the 1930s, WCCO Radio has been the home of Golden Gopher basketball. A new deal, signed this past summer, assures the Maroon and Gold at least five more years on the "Good Neighbor". Dave Lee will call his first season of Gopher hoops in 2001-02 and be joined by former Gopher Kevin Lynch, who will serve as the analyst all season on WCCO AM 830. Fans of Golden Gopher basketball outside the Twin Cities can catch all the action on the following stations in their area:

Albert Lea, KATE AM 1450

Austin, KAUS AM 1480

Detroit Lakes, KDLM AM 1340

Duluth, KDAL AM 610

Fargo, N.D., KFGO AM 790

Grand Rapids, KOZY AM 1320

Marshall, KMHL AM 1400

Owatonna, KRFO AM 1390

Rochester, KROC AM 1340

Windom, KDOM AM 1580

Windom, KDOM FM 94.3

Winona, KWNO AM 1230

GOLDEN GOPHERS ON THE WEB

All Golden Gopher games can be heard on the world wide web at www.gophersports.com. If you are outside the WCCO Radio broadcast range, go to gophersports.com and catch all the action. Also available at gophersports.com for home games are live stats. Follow the game as it happens courtesy of Minnesota Men's Athletics, Yahoo and gophersports.com.

He has six double-doubles on the season and 20 for his career. Rychart's other double-doubles this season are: 15 points and 13 rebounds at Iowa on Feb. 9; 17 points and 10 rebounds vs. Maryland-Eastern Shore on Dec. 13; at Georgia on Dec. 7 (10 points and 11 rebounds); at Wake Forest 22 points, 13 rebounds on Nov. 27 and 17 points and 10 rebounds at Wisconsin on Jan. 16.

Rychart stands third among active Big Ten players in career double-doubles. Reggie Evans of Iowa has 38 and LaVell Blanchard of Michigan has 21.

Rychart stands 14th in overall games with 13.0 points per game. He's also fourth in rebounding (6.6), fifth in field goal percentage (.547), second in offensive rebounds (2.73) and tied for ninth in defensive rebounds (3.90).

"Dusty is the epitome of this program," said Monson. "He may not be the most physically-gifted player, or tall enough or quick enough all the time, but this game is about productivity and Dusty has out-produced a lot of players in this league."

Rychart was featured in the Jan. 21st edition of *ESPN the Magazine*.

RICKERT NAMED BIG TEN PLAYER OF THE WEEK

Freshman Rick Rickert was named Big Ten Player of the Week on Feb. 4 by the Big Ten Conference office. Rickert was the third different Gopher to be named Big Ten Player of the Week this season, as teammate Travarus Bennett was a co-winner on Jan. 28 and senior Dusty Rychart was selected on December 3.

Rickert was the first freshman to earn Big Ten Player of the Week honors in more than four years after leading Minnesota to a 2-0 week while averaging 26.5 points per game on 60 percent shooting. The last League freshman to be named Conference Player of the Week was current Iowa senior Luke Recker, who collected the honor in his first season at Indiana on January 19, 1998.

Rickert opened that week by hitting 9-12 shots (.750), including three treys, to pile up 26 points in only 26 minutes of play in the Gophers' win over Penn State. The 6-10 forward added five rebounds and two assists against the Nittany Lions. Rickert exploded for 27 points in his next outing, hitting 9-18 from the field while adding six boards as UM knocked Indiana out of first place in the Big Ten.

'T' NAMED PLAYER OF THE WEEK AFTER PERFECT GAME

Senior guard Travarus Bennett was named Big Ten Co-Player of the Week after his perfect performance against Ohio State on Jan. 26. Bennett scored 21 points, on 6-of-6 shooting from the field, 3-of-3 from three-point land and 6-of-6 from the line. He also led the Gophers with seven rebounds to go along with two assists, one block and two steals in 29 minutes. It is the first player of the week honor for Bennett.

MAYBE HE'S NOT SO OVERLOOKED

Rychart was named Co-Big Ten Player of the Week for his play against Wake Forest and UT-Pan American. Rychart nearly averaged a double-double the week of Nov. 26, producing 20.0 points and

9.5 rebounds while shooting 59.3 percent from the floor. The senior co-captain opened the week with his first double-double of the season, and 15th of his career, with 22 points and 13 boards in a narrow loss at Wake Forest in the ACC/Big Ten Challenge. Rychart followed that performance by recording 18 points, on 8-of-12 shooting, and six rebounds in just 23 minutes in a win over Texas-Pan American. It was the third player of the week honor for Rychart in his career.

BURLESON HAS BIG WEEK

During the week of Jan. 7, Kevin Burleson found his scoring touch for the first time this season from his point guard position. At Purdue on Jan. 12, Burleson scored a career-high 24 points, on 7-of-13 shooting, and dished out five assists. Earlier in the week against Michigan (1/9), Burleson scored a then season-high 19 points (16 in the second half) to go along with his four assists to lead the Gophers to a victory.

THE PLASTIC MAN GETS HIS CHANCE

With his wide reach and versatile athletic ability, junior center Jerry Holman has raised havoc on both ends of the floor. Holman had a monster game in the first round of the NIT with 22 points, seven boards, one block in two steals. All in 19 minutes. He led the Gophers with 17 points vs. Wisconsin (2/16), and against Penn State (1/30), Holman scored 14 points, grabbed a game-high eight rebounds and blocked three shots in 25 minutes. Holman started the second game of his career vs. Ohio State on Jan. 26 and responded with 12 points, four rebounds and three blocks in 28 minutes. The Gophers are 9-2 when the junior scores in double figures.

Holman finished fifth in the Big Ten in field goal percentage in league games at .573 (63-110) and is sixth overall with a .563 field goal percentage (107-194). He is averaging 9.0 points in just 21.5 minutes per game. Defensively, Holman finished third in league games averaging 1.62 blocks per game and is tied for fifth overall (1.36 bpg). Against Northwestern on Feb. 27, Holman tied his career high (set vs. UNC-Wilmington), with four blocks.

Earlier in the season, coming off the bench, he scored 12 points, grabbed three boards, dished out three assists and had three blocks in a career-high 30 minutes vs. Michigan (1/9). At Illinois (1/2), Holman scored 10 points in 23 minutes and followed that with a team-leading 16 points in 23 minutes vs. Michigan State (1/5). His one-handed tomahawk dunk with :43 left was the clincher for the Gophers against the Spartans. Holman has 28 dunks this season.

THE LIFE AND TIMES OF MICHAEL BAUER

Redshirt sophomore forward Michael Bauer has scored in double figures in 17-of-30 games this season.

Bauer is a good indicator of the Gophers' success when he scores in double figures; Minnesota is 13-4. Bauer caught fire in the second half against Northwestern on Feb. 27 as he led the Gophers

with 17 points while not missing a shot. He was 6-of-6 from the field, 3-of-3 from three-point land and 2-of-2 from the line.

In conference games, Bauer finished 10th in three-point field goal percentage at .421 (24-57).

Bauer was forced to sit out his true freshman year when an ankle injury he suffered in the pre-season did not heal properly. He broke his arm at Purdue last season and sat out the final 12 games. Before his arm injury last season, Bauer was third on the team in scoring, averaging 11.4 points per game (12.0 in Big Ten games) and second on the team in rebounding at 4.8 rebounds per game. He also led the team in blocks (30) and three-point shooting with a .432 shooting percentage from behind the arc.

BURLESON LEARNS THE GIFT OF GIVING

After playing his first two seasons at the 2-guard, junior Kevin Burleson has adjusted to the point guard role very quickly and very well. At Illinois, Burleson recorded his 200th career assist. Burleson stands in seventh place on the all-time assists list with 275. Flip Saunders is in sixth place with 295 assists. Burleson is fourth in the Big Ten overall with 141 assists and finished fifth in conference games with 68 dishes. Burleson is second in the Big Ten in all games with a 2.45 assist to turnover ratio (141 asst. vs. 55 TOs). Burleson also is 11th overall with 1.43 steals per game.

Against UNC-Asheville, Burleson had a career-high 11 assists (previous high was seven). It was the most assists by a Gopher since J.B. Bickerstaff had 10 on Nov. 24, 2000 at Hawaii-Pacific. He is the first to record more than 10 assists since Arriel McDonald dished 13 assists against Iowa on March 5, 1994 (game went to triple overtime). Burleson's 11 assists ranks in a tie for the sixth-best game total in school history. Burleson recorded nine assists vs. Ohio State on Jan. 26 and eight helpers vs. Eastern Washington on Nov. 24, vs. Maryland-Eastern Shore on Dec. 13, and at Michigan on Jan. 19.

THREE TRANSFERS COME HOME

The Golden Gophers welcomed three transfers over the summer who are not eligible to play this season due to NCAA transfer rules. Ben Johnson, Brent Lawson and Matt Smriga, all native Minnesotans, will be eligible to play at the beginning of the 2002-03 season. Until then, they will be members of the Golden Gopher scout team during practice.

Johnson, from Minneapolis, Minn., and DeLaSalle High School, transferred from Northwestern where he was a two-year letterwinner and the leading scorer for the Wildcats as a freshman. Lawson, from Maple Grove, Minn., transferred from St. Francis (PA) where he started 21 games as a freshman and was sixth on the team with a 5.3 ppg average. Smriga, from Apple Valley, Minn., played in 17 games as a freshman at Kent State.

THE STORY OF TWO NUMBERS

Freshman forward Rick Rickert wears two different numbers this season depending on the color of his jersey. Gold jersey (home) #1. Maroon jersey (road)

#4. Why? His first choice for a number was #14. Sorry, Lou Hudson was #14 and that jersey is retired. His second choice? #44. Well, Kevin McHale wore #44 and that's also in the Williams Arena rafters. So, Rickert gets the best of both worlds.

THE THREE CAPTAINS

The Golden Gophers voted on and named three captains for the 2001-02 squad. They are senior forward Dusty Rychart, junior guard Kevin Burleson and sophomore forward Michael Bauer. It is the first such honor for these players.

SCHILLING TRANSFERS

Junior guard Shane Schilling decided to transfer from the University of Minnesota, it was announced on October 29. Schilling was suspended indefinitely by Coach Monson on Oct. 27 for violation of team rules. Schilling started 31 games in 2000-01 and averaged 8.4 points per game.

BARN MAGIC

The Golden Gophers hold one of the best home-court advantages in college basketball. The U of M holds a 622-243 (.719) record in its beloved Williams Arena. Under Monson, the Gophers have posted a 35-12 (.745) record at home.

Nicknamed "the Barn", Williams Arena was named the sixth-best college basketball arena in the country by CBS Sportsline in 2001. As noted in the *Street & Smith's Sports Business Journal*, Williams Arena is tied for the fifth-oldest Division I Basketball Arenas.

Oldest Division I Basketball Arenas

1. Fordham University, Rose Hill Gymnasium
Opened - 1925 (cap. 3,470)
2. Harvard University, Ray Lavietes Pavilion
Opened - 1926 (cap. 2,195)
2. University of Oregon, McArthur Court
Opened - 1926 (cap. 9,738)
4. University of Pennsylvania, The Palestra
Opened - 1927 (cap. 8,700)
5. University of Minnesota, Williams Arena
Opened - 1928 (cap. 14,625)
5. Butler University, Hinkle Fieldhouse
Opened - 1928 (cap. 11,043)

THE GOPHERS ON TV

Twenty one Golden Gopher basketball games have been broadcast in 2001-02. Along with three national broadcasts on ESPN, ESPN2 and CBS, Golden Gopher basketball was seen locally on KSTC-TV Ch. 45 in conjunction with Victory Sports Network. Fifteen games were broadcast on Ch. 45. Two Saturday Big Ten games will be produced by ESPN Regional and carried locally on either KSTP-Ch. 5. Please refer to the schedule on the first page for television information.

HAGEN RECEIVES SCHOLARSHIP

Dan Monson announced Monday, Jan. 14 that Jeff Hagen will receive a basketball scholarship from the University of Minnesota. Hagen's aid began with the second semester this school year.

Hagen, a sophomore center from Minnetonka,

CAREER RECORDS

SCORING

Name	Points
1. Mychal Thompson (1975-78)	1,992
2. Willie Burton (1987-90)	1,800
3. Randy Breuer (1980-83)	1,777
4. Sam Jacobson (1995-98)	1,709
5. Kevin McHale (1977-80)	1,704
6. Quincy Lewis (1995-99)	1,614
7. Tommy Davis (1982-85)	1,481
8. Trent Tucker (1979-82)	1,445
9. Chuck Mencil (1952-55)	1,391
10. Marc Wilson (1983-86)	1,386
11. Kevin Lynch (1988-91)	1,355
12. Tom Kondla (1966-68)	1,350
13. Ron Johnson (1958-60)	1,335
14. Lou Hudson (1964-66)	1,329
15. Arriel McDonald (1991-94)	1,273
16. Dusty Rychart (1998-)	1,253
17. Melvin Newbern (1988-90)	1,224
18. Jim McIntyre (1946-49)	1,223
19. Archie Clark (1964-66)	1,199
20. Randy Carter (1991-94)	1,186

REBOUNDS

Name	Rebounds
1. Mychal Thompson (1975-78)	956
2. Kevin McHale (1977-80)	950
3. Jim Brewer (1971-73)	907
4. Richard Coffey (1987-90)	904
5. Mel Northway (1963-65)	841
6. Ron Johnson (1958-60)	820
7. Randy Carter (1991-94)	736
8. Larry Mikan (1968-70)	735
9. Randy Breuer (1980-83)	730
10. Dusty Rychart (1998-2002)	725

THREE-POINT FIELD GOALS

Name	3-FG
1. Sam Jacobson (1995-98)	173
2. Voshon Lenard (1991-94)	137
3. Quincy Lewis (1995-99)	127
4. Kevin Lynch (1988-91)	117
5. Kevin Burleson (1999-)	111
6. Terrance Simmons (1998-2001)	108
7. Arriel McDonald (1991-94)	100
8. Townsend Orr (1992-94)	96
9. Willie Burton (1987-90)	82
10. Michael Bauer (1999-)	79

ASSISTS

Name	Asst
1. Arriel McDonald (1991-94)	547
2. Marc Wilson (1983-86)	375
3. Melvin Newbern (1988-90)	369
4. Kevin Lynch (1988-90)	301
5. Ray Williams (1976-77)	296
6. Flip Saunders (1974-77)	295
7. Kevin Burleson (1999-)	275
8. Osborne Lockhart (1975-78)	268
9. Walter Bond (1988-91)	235
10. Trent Tucker (1979-82)	219

Minn., is redshirting this season. As a freshman, he averaged 1.9 points and 1.2 rebounds per game.

MINNYY-NOTES

- Minnesota's 12 blocks against UNC-Wilmington was a season-high and tied for the third-best total in school history. The block total is the most since blocking 12 at Arizona State on Nov. 27, 1991.
- Minnesota's 47-point win over Maryland-Eastern Shore was the third-largest margin of victory in school history, and the largest since the Golden Gophers defeated South Dakota State, 78-25 (12/3/45) (including vacated games, it is the sixth-largest.)
- The 95 points against Maryland-Eastern Shore is the most Minnesota has scored since defeating TCU, 107-99, on Nov. 25, 2000. It is also the second-best point total by Minnesota under Dan Monson.
- Maryland-Eastern Shore's 31.6 percent field goal percentage is lowest by a Minnesota opponent in the Monson era.
- Minnesota is 3-0 in Big Ten home openers under Dan Monson.
- Minnesota shot 69.4 percent from the field (34-49) against Michigan (1/9), the third-best percentage in school history. It was the best performance since shooting 71.1% at Indiana on Feb. 11, 1984.
- Minnesota shot 61.5 percent from three-point range (8-13) vs. the Wolverines (1/9), also the third-best percentage in school history.
- Minnesota's 81.8 field goal percentage (18-22) in the second half vs. Michigan (1/9) was the fourth-best percentage in a half and the best since shooting .833 at Indiana on Feb. 11, 1984.
- Minnesota won for the first time at Purdue (1/12) since 1997 and for only the second time since 1982.
- Minnesota's 89 points vs. Ohio State (1/26) was the most allowed by Ohio State this season. The previous high was just 71 by Purdue on Jan. 2.
- Minnesota's 24-point win vs. Penn State (1/30) is the largest Big Ten win of the season and is the largest margin of victory in a Big Ten game under Monson. The 94 points was the most in a Big Ten game under Monson.
- Minnesota has won three games against ranked opponents (#17 Michigan State (1/5), #20 Ohio State (1/26) and #25 Indiana (2/2) and are 3-2 on the season against ranked foes this season.
- The last time Minnesota won three straight games over ranked opponents was during the 1996-97 season when the Golden Gophers won eight in a row over ranked foes.
- Minnesota turned the ball over a season-low eight times vs. Indiana (2/2).
- Minnesota's 88 points is the most allowed by Indiana this season.
- Minnesota's win at Iowa (2/9) was its fourth straight in conference play. The last time Minnesota won four straight Big Ten conference games was in 1996-97 when they won 12 straight. Those games were later vacated. Not counting vacated games, the last time Minnesota won four straight conference games was in 1989-90 (2/17 at Northwestern, 90-72; 2/22 vs. Wisconsin, 68-67; 2/24 at Iowa, 102-80; 3/1 at Indiana, 75-70).
- Minnesota's 86 points at Iowa (2/9) is the most allowed by Iowa this season.
- Minnesota shot over 50 percent from the field during its four-game win streak. The Gophers shot 125-214 from the field (58.4 percent) during that span. In the second half of those games, the Gophers made 63-of-96 shots (65.6 percent).
- Minnesota has 144 blocks this season, the third most in school history. The record for blocks in a season is 154.
- Minnesota's win at Penn State (2/23) was its first win this season when the Gophers did not score 70 or more points. The Gophers improved their record to 1-9 when they don't score 70.
- Minnesota's nine conference wins are the most under Dan Monson and the most since the 1992-93 season when the Gophers were 9-9 in the conference. Including vacated games, it's the most wins since the 1996-97 season when the Gophers were 16-2 in the conference.
- Minnesota's 11 blocks vs. Northwestern on Feb. 27 was the most since swatting 12 against UNC-Wilmington on 12/4. It's the most in a Big Ten contest since blocking 12 against Ohio State on 1/26/76.
- Minnesota limited Northwestern (2/27) to an opponent season-low field goal percentage of 28.3%.
- Minnesota shot a Big Ten season-low 34.8 percent from the field vs. Illinois on March 3.
- Minnesota won a Big Ten Tournament game for the first time since 1998.
- Minnesota's 11 steals vs. Penn State (3/7) tied for the most against a Big Ten opponent this season. (Penn State, 2/23 and Indiana 2/2).
- Minnesota's 24-point win vs. Penn State in the Big Ten Tournament was the largest margin of victory in that tournament.
- Minnesota's 96 points vs. New Mexico (3/13) is the most ever in an NIT game. (94 vs. SW Louisiana, 1980).
- Minnesota's 34-point margin of victory over New Mexico (3/13) is the second-largest of the season (47-UMES, Dec. 13) and the most ever in an NIT game (21 vs. SW Louisiana, 1980)

SEASON RECORDS

STEALS

Name	Steals
1. Melvin Newbern ('88-89)	101
2. Travarus Bennett ('01-02)	72
2. Melvin Newbern ('89-90)	72
4. Quincy Lewis ('97-98)	68
5. Trent Tucker ('80-81)	63
6. Darryl Mitchell ('81-82)	55
7. James Jackson ('77-78)	52
8. Voshon Lenard ('91-92)	51
9. Quincy Lewis ('98-99)	50
10. Voshon Lenard ('92-93)	49

ASSISTS

Name	Assists
1. Arriel McDonald ('93-94)	179
2. Melvin Newbern ('89-90)	167
3. Ray Williams ('76-77)	166
4. Kevin Burleson ('01-02)	141
4. Melvin Newbern ('88-89)	135
6. Ray Williams ('75-76)	130
7. Arriel McDonald ('90-91)	126
8. Terrance Simmons ('00-01)	124
9. Arriel McDonald ('92-93)	122
10. Arriel McDonald ('91-92)	120

SEASON RECORDS

BIG TEN GAMES ONLY

STEALS

Name	Steals
1. Melvin Newbern ('88-89)	62
2. Travarus Bennett ('01-02)	37
3. James Jackson ('77-78)	36
4. Melvin Newbern ('89-90)	33
5. Quincy Lewis ('98-99)	32
6. Arriel McDonald ('92-93)	30
7. Quincy Lewis ('97-98)	29
Kevin Lynch ('90-91)	29
Trent Tucker ('80-81)	29
Darryl Mitchell ('81-82)	29
Walter Bond ('88-89)	29

ASSISTS

Name	Assists
1. Arriel McDonald ('93-94)	111
2. Ray Williams ('76-77)	106
3. Ray Williams ('75-76)	105
4. Melvin Newbern ('89-90)	100
5. Leo Rautins ('78-79)	76
6. Arriel McDonald ('92-93)	74
7. Marc Wilson ('82-83)	73
8. Arriel McDonald ('90-91)	70
9. Arriel McDonald ('91-92)	68
Kevin Burleson ('01-02)	68

RECORD WHEN...

Home	14-3
Away	3-8
Neutral	1-1
Nonconference	8-4
Conference	9-7
Leading at half	12-7
Trailing at half	6-4
Tied at half	0-1
Leading with 5:00 left	18-4
Trailing with 5:00 left	0-8
Tied with 5:00 left	0-0
Shooting 50% or better from the field	12-0
Shooting less than 50% from the field	6-12
Opp. shoot 50% or better from the field	1-1
Opp. shoot less than 50% from the field	16-12
Make more 3s than opponent	4-3
Opponent makes more 3s	13-7
3s are equal	1-2
More FT attempts than opponent	9-1
Opponent had more FT attempts	8-10
FT attempts are equal	1-1
Outrebound opponent	13-6
Outrebounded by opponent	4-6
Rebounds are equal	1-0
Fewer turnovers than opponent	13-4
More turnovers than opponent	3-7
Turnovers are equal	2-1
Bench outscores opponent's bench	10-6
Opponent's bench outscores MN bench	8-5
Bench points are equal	0-1
Score 70 points or more	16-2
Score less than 70 points	2-10
Hold opponent for less than 70 points	10-4
Opponent scores 70 points or more	8-8
Games decided by 1-5 points	3-4
Games decided by 6-10 points	3-3
Games decided by 11-15 points	1-0
Games decided by more than 15 points	11-5
November	3-1
December	4-3
January	5-3
February	4-4
March	2-2
Bauer scores in double figures	13-4
Holman scores in double figures	10-2
On ESPN or ESPN2	1-2
On ESPN Regional	10-6
On CBS	0-1
Miscellaneous Stats	
Current streak	Won 1
Homecourt streak	Won 1
Neutral streak	Lost 1
Road streak	Won 1

2001-02 STARTING LINEUPS

Games	Forward	Forward	Center	Guard	Guard	Record
1-2	Rychart	Bauer	Rickert	Fleming	Burleson	2-0
3-10, 12-17	Rychart	Bauer	Rickert	Bennett	Burleson	8-6
11	Rychart	Rickert	Holman	Bennett	Burleson	0-1
18-29	Rychart	Rickert	Holman	Bennett	Fleming	7-5
30	Rychart	Bennett	Rickert	Fleming	Burleson	1-0

MISCELLANEOUS STATISTICS

ATTENDANCE	G	Total	Average
Home	17	214,543	12,620
Away	11	131,760	11,978
Neutral	2	37,414	18,707
Total	30	383,717	12,791

DUNK-O-METER

Jerry Holman	31
Michael Bauer	10
Rick Rickert	10
Maurice Hargrow	4
Kevin Burleson	3
Dusty Rychart	1
Steve Esselink	1

DOUBLE-DOUBLES

Dusty Rychart	6
Rick Rickert	2
Travarus Bennett	2

DOUBLE-FIGURE SCORING

Dusty Rychart	21
Rick Rickert	21
Michael Bauer	17
Travarus Bennett	13
Jerry Holman	12
Kevin Burleson	6
Kerwin Fleming	3
Maurice Hargrow	1
Steve Esselink	1

20-POINT GAMES

Rick Rickert	6
Dusty Rychart	4
Travarus Bennett	2
Kevin Burleson	1

DOUBLE-FIGURE REBOUNDS

Dusty Rychart	6
Rick Rickert	2
Travarus Bennett	2

DOUBLE-FIGURE ASSISTS

Kevin Burleson	1
----------------	---

GAMES MISSED DUE TO INJURY/ILLNESS

Maurice Hargrow	2
Kerwin Fleming	1

FOULED OUT

Kevin Burleson	4
Kerwin Fleming	3
Rick Rickert	3
Dusty Rychart	2
Jerry Holman	2
Michael Bauer	1

2001-02 GOLDEN GOPHER ROSTER

NO.	NAME	POS	HT	WT	YR	PPG	RPG	NOTE
1/4	Rick Rickert	F	6-10	202	Fr.	14.3	5.1	top freshman scorer in Big Ten
3	Aaron Robinson	G	5-9	160	Fr.	0.8	0.5	scored 4 points in Big Ten Tourney
5	Wade Hokenson	G	5-9	160	So.	0.0	0.4	walk-on; has played in 10 games
11	Maurice Hargrow	G	6-4	175	Fr.	3.7	1.1	had 6 points vs. Illinois in Big Ten Tourney
12	Kevin Burleson**	G	6-3	190	Jr.	6.6	2.2	2 dbl-figure scoring games in BTT
15	Kerwin Fleming*	G	6-3	180	Sr.	7.1	2.4	tied a season-high with 4 assists vs. Wis.
21	Travarus Bennett*	F	6-7	205	Sr.	9.2	5.5	has 21 steals in last 5 games
24	Tyree Bolden	F	6-5	190	So.	0.5	0.9	walk-on; has played in 10 games
30	Justin Lorang	G/F	6-5	190	Sr.	1.4	0.5	walk-on; has played in 11 games
31	Steve Esselink	F	6-6	191	So.	2.4	0.8	had 3 points in 8 min. vs Ill. in BTT
35	Randy Chall	F	6-5	215	So.	0.3	0.5	walk-on; has played in nine games
40	Jerry Holman	F/C	6-10	218	Jr.	9.0	3.8	career high 22 pts. vs. New Mexico
41	Michael Bauer*	F	6-8	205	So.	9.6	3.6	led team with 17 points vs. NU
42	Jeff Hagen*	C	6-11	250	So.	na	na	redshirting the 2001-02 season
45	Dusty Rychart***	F	6-7	210	Sr.	13.0	6.6	had 46 pts on 19-27 fg in BTT

* Number of letters earned

#41 MICHAEL BAUER

Forward • So. • 6-8 • 205 • Hastings, Minn. • Hastings HS

Last Two Games: Had seven points, four rebounds and tied a career high with four assists in 15 minutes vs. New Mexico (3/13) • had two points and four rebounds in 21 minutes vs. Illinois in Big Ten Tournament (3/8).

Notable: One of three team captains • scored 10 points, and was 2-of-5 from three-point range vs. Illinois (3/3) • was a perfect 6-of-6 from the field, 3-of-3 from three-point range, and led the team with 17 points vs. Northwestern (2/27) • had 10 second-half points and grabbed five rebounds at Penn State (2/23) • scored 10 points in 12 minutes at Iowa (2/9) • had 11 points in 14 minutes and was 3-of-4 from beyond the arc vs. Indiana (2/2) • came off the bench for the second straight game and scored 12 points on 5-of-8 shooting and dished out three assists vs. Penn State (1/30) • led team with 17 points at Michigan (1/19) • scored 15 points, grabbed seven rebounds and blocked two shots vs. Michigan (1/9) • had 12 points, three assists, three rebounds and four blocks in season-high 33 minutes vs. Michigan State (1/5) • led team with 16 points at Illinois (1/2) • came off the bench for the first time at Texas Tech due to an ankle injury, scored six points and grabbed six boards • had 15 points, four rebounds, three assists, three blocks and a steal vs. Nebraska • had 15 points, on 5-of-8 shooting, three assists and a career-high three steals in 19 minutes vs. Maryland-Eastern Shore • had 13 points, four rebounds and two blocks vs. UT-Pan American • scored 11 points and grabbed five rebounds at Wake Forest • led the team for the third straight game in scoring with 17 points against Eastern Washington • was 6-of-9 from the floor, 2-of-4 from three-point range • led the team for the second straight game with 19 points against UNC-Asheville • led team with 18 points and grabbed eight boards vs. Mercer • was 8-of-12 from the floor and 2-of-3 from three-point range • last season, suffered a season-ending injury (broken forearm) after scoring 12 points and grabbing eight rebounds in loss to Purdue (1/27/01).

Milestones: Ranks 10th in career three-point field goals with 79 • scored his 500th career point at Penn State on Feb. 23 • set school season record for three-point field goal percentage with a .415 mark (34-82) in 2001 • has scored in double figures 32 times in his career • has recorded double-digit rebounds in two games during his career.

CAREER HIGHS

Minutes: 35 vs. Georgia (11/19/00)
Points: 21 vs. Georgia (11/19/00)
Rebounds: 12 vs. Morris Brown (12/4/00)
Assists: 4 - three times; last vs. New Mexico (3/13/02)
Steals: 3 vs. Maryland-Eastern Shore (12/13/01)
Blocks: 4 - three times; last vs. MSU (1/5/02)

SEASON HIGHS

Minutes: 33 - two times; last at Wisconsin (1/16/02)
Points: 19 vs. UNC-Asheville (11/21/01)
Rebounds: 8 vs. Mercer (11/17/01)
Assists: 4 vs. New Mexico (3/13/02)
Steals: 3 vs. Maryland-Eastern Shore (12/13/01)
Blocks: 4 vs. Michigan State (1/5/02)

2001-02 Game-by-Game

Opponent (Date)	Start	Min.	Fg-Fa	3g-3a	Ftm-Fta	O-D/T	Pf.Asst.	To.	Blk.	Stl.	Pts.
Mercer (11/17)	Y	25	7-16	3-8	1-3	4-4/8	2 1	1	1	1	18
UNC-Asheville (11/21)	Y	26	8-12	2-3	1-1	1-1/2	2 3	0	1	0	19
E. Washington (11/24)	Y	24	6-9	2-4	3-4	0-2/2	1 0	2	1	1	17
at Wake Forest (11/27)	Y	26	4-14	3-9	0-0	2-3/5	3 0	2	0	0	11
UT-Pan American (12/1)	Y	29	3-6	1-3	6-6	1-3/4	2 1	1	2	0	13
UNC-Wilmington (12/4)	Y	31	0-7	0-2	3-4	3-5/5	2 1	2	2	0	3
at Georgia (12/7)	Y	22	1-7	0-5	0-0	2-2/4	1 1	2	2	1	2
Oregon (12/10)	Y	24	1-7	0-3	0-0	3-4/7	2 0	0	1	0	2
Maryland-ES (12/13)	Y	19	5-8	2-3	3-5	0-2/2	4 3	1	1	3	15
Nebraska (12/22)	Y	25	5-10	3-8	2-2	0-4/4	2 3	1	3	1	15
at Texas Tech (12/30)	N	21	2-5	0-3	2-2	1-5/6	5 0	2	0	0	6
at Illinois (1/2)	Y	29	6-13	1-3	3-4	1-3/4	3 1	3	1	2	16
Michigan State (1/5)	Y	33	4-9	3-6	1-3	1-2/3	2 3	1	4	0	12
Michigan (1/9)	Y	27	6-8	2-2	1-2	1-6/7	0 2	3	2	0	15
at Purdue (1/12)	Y	22	2-4	0-1	0-0	1-2/3	1 3	2	0	1	4
at Wisconsin (1/16)	Y	33	3-6	1-3	0-0	2-5/7	3 1	4	2	1	7
at Michigan (1/19)	Y	30	7-15	3-7	0-0	1-1/2	2 2	3	0	0	17
Ohio State (1/26)	N	16	2-7	1-4	1-2	0-0/0	1 0	1	0	0	6
Penn State (1/30)	N	19	5-8	0-2	2-2	0-2/2	1 3	2	0	1	12
Indiana (2/2)	N	14	4-6	3-4	0-0	0-0/0	3 2	1	1	0	11
at Iowa (2/9)	N	12	3-7	2-5	2-2	0-0/0	2 0	2	0	1	10
at Northwestern (2/13)	N	16	2-6	0-2	0-0	2-1/3	4 0	0	0	0	4
Wisconsin (2/16)	N	19	3-4	1-2	0-0	0-5/5	1 0	2	0	0	7
at Michigan State (2/21)	N	27	0-6	0-2	0-0	1-1/2	3 1	0	1	0	0
at Penn State (2/23)	N	23	3-10	2-6	2-2	3-2/5	0 1	0	1	0	10
Northwestern (2/27)	N	20	6-6	3-3	2-2	1-3/4	2 1	1	0	0	17
Illinois (3/3)	N	24	4-10	2-5	0-0	1-2/3	1 0	1	0	1	10
vs. Penn State (3/7)	N	18	0-7	0-3	0-0	0-2/2	2 1	0	0	2	0
vs. Illinois (3/8)	N	21	0-4	0-1	2-3	0-4/4	2 1	1	0	0	2
New Mexico (3/13)	N	15	3-6	0-0	1-1	1-3/4	4 4	1	0	1	7

2000-01 Game-by-Game

Opponent (Date)	Start	Min.	Fg-Fa	3g-3a	Ftm-Fta	O-D/T	Pf.Asst.	To.	Blk.	Stl.	Pts.		
UNCG (11/17)	Y	33	2-6	1-2	2-2	3-3/6	2 2	2	1	0	7		
Georgia (11/19)	Y	35	6-12	2-5	7-8	1-2/3	4 2	0	1	0	21		
vs. Hawaii Pac (11/24)	Y	26	1-6	0-1	3-4	2-4/6	2 0	1	1	0	5		
vs. TCU (11/25)	N	13	0-4	0-1	0-0	0-0/0	0 0	2	1	0	0		
vs. Georgetown (11/26)	N	21	6-13	3-6	2-3	1-2/3	5 0	0	1	0	17		
at Florida State (11/29)	N	20	3-6	2-2	0-0	1-0/1	4 1	1	1	2	8		
Morris Brown (12/4)	Y	31	5-12	1-2	0-0	4-8/12	1 1	0	3	0	11		
vs. Marquette (12/7)	N	28	6-14	2-8	0-0	3-7/10	4 4	2	1	2	14		
Bethune Cook (12/9)	Y	28	5-11	1-3	7-8	1-5/6	2 2	0	1	0	18		
La Tech (12/12)	N	18	4-6	1-3	1-1	0-2/2	2 2	2	2	2	10		
Dartmouth (12/22)	Y	27	2-7	1-2	2-3	2-3/5	2 1	3	2	1	7		
Nebraska (12/28)	N	34	5-13	1-6	3-5	3-5/8	3 4	0	4	0	14		
Centenary (12/30)	Y	21	4-7	2-4	2-5	2-1/3	0 0	0	4	2	12		
at Illinois (1/3)	Y	24	4-7	2-4	0-0	0-1/1	2 2	2	1	2	10		
Wisconsin (1/6)	Y	27	4-7	3-5	0-0	2-6/8	4 3	5	0	1	11		
at Ohio State (1/13)	Y	32	4-10	3-7	4-4	0-3/3	2 1	0	1	1	15		
Purdue (1/17)	Y	28	4-11	2-7	2-4	1-5/6	1 2	1	1	0	12		
Indiana (1/20)	N	33	7-12	5-8	0-0	0-1/1	4 0	2	3	2	19		
Iowa (1/24)	Y	28	2-8	0-2	1-3	1-2/2	2 0	1	1	0	5		
at Purdue (1/27)	Y	20	5-11	2-4	0-0	3-5/8	1 2	1	0	2	12		
Totals		13/20	527	79-183	34-82	36-50	30-65/95	47	29	25	30	17	228

1999-2000 Game-by-Game

Opponent (Date)	Start	Min.	Fg-Fa	3g-3a	Ftm-Fta	O-D/T	Pf.Asst.	To.	Blk.	Stl.	Pts.		
at Oregon (12/18)	N	11	2-2	1-1	0-0	1-3/4	1 0	0	0	1	5		
Furman (12/23)	N	12	0-4	0-0	0-4	2-2/4	1 0	1	0	1	0		
at Georgia (12/28)	N	12	4-5	3-4	2-2	0-6/6	0 0	1	1	1	13		
at Nebraska (12/31)	N	9	1-2	0-0	0-0	0-2/2	3 1	1	1	0	2		
Michigan (1/5)	N	10	3-4	1-1	0-0	1-1/2	2 1	0	0	1	2		
Totals		0/5	54	10-17	5-6	2-6	4-14/18	7	2	3	2	4	27

Bauer's Career Statistics

Season	Gp	Gs	Min	Avg	Fg-Fga	Pct	3-POINT			REBOUNDS									
							Fg-Fga	Pct.	Ft-Fta	Pct.	O-D/Tot	Avg	Asst	TO	Blk	ST	Pf/Dq	Pts	Avg
1999-00	5	0	54	10.8	10-17	588	5-6	.833	2-6	.333	4-14/18	3.6	2	3	2	4	7/0	27	5.4
<i>Medical Redshirt</i>																			
2000-01	20	13	527	26.4	79-183	432	34-82	.415	36-50	.720	30-65/95	4.8	29	25	30	17	47/1	228	11.4
2001-02	30	16	690	23.0	105-243	432	40-112	.357	38-50	.760	33-76/109	3.6	39	42	26	17	63/1	288	9.6
Career	55	30	1,271	23.1	194-443	438	79-200	.395	76-106	.717	67-155/222	4.1	70	70	58	38	117/2	543	9.9

#21 TRAVARUS BENNETT

Forward • Sr. • 6-7 • 205 • Rosedale, Miss. • SW Missouri St.-West Plains/West Bolivar HS

Last Two Games: Set career highs with 23 points and 15 rebounds vs. New Mexico (3/13), also had five steals • had 11 points, four rebounds, two assists and three steals in a season-high 35 minutes vs. Illinois in Big Ten Tournament (3/8).

Notable: Scored 15 points, grabbed eight offensive rebounds, dished out four assists and had three steals in a career-high 35 minutes vs. Illinois (3/3) • had 16 points, seven rebounds, a career-high five assists, two blocks and tied a career-high with six steals vs. Northwestern (2/27) • had 14 points, nine rebounds, two assists, one block and one steal at Penn State (2/23) • was limited to 18 minutes vs. Northwestern (2/13) because of a sprained ankle, had two points, three boards, two blocks and two steals • had 11 points, five rebounds, two assists, a block and four steals in a career-high 35 minutes at Iowa (2/9) • had four points, eight rebounds, two assists, three blocks and four steals in a season-high 34 minutes vs. Indiana (2/2) • scored a career-high 21 points on 6-of-6 from the field and 6-of-6 from the line, grabbed seven boards and had two assists, two steals and a block vs. Ohio State (1/26) • named Big Ten Co-Player of the Week on Jan. 28 for his perfect game against OSU (1/26) • had four points, four rebounds and tied a season-high with four steals at Michigan (1/19) • had seven points and four steals vs. Michigan State (1/5) • recorded his first double-double of the season with 15 points and 10 rebounds at Texas Tech in 33 minutes • scored eight points and tied a season high with four steals vs. Nebraska • scored 16 points on 4-of-4 shooting, 3-of-3 from beyond the arc vs. Maryland-Eastern Shore • had 11 points, five rebounds and two steals vs. Oregon • scored a career-high 19 points vs. UT-Pan American • was 5-of-8 from the field, 3-of-4 on three-pointers and 6-of-6 from the line • also had three blocks • scored 12 points and grabbed a season-high seven rebounds in 30 minutes at Wake Forest • started for the first time this season vs. Eastern Washington and scored seven points • had four steals and two blocks vs. EWU • scored 11 points on 5-of-7 shooting in 18 minutes vs. UNC-Asheville • also had five rebounds and four steals against the Bulldogs • saw his first action of the season against Mercer, playing 15 minutes, had four assists and three steals and one point.

Milestones: First Big Ten Defensive Player of the Year in school history • has scored in double figures in 17 career games • has recorded four games of double-digit rebounds • scored 300th career point vs. Ohio State.

CAREER HIGHS

Minutes: 35 - four times; last vs. Illinois (3/8/02)

Points: 23 vs. New Mexico (3/13/02)

Rebounds: 15 vs. New Mexico (3/13/02)

Assists: 5 vs. Northwestern (2/27/02)

Steals: 6 - two times; last vs. Northwestern (2/27/02)

Blocks: 3 - three times; last vs. Indiana (2/2/02)

SEASON HIGHS

Minutes: 35 - three times; last vs. Illinois (3/8/02)

Points: 23 vs. New Mexico (3/13/02)

Rebounds: 15 vs. New Mexico (3/13/02)

Assists: 5 vs. Northwestern (2/27/02)

Steals: 6 vs. Northwestern (2/27/02)

Blocks: 3 - two times; last vs. Indiana (2/2/02)

2001-02 Game-by-Game

Opponent (Date)	Start	Min.	Fg-Fa	3g-3a	Ftm-Fta	O-D/T	Pf.	Asst.	To.	Blk.	Stl.	Pts.
Mercer (11/17)	N	15	0-3	0-1	1-2	1-0/1	1	4	1	0	3	1
UNC-Asheville (11/21)	N	18	5-7	0-0	1-2	3-2/5	1	1	1	0	4	11
E. Washington (11/24)	Y	24	3-10	1-6	0-0	1-2/3	1	1	0	2	4	7
at Wake Forest (11/27)	Y	30	4-9	1-3	3-3	4-3/7	3	0	1	0	1	12
UT-Pan American (12/1)	Y	30	5-8	3-4	6-6	3-1/4	3	0	2	3	1	19
UNC-Wilmington (12/4)	Y	18	0-1	0-0	0-0	0-0/0	4	0	1	1	0	0
at Georgia (12/7)	Y	28	3-7	1-4	1-2	3-3/6	1	2	3	1	1	8
Oregon (12/10)	Y	30	3-6	1-3	4-6	4-1/5	2	0	0	0	2	11
Maryland-ES (12/13)	Y	23	4-4	3-3	5-6	2-0/2	1	2	1	0	2	16
Nebraska (12/22)	Y	28	1-2	1-1	5-7	2-3/5	2	1	0	0	4	8
at Texas Tech (12/30)	Y	33	6-14	3-7	0-2	6-4/10	3	3	0	0	1	15
at Illinois (1/2)	Y	28	2-6	0-1	2-3	2-5/7	1	3	2	1	0	6
Michigan State (1/5)	Y	30	1-4	0-1	5-7	1-2/3	4	1	1	0	4	7
Michigan (1/9)	Y	26	1-1	1-1	2-2	0-3/3	3	3	3	0	3	5
at Purdue (1/12)	Y	24	2-4	1-1	2-2	2-4/6	4	2	1	0	2	7
at Wisconsin (1/16)	Y	32	2-4	0-1	5-6	2-6/8	4	3	1	1	1	9
at Michigan (1/19)	Y	26	1-2	1-1	0-0	2-2/4	4	1	1	0	4	4
Ohio State (1/26)	Y	29	6-6	3-3	6-6	1-6/7	3	2	0	1	2	21
Penn State (1/30)	Y	20	2-5	0-2	0-0	2-2/4	2	2	0	0	1	4
Indiana (2/2)	Y	34	1-3	1-3	1-2	0-8/8	2	2	0	3	4	4
at Iowa (2/9)	Y	35	5-7	1-1	0-0	1-4/5	1	2	3	1	4	11
at Northwestern	Y	18	1-2	0-1	0-0	0-3/3	1	1	2	2	2	2
Wisconsin (2/16)	Y	29	1-1	0-0	0-0	1-3/4	4	0	3	1	0	2
at Michigan State (2/21)	Y	26	2-7	0-4	0-0	2-2/4	4	0	1	0	0	4
at Penn State (2/23)	Y	28	4-6	3-4	3-4	3-6/9	3	2	0	1	1	14
Northwestern (2/27)	Y	34	5-8	2-3	4-5	3-4/7	1	5	1	2	6	16
Illinois (3/3)	Y	35	5-11	3-5	2-2	8-0/8	3	4	2	0	3	15
vs. Penn State (3/7)	Y	31	1-4	0-2	2-3	2-7/9	3	1	1	1	4	4
vs. Illinois (3/8)	Y	35	3-5	3-4	2-2	1-3/4	1	2	2	0	3	11
New Mexico (3/13)	Y	32	7-12	1-3	8-10	6-9/15	3	0	2	0	5	23

2000-01 Game-by-Game

Opponent (Date)	Start	Min.	Fg-Fa	3g-3a	Ftm-Fta	O-D/T	Pf.	Asst.	To.	Blk.	Stl.	Pts.	
UNCG (11/17)	N	15	3-5	2-2	0-0	1-3/4	0	3	0	0	0	8	
Georgia (11/19)	N	11	1-1	1-1	0-0	0-1/1	3	1	1	0	0	3	
vs. Hawaii Pac (11/24)	N	9	1-2	1-1	0-0	2-2/4	2	0	3	0	1	3	
vs. TCU (11/25)	N	11	0-1	0-1	1-2	0-3/3	2	3	0	1	0	1	
vs. Georgetown (11/26)	N	13	2-4	1-2	4-6	2-4/6	1	0	0	0	0	9	
at Florida State (11/29)	N	14	5-6	2-3	0-0	0-3/3	1	0	1	0	0	12	
Morris Brown (12/4)	N	14	1-4	0-1	0-1	1-0/1	2	1	0	1	0	2	
at Marquette (12/7)	N	16	2-4	1-3	0-0	2-0/2	1	0	0	0	1	5	
Bethune Cook (12/9)	N	12	1-1	0-0	0-0	0-1/1	2	1	1	1	0	2	
La Tech (12/12)	N	11	0-4	0-2	0-0	1-0/1	3	1	1	1	1	0	
Dartmouth (12/22)	N	21	0-1	0-1	0-1	0-2/2	2	0	0	0	3	0	
Nebraska (12/28)	N	14	0-4	0-4	0-0	0-2/2	2	0	0	0	3	0	
Centenary (12/30)	N	19	1-3	1-2	0-0	2-6/8	2	3	0	2	1	3	
at Illinois (1/3)	N	16	1-1	0-0	0-0	1-3/4	3	2	2	1	0	2	
Wisconsin (1/6)	N	10	0-1	0-0	0-0	1-0/1	1	0	0	0	0	0	
at Ohio State (1/13)	N	15	0-2	0-1	0-0	3-2/5	0	0	2	0	1	0	
Purdue (1/17)	N	12	0-0	0-0	0-0	0-3/3	2	0	0	0	0	0	
Indiana (1/20)	N	19	0-3	0-2	2-2	0-1/1	1	2	1	0	2	2	
Iowa (1/24)	N	19	3-4	1-2	0-0	0-2/2	4	0	1	0	4	7	
at Purdue (1/27)	N	20	1-6	0-1	0-0	0-1/1	3	0	0	1	0	2	
at Iowa (1/31)	N	21	0-6	0-3	0-0	0-5/5	1	1	2	0	0	0	
Ohio State (2/3)	N	18	1-3	0-1	2-2	2-1/3	2	1	0	0	3	4	
at Northwestern (2/6)	N	31	7-11	0-1	2-4	6-5/11	2	2	0	1	2	16	
Michigan State (2/10)													
Did Not Play													
Penn State (2/14)	N	22	3-6	1-1	0-0	3-5/8	0	0	1	1	1	7	
at Michigan (2/17)	Y	25	6-8	4-4	2-2	3-3/6	5	0	2	0	1	18	
at Wisconsin (2/21)	Y	33	2-4	0-2	0-0	0-5/5	3	2	0	0	0	4	
at Indiana (2/28)	Y	30	2-4	2-4	2-2	3-2/5	4	1	0	1	0	8	
Illinois (3/4)	Y	33	4-7	1-3	0-0	2-5/7	1	1	0	1	2	9	
Purdue (3/8)	Y	23	0-4	0-1	0-0	0-2/2	5	0	1	0	2	0	
Villanova (3/14)	Y	34	3-9	1-3	4-6	2-10/12	3	0	0	0	1	11	
Tulsa (3/19)	Y	35	1-8	0-2	1-2	6-6/12	2	3	2	3	6	3	
Totals		7/31	596	51-127	19-54	20-29	43-88/131	65	28	21	16	35	141

Bennett's Career Statistics

Season	Gp	Gs	Min	Avg	3-POINT				REBOUNDS										
					Fg-Fga	Pct.	Ft-Fta	Pct.	O-D/Tot	Avg	Asst	TO	Blk	ST	Pf/Dg	Pts	Avg		
2000-01	31	7	596	19.2	51-127	.402	19-54	.351	20-29	690	43-88/131	4.2	28	21	16	35	65/2	141	4.5
2001-02	30	28	829	27.6	86-169	.509	34-73	.466	70-90	778	68-98/166	5.5	50	36	21	72	73/0	276	9.2
Career	61	35	1,425	23.4	137-296	.463	53-127	.417	90-119	.756	111-186/297	4.9	78	57	37	107	138/2	417	6.8

#12 KEVIN BURLESON

Guard • Jr. • 6-3 • 190 • Seattle, Wash. • O'Dea HS

Last Two Games: Had two points, six assists, two steals and no turnovers in 28 minutes vs. New Mexico (3/13) • scored 10 points and dished out four assists vs. Illinois in Big Ten Tournament (3/8).
Notable: One of three team captains • had 16 points, was 3-of-3 from beyond the arc, and had two steals vs. Penn State in Big Ten Tournament (3/7).had six points, six assists and a season-high five steals at Penn State (2/23) • dished out nine assists to go along with six points, two blocks and two steals vs. Ohio State (1/26) • had six points, eight assists and a season-high four rebounds at Michigan (1/19) • scored a career-high 24 points, on 7-of-13 shooting, with five assists and a steal at Purdue (1/12) • scored 19 points (16 in the second half), grabbed three boards, dished out four assists and registered a block vs. Michigan (1/9) • had six points and five assists in 34 minutes at Texas Tech • had nine points and five assists vs. Nebraska • dished out eight assists to go along with five points and a steal vs. Maryland-Eastern Shore • had six points, five assists and four steals vs. Oregon • had eight points, five assists and two steals vs. UNC-Wilmington • had 10 points, six assists and four steals vs. UT-Pan American in 30 minutes of action • third in the Big Ten with 44 assists • scored a season-high 12 points and had four assists at Wake Forest • scored six points and added eight assists vs. Eastern Washington • had a career-high 11 assists (previous high was seven), against just one turnover vs. UNC-Asheville • it was the most assists by a Gopher since J.B. Bickerstaff had 10 on Nov. 24, 2000 at Hawaii-Pacific • first player to record more than 10 assists since Arriel McDonald dished 13 assists against Iowa on March 5, 1994 (game went to triple overtime) • 11 assists rank in a tie for the sixth-best game total in school history.
Milestones: Is seventh in school history with 275 career assists • has the fourth-most assists in a season in school history with 141 • currently fifth in school history with 111 career three-pointers and fourth with 334 three-point attempts • scored his 600th career point at Penn State on Feb. 23 • recorded his 200th career assist at Illinois (1/2/02) • has scored in double figures in 23 games in his career.

CAREER HIGHS

Minutes: 37 - two times; last vs. Tulsa (3/19/01)
Points: 24 at Purdue (1/12/02)
Rebounds: 8 vs. Furman (12/23/99)
Assists: 11 vs. UNC-Asheville (11/21/01)
Steals: 6 at Indiana (2/28/01)
Blocks: 2 - four times, last at Northwestern (2/13/02)

SEASON HIGHS

Minutes: 34 at Texas Tech (12/30/01)
Points: 24 at Purdue (1/12/02)
Rebounds: 5 at Texas Tech (12/30/01)
Assists: 11 vs. UNC-Asheville (11/21/01)
Steals: 5 at Penn State (2/23/02)
Blocks: 2 - two times; last at Northwestern (2/13/02)

2001-02 Game-by-Game

Opponent (Date)	Start	Min.	Fg-Fa	3g-3a	Ftm-Fta	O-D/T	Pt. Ass.	To.	Blk.	Stl.	Pts.
Mercer (11/17)	Y	23	1-5	1-5	1-2	1-2/3	3 4	2	0	2	4
UNC-Asheville (11/21)	Y	23	0-3	0-1	0-0	2-0/2	0 11	1	0	2	0
E. Washington (11/24)	Y	24	2-5	2-5	0-0	1-1/2	2 8	3	0	1	6
at Wake Forest (11/27)	Y	29	4-16	2-8	2-3	0-0/0	4 4	2	1	1	12
UT-Pan American (12/1)	Y	30	3-4	2-2	2-2	1-2/3	1 6	2	1	4	10
UNC-Wilmington (12/4)	Y	29	3-8	1-4	1-2	0-2/2	4 5	3	0	2	8
at Georgia (12/7)	Y	22	2-6	0-2	0-0	0-0/0	3 1	1	0	1	4
Oregon (12/10)	Y	30	3-11	0-5	0-0	0-1/1	2 5	2	0	4	6
Maryland-ES (12/13)	Y	22	1-2	0-0	3-4	1-3/4	2 8	0	1	1	5
Nebraska (12/22)	Y	26	3-4	2-3	1-1	0-0/0	2 5	1	0	1	9
at Texas Tech (12/30)	Y	34	2-12	1-6	1-2	3-2/5	5 5	2	1	0	6
at Illinois (1/2)	Y	25	0-2	0-1	0-0	0-2/2	0 4	1	0	0	0
Michigan State (1/5)	Y	23	1-6	0-4	3-4	0-2/2	1 2	4	0	2	5
Michigan (1/9)	Y	25	5-8	3-4	6-6	1-2/3	3 4	4	1	0	19
at Purdue (1/12)	Y	32	7-13	3-7	7-10	0-3/3	1 5	1	0	1	24
at Wisconsin (1/16)	Y	23	1-6	0-2	0-0	0-0/0	5 3	3	0	1	2
at Michigan (1/19)	Y	33	2-6	0-3	2-2	0-4/4	0 8	5	0	0	6
Ohio State (1/26)	N	28	2-3	0-1	2-4	0-1/1	4 9	1	2	2	6
Penn State (1/30)	N	24	0-0	0-0	2-2	2-0/2	2 5	1	0	1	2
Indiana (2/2)	N	21	1-3	1-1	0-0	0-3/3	3 4	0	0	2	3
at Iowa (2/9)	N	22	2-4	0-2	2-3	1-2/3	5 4	0	0	1	6
at Northwestern (2/13)	N	24	2-5	1-4	0-0	0-3/3	2 4	1	2	1	5
Wisconsin (2/16)	N	21	1-6	0-4	0-0	0-0/0	3 3	1	0	1	2
at Michigan State (2/21)	N	24	2-4	2-3	0-0	1-1/2	5 3	2	0	2	6
at Penn State (2/23)	N	30	2-3	0-0	2-2	2-1/3	1 6	3	0	5	6
Northwestern (2/27)	N	14	1-3	1-2	2-2	1-2/3	1 2	1	0	1	5
Illinois (3/3)	N	19	1-4	0-3	0-0	0-3/3	1 2	3	1	0	2
vs. Penn State (3/7)	N	27	5-9	3-3	3-4	1-1/2	2 1	3	0	2	16
vs. Illinois (3/8)	N	28	3-8	1-4	3-5	0-1/1	4 4	2	0	0	10
New Mexico	Y	28	0-0	0-0	2-2	1-3/4	2 6	0	0	2	2

Burleson's Career Statistics

Season	Gp	Gs	Min	Avg	Fg-Fga	Pct	3-POINT		Ft-Fta	Pct	REBOUNDS		Asst	TO	Blk	ST	PFDg	Pts	Avg
							Fg-Fga	Pct			O-D/Tot	Avg							
1998-99																			
1999-2000	28	23	696	24.9	81-222	365	44-136	324	40-46	870	28-46/74	2.6	57	39	8	27	78/5	246	8.8
2000-01	31	10	655	21.1	62-164	378	41-108	380	31-47	660	16-38/54	1.7	77	49	5	32	84/4	196	6.3
2001-02	30	18	760	25.3	62-169	367	26-89	292	47-62	758	19-47/66	2.2	141	55	10	43	73/4	197	6.6
Career	89	51	2,111	23.7	205-555	369	111-333	333	118-155	761	63-131/194	2.2	275	143	23	102	235/13	639	7.2

#12 KEVIN BURLESON

Guard • Jr. • 6-3 • 190 • Seattle, Wash. • O'Dea HS

2000-01 Game-by-Game

Opponent (Date)	Start	Min.	Fg-Fa	3g-3a	Ftm-Fta	O-D/T	Pf.Asst.	To.	Blk.	Stl.	Pts.	
UNCG (11/17)	N	18	3-6	0-2	1-1	0-0/0	2 4	0 0	2 7			
Georgia (11/19)	N	18	3-5	1-3	3-4	0-1/1	3 2	2 0	3 10			
vs. Hawaii Pac (11/24)	N	27	2-3	2-3	0-0	1-2/3	3 3	4 0	0 6			
vs. TCU (11/25)	N	17	2-2	2-2	2-2	1-1/2	2 3	0 0	0 8			
vs. Georgetown (11/26)	N	20	0-4	0-1	0-0	0-3/3	1 3	1 0	0 0			
at Florida State (11/29)	N	18	4-5	2-3	0-1	0-0/0	1 2	1 0	0 10			
Morris Brown (12/4)	N	25	2-4	1-3	2-2	0-5/5	3 3	1 1	1 7			
at Marquette (12/7)	N	24	0-2	0-2	0-0	0-1/1	3 6	0 0	2 0			
Bethune Cook (12/9)	N	18	1-3	0-2	1-2	1-2/3	2 3	1 0	2 3			
La Tech (12/12)	N	16	0-2	0-0	0-0	0-0/0	4 2	0 0	0 0			
Dartmouth (12/22)	N	17	3-5	2-3	0-0	0-3/3	1 2	2 2	0 8			
Nebraska (12/28)	N	15	1-4	1-2	0-1	1-0/1	2 1	1 1	1 3			
Centenary (12/30)	N	14	3-4	3-4	5-6	0-1/1	3 2	2 0	1 14			
at Illinois (1/3)	N	10	0-3	0-2	0-0	0-0/0	5 0	1 0	1 0			
Wisconsin (1/6)	N	22	1-5	1-4	1-2	0-1/1	3 4	0 1	1 4			
at Ohio State (1/13)	N	21	3-7	2-6	4-5	0-2/2	5 3	2 0	2 12			
Purdue (1/17)	N	17	0-3	0-1	2-2	1-3/4	3 1	2 0	2 2			
Indiana (1/20)	N	10	1-3	0-1	0-0	0-1/1	0 1	1 0	1 2			
Iowa (1/24)	Did Not Play											
at Purdue (1/27)	N	2	0-0	0-0	0-0	0-0/0	0 1	0 0	0 0			
at Iowa (1/31)	N	21	2-8	2-4	0-0	0-1/1	4 0	4 0	0 4			
Ohio State (2/3)	N	14	0-2	0-2	0-0	0-2/2	2 2	0 0	0 0			
at Northwestern (2/6)	Y	22	3-8	3-5	0-2	0-1/1	4 3	3 0	0 9			
Michigan State (2/10)	Y	37	4-7	3-5	5-7	1-1/2	5 4	1 0	2 16			
Penn State (2/14)	Y	20	1-8	1-5	0-0	1-0/1	2 3	4 0	0 3			
at Michigan (2/17)	Y	13	2-4	2-4	0-0	1-0/1	3 3	1 0	0 6			
at Wisconsin (2/21)	Y	30	5-9	4-8	0-1	0-2/2	2 4	2 0	2 14			
at Indiana (2/28)	Y	32	3-11	1-6	0-2	1-0/1	3 1	3 0	6 7			
Illinois (3/4)	Y	33	2-8	1-4	2-2	1-2/3	5 1	4 0	1 7			
Purdue (3/8)	Y	32	2-8	2-5	2-2	1-0/1	4 3	1 0	0 8			
Villanova (3/14)	Y	34	8-14	4-10	1-3	2-0/2	2 1	0 0	2 21			
Tulsa (3/19)	Y	37	1-7	1-5	0-0	3-3/6	4 4	1 0	3 3			
Totals		10/31	655	62-164	41-108	71-93	16-38/54	84	77	49	5 32 196	

1999-2000 Game-by-Game

Opponent (Date)	Start	Min.	Fg-Fa	3g-3a	Ftm-Fta	O-D/T	Pf.Asst.	To.	Blk.	Stl.	Pts.
UT-Arlington (11/20)	N	19	5-10	4-7	2-2	2-4/6	2 1	3 0	1 16		
Marquette (11/23)	Y	23	1-4	0-3	3-4	0-2/2	3 1	1 1	1 5		
Morehead St. (11/27)	Y	29	3-5	2-4	3-4	0-2/2	3 7	1 1	3 11		
Virginia (11/30)	Y	34	2-8	1-5	4-5	0-4/4	1 2	2 1	0 9		
Valparaiso (12/4)	Y	24	1-5	1-5	1-2	0-0/0	2 1	0 0	0 4		
Maine (12/11)	Y	23	5-8	1-2	0-0	2-3/5	4 3	1 0	1 11		
at Oregon (12/18)	Y	28	3-7	2-5	4-4	1-3/4	1 3	2 0	2 12		
Furman (12/23)	Y	24	3-8	2-6	0-0	3-5/8	2 3	1 0	0 8		
at Georgia (12/28)	Y	24	2-6	1-4	0-0	2-0/2	2 1	1 0	5 5		
at Nebraska (12/31)	Y	29	8-16	5-11	2-2	1-1/2	4 4	3 0	0 23		
Michigan (1/5)	Y	20	5-12	0-5	2-2	0-2/2	3 1	2 0	1 12		
at Ohio State (1/9)	Y	24	2-9	1-6	0-0	1-1/2	5 0	2 1	1 5		
Iowa (1/12)	Y	21	2-6	1-4	3-3	1-1/2	5 0	1 0	1 8		
at Indiana (1/15)	Y	30	3-11	3-6	2-2	0-1/1	2 1	0 0	1 11		
Purdue (1/19)	Y	29	3-9	1-3	2-2	0-1/1	4 3	2 0	0 9		
at Wisconsin (1/22)	Y	21	0-5	0-3	0-0	0-1/1	5 0	3 0	0 0		
at Penn State (1/26)	Y	35	2-9	2-7	0-0	1-2/3	3 5	1 2	1 6		
Northwestern (1/29)	Y	21	2-6	2-5	2-2	2-2/4	3 1	2 0	0 8		
at Illinois (2/2)	Y	18	1-5	1-3	2-2	0-0/0	3 0	1 0	1 5		
Wisconsin (2/5)	Y	17	2-6	0-3	1-1	0-0/0	1 0	1 0	0 5		
Indiana (2/9)	Y	26	3-9	2-4	2-2	0-1/1	2 5	1 1	1 10		
Illinois (2/17)	Y	32	2-10	3-6	2-2	1-3/4	1 1	2 0	1 15		
at Purdue (2/19)	Y	29	3-13	1-6	1-2	3-1/4	4 3	1 0	2 8		
at Seton Hall (2/23)	N	23	2-8	1-7	0-0	2-0/2	1 0	4 0	0 5		
at Iowa (2/27)	Y	28	4-9	4-7	2-2	0-3/3	5 5	0 0	1 14		
at Michigan St. (3/2)	N	22	1-5	1-4	0-0	1-1/2	1 3	0 1	1 3		
Ohio State (3/4)	N	16	4-8	1-3	0-1	3-0/3	5 0	0 0	0 9		
vs. Iowa (3/9)	N	27	4-5	1-2	0-0	2-2/4	1 3	1 0	2 9		
Totals		23/28	696	81-222	44-136	40-46	28-46/74	78	57	39	8 27 246

#31 STEVE ESSELINK

Forward • So. • 6-6 • 191 • Hills, Minn. • Augustana/Hills-Beaver Creek HS

Last Two Games: Had one point and one assist vs. New Mexico (3/13) • had three points in eight minutes vs. Illinois in Big Ten Tournament (3/8).

Notable: Had five points in 11 minutes at Penn State (2/23) • scored six points in eight minutes at Michigan State (2/21) • scored four points and dished out three assists vs. Penn State (1/30) in 11 minutes • hit a big three-pointer in second half at Purdue (1/12), also had two boards and a steal • scored five points in his first Big Ten game at Illinois (1/2) • had seven points and four assists at Texas Tech in a career-high 21 minutes • scored a career-high 12 points on 5-of-5 shooting, 2-of-2 from beyond the arc vs. Maryland-Eastern Shore • played nine minutes and had three assists vs. Oregon • scored five points in a career-high 14 minutes at Georgia • had five points, three rebounds and two assists vs. Eastern Washington • scored two points (his first as a Golden Gopher) and had three steals against UNC-Asheville • played 13 minutes vs. Mercer, was 0-3 from the field, grabbed three rebounds and added two assists • started both exhibitions • sat out the 2000-01 season due to NCAA transfer rules.

SEASON/CAREER HIGHS

Minutes: 21 at Texas Tech (12/30/01)
Points: 12 vs. Maryland-Eastern Shore (12/13/01)
Rebounds: 3 - three times; last vs. Nebraska (12/22/01)
Assists: 4 at Texas Tech (12/30/01)
Steals: 3 vs. UNC-Asheville (11/21/01)
Blocks: na

2001-02 Game-by-Game

Opponent (Date)	Start	Min.	Fg-Fa	3g-3a	Ftm-Fta	O-D/T	Pt. Asst.	To.	Blk.	Stl.	Pts.	
Mercer (11/17)	N	13	0-3	0-3	0-0	1-2/3	0 2	2 0	0 0	0 0	0	
UNC-Asheville (11/21)	N	10	1-6	0-2	0-0	1-0/1	1 1	0 0	3 2			
E. Washington (11/24)	N	9	2-2	1-1	0-0	0-3/3	0 2	0 0	0 0	0 5		
at Wake Forest (11/27)	N	1	0-0	0-0	0-0	0-0/0	0 0	0 0	0 0	0 0	0	
UT-Pan American	N	5	0-0	0-0	0-0	0-0/0	0 0	0 0	0 1	0 0		
UNC-Wilmington (12/4)	N		Did not play									
at Georgia (12/7)	N	14	2-4	1-2	0-0	1-1/2	0 1	1 0	0 0	0 5		
Oregon (12/10)	N	9	0-3	0-3	0-0	0-0/0	0 3	1 0	0 0	0 0		
Maryland-ES (12/13)	N	14	5-5	2-2	0-0	0-1/1	0 2	2 0	1 12			
Nebraska (12/22)	N	8	1-3	0-0	0-0	2-1/3	1 0	3 0	0 0	2 2		
at Texas Tech (12/30)	N	21	2-9	2-6	1-2	0-1/1	2 4	1 0	0 0	7 7		
at Illinois (1/2)	N	14	2-2	1-1	0-0	0-1/1	4 0	1 0	0 0	5 5		
Michigan State (1/5)	N	7	0-2	0-1	0-0	0-0/0	1 1	0 0	0 0	0 0		
Michigan (1/9)	N	5	0-0	0-0	0-0	0-0/0	0 2	1 0	0 0	0 0		
at Purdue (1/12)	N	5	1-1	1-1	0-0	1-1/2	0 0	1 0	1 1	3 3		
at Wisconsin (1/16)	N	4	0-0	0-0	0-0	0-0/0	0 0	2 0	0 0	0 0		
at Michigan (1/19)	N	2	0-1	0-1	0-0	0-0/0	0 0	1 0	0 0	0 0		
Ohio State (1/26)	N	1	0-0	0-0	0-0	0-0/0	0 0	0 0	0 0	0 0		
Penn State (1/30)	N	11	2-2	0-0	0-0	1-0/1	1 3	1 0	1 4			
Indiana (2/2)			Did not play									
at Iowa (2/9)	N	4	1-1	1-1	0-0	0-0/0	2 1	0 0	0 0	3 3		
at Northwestern (2/13)	N	3	0-0	0-0	0-0	0-0/0	1 0	0 0	0 0	0 0		
Wisconsin (2/16)	N	6	1-2	0-0	0-0	0-0/0	0 0	0 0	1 2			
at Michigan State (2/21)	N	8	2-3	1-2	1-2	1-0/1	0 0	1 0	0 0	6 6		
at Penn State (2/23)	N	11	2-4	1-2	0-0	0-0/0	2 1	3 0	1 5			
Northwestern (2/27)	N	4	0-2	0-1	0-0	1-0/1	1 0	0 0	0 0	0 0		
Illinois (3/3)	N	1	0-0	0-0	0-0	0-0/0	0 0	0 0	0 0	0 0		
vs. Penn State (3/7)	N	8	1-1	0-0	0-0	0-0/0	0 2	0 0	0 0	2 2		
vs. Illinois (3/8)	N	8	1-1	0-0	1-2	0-0/0	2 0	0 0	0 0	3 3		
New Mexico (3/13)	N	5	0-0	0-0	1-2	0-1/1	0 1	2 0	0 0	1 1		

Esselink's Career Statistics

Season	Gp	Gs	Min	Avg	3-POINT				REBOUNDS										
					Fg-Fga	Pct	Ft-Fta	Pct	O-D/Tot	Avg	Ass	TO	Blk	ST	Pf/Dq	Pts	Avg		
2001-02	28	0	231	7.5	26-57	.456	11-29	.379	4-8	.500	9-12/21	0.8	25	23	0	9	18/0	67	2.4

#15 KERWIN FLEMING

Guard • Sr. • 6-3 • 180 • Chicago, Ill. • Kennedy-King JC/Hillcrest HS

Last Two Games: Had seven points and three rebounds vs. New Mexico (3/13) • had seven points and two steals vs. Illinois in Big Ten Tournament (3/8).

Notable: Played a season-high 32 minutes and scored eight points and had two assists vs. Illinois (3/3) • scored 13 points at Michigan State (2/21) • had six points and tied a season-high with four assists vs. Wisconsin (2/16) • scored nine points, was 7-of-8 from the line, and had two steals at Iowa (2/9) • had 12 points, two assists and two steals in a season-high 31 minutes vs. Indiana (2/2) • had nine points and a season-high three assists in his first start since game two vs. Ohio State (1/26) • had nine points and two assists before fouling out at Wisconsin (1/16) • scored seven points, dished out two assists and hit a clutch three-pointer with under 1:00 left in 22 minutes vs. Michigan (1/9) • had six points, three rebounds, an assist and a steal in a season-high 28 minutes vs. Michigan State (1/5) • returned to the lineup at Illinois (1/2) and scored four points • sat out the Texas Tech game due to back spasms • had eight points and was 2-of-3 from beyond the arc in 20 minutes vs. Nebraska • scored eight points in 15 minutes vs. Maryland-Eastern Shore • had a season-high 14 points vs. Oregon in 23 minutes • scored five points and grabbed four rebounds at Georgia • had four points, five rebounds and two steals vs. UNC-Wilmington • had seven points and six rebounds vs. UT-Pan American • had a season-high nine points on 4-of-6 shooting and two assists at Wake Forest • had seven points, two assists, one block and one steal vs. Eastern Washington • scored six points vs. UNC-Asheville • scored five points vs. Mercer • last season, he finished 14th in Big Ten games with a .378 three-point field goal percentage • played in all 31 games, started one • scored 14 points in NIT win over Villanova (3/14/01) • scored a career-high 31 points in Big Ten Tournament vs. Purdue, just two points shy of the Big Ten Tournament single-game scoring record.

Milestones: Scored his 400th career point vs. Illinois (3/3) • has scored in double figures in 10 games during his career.

CAREER HIGHS

Minutes: 35 vs. Purdue (3/8/01)

Points: 31 vs. Purdue (3/8/01)

Rebounds: 9 vs. Michigan (2/17/01)

Assists: 3 - two times; last vs. Michigan St. (2/10/01)

Steals: 2 - four times; last vs. UNCW (12/4/01)

Blocks: 1 - three times; last vs. EWU (11/24/01)

SEASON HIGHS

Minutes: 32 vs. Illinois (3/3/02)

Points: 14 vs. Oregon (12/10/01)

Rebounds: 6 vs. UT-Pan American (12/1/01)

Assists: 4 - two times; last vs. Wisconsin (2/16/02)

Steals: 2 - three times; last at Iowa (2/9/02)

Blocks: 1 vs. EWU (11/24/01)

2001-02 Game-by-Game

Opponent (Date)	Start	Min.	Fg-Fa	3g-3a	Ftm-Fta	O-D/T	Pf.	Asst.	To.	Blk.	Stl.	Pts.
Mercer (11/17)	Y	23	2-8	1-4	0-0	0-1/1	3	1	0	0	1	5
UNC-Asheville (11/21)	Y	18	3-8	0-2	0-0	0-0/0	2	1	0	0	0	6
E. Washington (11/24)	N	17	2-6	0-2	3-4	1-1/2	3	2	2	1	1	7
at Wake Forest (11/27)	N	14	4-6	1-2	0-0	0-1/1	4	2	1	0	0	9
UT-Pan American (12/1)	N	18	1-3	1-1	4-4	1-5/6	2	1	4	0	0	7
UNC-Wilmington (12/4)	N	19	2-4	0-1	0-0	2-3/5	1	2	2	0	2	4
at Georgia (12/7)	N	26	2-13	0-4	1-2	1-3/4	3	1	1	0	0	5
Oregon (12/10)	N	24	3-11	3-6	5-6	0-3/3	1	2	2	0	1	14
Maryland-ES (12/13)	N	15	2-5	1-3	3-3	0-0/0	1	1	0	0	0	8
Nebraska (12/22)	N	20	3-5	2-3	0-1	1-1/2	3	1	1	0	1	8
at Texas Tech (12/30)	Did not play - injured											
at Illinois (1/2)	N	19	2-3	0-1	0-1	0-0/0	1	1	1	0	0	4
Michigan State (1/5)	N	28	1-6	1-3	3-4	0-3/3	1	1	1	0	1	6
Michigan (1/9)	N	22	2-5	1-3	2-4	0-1/1	2	2	2	0	1	7
at Purdue (1/12)	N	25	2-5	1-2	2-4	0-1/1	5	1	4	0	1	7
at Wisconsin (1/16)	N	22	3-7	2-3	1-2	1-2/3	5	2	3	0	0	9
at Michigan (1/19)	N	23	0-1	0-0	3-6	2-2/4	1	1	1	0	0	3
Ohio State (1/26)	Y	28	4-9	1-2	0-0	0-2/2	1	3	1	0	1	9
Penn State (1/30)	Y	20	2-2	1-1	0-0	0-4/4	2	0	1	0	0	5
Indiana (2/2)	Y	31	3-9	1-5	5-8	0-1/1	1	2	1	0	2	12
at Iowa (2/9)	Y	27	1-5	0-3	7-8	0-3/3	4	0	2	0	2	9
at Northwestern (2/13)	Y	27	2-6	1-4	1-2	0-1/1	1	4	6	0	1	6
Wisconsin (2/16)	Y	14	2-5	2-3	0-0	0-3/3	2	4	1	0	0	6
at Michigan State (2/21)	Y	26	3-7	1-3	6-9	1-1/2	5	1	3	0	1	13
at Penn State (2/23)	Y	30	2-5	1-2	1-2	0-3/3	4	2	5	0	2	6
Northwestern (2/27)	Y	31	2-5	2-4	0-0	0-5/5	3	1	5	4	0	6
Illinois (3/3)	Y	32	3-11	1-6	1-2	3-0/3	1	2	2	0	1	8
vs. Penn State (3/7)	Y	21	0-3	0-2	3-5	0-2/2	0	2	0	0	0	3
vs. Illinois (3/8)	Y	19	2-5	1-4	2-4	1-1/2	3	1	2	0	2	7
New Mexico (3/13)	Y	28	3-6	1-2	0-0	1-2/3	3	0	3	0	1	7

2000-01 Game-by-Game

Opponent (Date)	Start	Min.	Fg-Fa	3g-3a	Ftm-Fta	O-D/T	Pf.	Asst.	To.	Blk.	Stl.	Pts.	
UNCG (11/17)	N	10	1-3	1-2	0-0	0-0/0	0	0	0	0	1	3	
Georgia (11/19)	N	7	1-3	0-1	0-0	0-2/2	0	1	1	0	0	2	
vs. Hawaii Pac (11/24)	N	11	0-3	0-1	0-0	0-0/0	1	1	0	0	0	0	
vs. TCU (11/25)	N	11	1-2	1-2	2-2	0-1/1	2	1	1	0	0	5	
vs. Georgetown (11/26)	N	10	0-3	0-1	1-2	0-0/0	1	1	0	0	0	1	
at Florida State (11/29)	N	9	1-2	0-0	2-5	0-1/1	0	0	0	0	0	4	
Morris Brown (12/4)	Y	22	1-6	1-3	0-0	0-1/1	1	1	2	0	2	3	
at Marquette (12/7)	N	6	0-2	0-2	0-0	0-0/0	2	0	0	0	0	0	
Bethune Cook (12/9)	N	18	3-5	1-3	2-2	0-2/2	2	1	0	1	0	9	
La Tech (12/12)	N	16	3-8	0-1	2-2	0-1/1	0	0	0	0	0	8	
Dartmouth (12/22)	N	12	2-4	1-2	0-0	0-1/1	1	3	3	0	0	5	
Nebraska (12/28)	N	13	1-3	1-2	0-0	1-0/1	0	0	1	0	0	3	
Centenary (12/30)	N	15	0-2	0-1	1-2	0-2/2	1	2	1	0	0	1	
at Illinois (1/3)	N	13	1-3	1-2	9-11	1-0/1	2	2	1	0	0	12	
Wisconsin (1/6)	N	14	1-4	1-3	0-0	0-2/2	0	1	0	1	0	3	
at Ohio State (1/13)	N	6	0-2	0-2	1-2	1-0/1	4	0	1	0	0	1	
Purdue (1/17)	N	6	3-5	1-3	0-0	0-1/1	0	0	0	0	1	7	
Indiana (1/20)	N	27	6-11	1-4	2-3	0-1/1	3	2	1	0	2	15	
Iowa (1/24)	N	18	3-6	3-5	0-3	1-1/2	5	2	0	0	0	9	
at Purdue (1/27)	N	18	2-6	0-3	1-2	1-1/2	3	0	3	0	0	5	
at Iowa (1/31)	N	7	0-3	0-2	0-0	0-0/0	0	0	1	0	0	0	
Ohio State (2/3)	N	19	4-8	3-4	2-2	0-1/1	3	1	1	0	2	13	
at Northwestern (2/6)	N	21	1-3	1-2	1-2	0-2/3	1	2	0	0	4	4	
Michigan State (2/10)	N	28	2-6	2-4	2-2	0-0/0	4	3	4	0	1	8	
Penn State (2/14)	N	23	3-10	1-1	1-2	1-2/3	2	1	3	1	0	8	
at Michigan (2/17)	N	28	3-6	0-0	7-10	2-7/9	2	2	1	0	1	13	
at Wisconsin (2/21)	N	13	0-3	0-2	0-0	0-0/0	3	0	1	0	0	0	
at Indiana (2/28)	N	26	3-11	3-5	8-10	1-3/4	3	2	1	0	0	17	
Illinois (3/4)	N	16	1-7	0-3	4-4	0-2/2	2	1	2	0	1	6	
Purdue (3/8)	N	35	8-15	5-10	10-15	0-0/0	4	1	3	0	1	31	
Villanova (3/14)	N	23	4-10	4-9	2-3	0-1/1	1	2	1	0	0	14	
Tulsa (3/19)	N	20	2-11	1-4	2-3	1-2/3	1	1	0	0	1	7	
Totals		1/32	522	61-176	33-89	62-89	10-38/48	56	33	35	3	13	217

Fleming's Career Statistics

Season	Gp	Gs	Min	Avg	3-POINT			REBOUNDS			Avg	Asst	TO	Blk	ST	Pf/Dq	Pts	Avg	
					Fg-Fga	Pct	Ft-Fta	Pct	O-D/Tot	Avg									
2000-01	32	1	522	16.3	61-176	.347	33-89	.371	62-89	.697	10-38/48	1.5	33	35	3	13	56/1	217	6.8
2001-02	29	15	665	22.9	63-174	.362	27-81	.333	53-81	.654	15-55/70	2.4	43	56	1	23	69/3	206	7.1
Career	61	16	1,187	19.5	124-350	.354	60-170	.353	115-170	.676	25-93/118	1.9	76	91	4	36	125/4	423	6.9

#11 MAURICE HARGROW

Guard • Fr. • 6-4 • 175 • St. Paul, Minn. • Highland Park HS

Last Two Games: Had five points, two assists and two rebounds vs. New Mexico (3/13) • had six points in nine minutes vs. Illinois in Big Ten Tournament (3/8).

Notable: Had six points, two rebounds, two assists and a steal in a career-high 18 minutes vs. Wisconsin (2/16) • scored nine points, was 4-of-4 from the field, in 12 minutes vs. Indiana (2/2) • had six points and two boards in 13 minutes vs. Penn State (1/30) • scored six points in 14 minutes vs. Ohio State (1/26) • had five points and three rebounds at Michigan (1/19) in 12 minutes • sparked the team off the bench with six points in 10 minutes vs. Michigan (1/9) • scored two points at Texas Tech in a career-high 15 minutes • returned to the lineup vs. Nebraska scoring two points and adding two assists in five minutes • did not play for the second consecutive game because of a broken nose vs. Maryland-Eastern Shore • did not play-injured vs. Oregon • scored seven points in 14 minutes at Georgia before breaking his nose • scored five points in 13 minutes vs. UNC-Wilmington • played seven minutes and scored four points vs. UT-Pan American • had two points and three rebounds vs. Eastern Washington in 11 minutes • scored 11 points in 11 minutes on 5-of-6 shooting against UNC-Asheville • scored seven points in 10 minutes vs. Mercer • was 1-of-2 from the field and 4-of-6 from the line.

SEASON/CAREER HIGHS

Minutes: 18 vs. Wisconsin (2/16/02)

Points: 11 vs. UNC-Asheville (11/21/01)

Rebounds: 3 - three times; last at Georgia (12/7/01)

Assists: 2 - five times; last vs. New Mexico (3/13/02)

Steals: 1 - six times; last vs. New Mexico (3/13/02)

Blocks: 1 at Georgia (12/7/01)

2001-02 Game-by-Game

Opponent (Date)	Start	Min.	Fg-Fa	3g-3a	Ftm-Fta	O-D/T	Pf.	Asst.	To.	Blk.	Stl.	Pts.
Mercer (11/17)	N	10	1-2	1-1	4-6	0-1/1	0	0	0	0	0	7
UNC-Asheville (11/21)	N	11	5-6	1-1	0-0	0-2/2	0	1	1	0	1	11
E. Washington (11/24)	N	11	1-2	0-0	0-0	1-2/3	1	0	1	0	0	2
at Wake Forest (11/27)	N	4	0-0	0-0	0-0	0-0/0	0	0	0	0	0	0
UT-Pan American (12/1)	N	7	1-4	0-1	2-2	1-2/3	0	0	0	0	0	4
UNC-Wilmington (12/4)	N	13	2-5	1-1	0-0	0-1/1	1	1	0	0	0	5
at Georgia (12/7)	N	14	3-7	1-2	0-0	1-2/3	0	0	1	1	1	7
Oregon (12/10)			Did not play - injured									
Maryland-ES (12/13)			Did not play - injured									
Nebraska (12/22)	N	5	1-2	0-0	0-0	0-0/0	1	2	1	0	0	2
at Texas Tech (12/30)	N	15	1-5	0-4	0-0	0-2/2	1	1	2	0	0	2
at Illinois (1/2)	N	5	0-2	0-1	0-0	0-0/0	0	0	0	0	0	0
Michigan State (1/5)			Did not play									
Michigan (1/9)	N	10	2-2	0-0	2-4	0-1/1	1	0	1	0	0	6
at Purdue (1/12)	N	7	1-2	0-0	0-0	0-0/0	0	1	1	0	0	2
at Wisconsin (1/16)	N	4	1-1	0-0	1-2	1-0/1	0	0	0	0	0	3
at Michigan (1/19)	N	12	1-1	1-1	2-2	0-3/3	1	0	0	0	0	5
Ohio State (1/26)	N	14	2-3	0-0	2-2	0-1/1	1	0	2	0	0	6
Penn State (1/30)	N	13	2-5	0-0	2-2	1-1/2	0	1	0	0	0	6
Indiana (2/2)	N	12	4-4	0-0	1-2	0-0/0	2	0	0	0	0	9
at Iowa (2/9)	N	7	0-0	0-0	1-2	0-1/1	0	2	3	0	0	1
at Northwestern (2/13)	N	7	0-1	0-0	0-0	2-0/2	1	0	0	0	0	0
Wisconsin (2/16)	N	18	2-4	0-1	2-2	1-1/2	2	2	1	0	1	6
at Michigan State (2/21)	N	13	1-4	0-2	0-0	0-0/0	0	2	2	0	1	0
at Penn State (2/23)	N	9	0-3	0-0	0-0	0-1/1	3	0	0	0	0	0
Northwestern (2/27)	N	12	1-2	0-0	0-0	0-0/0	0	2	1	0	0	2
Illinois (3/3)	N	4	0-2	0-1	0-0	0-0/0	1	1	1	0	0	0
vs. Penn State (3/7)	N	8	0-3	0-1	1-2	0-0/0	0	0	1	0	1	1
vs. Illinois (3/8)	N	6	2-2	0-0	2-2	0-0/0	0	0	0	0	1	6
New Mexico (3/13)	N	15	2-4	0-1	1-1	0-2/2	0	2	2	0	1	5

Hargrow's Career Statistics

Season	Gp	Gs	Min	Avg	Fg-Fga	Pct	3-POINT		Ft-Fta	Pct	REBOUNDS								
							Fg-Fga	Pct			O-D/Tot	Avg	Asst	TO	Blk	Stl	Pf/Dg	Pts	Avg
2000-01	27	0	269	10.0	36-78	.462	5-18	.278	23-31	.742	8-23/31	1.1	18	21	1	7	16/0	100	3.7

#40 JERRY HOLMAN

F/C • Jr. • 6-10 • 218 • St. Paul, Minn. • Mpls. Community & Tech Coll./Humboldt HS

Last Two Games: Scored a career-high 22 points, on 9-of-12 shooting, grabbed seven boards and had a block and two steals in 19 minutes vs. New Mexico (3/13) • scored two points before fouling out vs. Illinois in Big Ten Tournament (3/8).

Notable: Had 10 points, on 5-of-5 shooting and grabbed six rebounds vs. Penn State in Big Ten Tournament (3/7) • had four points, five rebounds and tied a season-high with four blocks vs. Northwestern (2/27) • led team and tied a career-high with 17 points, on 7-of-10 shooting, vs. Wisconsin (2/16) • had six points, a career-high four assists and three blocks in a career-high 32 minutes at Northwestern (2/13) • scored 14 points, tied a career-high with eight rebounds, and blocked three shots vs. Penn State (1/30) • started his second career game and responded with 12 points, four rebounds, three blocks and two assists vs. Ohio State (1/26) • scored 12 points, dished out a career-high three assists and blocked three shots in a career-high 30 minutes vs. Michigan (1/9) • had 16 points, on 6-of-7 shooting, three boards, a block and a steal in 23 minutes vs. Michigan State (1/5) • scored 10 points in his first Big Ten game at Illinois (1/2) • had his first career start at Texas Tech, scored two points and grabbed two rebounds while battling foul trouble • had 15 points and a career-high eight rebounds vs. Maryland-Eastern Shore and tied a career-high 26 minutes • had four points, a block and two steals in 18 minutes vs. Oregon • scored seven points and blocked two shots at Georgia • had four points, four rebounds and a career-high four blocks vs. UNC-Wilmington • had eight points, two blocks and a steal vs. UT-Pan American • grabbed a season-high seven rebounds to go along with four points, a block and two steals at Wake Forest • had 14 points on 6-of-9 shooting, three rebounds, a block and two steals in 20 minutes vs. Eastern Washington • had 14 points, on 7-of-10 shooting, six rebounds, one assist, one block and two steals in 21 minutes vs. UNC-Asheville • scored 17 points in 18 minutes against Mercer • broke open the game in a 33 second stretch with six points, including two dunks, and a steal • was 6-of-8 from the field, 5-of-6 from the line, added six boards and a steal.

SEASON/CAREER HIGHS

Minutes: 32 at Northwestern (2/13/02)
Points: 22 vs. New Mexico (3/13/02)
Rebounds: 8 - two times; last vs. Penn State (1/30/02)
Assists: 4 at Northwestern (2/13/02)
Steals: 2 - five times; last vs. New Mexico (3/13/02)
Blocks: 4 - two times; last vs. Northwestern (2/27/02)

2001-02 Game-by-Game

Opponent (Date)	Start	Min.	Fg-Fa	3g-3a	Ftm-Fta	O-D/T	Pf.	Asst.	To.	Blk.	Stl.	Pts.
Mercer (11/17)	N	18	6-8	0-0	5-6	4-2/6	2	1	2	0	1	17
UNC-Asheville (11/21)	N	21	7-10	0-0	0-0	1-5/6	3	1	3	1	2	14
E. Washington (11/24)	N	20	6-9	0-0	2-4	1-2/3	4	0	3	1	2	14
at Wake Forest (11/27)	N	26	2-4	0-0	0-0	2-5/7	3	1	0	1	2	4
UT-Pan American (12/1)	N	21	4-9	0-0	0-0	0-1/1	3	1	0	2	1	8
UNC-Wilmington (12/4)	N	18	2-5	0-0	0-1	1-3/4	1	0	3	4	0	4
at Georgia (12/7)	N	23	1-8	0-0	5-6	2-2/4	2	1	3	2	0	7
Oregon (12/10)	N	18	2-4	0-0	0-0	2-1/3	1	1	2	1	2	4
Maryland-ES (12/13)	N	26	5-8	0-0	5-7	6-2/8	1	2	1	2	0	15
Nebraska (12/22)	N	14	2-3	0-0	1-2	1-2/3	3	1	1	0	0	5
at Texas Tech (12/30)	Y	16	1-8	0-0	0-0	1-1/2	5	0	2	0	0	2
at Illinois (1/2)	N	23	5-8	0-0	0-0	1-1/2	4	1	1	0	0	10
Michigan State (1/5)	N	23	6-7	0-0	4-5	1-2/3	2	0	0	1	1	16
Michigan (1/9)	N	30	6-9	0-0	0-0	2-1/3	1	3	2	3	0	12
at Purdue (1/12)	N	19	1-3	0-0	0-0	0-1/1	1	1	1	1	0	2
at Wisconsin (1/16)	N	17	2-3	0-0	0-1	0-3/3	2	0	3	0	0	4
at Michigan (1/19)	N	12	3-6	0-0	0-0	2-1/3	4	0	0	0	1	6
Ohio State (1/26)	Y	28	5-9	0-0	2-2	0-4/4	3	2	1	3	0	12
Penn State (1/30)	Y	25	6-11	0-0	2-2	2-6/8	4	2	2	3	0	14
Indiana (2/2)	Y	21	4-5	0-0	0-0	0-3/3	2	1	1	1	1	8
at Iowa (2/9)	Y	24	3-6	0-0	2-5	0-2/2	4	0	2	0	2	9
at Northwestern (2/13)	Y	32	3-5	0-0	0-2	0-3/3	3	4	0	3	0	6
Wisconsin (2/16)	Y	27	7-10	0-0	3-6	0-3/3	3	0	2	2	0	17
at Michigan State (2/21)	Y	15	3-4	0-0	0-1	0-1/1	3	2	0	0	0	6
at Penn State (2/23)	Y	18	3-9	0-0	1-4	1-5/6	3	1	1	2	0	7
Northwestern (2/27)	Y	26	2-3	0-0	0-0	0-5/5	3	1	5	4	0	4
Illinois (3/3)	Y	24	4-12	0-0	1-2	1-1/2	1	0	0	2	0	9
vs. Penn State (3/7)	Y	27	5-5	0-0	0-2	1-5/6	3	2	1	0	1	10
vs. Illinois (3/8)	Y	14	1-3	0-0	0-0	0-1/1	5	0	0	0	0	2
New Mexico (3/13)	N	19	9-12	0-0	4-7	4-3/7	2	1	0	1	2	22

Holman's Career Statistics

Season	Gp	Gs	Min	Avg	Fg-Fga	Pct	3-POINT			REBOUNDS									
							Fg-Fga	Pct.	Ft-Fta	Pct.	O-D/Tot	Avg	Asst	TO	Blk	ST	Pf/Dq	Pts	Avg
2001-02	30	13	645	21.5	116-206	.563	0-0	.000	37-65	.569	36-77/113	3.8	30	42	41	16	81/2	269	9.0

#1/4 RICKERT

Forward • Fr. • 6-10 • 202 • Duluth, Minn. • Duluth East HS

Last Two Games: Had 18 points vs. New Mexico (3/13) • had 10 points and four assists vs. Illinois in Big Ten Tournament (3/8).

Notable: Scored 21 points, on 9-of-12 shooting, and added six rebounds, three assists, two blocks and a steal in 28 minutes vs. Penn State in the Big Ten Tournament (3/7) • scored 18 points and grabbed seven boards before fouling out vs. Illinois (3/3) • had eight points, seven rebounds and tied a season-high with five blocks vs. Northwestern (2/27) • Had 12 points, five rebounds and a career-high five assists vs. Wisconsin (2/16) • recorded his second double-double of the year with 17 points and 10 rebounds to go along with two assists, three blocks and two steals in a career-high 38 minutes at Northwestern (2/13) • scored 23 points on 7-of-10 shooting, was 8-of-9 from the free-throw line and blocked two shots at Iowa (2/9) • was Big Ten Player of the Week for Feb. 4 • scored 27 points, on 9-of-18 shooting and grabbed six rebounds in 32 minutes vs. Indiana (2/2) • had 26 points in 26 minutes on 9-of-12 shooting, 3-of-5 from beyond the arc vs. Penn State (1/30) • scored 19 points on 5-of-8 shooting, 3-of-4 from beyond the arc vs. Ohio State (1/26) • scored 15 points, grabbed three boards, had two assists and a block at Michigan (1/19) • scored 13 points and grabbed seven boards at Wisconsin (1/16) • had 24 points, on 8-of-12 shooting, seven boards and two steals at Purdue (1/12) • had 15 points on 6-of-8 shooting, four rebounds, two assists and three blocks vs. Michigan State (1/5) • scored 14 points, grabbed three boards and two steals vs. Nebraska • had five points and four rebounds vs. Maryland-Eastern Shore • scored a career-high 28 points and grabbed nine rebounds vs. Oregon in a career-high 36 minutes • 28 points was the most by a Golden Gopher freshman since Randy Carter had 29 against Northwestern on Jan. 26, 1991 • battled foul trouble against Georgia and scored seven points and grabbed seven rebounds • led the team with 13 points vs. UNC-Wilmington • also had four blocks and six rebounds • had eight points, five rebounds and four assists vs. UT-Pan American • had nine points, five rebounds, two assists and two steals in a season-high 32 minutes at Wake Forest • recorded team's first double-double of the season with 14 points and 10 rebounds vs. Eastern Washington • also had five blocks in the game, most by a Golden Gopher since Joel Pryzbilla had six on Feb. 5, 2000 • had 15 points, four rebounds, three assists and a block vs. UNC-Asheville • was 4-of-7 from the field, 3-of-6 from beyond the arc • had 17 points on 7-of-10 shooting in debut vs. Mercer • was 3-of-4 from three-point range • had six rebounds and four blocks.

Milestones: First Big Ten Freshman of the Year in school history • most points by a freshman (429) in a season in Minnesota basketball history • is the first Minnesota player to have three straight 20-point games since Quincy Lewis had 10 straight in 1999-2000.

SEASON/CAREER HIGHS

Minutes: 38 at Northwestern (2/13/02)

Points: 28 vs. Oregon (12/10/01)

Rebounds: 10 - two times; last at Northwestern (2/13/02)

Assists: 5 vs. Wisconsin (2/16/02)

Steals: 2 - three times; last at Northwestern (2/13/02)

Blocks: 5 - two times; last vs. Northwestern (2/27/02)

2001-02 Game-by-Game

Opponent (Date)	Start	Min.	Fg-Fa	3g-3a	Ftm-Fta	O-D/T	Pf.	Asst.	To.	Blk.	Stl.	Pts.
Mercer (11/17)	Y	23	7-10	3-4	0-0	3-3/6	3	1	0	4	0	17
UNC-Asheville (11/21)	Y	30	4-7	3-6	4-4	2-2/4	2	3	0	1	1	15
E. Washington (11/24)	Y	27	4-5	1-1	5-8	2-8/10	2	2	2	5	1	14
at Wake Forest (11/27)	Y	32	4-9	1-3	0-0	2-3/5	2	2	1	0	2	9
UT-Pan American (12/1)	Y	28	4-15	0-4	0-0	1-4/5	1	4	1	0	2	8
UNC-Wilmington (12/4)	Y	32	6-12	1-6	0-0	2-4/6	2	1	3	4	0	13
at Georgia (12/7)	Y	21	3-6	1-4	0-0	3-4/7	4	0	2	0	1	7
Oregon (12/10)	Y	36	11-17	2-4	4-7	3-6/9	3	0	1	0	0	28
Maryland-ES (12/13)	Y	22	1-6	0-1	3-3	1-3/4	1	1	1	1	1	5
Nebraska (12/22)	Y	29	6-12	1-6	1-3	1-2/3	4	0	2	0	2	14
at Texas Tech (12/30)	Y	17	1-4	0-2	0-0	0-4/4	5	0	0	0	0	2
at Illinois (1/2)	Y	20	2-6	1-3	0-1	1-0/1	4	1	4	1	1	6
Michigan State (1/5)	Y	33	6-8	1-1	2-2	1-3/4	2	2	1	3	0	15
Michigan (1/9)	Y	16	3-3	1-1	0-1	0-3/3	5	0	2	1	1	7
at Purdue (1/12)	Y	35	8-12	2-4	6-6	2-5/7	3	1	4	0	2	24
at Wisconsin (1/16)	Y	24	6-14	0-5	1-3	2-5/7	3	0	1	1	0	13
at Michigan (1/19)	Y	27	4-8	1-1	6-8	0-3/3	3	2	1	1	0	15
Ohio State (1/26)	Y	30	5-8	3-4	6-6	1-3/4	3	1	3	1	0	19
Penn State (1/30)	Y	26	9-12	3-5	5-8	1-4/5	2	2	2	0	1	26
Indiana (2/2)	Y	32	9-18	2-4	7-10	3-3/6	4	1	2	1	0	27
at Iowa (2/9)	Y	31	7-10	1-4	8-9	1-4/5	3	2	4	2	1	23
at Northwestern (2/13)	Y	38	5-11	2-6	5-6	3-7/10	2	2	3	3	2	17
Wisconsin (2/16)	Y	30	5-15	1-6	1-2	1-4/5	3	5	2	0	0	12
at Michigan State (2/21)	Y	29	2-6	0-2	1-3	0-2/2	1	1	1	0	1	5
at Penn State (2/23)	Y	28	5-11	0-3	4-6	2-2/4	4	0	3	0	0	14
Northwestern (2/27)	Y	27	3-8	1-3	1-3	2-5/7	3	2	3	5	0	8
Illinois (3/3)	Y	29	6-13	3-5	3-4	5-2/7	5	2	2	1	0	18
vs. Penn State (3/7)	Y	28	9-12	2-2	1-2	1-5/6	1	3	4	2	1	21

Opponent (Date)	Start	Min.	Fg-Fa	3g-3a	Ftm-Fta	O-D/T	Pf.	Asst.	To.	Blk.	Stl.	Pts.
vs. Illinois (3/8)	Y	30	3-8	1-4	3-5	0-0/0	4	4	2	1	1	10
New Mexico (3/13)	Y	24	6-12	2-3	4-4	2-2/4	4	1	1	0	0	18

Rickert's Career Statistics

Season	Gp	Gs	Min	Avg	Fg-Fga	Pct	3-POINT		REBOUNDS		Asst	TO	Blk	Stl	Pf/Dg	Pts	Avg	
							Fg-Fga	Pct.	O-D/Tot	Avg								
2001-02	30	30	834	27.8	154-298	.517	40-107	.374	81-114	.711	48-105/153	5.1	46	58	38	21	90/3	429 14.3

#3 AARON ROBINSON

Guard • Fr • 5-9 • 160 • Rockford, Ill. • Guilford HS

Last Two Games: Had two points in four minutes vs. New Mexico (3/13) • had two points in three minutes vs. Illinois in Big Ten Tournament (3/8) •

Notable: Had two points in two minutes vs. Penn State in Big Ten Tournament (3/7) • scored two points in two minutes vs. Northwestern (2/27) • played a Big Ten season-high of six minutes and recorded two assists and a steal vs. Wisconsin (2/16) • played three minutes at Northwestern (2/13) recording a rebound and an assist • played five minutes and grabbed two rebounds vs. Penn State (1/30) • tied a career-high with two steals and an assist vs. Nebraska • had a career-high four assists in a career-high 14 minutes vs. Maryland-Eastern Shore • had three points in eight minutes vs. UNC-Wilmington • had two points, two assists and a steal in six minutes vs. UT-Pan American • had five points, two assists and two steals vs. Eastern Washington • played eight minutes and had two assists vs. UNC-Asheville • scored his first point as a Golden Gopher and had three assists and a steal vs. Mercer in 12 minutes.

SEASON/CAREER HIGHS

Minutes: 14 vs. Maryland-Eastern Shore (12/13/01)

Points: 5 vs. EWU (11/24/01)

Rebounds: 3 vs. Mercer (11/17/01)

Assists: 4 vs. Maryland-Eastern Shore (12/13/01)

Steals: 2 - two times; last vs. Nebraska (12/22/01)

Blocks: 1 vs. Maryland-Eastern Shore (12/13/01)

2001-02 Game-by-Game

Opponent (Date)	Start	Min.	Fg-Fa	3g-3a	Ftm-Fta	O-D/T	Pf.	Asst.	To.	Blk.	Stl.	Pts.
Mercer (11/17)	N	12	0-3	0-1	1-2	0-3/3	4	3	0	0	1	1
UNC-Asheville (11/21)	N	8	0-3	0-1	0-0	0-0/0	1	2	1	0	1	0
E. Washington (11/24)	N	13	1-3	1-1	2-2	0-0/0	2	2	1	0	2	5
at Wake Forest (11/27)	N	3	0-0	0-0	0-0	0-0/0	0	0	1	0	0	0
UT-Pan American (12/1)	N	6	0-0	0-0	2-4	0-0/0	1	2	2	0	1	2
UNC-Wilmington (12/4)	N	8	1-3	1-1	0-0	0-2/2	1	0	1	0	1	3
at Georgia (12/7)	N	5	0-1	0-1	0-2	0-1/1	0	0	3	0	0	0
Oregon (12/10)	N	4	0-0	0-0	0-0	0-0/0	0	0	1	0	0	0
Maryland-ES (12/13)	N	14	0-2	0-1	0-0	1-1/2	3	4	2	1	0	0
Nebraska (12/22)	N	10	0-2	0-2	0-0	0-0/0	0	1	0	0	2	0
at Texas Tech (12/30)	N	6	0-1	0-1	0-0	0-0/0	0	0	1	0	1	0
at Illinois (1/2)	N	4	0-0	0-0	0-1	0-0/0	1	0	1	0	0	0
Michigan State (1/5)			Did not play									
Michigan (1/9)	N	2	0-1	0-1	0-0	0-0/0	1	0	1	0	0	0
at Purdue (1/12)	N	2	0-0	0-0	0-0	0-0/0	0	0	0	0	0	0
at Wisconsin (1/16)	N	3	0-0	0-0	0-0	0-0/0	0	0	1	0	0	0
at Michigan (1/19)			Did not play									
Ohio State (1/26)			Did not play									
Penn State (1/30)	N	5	0-0	0-0	0-0	0-2/2	2	0	1	0	1	0
Indiana (2/2)			Did not play									
at Iowa (2/9)			Did not play									
at Northwestern (2/13)	N	3	0-0	0-0	0-0	0-1/1	0	1	0	0	0	0
Wisconsin (2/16)	N	6	0-1	0-1	0-0	0-1/1	0	2	0	0	1	0
at Michigan State (2/21)	N	2	0-0	0-0	0-0	0-0/0	0	0	0	0	0	0
at Penn State (2/23)	N	2	0-0	0-0	0-0	0-0/0	0	0	1	0	1	0
Northwestern (2/27)	N	2	0-1	0-0	2-2	0-1/1	1	0	0	0	0	2
Illinois (3/3)			Did not play									
vs. Penn State (3/7)	N	2	1-1	0-0	0-0	0-0/0	0	0	0	0	0	2
vs. Illinois (3/8)	N	3	1-2	0-1	0-0	0-0/0	0	0	0	0	1	2
New Mexico (3/13)	N	4	1-1	0-0	0-0	0-0/0	0	0	0	0	0	2

Robinson's Career Statistics

Season	Gp	Gs	Min	Avg	Fg-Fga	Pct	3-POINT		Ft-fTa	Pct.	REBOUNDS					Pts	Avg		
							Fg-Fga	Pct.			O-D/Tot	Avg	Asst	TO	Blk			Stl	Pf/Dn
2000-01	24	0	129	5.4	5-25	.200	2-12	.167	7-13	.538	1-12/13	0.5	17	17	1	13	17/0	19	0.8

#45 DUSTY RYCHART

Forward • 6-7 • 220 • Grand Rapids, Minn. • Grand Rapids HS

Last Two Games: Had five points and two assists vs. New Mexico (3/13) • recorded his sixth double-double of the season and 20th of his career with 23 points and 10 rebounds vs. Illinois in Big Ten Tournament (3/8).

Notable: One of three team captains • scored 23 points, on 11-of-12 shooting, added five rebounds vs. Penn State in Big Ten Tournament (3/7) • scored 16 points on 7-of-10 shooting and six rebounds at Northwestern (2/13) • recorded his fifth double-double of the season with 15 points and 13 rebounds at Iowa (2/9), and also had four assists • scored in double figures for the seventh straight game with 14 points and grabbed six boards vs. Indiana (2/2) • had 14 points and nine rebounds at Michigan (1/19) • recorded his fourth double-double of the season and 18th of his career with 17 points and 10 rebounds at Wisconsin (1/16) • scored 19 points and grabbed seven boards vs. Michigan (1/9) • had seven points, three assists and tied a career-high with three steals at Illinois (1/2) • scored his 1000th-career point at Texas Tech • led team with 20 points and also grabbed eight rebounds • led team with 18 points and nine rebounds, also had four assists in 35 minutes vs. Nebraska • recorded his third double-double of the season and 17th of his career with 17 points and 10 rebounds vs. Maryland-Eastern Shore • scored 10 points and grabbed five rebounds vs. Oregon • recorded his second double-double of the season and 16th of career with 10 points and 11 rebounds at Georgia • had 10 points and four rebounds vs. UNC-Wilmington • hit a career-high three three-pointers • scored 18 points and grabbed six boards vs. UT-Pan American in 23 minutes • named co-Big Ten Player of the Week (Dec. 3) after averaging 20.0 points and 9.5 rebounds while shooting 59.3 percent from the floor against Wake Forest and UT-Pan American • recorded his first double-double of the season and the 15th of his career at Wake Forest with 22 points and 13 rebounds (8 offensive) • had six points and four assists vs. Eastern Washington • scored nine points and grabbed seven rebounds vs. UNC-Asheville • had 10 points, nine rebounds and two assists vs. Mercer • started career as a walk-on, before earning a scholarship after his second season.

Milestones: Set a Big Ten Tournament record for field goal percentage in a game (.917, 11-12) vs. PSU • is 16th on the career points chart with 1,253 points • Tied for fifth on career free throw percentage charts at .777 (251-323) • sixth on career field goal percentage list at .517 (487-942) • has scored in double figures in 69 career games • has recorded double-figure rebounds in 23 career games • made 50th straight start vs. Indiana (2/2) • played in 100th career game against Indiana (2/2) • has started 89 of the last 90 games • recorded 700th career rebounds vs. Northwestern (2/27).

CAREER HIGHS

Minutes: 40 - three times; last at Wisconsin (2/21/01)
Points: 34 at Hawaii Pacific (11/24/00)
Rebounds: 18 at Seton Hall (2/23/00)
Assists: 5 - three times; last vs. Penn State (1/30/02)
Steals: 3 - eight times; last at Illinois (1/2/01)
Blocks: 3 vs. Tulsa (3/19/01)

SEASON HIGHS

Minutes: 38 - two times; last at Iowa (2/9/02)
Points: 23 - two times; last vs. Illinois (3/8/02)
Rebounds: 13 - two times; last at Iowa (2/9/02)
Assists: 5 vs. Penn State (1/30/02)
Steals: 3 at Illinois (1/2/01)
Blocks: 1 - three times; last vs. Penn State (1/30/02)

2001-02 Game-by-Game

Opponent (Date)	Start	Min.	Fg-Fa	3g-3a	Ftm-Fta	O-D/T	Pf.	Asst.	To.	Blk.	Stl.	Pts.
at Michigan State (2/21)	Y	30	6-9	0-0	1-1	2-4/6	1	2	2	0	1	13
at Penn State (2/23)	Y	21	2-5	0-0	2-2	0-1/1	5	2	2	0	1	6
Northwestern (2/27)	Y	24	4-7	0-1	1-2	1-2/3	0	0	3	0	1	9
Illinois (3/3)	Y	32	1-6	0-0	2-2	3-4/7	3	3	1	0	1	4
Penn State (3/7)	Y	26	11-12	1-1	0-0	1-4/5	3	2	2	0	0	23
Illinois (3/8)	Y	33	8-15	1-2	6-6	5-5/10	4	1	2	0	0	23
New Mexico (3/13)	Y	22	2-7	0-1	1-2	0-1/1	2	2	1	0	0	5
Mercer (11/17)	Y	24	4-10	0-2	2-2	4-5/9	2	2	0	0	1	10
UNC-Asheville (11/21)	Y	24	4-8	0-1	1-2	4-3/7	1	2	4	1	1	9
E. Washington (11/24)	Y	23	2-2	1-1	1-2	1-1/2	3	4	3	0	0	6
at Wake Forest (11/27)	Y	35	8-15	1-1	5-6	8-5/13	4	0	3	0	1	22
UT-Pan American (12/1)	Y	23	8-12	1-2	1-3	2-4/6	4	1	3	0	1	18
UNC-Wilmington (12/4)	Y	32	3-7	3-5	1-2	1-3/4	2	2	1	1	0	10
at Georgia (12/7)	Y	23	2-7	0-0	6-8	4-7/11	3	0	3	0	1	10
Oregon (12/10)	Y	26	3-6	0-0	4-4	2-3/5	3	2	0	0	0	10
Maryland-ES (12/13)	Y	23	8-10	1-3	0-0	0-10/10	1	2	2	0	1	17
Nebraska (12/22)	Y	35	7-17	0-2	4-5	4-5/9	1	4	1	0	0	18
at Texas Tech (12/30)	Y	34	7-15	0-0	6-7	6-2/8	2	3	1	0	2	20
at Illinois (1/2)	Y	31	3-12	0-2	1-1	4-1/5	1	3	2	1	3	7
Michigan State (1/5)	Y	23	3-7	0-0	3-4	1-4/5	4	2	3	0	0	9
Michigan (1/9)	Y	37	9-12	0-1	1-1	3-4/7	3	1	5	0	0	19
at Purdue (1/12)	Y	29	7-8	0-0	0-0	1-4/5	2	2	4	0	1	14
at Wisconsin (1/16)	Y	38	7-14	0-3	3-4	4-6/10	3	2	2	0	0	17
at Michigan (1/19)	Y	35	6-15	0-3	2-2	4-5/9	2	1	4	0	1	14
Ohio State (1/26)	Y	27	4-5	1-1	1-2	2-3/5	3	1	2	1	0	10
Penn State (1/30)	Y	25	5-8	0-0	4-6	2-1/3	3	5	2	1	2	14
Indiana (2/2)	Y	35	6-10	0-2	2-2	2-4/6	2	3	3	1	2	14
at Iowa (2/9)	Y	38	5-8	1-1	4-6	7-6/13	5	4	4	0	0	15
at Northwestern (2/13)	Y	32	7-10	2-2	0-0	2-4/6	3	1	5	0	0	16
Wisconsin (2/16)	Y	30	4-6	0-1	0-0	2-6/8	2	4	2	0	0	8

Rychart's Career Statistics

Season	Gp	Gs	Min	Avg	Fg-Fga	Pct	3-POINT		Ft-Fta	Pct	REBOUNDS					Pts	Avg		
							Fg-Fga	Pct			O-D/Tot	Avg	Asst	TO	Blk			ST	Pf/Dq
1997-98																			
1998-99	21	2	194	9.2	29-63	.460	0-2	.000	22-30	.733	27-32/59	2.8	10	19	1	11	27/0	80	3.8
1999-2000	28	28	676	24.1	133-259	.514	3-7	.429	60-84	.714	83-137/220	7.9	42	62	2	25	85/3	329	11.8
2000-01	31	30	1003	32.4	170-337	.504	10-34	.294	104-125	.832	97-150/247	7.7	46	56	14	33	84/5	454	14.6
2001-02	30	30	870	29.0	156-285	.547	13-38	.342	65-84	.774	82-117/199	6.6	63	72	6	21	77/2	390	13.0
Career	110	90	2,743	24.9	488-944	.517	26-81	.321	251-323	.777	289-436/725	6.6	161	209	23	90	273/10	1,253	11.4

#45 DUSTY RYCHART

Forward • 6-7 • 220 • Grand Rapids, Minn. • Grand Rapids HS

2000-01 Game-by-Game

Opponent (Date)	Start	Min.	Fg-Fa	3g-3a	Ftm-Fta	O-D/T	Pf.Asst.	To.	Blk.	Stl.	Pts.		
UNCG (11/17)			Did Not Play										
Georgia (11/19)	N	20	2-5	1-1	2-4	1-1/2	2 0 3	0 2	7				
vs. Hawaii Pac (11/24)	Y	29	12-15	1-1	9-9	6-3/9	1 1 2	0 1	34				
vs. TCU (11/25)	Y	31	11-16	0-2	10-13	4-6/10	3 4 3	0 0	32				
vs. Georgetown (11/26)	Y	37	2-11	0-4	2-2	2-9/11	1 1 3	0 0	6				
at Florida State (11/29)	Y	35	2-7	0-2	4-5	4-5/9	1 4 2	0 1	8				
Morris Brown (12/4)	Y	33	5-12	0-0	7-7	4-4/8	0 1 2	0 2	17				
at Marquette (12/7)	Y	40	7-14	0-1	1-1	4-3/7	1 0 1	1 0	15				
Bethune Cook (12/9)	Y	22	7-11	0-0	3-3	1-5/6	2 0 2	0 1	17				
La Tech (12/12)	Y	31	6-9	0-0	3-4	4-5/9	2 0 1	0 0	15				
Dartmouth (12/22)	Y	27	5-8	0-1	3-3	3-7/10	1 4 0	0 1	13				
Nebraska (12/28)	Y	40	6-8	0-0	0-0	4-3/7	1 1 1	1 2	12				
Centenary (12/30)	Y	25	4-6	0-0	5-5	3-4/7	4 2 1	2 1	13				
at Illinois (1/3)	Y	32	9-14	1-2	2-2	1-4/5	2 1 3	1 1	21				
Wisconsin (1/6)	Y	33	4-7	0-0	1-2	2-2/4	2 1 3	0 0	9				
at Ohio State (1/13)	Y	25	2-10	0-3	1-2	4-2/6	3 2 4	0 0	5				
Purdue (1/17)	Y	33	8-14	1-1	6-9	2-3/5	2 5 1	1 2	23				
Indiana (1/20)	Y	36	7-14	0-0	7-9	4-12/16	2 0 0	1 1	21				
Iowa (1/24)	Y	34	5-10	0-2	3-4	5-4/9	5 2 0	1 0	13				
at Purdue (1/27)	Y	33	4-10	1-1	4-4	3-2/5	3 0 4	0 1	13				
at Iowa (1/31)	Y	26	4-8	0-0	0-0	5-2/7	4 2 1	0 1	8				
Ohio State (2/3)	Y	36	8-13	2-2	3-5	3-9/12	3 0 2	0 3	21				
at Northwestern (2/6)	Y	35	6-8	0-0	2-3	1-6/7	3 3 1	1 1	14				
Michigan State (2/10)	Y	36	4-10	1-2	1-1	1-1/2	5 0 1	0 1	10				
Penn State (2/14)	Y	31	9-13	0-0	4-4	2-4/6	3 0 2	0 1	22				
at Michigan (2/17)	Y	32	4-14	0-3	4-5	3-2/5	3 5 3	0 2	12				
at Wisconsin (2/21)	Y	40	3-11	1-2	2-2	4-8/12	4 1 3	0 1	9				
at Indiana (2/28)	Y	30	5-13	0-1	0-0	2-5/7	5 0 3	1 2	10				
Illinois (3/4)	Y	34	4-12	0-1	2-2	3-6/9	4 1 3	0 0	10				
Purdue (3/8)	Y	34	5-10	0-1	1-2	3-8/11	5 2 1	0 1	11				
Villanova (3/14)	Y	36	2-3	0-0	6-7	1-8/9	2 3 0	1 0	10				
Tulsa (3/19)	Y	37	8-21	1-1	6-6	8-7/15	5 0 4	3 4	23				
Totals		30-31	1003	170-337	10-34	104-125	97-150/247	84	46	56	14	33	454

1998-99 Game-by-Game

Opponent (Date)	Start	Min.	Fg-Fa	3g-3a	Ftm-Fta	O-D/T	Pf.Asst.	To.	Blk.	Stl.	Pts.		
Appalachian St. (11/21)	N	17	5-10	0-0	1-2	1-3/4	2 2 3	0 1	11				
Seton Hall (11/24)	N	7	0-0	0-0	2-2	1-1/2	0 0 1	0 2	2				
Winthrop (11/28)	Y	12	0-2	0-0	1-2	0-1/1	1 1 1	0 0	1				
Oregon State (11/30)	N	4	1-3	0-0	0-0	0-0/0	0 0 0	0 0	0				
at Fresno State (12/4)	N	1	0-1	0-1	0-0	1-0/1	1 0 0	0 0	0				
East. Michigan (12/12)	N	5	0-0	0-0	2-2	0-1/1	0 0 0	1 0	2				
at Nebraska (12/19)	N	2	0-0	0-0	0-0	0-1/1	0 0 0	0 0	0				
Sacramento St. (12/29)	N	5	2-3	0-0	0-0	0-1/1	2 1 1	0 0	4				
Penn State (1/9)	N	6	0-2	0-0	0-0	0-1/1	2 0 0	0 0	0				
at Michigan St. (1/13)	N	1	0-0	0-0	0-0	0-0/0	0 0 0	0 0	0				
Iowa (1/16)	N	3	0-0	0-0	0-0	1-0/1	0 0 0	0 0	0				
at Ohio State (1/23)	N	2	0-1	0-0	0-0	0-1/1	0 0 0	0 0	0				
Illinois (2/3)	N	4	0-1	0-0	0-0	0-0/0	2 0 0	0 0	0				
at Iowa (2/10)	N	21	1-5	0-0	2-5	4-2/6	3 2 1	0 3	4				
Michigan State (2/13)	N	17	4-5	0-0	2-2	3-3/6	3 1 2	0 0	10				
at Penn State (2/17)	N	11	3-5	0-0	5-5	1-0/1	1 0 1	0 0	11				
at Purdue (2/23)	N	13	2-4	0-0	1-2	3-4/7	4 0 4	0 0	5				
Purdue (2/25)	N	11	1-3	0-0	0-0	2-1/3	1 2 0	0 2	2				
at Northwestern (2/27)	N	10	0-0	0-0	0-0	1-1/2	3 1 2	0 1	0				
vs. Illinois (3/4)	N	7	0-0	0-0	3-4	1-2/3	1 0 0	0 0	3				
vs. Gonzaga (3/11)	Y	35	10-18	0-1	3-4	8-9/17	3 0 0	0 2	23				
Totals		2/21	194	29-63	0-2	22-30	27-35/59	27	10	19	1	11	80

1999-2000 Game-by-Game

Opponent (Date)	Start	Min.	Fg-Fa	3g-3a	Ftm-Fta	O-D/T	Pf.Asst.	To.	Blk.	Stl.	Pts.		
UT-Arlington (11/20)	Y	27	10-14	0-0	2-4	6-7/13	2 1 2	0 3	22				
Marquette (11/23)	Y	34	7-14	0-0	8-12	6-6/12	1 2 3	0 2	22				
Morehead St. (11/27)	Y	32	6-8	0-0	0-0	2-5/7	4 3 2	0 3	12				
Virginia (11/30)	Y	24	4-7	0-0	0-1	3-5/8	5 2 0	0 0	8				
Valparaiso (12/4)	Y	33	5-9	1-1	1-3	3-4/7	3 1 7	0 3	12				
Maine (12/11)	Y	23	6-11	0-0	4-5	2-4/6	0 2 1	0 3	16				
at Oregon (12/18)	Y	25	3-4	0-0	4-6	1-2/3	2 1 1	0 0	10				
Furman (12/23)	Y	16	5-10	0-0	1-1	3-5/8	4 0 2	0 0	11				
at Georgia (12/28)	Y	13	6-13	1-1	1-1	3-5/8	4 0 1	0 0	14				
at Nebraska (12/31)	Y	27	5-10	0-1	0-0	5-6/11	4 3 1	0 1	10				
Michigan (1/5)	Y	14	4-7	0-0	2-2	3-2/5	3 1 3	0 1	10				
at Ohio State (1/9)	Y	20	3-11	0-0	0-0	2-5/7	3 0 0	0 0	6				
Iowa (1/12)	Y	25	5-13	0-0	1-2	1-6/7	2 1 1	0 0	11				
at Indiana (1/15)	Y	23	4-6	0-0	1-2	3-8/11	4 3 4	0 0	9				
Purdue (1/19)	Y	22	9-12	0-0	1-2	2-3/5	4 0 1	0 1	19				
at Wisconsin (1/22)	Y	23	8-12	0-0	2-3	1-2/3	4 1 0	0 0	18				
at Penn State (1/26)	Y	24	4-7	1-1	0-0	3-3/6	5 3 3	0 0	9				
Northwestern (1/29)	Y	26	2-6	0-0	3-7	3-5/8	4 2 3	0 0	7				
at Illinois (2/2)	Y	20	1-3	0-0	2-2	2-4/6	0 0 6	0 0	4				
Wisconsin (2/5)	Y	30	4-11	0-1	2-2	3-7/10	2 4 3	0 1	10				
Indiana (2/9)	Y	13	1-3	0-0	0-0	0-2/2	4 1 2	0 0	2				
Illinois (2/17)	Y	28	7-11	0-0	6-6	4-4/8	5 3 2	0 0	20				
at Purdue (2/19)	Y	24	2-6	0-2	4-5	1-3/4	2 1 5	0 3	8				
at Seton Hall (2/23)	Y	29	4-17	0-0	3-4	9-9/18	2 0 3	1 0	11				
at Iowa (2/27)	Y	25	4-8	0-0	2-3	1-6/7	1 2 3	1 1	10				
at Michigan St. (3/2)	Y	21	4-6	0-0	2-2	0-2/2	3 0 1	0 0	10				
Ohio State (3/4)	Y	25	4-6	0-0	2-2	5-7/12	4 2 0	0 0	10				
vs. Iowa (3/9)	Y	30	6-14	0-0	6-7	6-10/16	4 3 4	0 1	18				
Totals		28/28	676	133-259	3-7	60-84	83-137/220	85	42	62	2	25	329

MINNESOTA	80	Game 1
Mercer	59	November 17, 2001 Williams Arena Minneapolis, Minn.
Attendance: 12,534		

Recap: The Gophers opened their 2001-02 season in dominating style, routing the Mercer Bears 80-59 in front of 12,534 at Williams Arena. Four different Golden Gophers scored in double figures, led by sophomore Michael Bauer's 18 points. Minnesota came out firing on all cylinders, outscoring the overwhelmed Bears 40-18 in the first half. The Maroon and Gold went on numerous runs during the game, but the highlight was junior college transfer Jerry Holman's six points in 33 seconds near the end of the first half. The Gophers led by as many as 40 in the second half.

Minnesota	Min	FG-A	FT-A	R	A	Pt	Mercer	Min	FG-A	FT-A	R	A	Pt
Bauer, F	25	7-16	1-3	8	1	18	Muhammad, F	19	3-5	1-2	4	0	9
Rychart, F	24	4-10	2-2	9	2	10	Hansen, F	13	0-0	0-0	1	0	0
Rickert, C	23	7-10	0-0	6	1	17	Howard, C	27	1-7	4-7	8	1	6
Burleson, G	20	1-5	1-2	3	4	4	January, G	18	0-2	0-1	1	0	0
Fleming, G	23	2-8	0-0	1	1	5	Baker, G	18	2-4	0-0	2	1	5
Robinson	12	0-3	1-2	3	3	1	West	16	2-6	3-6	4	1	9
Hokenson	4	0-0	0-0	0	0	0	Arthur	23	3-6	0-0	0	2	8
Hargrow	10	1-2	4-6	1	0	7	McCurry	22	3-5	3-3	2	4	9
Bennett	15	0-3	1-2	1	4	1	Chvatal	2	0-0	0-0	0	1	0
Bolden	4	0-0	0-0	0	0	0	Emerson	27	4-10	2-3	7	0	11
Lorang	5	0-1	0-1	1	0	0	Walker	15	1-3	0-0	1	0	2
Esselink	13	0-3	0-0	3	2	0	TEAM				4		
Chall	4	0-0	0-0	1	0	0	Totals	200	19-48	13-22	34	10	59
Holman	18	6-8	5-6	6	1	17							
TEAM				3									
Totals	200	28-69	15-24	46	19	80							

Halftime: Minnesota 40, MU 18 **3-Pt Goals:** Minn - 9-29 (Bauer 3-8, Rychart 0-2, Rickert 3-4, Burleson 1-5, Fleming 1-4, Robinson 0-1, Hargrow 1-1, Bennett 0-1, Esselink 0-3) MU - 8-19 (Muhammad 2-4, Baker, 1-3, West 2-2, Arthur 2-5, McCurry 0-1, Emerson 1-3, Walker 0-1)
Turnovers: Minnesota 10, MU 22 **Personal Fouls:** Minnesota 21, MU 20
Technical: None **Fouled Out:** none **Att:** 12,534

MINNESOTA	92	Game 2
UNC-Asheville	65	November 21, 2001 Williams Arena Minneapolis, Minn.
Attendance: 12,188		

Recap: After a sluggish first half, the Golden Gophers scored 56 second-half points en route to a 92-65 drubbing of North Carolina-Asheville at Williams Arena in front of 12,188 fans. For the second consecutive game, Michael Bauer led Minnesota in scoring, pacing five Golden Gophers in double figures. The sophomore forward pumped in a game-high 19 points on 8-of-12 shooting. The Golden Gophers held a double-figure lead throughout the second half, but exploded with 7:34 remaining, scoring 16 of the next 18 points to build their lead to 30 with 3:32 remaining. Despite going 0-for-3 and failing to score, Kevin Burleson dished out a career-high 11 assists.

Minnesota	Min	FG-A	FT-A	R	A	Pt	UNCA	Min	FG-A	FT-A	R	A	Pt
Bauer, F	26	8-12	1-1	2	3	19	Shaw, F	36	5-10	1-2	4	4	12
Rychart, F	24	4-8	1-2	7	2	9	Joyner, F	20	2-5	2-4	4	1	6
Rickert, C	30	4-7	4-4	4	3	15	McGonagill, C	22	2-2	0-1	2	2	4
Burleson, G	23	0-3	0-0	2	11	0	Kragel, G	33	2-6	2-2	2	4	7
Fleming, G	18	3-8	0-0	0	2	8	Carter, G	30	5-8	0-0	2	3	12
Robinson	8	0-3	0-0	0	2	0	Allen	13	1-2	1-1	4	1	3
Hokenson	2	0-1	0-0	0	0	0	Capel	3	0-0	0-0	0	0	0
Hargrow	11	5-6	0-0	2	1	11	Vellacott	0+	0-0	0-0	0	0	0
Bennett	18	5-7	1-2	5	1	11	McCullough	24	4-11	2-2	2	1	11
Bolden	3	0-0	1-2	1	0	1	Harper	12	2-4	0-0	1	0	5
Lorang	3	2-2	0-0	1	1	4	Barber	7	2-2	0-0	1	0	5
Esselink	10	1-6	0-0	1	1	2	TEAM				3		
Chall	3	0-1	0-0	1	0	0	Totals	200	25-50	8-12	25	16	65
Holman	21	7-10	0-0	6	1	14							
TEAM				7									
Totals	200	39-74	8-11	39	26	92							

Halftime: Minnesota 36, UNCA 25 **3-Pt Goals:** Minn - 6-17 (Bauer 2-3, Rychart 0-1, Rickert 3-6, Burleson 0-1, Fleming 0-2, Robinson 0-1, Hargrow 1-1, Esselink 0-2) UNCA - 7-15 (Shaw 1-3, Joyner 0-1, Kragel 1-4, Carter 2-3, McCullough 1-2, Harper 1-1, Barber 1-1)
Turnovers: Minnesota 12, UNCA 22 **Personal Fouls:** Minnesota 13, UNCA 13
Technical: None **Fouled Out:** none **Att:** 12,188

MINNESOTA	86	Game 3
Eastern Washington	68	November 24, 2001 Williams Arena Minneapolis, Minn.
Attendance: 12,533		

Recap: Minnesota defeated Eastern Washington, 86-68, in front of 12,533 fans at Williams Arena as the Golden Gophers shot a stellar 54.5 percent from the field. Junior Michael Bauer led the Maroon and Gold with 17 points. Junior Jerry Holman and freshman Rick Rickert were also key with 14-point efforts. Rickert added a game- and career-high 10 rebounds and five blocks in the drubbing of the Eagles. Rickert's five blocks were the most for a Golden Gopher since Joel Pryzbilla had six on Feb. 5, 2000. Bauer, with his 17 points, has led Minnesota in scoring in all three games this year.

Minnesota	Min	FG-A	FT-A	R	A	Pt	EWU	Min	FG-A	FT-A	R	A	Pt
Bauer, F	24	6-9	3-4	2	0	17	Quinto, F	17	2-3	0-0	1	0	6
Rychart, F	23	2-2	1-2	2	4	6	Lewis, F	31	2-2	2-2	3	5	6
Rickert, C	27	4-5	5-8	10	2	14	Humbert, C	20	2-7	7-9	6	0	11
Burleson, G	24	2-5	0-0	2	8	6	Hester, G	26	3-10	2-2	5	3	8
Bennett, G	24	3-10	0-0	3	1	7	Snow, G	27	5-10	0-0	5	1	15
Robinson	13	1-3	2-2	0	2	5	Hull	4	1-1	0-0	0	0	3
Hokenson	2	0-0	0-0	0	0	0	Lincoln	4	0-0	0-0	0	0	0
Hargrow	11	1-2	0-0	3	0	2	McCulloch	12	3-4	2-4	4	0	8
Fleming	17	2-6	3-4	2	2	7	Cooper	13	0-4	0-0	1	2	0
Bolden	2	0-1	0-0	0	0	0	Browne	15	3-4	0-0	0	0	8
Lorang	2	1-1	0-2	0	0	2	Axton	23	0-5	2-2	2	1	2
Esselink	9	2-2	0-0	3	2	5	Smith	8	0-1	1-2	0	0	1
Chall	2	0-0	1-2	0	0	1	TEAM				4		
Holman	20	6-9	2-4	3	0	14	Totals	200	21-51	16-21	31	12	68
TEAM				3									
Totals	200	30-55	17-28	33	21	86							

Halftime: Minnesota 41, EWU 32 **3-Pt Goals:** Minn - 9-21 (Bauer 2-4, Rychart 1-1, Rickert 1-1, Burleson 2-5, Bennett 1-6, Fleming 0-2, Robinson 1-1, Esselink 1-1) EWU - 10-18 (Quinto 2-3, Snow 5-6, Hull 1-1, Cooper 0-4, Browne 2-3, Axton 0-1)
Turnovers: Minnesota 17, EWU 24 **Personal Fouls:** Minnesota 20, EWU 22
Technical: None **Fouled Out:** EWU-Quinto **Att:** 12,533

MINNESOTA	79	Game 4
Wake Forest	85	November 27, 2001 Lawrence Joel Coliseum Winston-Salem, N.C.
Attendance: 9,227		

Recap: The Golden Gophers were unable to hold on as they dropped their first-ever game in the ACC/Big Ten Challenge, 85-79, to 23rd-ranked Wake Forest in Winston-Salem, N.C. Led by senior Dusty Rychart's 22 points and 13 rebounds, the Golden Gophers led 39-36 at halftime and owned the edge for much of the second stanza before letting things slip away. After Travarus Bennett's two free throws with 1:38 remaining gave Minnesota a 79-74 lead, the Demon Deacons scored the last 11 points to win the game. Bennett added 12 along with Kevin Burleson.

Minnesota	Min	FG-A	FT-A	R	A	Pt	Wake Forest	Min	FG-A	FT-A	R	A	Pt
Bauer, F	26	4-14	3-9	5	0	11	Howard, F	35	9-15	1-2	9	3	21
Rychart, F	35	8-15	5-6	13	0	22	Songaila, F	32	5-14	13-13	10	0	23
Rickert, C	32	4-9	0-0	5	2	9	Scott, F	33	7-10	5-8	8	1	19
Burleson, G	29	4-16	2-3	0	4	12	Hicks, G	28	1-8	2-2	2	4	5
Bennett, G	30	4-9	3-3	7	0	12	Dawson, G	22	3-8	0-0	2	1	8
Robinson	3	0-0	0-0	0	0	0	Downey	5	0-1	0-0	1	0	0
Hargrow	4	0-0	0-0	0	0	0	Danelius	15	2-3	1-1	4	1	5
Fleming	14	4-6	0-0	1	2	9	Murray	20	0-3	2-2	2	4	2
Esselink	1	0-0	0-0	0	0	0	Lepore	10	1-5	0-0	1	2	0
Holman	26	2-4	0-0	7	1	4	TEAM				6		
TEAM				3			Totals	200	28-67	24-28	45	16	85
Totals	200	30-73	10-12	41	9	79							

Halftime: Minnesota 39, WFU 36 **3-Pt Goals:** Minn - 9-26 (Bauer 3-9, Rychart 1-1, Rickert 1-3, Burleson 2-8, Bennett 1-3, Fleming 1-2) EWU - 5-25 (Howard 2-4, Songaila 0-2, Hicks 1-7, Dawson 2-7, Downey 0-1, Murray 0-1, Lepore 0-3)
Turnovers: Minnesota 11, WFU 12 **Personal Fouls:** Minnesota 23, WFU 15
Technical: None **Fouled Out:** WFU-Dawson **Att:** 9,227

MINNESOTA	89	Game 5
Texas-Pan American	72	December 1, 2001 Williams Arena Minneapolis, Minn.
Attendance: 12,110		

Recap: Minnesota rebounded from its close loss to nationally-ranked Wake Forest, downing Texas-Pan American 89-72 at Williams Arena in front of 12,110 fans. The Golden Gophers were led by Travarus Bennett's career-high 19 points on 5-of-8 shooting from the field and a perfect 6-for-6 from the charity stripe. In addition to Bennett, three other Golden Gophers scored in double figures - Dusty Rychart (18 points), Michael Bauer (13 points) and Kevin Burlison (10 points). Minnesota shot 47.5 percent from the field (29-61), 47.1 percent from behind the arc (8-17) and 85.2 percent from the line (23-27).

Minnesota	Min	FG-A	FT-A	R	A	Pt	UTPA	Min	FG-A	FT-A	R	A	Pt
Bauer, F	29	3-6	6-6	4	1	13	Nubine, F	27	4-7	0-0	5	0	9
Rychart, F	23	8-12	1-3	6	1	18	Hill, F	17	1-1	1-1	0	0	3
Rickert, F	28	4-15	0-0	5	4	8	Quinn, C	33	3-12	3-5	7	0	9
Burlison, G	30	3-4	2-2	3	6	10	Mitchell, G	20	1-2	2-2	1	4	4
Bennett, G	30	5-8	6-6	4	0	19	Chatman, G	29	6-17	5-6	2	4	21
Robinson	6	0-0	2-4	0	2	2	Montalvo	4	0-1	0-0	0	0	0
Hargrow	7	1-4	2-2	3	0	4	Davis	1	0-0	0-0	0	0	0
Fleming	18	1-3	4-4	6	1	7	Iate	9	0-1	0-0	0	0	0
Bolden	1	0-0	0-0	0	0	0	Sakalys	28	4-9	3-6	2	1	12
Lorang	2	0-0	0-0	0	0	0	Traylor	20	4-6	1-1	3	2	11
Esselink	5	0-0	0-0	0	0	0	Sinikovas	12	1-1	0-0	1	1	3
Holman	21	4-9	0-0	1	1	8	TEAM						12
TEAM						5	Totals	200	24-57	15-21	33	13	72
Totals	200	29-61	23-27	37	16	89							

Halftime: Minnesota 42, UTPA 30 **3-Pt Goals:** Minn - 9-26 (Bauer 1-3, Rychart 1-2, Rickert 0-4, Burlison 2-2, Bennett 3-4, Hargrow 0-1, Fleming 1-1) UTPA - 9-25 (Nubine 1-4, Quinn 0-1, Mitchell 0-1, Chatman 4-10, Tate 0-1, Sakalys 1-3, Traylor 2-4, Sinikovas 1-1)
Turnovers: Minnesota 16, UTPA 22 **Personal Fouls:** Minnesota 20, UTPA 23
Technical: UTPA-bench **Fouled Out:** UTPA-Nubine **Att:** 12,110

MINNESOTA	50	Game 6
UNC-Wilmington	58	December 4, 2001 Williams Arena Minneapolis, Minn.
Attendance: 12,069		

Recap: It was a story of two entirely different halves of basketball for Minnesota as the Golden Gophers fell 58-50 to North Carolina-Wilmington at Williams Arena in front of 12,069 fans. After building a 31-22 halftime lead, the Maroon and Gold went cold, making only seven baskets in the second half and mustering only 19 points to the Seahawks' 36. Minnesota was led by Rick Rickert's 13 points, six boards and four blocks. Dusty Rychart scored 10 points to reach double-digits for the third consecutive game.

Minnesota	Min	FG-A	FT-A	R	A	Pt	UNCW	Min	FG-A	FT-A	R	A	Pt
Bauer, F	31	0-7	3-4	5	1	3	Williams, F	36	6-9	5-6	11	2	18
Rychart, F	32	3-7	1-2	4	2	10	Hare, F	38	1-10	0-0	2	2	3
Rickert, F	32	6-12	0-0	6	1	13	Callahan, C	18	0-4	2-2	5	2	2
Burlison, G	29	3-8	1-2	2	5	8	Chapman, G	8	0-0	0-1	0	1	0
Bennett, G	18	0-1	0-0	0	0	0	Blizzard, G	38	5-10	3-5	4	0	16
Robinson	8	1-3	0-0	2	0	3	Coombs	21	2-5	1-2	3	0	2
Hargrow	13	2-5	0-0	1	1	5	Gunn	7	0-0	0-0	0	0	0
Fleming	19	2-4	0-0	5	1	4	Burnette	30	2-9	6-6	2	3	11
Holman	18	2-5	0-1	4	0	4	Terrell	3	0-0	1-2	0	0	1
TEAM						7	Clifford	1	0-0	2-2	1	0	2
Totals	200	19-52	5-9	36	11	50	TEAM						6
							Totals	200	16-47	20-26	34	10	58

Halftime: Minnesota 31, UNCW 22 **3-Pt Goals:** Minn - 7-20 (Bauer 0-2, Rychart 3-5, Rickert 1-6, Burlison 1-4, Robinson 1-1, Hargrow 1-1, Fleming 0-1) UNCW - 6-15 (Williams 1-1, Hare 1-3, Callahan 0-1, Blizzard 3-6, Burnette 1-4)
Turnovers: Minnesota 16, UNCW 12 **Personal Fouls:** Minnesota 19, UNCW 15
Technical: none **Fouled Out:** none **Att:** 12,069

MINNESOTA	55	Game 7
Georgia	77	December 7, 2001 Stegeman Coliseum Athens, Ga.
Attendance: 7,158		

Recap: Senior forward Dusty Rychart recorded his second double-double of the season and 16th of his career with 10 points and 11 rebounds, but the Golden Gophers fell to the Georgia Bulldogs 77-55, in Stegeman Coliseum in Athens, Ga. Losing their second consecutive game, the Gophers shot just 19-of-66 (28.8%) from the field, while the Bulldogs made 28-of-66 (42.4%) in maintaining a double-digit lead for much of the game. Travarus Bennett added eight points and six rebounds for Minnesota, while Jerry Holman, Maurice Hargrow and Rick Rickert each contributed seven tallies.

Minnesota	Min	FG-A	FT-A	R	A	Pt	Georgia	Min	FG-A	FT-A	R	A	Pt
Rickert, F	21	3-6	0-0	7	0	7	Wright, G	24	3-8	2-2	3	6	9
Burlison, G	22	2-6	0-0	0	1	4	Williams, G	28	5-15	0-0	9	2	11
Bennett, G	28	3-7	1-2	6	2	8	Hayes Jarvis, F	28	8-17	0-0	5	0	18
Bauer, F	22	1-7	0-0	4	1	2	Daniels, F	27	5-7	5-10	9	0	15
Rychart, F	23	2-7	6-8	11	0	10	Thomas, C	26	1-3	4-4	4	4	6
Robinson	5	0-1	0-2	1	0	0	Watts	2	0-0	0-0	0	1	0
Hokenson	2	0-0	0-0	1	1	0	Cole	18	1-5	2-2	1	3	2
Hargrow	14	3-7	0-0	3	0	7	Britton	2	0-0	0-0	1	1	0
Fleming	26	2-13	1-2	4	1	5	Pevey	14	1-3	0-0	6	0	2
Esselink	14	2-4	0-0	2	0	5	Patrick	19	1-2	0-0	2	2	2
Chall	0+	0-0	0-0	0	0	0	Szymanek	2	0-0	0-0	0	0	0
Holman	23	1-8	5-6	4	1	7	Jonas Hayes	4	1-2	2-2	1	0	4
TEAM						5	Wehunt	6	2-4	0-0	1	0	5
Totals	200	19-66	13-20	48	7	55	TEAM						8
							Totals	200	28-66	15-20	50	19	77

Halftime: Minnesota 29, UGA 40 **3-Pt Goals:** Minn - 4-24 (Rickert, 1-4, Burlison, 0-2, Bennett 1-4, Bauer 0-5, Robinson 0-1, Hargrow 1-2, Fleming 0-4, Esselink 1-2) UGA - 6-25 (Wright, 1-5, Williams 1-5, Hayes 2-8, Cole 1-4, Pevey 0-1, Wehunt 1-2)
Turnovers: Minnesota 20, UGA 13 **Personal Fouls:** Minnesota 17, UGA 19
Technical: none **Fouled Out:** none **Att:** 7,158

MINNESOTA	75	Game 8
Oregon	72	December 10, 2001 Williams Arena Minneapolis, Minn.
Attendance: 12,610		

Recap: Freshman forward Rick Rickert scored a career-high 28 points to lead Minnesota (5-3) to a 75-72 victory over Oregon (4-3) at Williams Arena. Despite shooting just 40 percent from the field, the Golden Gophers persevered to halt a two-game losing streak. Rickert's 28-point performance is the most by a Minnesota freshman since Randy Carter notched 29 against Northwestern on January 26, 1991. He just missed his second double-double of the season, leading Minnesota with nine rebounds. Kerwin Fleming (14), Travarus Bennett (11) and Dusty Rychart (10) also scored in double figures.

Minnesota	Min	FG-A	FT-A	R	A	Pt	Oregon	Min	FG-A	FT-A	R	A	Pt
Rickert, F	36	11-17	4-7	9	0	28	Johnson, F	29	2-7	2-3	6	0	6
Bauer, F	24	1-7	0-0	7	0	2	Jackson, F	32	2-8	3-4	7	4	7
Rychart, F	26	3-6	4-4	5	0	10	Christoffersen, C	18	3-3	5-7	4	0	11
Burlison, G	30	3-11	0-0	1	5	6	Ridnour, G	37	4-9	0-0	5	6	11
Bennett, G	30	3-6	4-6	5	0	11	Jones, G	35	4-11	2-2	4	4	11
Robinson	4	0-0	0-0	0	0	0	Davis	17	4-6	0-0	0	2	11
Fleming	23	3-11	5-6	3	2	14	Lever	3	1-1	0-0	0	0	3
Esselink	9	0-3	0-0	0	3	0	Helquist	11	3-3	1-1	0	0	7
Holman	18	2-4	0-0	3	1	4	Anderson	18	2-4	1-2	5	0	5
TEAM						2	TEAM						8
Totals	200	26-65	17-23	35	13	75	Totals	200	25-52	14-19	39	16	72

Halftime: Minnesota 33, UO 34 **3-Pt Goals:** Minn - 6-24 (Rickert, 2-4, Bauer 0-3, Burlison, 0-5, Bennett 1-3, Fleming 3-6, Esselink 0-3) UO - 8-21 (Jackson 0-4, Ridnour 3-8, Jones 1-3, Davis 3-5, Lever, 1-1)
Turnovers: Minnesota 9, UO 18 **Personal Fouls:** Minnesota 14, UO 18
Technical: none **Fouled Out:** none **Att:** 12,610

MINNESOTA Maryland-Eastern Shore 72

95

Game 9

December 13, 2001
Williams Arena
Minneapolis, Minn.

Attendance: 12,155

Recap: Five players scored in double figures to lead Minnesota to a convincing 95-48 win over Maryland-Eastern Shore at Williams Arena. The Golden Gophers' 47-point win is the third-largest in school history. The Golden Gophers never trailed in the game, taking a 45-24 lead at the half. Dusty Rychart posted his third double-double of the season with a game-high 17 points and 10 rebounds. Travarus Bennett finished with 16 points, while Michael Bauer and Jerry Holman added 15 apiece. Steve Esselink pitched in a career-high 12 points on 5-of-5 shooting. Kevin Burleson added a game-high eight assists.

Minnesota	Min	FG-A	FT-A	R	A	Pt	UMES	Min	FG-A	FT-A	R	A	Pt
Rickert, F	22	1-6	3-3	4	1	5	Smith, T, F	1	0-0	0-0	0	0	0
Bauer, F	19	5-8	3-5	2	3	15	Bowen, F	35	4-8	2-2	5	0	10
Rychart, F	23	8-10	0-0	10	2	17	Newson, C	16	1-5	0-2	2	1	2
Burleson, G	22	1-2	3-4	4	8	5	Hickman, G	27	3-7	1-2	1	2	7
Bennett, G	23	4-4	5-6	2	2	16	Trotter, G	33	3-18	2-2	2	2	9
Robinson	14	0-2	0-0	2	4	0	Majeed	1	0-0	0-0	0	0	0
Hokenson	4	0-1	0-0	1	0	0	Campbell	22	2-7	0-0	1	0	5
Fleming	15	2-5	3-3	0	1	8	Joiner	17	2-7	2-2	2	1	7
Bolden	4	0-2	0-0	2	0	0	Darby	15	1-2	0-0	0	0	3
Lorang	10	1-4	0-0	0	0	2	Smith, L	4	0-0	0-0	1	0	0
Esselink	14	5-5	0-0	1	2	12	Thomas	12	0-0	0-0	1	0	0
Chall	4	0-1	0-0	0	0	0	Trotman	17	2-3	1-3	8	0	5
Holman	26	5-8	5-7	8	2	15	TEAM						6
TEAM						6	Totals	200	18-57	8-13	29	6	48
Totals	200	32-58	22-28	42	25	95							

Halftime: Minnesota 45 UMES 24 3-PT Goals: Minn - 9-19 (Rickert 0-1, Bauer 2-3, Rychart 1-3, Bennett 3-3, Robinson 0-1, Hokenson 0-1, Fleming 1-3, Bolden 0-1, Lorang 0-1, Esselink 2-2) UMES - 4-20 (Hickman 0-3, Trotter 1-5, Campbell 1-6, Joiner 1-4, Darby 1-2)

Turnovers: Minnesota 13, UMES 18
Technical: none

Personal Fouls: Minnesota 15, UMES 18
Fouled Out: UMES-Thomas

Att: 12,155

MINNESOTA Nebraska 72

81

Game 10

December 22, 2001
Williams Arena
Minneapolis, Minn.

Attendance: 13,435

Recap: The Golden Gophers upped their record to 7-3 with an 81-72 victory over the Nebraska Cornhuskers at Williams Arena in front of 13,435 fans. Minnesota was led by senior Dusty Rychart's 18 points and nine rebounds. Rychart scored 15 of his game-high total in the second half, while Michael Bauer (15) and Rick Rickert (14) also scored in double-figures. Bauer led Minnesota with 13 first-half points, pacing the Golden Gophers to a 38-30 advantage. Minnesota never trailed in the second half despite an outstanding effort by Nebraska.

Minnesota	Min	FG-A	FT-A	R	A	Pt	Nebraska	Min	FG-A	FT-A	R	A	Pt
Rickert, F	29	6-12	1-3	3	0	14	Muhleisen, F	33	4-9	1-2	4	5	13
Bauer, F	25	5-10	2-2	4	3	15	Buckendahl, F	27	1-4	1-2	4	1	3
Rychart, F	35	7-17	4-5	9	4	18	Conklin, C	12	0-2	0-0	2	0	0
Burleson, G	26	3-4	1-1	0	5	9	Cochran, G	23	4-7	0-0	2	2	11
Bennett, G	28	1-2	5-7	5	1	8	Clemmons, G	26	4-9	0-0	4	3	10
Robinson	10	0-2	0-0	0	1	0	Robinson	20	4-7	2-2	2	2	14
Hargrow	5	1-2	0-0	0	2	2	Boeker	4	0-0	0-2	1	0	0
Fleming	20	3-5	0-1	2	1	8	Ford	5	0-0	2-2	2	1	2
Esselink	8	1-3	0-0	3	0	2	Simms	14	3-4	2-3	3	1	8
Holman	14	2-3	1-2	3	1	5	Heimos	13	1-2	0-0	1	0	2
TEAM						4	Turek	23	2-5	3-4	3	1	9
Totals	200	29-60	14-21	33	18	81	TEAM						4
							Totals	200	24-49	11-17	32	16	72

Halftime: Minnesota 38, NU 30 3-PT Goals: Minn - 9-25 (Rickert, 1-6, Bauer 3-8, Rychart 0-2, Burleson 2-3, Bennett 1-1, Robinson 0-2, Fleming 2-3) NU - 13-22 (Muhleisen 4-6, Buckendahl 0-1, Cochran 3-5, Clemmons 2-4, Robinson 4-6)

Turnovers: Minnesota 11, NU 18
Technical: NU-bench

Personal Fouls: Minnesota 19, NU 18
Fouled Out: NU-Turek

Att: 13,435

MINNESOTA Texas Tech 80

60

Game 11

December 30, 2001
United Spirit Arena
Lubbock, Texas

Attendance: 14,232

Recap: Senior Dusty Rychart led the Golden Gophers with 20 points, as Minnesota (7-4) fell to Texas Tech (10-1), 80-60, in Lubbock, Texas. In the game, Rychart became the 31st Golden Gopher in school history to score 1,000 career points (1,013 points). In the second half with Minnesota leading 46-44, the Red Raiders went on a 16-2 run to take a 60-48 advantage. The run was ended by a pair of Rychart free throws, but the Gophers were unable to recover. The Golden Gophers were short-handed going into the ball game, as guard Kerwin Fleming didn't play due to back spasms. Minnesota also found its bench depleted due to foul trouble as four Gophers fouled out.

Minnesota	Min	FG-A	FT-A	R	A	Pt	Texas Tech	Min	FG-A	FT-A	R	A	Pt
Rickert, F	17	1-4	0-0	4	0	2	Storozynski, F	28	4-9	2-2	11	1	10
Rychart, F	34	7-15	6-7	8	3	20	Powell, F	30	4-10	6-9	8	0	14
Holman, C	16	1-8	0-0	2	0	2	Ellis, C	38	6-10	4-7	10	0	16
Burleson, G	34	2-12	1-2	5	5	6	Emmett, G	35	7-13	5-7	7	2	20
Bennett, G	33	6-14	0-2	10	3	15	Chavis, G	37	4-8	5-6	3	8	14
Robinson	6	0-1	0-0	0	0	0	Shropshire	2	0-1	0-0	1	0	0
Hargrow	15	1-5	0-0	2	1	2	Doudney	7	1-2	0-0	0	0	3
Bolden	1	0-0	0-0	0	0	0	Marshall	4	0-1	0-0	1	1	0
Lorang	2	0-0	0-0	1	0	0	Ross	3	0-0	0-0	0	0	0
Esselink	21	2-9	1-2	1	4	7	Cassidy	2	0-1	0-0	0	0	0
Bauer	21	2-5	2-2	6	0	6	Valdez	10	0-0	1-3	1	1	1
TEAM						2	Arenas	2	0-1	0-0	1	0	0
Totals	200	22-73	10-15	41	16	60	Michalec	2	1-1	0-0	2	0	2
							TEAM						1
							Totals	200	27-57	23-34	46	13	80

Halftime: Minnesota 37, TT 37 3-PT Goals: Minn - 6-29 (Rickert 0-2, Bauer 0-3, Burleson 1-6, Bennett 3-7, Robinson 0-1, Esselink 2-6, Hargrow 0-4) TT - 3-12 (Powell 0-1, Emmett 1-1, Chavis 1-4, Shropshire 0-1, Doudney 1-2, Marshall 0-1, Cassidy 0-1, Arenas 0-1)

Turnovers: Minnesota 11, TT 14
Technical: UM-bench

Personal Fouls: Minnesota 28, TT 16
Fouled Out: UM - Rickert, Bauer, Holman, Burleson Att: 14,232

MINNESOTA Illinois 76

53

Game 12

January 2, 2002
Assembly Hall
Champaign, Ill.

Attendance: 16,500

Recap: The Golden Gophers opened their Big Ten basketball schedule with a 76-53 loss at seventh-ranked Illinois in Champaign, Ill., in front of 16,500 fans. The Gophers were led by Michael Bauer's 16 points and four rebounds. It was the first time the sophomore had led Minnesota in scoring since he paced the Golden Gophers in their first three contests. Travarus Bennett, who was coming off a 15 point/10 rebound performance versus Texas Tech, led Minnesota with seven rebounds to go along with his six points. Illinois was led by Brian Cook's 16 points and eight caroms.

Minnesota	Min	FG-A	FT-A	R	A	Pt	Illinois	Min	FG-A	FT-A	R	A	Pt
Bauer, F	29	6-13	3-4	4	1	16	Harrington, F	32	3-8	0-0	1	7	9
Rychart, F	31	3-12	1-1	5	3	7	Cook, F	32	6-11	4-4	8	2	16
Rickert, C	20	2-6	0-1	1	1	5	Archibald, C	26	6-11	6-10	5	0	14
Burleson, G	25	0-2	0-0	2	4	0	Bradford, G	32	3-7	6-8	3	4	14
Bennett, G	28	2-6	2-3	7	3	6	Williams, G	33	2-6	2-2	4	4	8
Robinson	4	0-0	0-1	0	0	0	Head	22	2-3	2-2	1	2	7
Hokenson	1	0-0	0-0	1	0	0	Ferguson	1	0-0	0-0	0	1	0
Hargrow	5	0-2	0-0	0	0	0	Howard	1	0-0	0-0	0	0	0
Fleming	19	2-3	0-1	0	1	4	Thomas	1	0-1	0-0	0	0	0
Esselink	14	2-2	0-0	1	0	5	Powell	3	1-1	0-0	0	0	2
Chall	1	0-0	0-0	1	0	0	Smith	17	3-6	0-0	6	2	6
Holman	23	5-8	0-0	2	1	10	TEAM						3
TEAM						4	Totals	200	24-50	20-26	31	22	76
Totals	200	22-54	6-11	28	14	53							

Halftime: Minnesota 25, UI 34 3-PT Goals: Minn - 3-13 (Bauer 1-3, Rychart 0-2, Rickert 1-3, Burleson 0-1, Bennett 0-1, Hargrow 0-1, Fleming 0-1, Esselink 1-1) UI - 8-22 (Harrington 3-8, Cook 0-2, Bradford 2-4, Williams 2-6, Head 1-2)

Turnovers: Minnesota 17, UI 12
Technical: none

Personal Fouls: Minnesota 19, UI 14
Fouled Out: none

Att: 16,500

MINNESOTA		70	Game 13	
Michigan State		67	January 5, 2002 Williams Arena Minneapolis, Minn.	
Attendance: 16,500				

Recap: The Golden Gophers earned their first Big Ten victory of the season, downing No. 17 Michigan State, 70-67, in front of 13,696 fans. It also was Minnesota's first victory over a ranked opponent since a 54-49 victory Jan. 6, 2001, against No. 12 Wisconsin. Jerry Holman came off the bench to score 16 points, including 10 in the first half, for the Gophers. The 6-10 junior was 6-of-7 from the field and 4-of-5 from the free-throw line. Rick Rickert added 15 points, while Michael Bauer reached double figures for the second consecutive game with 12 tallies.

Minnesota	Min	FG-A	FT-A	R	A	Pt	Michigan State	Min	FG-A	FT-A	R	A	Pt
Bauer, F	33	4-9	1-3	3	3	12	Wolfe, F	29	3-15	4-5	12	1	11
Rychart, F	23	3-7	3-4	5	2	9	Anderson, F	20	2-3	2-2	2	1	6
Rickert, C	33	6-8	2-2	4	2	15	Anagnonye, F	37	5-9	1-3	7	1	11
Burleson, G	23	1-6	3-4	2	2	5	Hill, G	38	8-14	3-3	4	2	25
Bennett, G	30	1-4	5-7	3	1	7	Torbert, G	36	4-12	1-2	7	4	11
Fleming	28	1-6	3-4	3	1	6	Ishbia	1	0-0	0-0	0	0	0
Esselink	7	0-2	0-0	0	1	0	Bograkos	25	1-2	0-1	4	1	3
Holman	23	6-7	4-5	3	0	16	Andreas	13	0-0	0-0	1	0	0
TEAM				3			Westrick	10	0-0	0-0	1	0	0
Totals	200	22-49	21-29	26	12	70	TEAM				3		
							Totals	200	23-55	11-16	41	10	67

Halftime: Minnesota 37, MSU 30 3-Pt Goals: Minn - 5-16 (Bauer 3-6, Rickert 1-1, Burleson 0-4, Bennett 0-1, Fleming 1-3, Esselink 0-1) MSU - 10-21 (Wolfe 1-5, Hill 6-10, Torbert 2-5, Bograkos 1-1)
Turnovers: Minnesota 11, MSU 17 Personal Fouls: Minnesota 17, MSU 24
Technical: none Fouled Out: MSU-Anderson, Anagnonye Att: 13,696

MINNESOTA		90	Game 14	
Michigan		82	January 9, 2002 Williams Arena Minneapolis, Minn.	
Attendance: 13,172				

Recap: The Golden Gophers earned their second consecutive Big Ten Conference victory with a 90-82 victory over the Michigan Wolverines in Williams Arena in front of 13,172 fans. Minnesota trailed 41-38 at halftime, but 81.8 percent shooting from the field in the second half led the Gophers to victory. Gold Country shot 69.4 percent from the field for the game, including 61.5 from three-point range. Both marks are the third-best in school history. Dusty Rychart led the Gophers with 19 points, Michael Bauer added 15 points, while Jerry Holman poured in 12 for Minnesota.

Minnesota	Min	FG-A	FT-A	R	A	Pt	Michigan	Min	FG-A	FT-A	R	A	Pt
Bauer, F	27	6-8	1-2	7	2	15	Robinson, F	34	8-18	3-3	4	3	19
Rychart, F	37	9-12	1-1	7	1	19	Blanchard, F	29	5-10	4-4	5	3	17
Rickert, C	16	3-3	0-1	3	0	7	Young, C	36	2-4	4-4	7	0	8
Burleson, G	25	5-8	6-6	3	4	19	Jones, G	18	1-3	3-4	2	1	6
Bennett, G	26	1-1	2-2	3	3	5	Gottfredson, G	14	0-0	0-0	0	1	0
Robinson	2	0-1	0-0	0	0	0	Queen	26	2-6	0-0	0	6	5
Hargrow	10	2-2	2-4	1	0	6	Ingerson	10	3-9	0-0	0	0	9
Fleming	22	2-5	2-4	1	2	7	Groninger	18	3-7	5-5	0	1	13
Esselink	5	0-0	0-0	0	2	0	Bailey	15	2-6	1-2	3	0	5
Holman	30	6-9	0-0	3	3	12	TEAM				3		
TEAM				4			Totals	200	26-63	20-22	24	15	82
Totals	200	34-49	14-20	32	17	90							

Halftime: Minnesota 38, MI 41 3-Pt Goals: Minn - 8-13 (Bauer 2-2, Rychart 0-1, Rickert 1-1, Burleson 3-4, Bennett 1-1, Robinson 0-1, Fleming 1-3) MI - 10-25 (Robinson 0-2, Blanchard 3-6, Jones 1-2, Queen 1-3, Ingerson 3-7, Groninger 2-5)
Turnovers: Minnesota 23, MI 14 Personal Fouls: Minnesota 19, MI 22
Technical: none Fouled Out: Minn - Rickert Att: 13,172

MINNESOTA		87	Game 15	
Purdue		71	January 12, 2002 Mackey Arena West Lafayette, Ind.	
Attendance: 12,488				

Recap: Scoring 53 points in the second half, the Golden Gophers won their third consecutive Big Ten tilt, downing Purdue 87-71 in West Lafayette, Ind. The victory was also the Golden Gophers first road win of the season. Kevin Burleson and Rick Rickert led the Golden Gophers with 24 points each, as Minnesota won for just the second time in its last 21 visits to Mackey Arena. Burleson also led the Golden Gophers with five assists, while Rickert had a game-high seven rebounds. Dusty Rychart added 14 points and five rebounds for Minnesota.

Minnesota	Min	FG-A	FT-A	R	A	Pt	Purdue	Min	FG-A	FT-A	R	A	Pt
Rickert, F	35	8-12	6-6	7	1	24	Smith, F	34	2-7	4-4	3	2	8
Bennett, F	24	2-4	2-2	6	2	7	Kilgore, F	25	3-7	4-4	1	0	12
Bauer, F	22	2-4	0-0	3	3	4	Allison, C	24	3-7	4-7	5	0	10
Rychart, F	29	7-8	0-0	5	2	14	Deane, G	36	9-18	7-8	1	3	29
Burleson, G	32	7-13	7-10	3	5	24	Parkinson, G	27	1-4	0-0	4	7	2
Robinson	2	0-0	0-0	0	0	0	Buscher	23	1-2	0-0	5	1	2
Hargrow	7	1-2	0-0	0	1	2	Lewis	17	2-6	0-0	4	2	5
Fleming	25	2-5	2-4	1	1	7	Marshall	12	1-3	0-0	0	0	3
Esselink	5	1-1	0-0	2	0	3	Carroll	2	0-0	0-0	0	0	0
Holman	19	1-3	0-0	1	0	2	TEAM				2		
TEAM				1			Totals	200	22-54	19-23	25	15	71
Totals	200	31-52	17-22	29	16	87							

Halftime: Minnesota 34, PU 40 3-Pt Goals: Minn - 8-16 (Rickert 2-4, Bennett 1-1, Bauer 0-1, Burleson 3-7, Fleming 1-2, Esselink 1-1) PU - 8-21 (Smith 0-3, Kilgore 2-5, Deane 4-7, Parkinson 0-3, Lewis 1-2, Marshall 1-1)
Turnovers: Minnesota 19, PU 19 Personal Fouls: Minnesota 17, PU 19
Technical: none Fouled Out: Minn - Fleming Att: 12,488

MINNESOTA		64	Game 16	
Wisconsin		73	January 16, 2002 Kohl Center Madison, Wis.	
Attendance: 16,363				

Recap: Despite Dusty Rychart's fourth double-double of the season and 18th of his career, the Minnesota Golden Gophers fell to Wisconsin 73-64, in Madison. Minnesota overcame a 16-point second half deficit, by going on a 17-4 run to climb within three points following Kevin Burleson's only basket of the night at 67-64 with 46.6 seconds remaining. But the Badgers made six consecutive free throws, while the Gophers committed their 19th and 20th turnovers of the night in the final minute to seal the game for Wisconsin. Rychart ended the game with 17 points and 10 rebounds, while Rickert added 13 points and seven caroms.

Minnesota	Min	FG-A	FT-A	R	A	Pt	Wisconsin	Min	FG-A	FT-A	R	A	Pt
Rickert, F	24	6-14	1-3	7	0	13	Mader, F	16	1-1	4-4	1	1	6
Bauer, F	33	3-6	3-4	7	1	7	Wills, F	26	0-4	5-7	4	0	5
Rychart, F	38	7-14	3-4	10	2	17	Davis, G	32	4-6	1-2	3	2	10
Burleson, G	23	1-6	0-0	0	3	2	Penney, G	35	5-13	8-9	6	2	19
Bennett, F	32	2-4	5-6	8	3	9	Harris, G	38	6-15	2-2	4	1	16
Robinson	3	0-0	0-0	0	0	0	Owens	13	1-7	0-0	1	1	3
Hargrow	4	1-1	1-2	1	0	3	Plank	7	0-1	0-0	1	1	0
Fleming	22	3-7	1-2	3	2	9	Wilkinson	33	5-8	3-4	10	1	14
Esselink	4	0-0	0-0	0	0	0	TEAM				1		
Holman	17	2-3	0-1	3	0	4	Totals	200	22-55	23-28	31	9	73
TEAM				2									
Totals	200	25-55	11-18	41	11	64							

Halftime: Minnesota 35, UW 34 3-Pt Goals: Minn - 3-17 (Rickert 0-5, Bauer 1-3, Rychart 0-3, Burleson 0-2, Bennett 0-1, Fleming 2-3) UW - 6-24 (Wills 0-2, Davis 1-1, Penney 1-6, Harris 2-9, Owens 1-4, Plank 0-1, Wilkinson 1-1)
Turnovers: Minnesota 20, UW 9 Personal Fouls: Minnesota 25, UW 21
Technical: none Fouled Out: Minn - Fleming, Burleson Att: 16,363

MINNESOTA	69	Game 17
Michigan	71	January 19, 2002 Crisler Arena Ann Arbor, Mich.
Attendance: 11,603		

Recap: Michigan was able to steal a 71-69 victory over Minnesota in Ann Arbor, Mich., as Bernard Robinson Jr. hit a running jumper with 3.3 seconds remaining for the win. It was the first loss for the Golden Gophers in their last four meetings with Michigan. Minnesota was led by its front line, which accounted for 75 percent of the team's scoring. Sophomore Michael Bauer led the Gophers in scoring for the fifth time this season, with 17 points. Rickert scored 15 points, while Rychart added 14 and nine rebounds, just missing his fifth double-double of the season.

Minnesota	Min	FG-A	FT-A	R	A	Pt	Michigan	Min	FG-A	FT-A	R	A	Pt
Rychart, F	35	6-15	2-2	9	1	14	Groninger, F	17	0-4	2-3	2	1	2
Bennett, F	26	1-2	0-0	4	1	3	Bailey, F	16	0-1	4-4	3	1	4
Rickert, C	27	4-8	6-8	3	2	15	Young, C	37	6-13	6-7	4	1	18
Burleson, G	33	2-6	2-2	4	8	6	Queen, G	35	2-3	0-0	0	4	5
Bauer, G	30	7-15	0-0	2	2	17	Golfredson, G	3	0-0	0-0	0	0	0
Fleming, G	23	0-1	3-6	4	1	3	Ingerson, G	23	4-11	0-0	4	2	10
Esselink, G	2	0-1	0-0	0	0	0	Blanchard, G	27	8-10	1-2	3	0	20
Holman, G	12	3-6	0-0	3	0	6	Robinson, Jr.	25	5-12	2-2	10	6	12
Hargrow, G	12	1-1	2-2	3	0	5	Jones, G	17	0-2	0-0	2	0	0
TEAM				3			TEAM				1		
Totals	200	24-55	15-20	35	15	69	Totals	200	25-56	15-18	29	15	71

Halftime: Minnesota 29, MI 28 3-Pt Goals: Minn - 6-17 (Rychart 0-3, Bennett 1-1, Rickert 1-1, Burleson 0-3, Bauer 3-7, Esselink 0-1, Hargrow 1-1) MI - 6-19 (Groninger 0-2, Queen 1-2, Ingerson 2-6, Blanchard 3-5, Robinson 0-2, Jones 0-2)
Turnovers: Minnesota 16, MI 16 **Personal Fouls:** Minnesota 17, MI 15
Technical: none **Fouled Out:** MI - Blanchard **Att:** 11,603

MINNESOTA	89	Game 18
Ohio State	71	January 26, 2002 Williams Arena Minneapolis, Minn.
Attendance: 13,838		

Recap: The Golden Gophers won their third straight Big Ten game at home, downing No. 20/23 Ohio State 89-71. It was the first conference loss for the Buckeyes, snapping a nine-game Buckeye winning streak. Travarus Bennett's career-high 21 points led Minnesota. The senior guard also had seven rebounds, while making all six shots from the field, including three from three-point range, and all six of his free throws. Rick Rickert reached double figures for the fourth straight game, adding 19 points, while Jerry Holman and Dusty Rychart scored 12 and 10 points, respectively.

Minnesota	Min	FG-A	FT-A	R	A	Pt	Ohio State	Min	FG-A	FT-A	R	A	Pt
Rickert, F	30	5-8	6-6	4	1	19	Williams, F	35	3-4	2-2	5	0	8
Holman, F	28	5-9	2-2	4	2	12	Radinovic, C	13	1-3	7-10	4	0	9
Rychart, F	27	4-5	1-2	5	1	10	Darby, G	37	4-12	4-4	4	2	14
Fleming, G	27	4-9	0-0	2	3	9	Brown, G	29	6-13	2-5	2	4	14
Bennett, G	29	6-6	6-6	7	2	21	Savovic, G	21	1-4	2-3	3	3	4
Hargrow, G	14	2-3	2-2	1	0	6	Fuss-Cheatham, G	11	1-4	0-0	3	3	2
Burleson, G	28	2-3	2-4	1	9	6	Connolly, G	25	6-8	1-2	0	0	17
Esselink, G	1	0-0	0-0	0	0	0	Dials, G	14	1-4	0-1	4	2	2
Bauer, G	16	2-7	1-2	0	0	6	Dudley, G	10	0-1	1-2	1	0	1
TEAM				3			Martin, G	5	0-0	0-0	0	0	0
Totals	200	30-50	20-24	27	18	89	TEAM				4		
							Totals	200	23-53	19-29	30	14	71

Halftime: Minnesota 40, OSU 33 3-Pt Goals: Minn - 9-15 (Rickert 3-4, Rychart 1-1, Fleming 1-2, Bennett 3-3, Burleson 0-1, Bauer 1-4) OSU - 6-17 (Darby 2-6, Brown 0-3, Savovic 0-2, Connolly 4-6)
Turnovers: Minnesota 11, OSU 14 **Personal Fouls:** Minnesota 19, OSU 22
Technical: none **Fouled Out:** OSU - Williams **Att:** 13,838

MINNESOTA	94	Game 19
Penn State	70	January 30, 2002 Williams Arena Minneapolis, Minn.
Attendance: 13,130		

Recap: Minnesota thumped Penn State, 94-70, at Williams Arena in front of 13,130 Gopher faithful. Freshman Rick Rickert was the star for the Maroon and Gold, scoring 26 points on 9-of-12 shooting and pulling down five rebounds. The win marked the largest Big Ten victory since downing Penn State Feb. 2, 1999 in State College 93-69, while running the Golden Gopher home-court winning streak to seven games. Dusty Rychart and Jerry Holman each added 14 points, while Michael Bauer scored 12 off the bench. Holman also led the team with a game-high eight rebounds and three blocked shots.

Minnesota	Min	FG-A	FT-A	R	A	Pt	Penn State	Min	FG-A	FT-A	R	A	Pt
Rickert, F	26	9-12	5-8	5	2	26	Tate, F	30	1-8	1-3	1	2	3
Rychart, F	25	5-8	4-6	3	5	14	Smith, F	30	6-13	6-8	3	2	18
Holman, C	25	6-11	2-2	8	2	14	Jagla, C	27	4-8	0-0	4	1	8
Fleming, G	20	2-2	0-0	4	0	5	Watkins, G	34	5-11	1-2	3	4	13
Bennett, G	20	2-5	0-0	4	2	4	Chambliss, G	33	3-9	6-6	3	1	14
Robinson	5	0-0	0-0	2	0	0	Krimmel, G	6	0-0	0-0	1	1	0
Hokenson, G	2	0-0	0-0	0	1	0	Vossekuil, G	11	0-1	0-0	1	0	0
Hargrow, G	13	2-5	2-2	2	1	6	Tielsch, G	18	2-5	0-0	1	2	5
Burleson, G	24	0-0	2-2	2	5	2	Egekeze, G	8	2-2	5-7	4	0	9
Bolden, G	2	1-1	0-0	2	0	2	McDougald, G	2	0-1	0-0	1	0	0
Lorank, G	6	2-3	1-2	0	0	5	Crenshaw, G	1	0-2	0-0	1	0	0
Esselink, G	11	2-2	0-0	1	3	4	TEAM				4		
Chall, G	2	0-1	0-0	0	0	0	Totals	200	23-60	19-26	27	14	70
Bauer, G	19	5-8	2-2	2	3	12							
TEAM				3									
Totals	200	36-58	18-24	38	24	94							

Halftime: Minnesota 47, PSU 27 3-Pt Goals: Minn - 4-11 (Rickert 3-5, Fleming 1-1, Bennett, 0-2, Lorank 0-1, Bauer 0-2) PSU - 5-22 (Tate 0-5, Smith 0-3, Watkins 2-4, Chambliss 2-7, Tielsch 1-3)
Turnovers: Minnesota 12, PSU 12 **Personal Fouls:** Minnesota 20, PSU 21
Technical: none **Fouled Out:** none **Att:** 13,130

MINNESOTA	88	Game 20
Indiana	74	February 2, 2002 Williams Arena Minneapolis, Minn.
Attendance: 14,492		

Recap: Minnesota won its third consecutive game and its eighth straight at home, downing 25th-ranked Indiana, 88-74, in front of a season-high 14,492 Maroon and Gold faithful. It was Minnesota's second win in the past three games over a nationally-ranked opponent. Freshman Rick Rickert was once again the star for the Golden Gophers, scoring 27 points for his career-high scoring output in a Big Ten game. It was Rickert's second straight game with more than 20 points. Dusty Rychart (14), Kerwin Fleming (12) and Michael Bauer (11) also scored in double figures for the Golden Gophers.

Minnesota	Min	FG-A	FT-A	R	A	Pt	Indiana	Min	FG-A	FT-A	R	A	Pt
Rickert, F	32	9-18	7-10	6	1	27	Jeffries, F	34	1-8	5-8	9	2	7
Rychart, F	35	6-10	2-2	6	3	14	File, F	30	4-10	0-0	4	2	11
Holman, C	21	4-5	0-0	3	1	8	Odle, C	19	3-6	2-3	4	1	8
Fleming, G	31	3-9	5-8	1	2	12	Coverdale, G	39	6-13	2-5	5	5	19
Bennett, G	34	3-3	1-2	8	2	4	Hornsby, G	28	3-5	2-2	1	1	10
Hargrow, G	12	4-4	1-2	0	0	9	Moye, G	13	1-4	0-0	4	2	2
Burleson, G	21	1-3	0-0	3	4	3	Leach, G	8	3-4	2-2	4	0	8
Bauer, G	14	4-6	0-0	0	2	11	Perry, G	10	0-1	0-0	1	0	0
TEAM				2			Newton, G	19	3-8	3-4	7	1	9
Totals	200	32-58	16-24	29	15	88	TEAM				2		
							Totals	200	24-59	16-24	41	14	74

Halftime: Minnesota 37, IU 48 3-Pt Goals: Minn - 8-19 (Rickert 2-4, Rychart 0-2, Fleming 1-5, Bennett 1-3, Burleson 1-1, Bauer 3-4) IU - 10-24 (Jeffries 0-1, File 3-6, Coverdale 5-11, Hornsby 2-4, Moye 0-1, Perry 0-1)
Turnovers: Minnesota 8, IU 17 **Personal Fouls:** Minnesota 19, IU 21
Technical: IU - bench **Fouled Out:** IU - Newton **Att:** 14,492

MINNESOTA	86	Game 21
Iowa	78	February 9, 2002 Carver Hawkeye Arena Iowa City, Iowa
Attendance: 15,500		

Recap: Utilizing a 20-2 run to open the second half, along with 23 points and five rebounds by Rick Rickert, the Minnesota Golden Gophers downed the Iowa Hawkeyes, 86-78 in Iowa City, Iowa. The win marked Minnesota's fourth consecutive, as the Golden Gophers chalked up just their second road victory of the season. Rickert posted double figures for the seventh consecutive game, while Dusty Rychart added 15 points and 13 rebounds for his fifth double-double of the season and 19th of his career. Rychart has scored in double figures in eight straight games.

Minnesota	Min	FG-A	FT-A	R	A	Pt	Iowa	Min	FG-A	FT-A	R	A	Pt
Rickert, F	31	7-10	8-9	5	2	23	Worley, F	22	3-8	0-0	3	1	6
Rychart, F	38	5-8	4-6	13	4	15	Evans, F	38	1-6	3-6	16	2	5
Holman, C	24	3-6	2-5	2	0	8	Sonderleiter, C	14	2-5	3-3	2	1	7
Fleming, G	27	1-5	7-8	3	0	9	Pierce, G	16	0-3	0-2	0	2	0
Bennett, G	35	5-7	0-0	5	2	11	Recker, G	35	5-13	11-11	2	3	25
Hargrow	7	0-0	1-2	1	2	1	Leslie	2	0-0	0-0	1	0	0
Burleson	22	2-4	2-3	3	4	6	Hogan	22	2-6	5-7	0	5	10
Esselink	4	1-1	0-0	0	1	3	Reiner	8	0-3	0-0	3	1	0
Bauer	12	3-7	2-2	0	0	10	Boyd	23	4-8	0-0	1	1	10
TEAM				2			Henderson	15	3-4	5-8	3	0	13
Totals	200	27-48	26-35	34	15	86	Thompson	5	0-0	2-3	0	0	2
							TEAM				3		
							Totals	200	20-56	29-40	34	16	78

Halftime: Minnesota 36, UI 45 3-Pt Goals: Minn - 6-17 (Rickert 1-4, Rychart 1-1, Fleming 0-3, Bennett 1-1, Burleson 0-2, Esselink 1-1, Bauer 2-5) UI - 9-25 (Worley 0-2, Sonderleiter 0-2, Pierce 0-2, Recker 4-9, Hogan 1-3, Boyd 2-5, Henderson 2-2)
Turnovers: Minnesota 20, UI 18
Technical: none
Personal Fouls: Minnesota 26, UI 25
Fouled Out: Minn - Rychart, Burleson
Att: 15,500
 Iowa - Worley

MINNESOTA	56	Game 22
Northwestern	58	February 13, 2002 Welsh-Ryan Arena Evanston, Ill.
Attendance: 3,613		

Recap: After winning four straight, the Golden Gophers lost 58-56 to Northwestern at Welsh-Ryan Arena in Evanston, Ill. The Gophers were led by Rick Rickert's 17 points and 10 rebounds. Rickert had 13 points and eight rebounds in the first half. Dusty Rychart added 16 points and six rebounds. It was Rychart's ninth consecutive game in double figures and Rickert's eighth straight. It was also Rickert's second double-double of his career after posting 14 points and 10 rebounds versus Eastern Washington on Nov. 24.

Minnesota	Min	FG-A	FT-A	R	A	Pt	Northwestern	Min	FG-A	FT-A	R	A	Pt
Rickert, F	38	5-11	5-6	10	2	17	Blake, F	40	4-16	3-4	2	2	14
Rychart, F	32	7-10	0-0	6	1	32	Hardy, F	40	6-13	0-2	10	2	13
Holman, C	32	3-5	0-2	3	4	6	Jennings, C	13	4-7	0-0	1	0	8
Fleming, G	27	2-6	1-2	1	4	6	Young, G	36	5-10	0-3	8	4	12
Bennett, G	18	1-2	0-0	3	1	2	Drayton, G	28	1-5	2-2	4	2	4
Robinson	3	0-0	0-0	1	1	0	Vukusic	10	0-1	0-0	0	2	0
Hargrow	7	0-1	0-0	2	0	0	Long	13	1-3	0-0	0	2	3
Burleson	24	2-5	0-0	3	4	5	Burke	20	1-3	2-2	2	1	4
Esselink	3	0-0	0-0	0	0	0	TEAM				4		
Bauer	16	2-6	0-0	3	0	4	Totals	200	22-58	7-13	31	15	58
TEAM						4							
Totals	200	22-46	6-10	36	17	56							

Halftime: Minnesota 29, NU 28 3-Pt Goals: Minn - 6-19 (Rickert 2-6, Rychart 2-2, Fleming 1-4, Bennett 0-1, Burleson 1-4, Bauer 0-2) NU - 7-27 (Blake 3-12, Hardy 1-3, Jennings 0-1, Young 2-4, Drayton 0-3, Long 1-3, Burke 0-1)
Turnovers: Minnesota 17, NU 9
Technical: none
Personal Fouls: Minnesota 18, NU 16
Fouled Out: none
Att: 3,613

MINNESOTA	62	Game 23
Wisconsin	67	February 16, 2002 Williams Arena Minneapolis, Minn.
Attendance: 14,854		

Recap: Wisconsin went on a 21-7 run over the final five minutes to lead the Badgers to a 67-62 win over Minnesota this afternoon at Williams Arena. Kirk Penney scored 28 of his 30 points in the second half to end the Golden Gophers' eight-game home winning streak. The attendance of 14,854 was the largest crowd of the year at Williams Arena. Minnesota was led by Jerry Holman, who tied a career-high with 17 points on 7-of-10 shooting. Rick Rickert added 12 points and a career-high five assists. Dusty Rychart was held under 10 points for the first time in 10 games with just eight points.

Minnesota	Min	FG-A	FT-A	R	A	Pt	Wisconsin	Min	FG-A	FT-A	R	A	Pt
Rickert, F	30	5-15	1-2	5	5	12	Penney, F	34	9-13	6-7	5	1	30
Rychart, F	30	4-6	0-0	8	4	8	Wills, F	27	1-4	0-2	2	1	2
Holman, C	27	7-10	3-6	3	0	17	Mader, C	16	2-4	2-2	3	1	6
Fleming, G	14	2-5	0-0	3	4	6	Davis, G	34	3-7	3-5	8	7	9
Bennett, G	29	1-1	0-0	4	0	2	Harris, G	37	3-9	3-3	2	2	11
Robinson	6	0-1	0-0	1	2	0	Hanson	0+	0-0	0-0	0	0	0
Hargrow	18	2-4	2-2	2	2	6	Owens	15	1-4	0-0	2	0	3
Burleson	21	1-6	0-0	0	3	2	Plank	4	0-1	0-0	0	0	0
Esselink	6	1-2	0-0	0	0	2	Wilkinson	33	2-9	2-2	5	2	6
Bauer	19	3-4	0-0	5	0	7	TEAM				2		
TEAM						3	Totals	200	21-51	16-21	29	14	67
Totals	200	26-54	6-10	34	20	62							

Halftime: Minnesota 34, WI 29 3-Pt Goals: Minn - 4-18 (Rickert 1-6, Rychart 0-1, Fleming 2-3, Robinson 0-1, Burleson 0-4, Bauer 1-2) WI - 9-23 (Penney 6-9, Wills 0-2, Davis 0-2, Harris 2-6, Owens 1-2, Wilkinson 0-2)
Turnovers: Minnesota 14, WI 11
Technical: none
Personal Fouls: Minnesota 20, WI 14
Fouled Out: WI - Mader
Att: 14,854

MINNESOTA	55	Game 24
Michigan State	74	February 21, 2002 Breslin Center East Lansing, Mich.
Attendance: 14,854		

Recap: For the first time this season, the Golden Gophers have dropped three straight games, following a 74-55 loss in East Lansing, Mich. to the Spartans. Seniors Dusty Rychart and Kerwin Fleming led the way for Minnesota, scoring 13 points apiece. Rychart was 6-of-9 from the field, while grabbing a team-high six rebounds. Fleming was 6-of-9 from the free-throw line. Rychart has scored in double figures in 10 of his last 11 games. Adam Ballinger paced the Spartans with 20 points and nine rebounds, while Chris Hill and Marcus Taylor added 15 and 11 points, respectively.

Minnesota	Min	FG-A	FT-A	R	A	Pt	Michigan State	Min	FG-A	FT-A	R	A	Pt
Rickert, F	29	2-6	1-3	2	1	5	Anagonye, F	22	1-2	2-2	6	1	4
Rychart, F	30	6-9	1-1	6	2	13	Ballinger, F	33	7-12	4-4	9	1	20
Holman, C	15	3-4	0-1	2	1	6	Taylor, G	31	2-11	6-6	1	6	11
Fleming, G	26	3-7	6-9	2	1	13	Hill, G	35	5-12	2-2	3	5	15
Bennett, G	26	2-7	0-0	4	0	4	Anderson, G	26	3-3	2-6	4	3	8
Robinson	2	0-0	0-0	0	0	0	Alexander	0+	0-0	0-0	0	0	0
Hargrow	13	1-4	0-0	0	2	2	Ishbia	0+	0-0	0-0	0	1	0
Burleson	24	2-4	0-0	2	3	5	Torbert	23	1-5	3-3	3	2	5
Esselink	8	2-3	1-2	1	0	6	Bogarakos	7	1-1	0-0	3	0	2
Bauer	27	0-6	0-0	2	1	0	Andreas	20	2-2	1-2	1	1	5
TEAM						5	Westrick	3	2-2	0-0	0	0	4
Totals	200	21-50	9-16	25	12	55	TEAM				2		
							Totals	200	24-50	20-25	34	20	74

Halftime: Minnesota 29, MSU 32 3-Pt Goals: Minn - 4-18 (Rickert 0-2, Bennett 0-4, Fleming 1-3, Hargrow 0-2, Burleson 2-3, Esselink 1-2, Bauer 0-2) MSU - 6-19 (Ballinger 2-3, Taylor 1-7, Hill 3-7, Torbert 0-2)
Turnovers: Minnesota 12, MSU 11
Technical: none
Personal Fouls: Minnesota 22, MSU 17
Fouled Out: MN - Burleson, Fleming
Att: 14,759

MINNESOTA	68	Game 25
Penn State	64	February 23, 2002 Bryce Jordan Center State College, Pa.
Attendance: 10,317		

Recap: Minnesota survived a scare from last-place Penn State but prevailed 68-64 in State College, Pa. The Gophers found a way to win after seeing two 10-point second half leads disappear. Due to foul trouble and tough PSU defense, Rick Rickert was held to one point in the second half after scoring 13 in the first half. Travarus Bennett and Michael Bauer picked up the slack by tallying 14 and 10 points respectively. All of Bauer's points came in the second stanza and Bennett lead the team with nine rebounds. Kevin Burluson tied a season-high with five steals and also dished out six assists.

Minnesota	Min	FG-A	FT-A	R	A	Pt	Penn State	Min	FG-A	FT-A	R	A	Pt
Rickert, F	28	5-11	4-6	4	0	14	Tate, F	31	3-8	4-6	0	1	13
Rychart, F	21	2-5	2-2	1	2	6	Jagla, F	35	2-7	3-3	10	0	8
Holman, C	18	3-9	1-4	6	1	7	Smith, F	21	3-6	4-4	5	3	10
Fleming, G	30	2-5	1-2	3	2	6	Krimmel, G	4	1-1	0-1	1	0	2
Bennett, G	28	4-6	3-4	9	2	14	Crenshaw, G	1	0-0	0-0	0	0	0
Robinson	2	0-0	0-0	0	0	0	Watkins	24	2-8	1-2	2	3	7
Hargrow	9	0-3	0-0	1	0	0	Chambliss	35	2-9	4-4	5	2	10
Burluson	30	2-3	2-2	3	6	6	Fellows	2	0-0	0-0	0	0	0
Esselink	11	2-4	0-0	0	1	5	Vossekuil	19	3-5	1-1	0	0	8
Bauer	23	3-10	2-2	5	1	10	Tielsch	11	1-3	0-2	3	2	2
TEAM				6			Egekeze	13	1-1	1-2	3	0	3
Totals	200	23-56	15-22	38	15	68	McDougald	4	0-1	1-5	0	0	1
							TEAM				2		
							Totals	200	18-50	19-30	31	11	64

Halftime: Minnesota 32, PSU 35 3-Pt Goals: Minn - 7-17 (Rickert 0-3, Bennett 3-4, Fleming 1-2, Esselink 1-2, Bauer 2-6) PSU - 9-26 (Tate 3-7, Jagla 1-3, Smith 0-2, Watkins 2-3, Chambliss 2-7, Vossekuil 1-2, Tielsch 0-2)
Turnovers: Minnesota 18, PSU 20 **Personal Fouls:** Minnesota 25, PSU 20
Technical: none **Fouled Out:** MN - Rychart, PSU - Watkins **Att:** 10,317

MINNESOTA	69	Game 26
Northwestern	51	February 27, 2002 Williams Arena Minneapolis, Minn.
Attendance: 13,018		

Recap: The Golden Gophers used an 11-4 second-half run to secure their ninth Big Ten victory of the season downing Northwestern 69-51 at Williams Arena. Junior forward Michael Bauer came off the bench and was a perfect 6-of-6 from the field and 2-of-2 from the free-throw line for 17 points. Minnesota is now 13-3 when Bauer reaches double figures. Minnesota's Travarus Bennett had an outstanding all-around game, scoring 16 points with seven rebounds, six steals and five assists, as nine different Golden Gophers scored in the victory. Bennett tied a career-high with his six steals.

Minnesota	Min	FG-A	FT-A	R	A	Pt	Northwestern	Min	FG-A	FT-A	R	A	Pt
Rickert, F	27	3-8	1-3	7	2	8	Blake, F	39	5-10	2-3	7	2	14
Rychart, F	24	4-7	1-2	3	0	9	Hardy, F	35	2-9	2-2	4	1	6
Holman, C	26	2-3	0-0	5	1	4	Jennings, C	20	2-8	0-0	0	0	4
Fleming, G	31	2-5	0-0	5	1	6	Young, G	28	6-20	4-5	4	4	16
Bennett, G	34	5-8	4-5	7	5	16	Drayton, G	33	0-5	1-2	5	0	1
Robinson	2	0-1	2-2	1	0	2	Soltau	2	0-1	0-0	1	0	0
Hokenson	2	0-1	0-0	0	0	0	Jenkins	2	0-0	0-0	2	0	0
Hargrow	12	1-2	0-0	0	2	2	Long	13	0-2	2-3	0	0	2
Burluson	14	1-3	2-2	3	2	5	Burke	27	2-5	2-2	4	2	8
Bolden	1	0-1	0-0	1	0	0	Duvancic	1	0-0	0-0	0	0	0
Lorang	2	0-1	0-0	0	0	0	TEAM				6		
Esselink	4	0-2	0-0	1	0	0	Totals	200	17-60	13-17	33	9	51
Chall	1	0-0	0-0	0	0	0							
Bauer	20	6-6	2-2	4	1	17							
TEAM						2							
Totals	200	24-48	12-16	39	14	69							

Halftime: Minnesota 26, NU 18 3-Pt Goals: Minn - 9-19 (Rickert 1-3, Rychart 0-1, Fleming 2-4, Bennett 2-3, Hokenson 0-1, Burluson 1-2, Lorang 0-1, Esselink 0-1, Bauer 3-3) NU - 4-25 (Blake 2-7, Hardy 0-4, Young 0-4, Drayton 0-2, Soltau 0-1, Long 0-2, Burke 2-5)
Turnovers: Minnesota 18, NU 12 **Personal Fouls:** Minnesota 15, NU 13
Technical: none **Fouled Out:** none **Att:** 13,018

MINNESOTA	66	Game 27
Illinois	67	March 3, 2002 Williams Arena Minneapolis, Minn.
Attendance: 14,612		

Recap: Illinois scored the final 10 points of the game to escape Williams Arena with a 67-66 win over Minnesota. Frank Williams converted a running jumper with 2.9 seconds remaining to claim the win and a share of the Big Ten regular season championship. With 20 seconds left, Williams stole the ball from Kerwin Fleming in the backcourt which led to a Bradford trey to make the score 66-65. On the ensuing inbound, Kevin Burluson was trapped and turned the ball over after an errant pass to Dusty Rychart, giving the Illini the ball back with seven seconds left. Williams then sealed the game with his running layup.

Minnesota	Min	FG-A	FT-A	R	A	Pt	Illinois	Min	FG-A	FT-A	R	A	Pt
Rickert, F	29	6-13	3-4	7	2	18	Head, F	10	0-2	0-0	0	0	0
Rychart, F	32	1-6	2-2	7	3	4	Cook, F	37	8-11	6-6	11	1	22
Holman, C	24	4-12	1-2	2	0	9	Archibald, C	29	1-1	6-12	7	2	8
Fleming, G	32	3-11	1-2	3	2	8	Bradford, G	36	6-10	2-2	4	3	19
Bennett, G	35	5-11	2-2	8	4	15	Williams, G	39	5-13	0-0	6	3	12
Hargrow	4	0-2	0-0	0	1	0	Johnson	22	1-4	0-0	5	2	3
Burluson	19	1-4	0-0	3	2	2	Harrington	20	1-4	0-0	0	3	3
Esselink	1	0-0	0-0	0	0	0	Powell	2	0-0	0-0	0	0	0
Bauer	24	4-10	0-0	3	0	10	Smith	5	0-1	0-0	1	1	0
TEAM				6			TEAM				2		
Totals	200	24-69	9-12	39	14	66	Totals	200	22-46	14-20	36	15	67

Halftime: Minnesota 35, IL 33 3-Pt Goals: Minn - 9-25 (Rickert 3-5, Fleming 1-6, Bennett 3-5, Hargrow 0-1, Burluson 0-3, Bauer 2-5) IL - 9-23 (Head 0-1, Bradford 5-8, Williams 2-6, Johnson 1-4, Harrington 1-4)
Turnovers: Minnesota 13, IL 20 **Personal Fouls:** Minnesota 16, IL 15
Technical: Minn - bench **Fouled Out:** MN - Rickert **Att:** 14,612

MINNESOTA	84	Game 28
Penn State	60	March 7, 2002 Conseco Fieldhouse Indianapolis, Ind.
Attendance: 18,418		

Recap: The Golden Gophers never trailed en route to an 84-60 win over Penn State in the opening round of the Big Ten Tournament in Indianapolis. Dusty Rychart posted one of his strongest performances of the season with a season-high 23 points. He scored 17 in the second half and converted 11-of-12 field goals overall. Big Ten Freshman Of The Year Rick Rickert added 21 points on 9-of-12 shooting. Kevin Burluson scored 16 points and Jerry Holman 10. Minnesota won a Big Ten Tournament game for the first time since 1998 when it reached the semifinals. The Gophers improved to 3-0 against the PSU this year.

Minnesota	Min	FG-A	FT-A	R	A	Pt	Penn State	Min	FG-A	FT-A	R	A	Pt
Rickert, F	28	9-12	1-2	6	3	21	Jagla, F	19	3-6	0-0	3	0	6
Rychart, F	26	11-12	0-0	5	2	23	Smith, F	30	3-8	4-4	8	1	10
Holman, C	27	5-5	0-2	6	2	10	Tate, G	31	2-6	0-0	3	2	5
Fleming, G	21	0-3	3-5	2	2	3	Watkins, G	27	5-16	0-0	3	4	12
Bennett, G	31	1-4	2-3	9	1	4	Chambliss, G	36	6-17	0-0	4	3	16
Robinson	2	1-1	0-0	0	0	2	Krimmel	12	1-1	0-0	0	1	3
Hokenson	1	0-0	0-0	0	1	0	Fellows	15	2-2	0-1	0	0	4
Hargrow	8	0-3	1-2	0	0	1	Vossekuil	5	0-0	0-0	2	0	0
Burluson	27	5-9	3-4	2	1	16	Tielsch	9	1-3	0-0	3	2	2
Bolden	1	0-0	0-0	0	0	0	Egekeze	7	0-1	2-2	3	0	2
Lorang	1	1-4	0-0	2	0	2	McDougald	8	0-1	0-3	1	0	0
Esselink	8	1-1	0-0	0	2	2	Crenshaw	1	0-1	0-0	0	0	0
Chall	1	0-0	0-0	1	0	0	TEAM				4		
Bauer	18	0-7	0-0	2	1	0	Totals	200	23-62	6-10	34	13	60
TEAM						6							
Totals	200	34-61	10-18	41	15	84							

Halftime: Minnesota 38, PSU 23 3-Pt Goals: Minn - 6-15 (Rickert 2-2, Rychart 1-1, Fleming 0-2, Bennett 0-2, Hargrow 0-1, Burluson 3-3, Lorang 0-1, Bauer 0-3) PSU - 8-27 (Smith 0-1, Tate 1-4, Watkins 2-6, Chambliss 4-13, Krimmel 1-1, Tielsch 0-1, Crenshaw 0-1)
Turnovers: Minnesota 12, PSU 17 **Personal Fouls:** Minnesota 15, PSU 19
Technical: none **Fouled Out:** none **Att:** 18,418

MINNESOTA	76	Game 28
Illinois	92	March 7, 2002 Conseco Fieldhouse Indianapolis, Ind.
Attendance: 18,996		

Recap: Illinois shot a sizzling 62 percent from the field to defeat Minnesota 92-76 in the quarterfinals of the Big Ten Tournament at Conseco Fieldhouse in Indianapolis. Minnesota never led in the game, falling behind 46-36 at the half. The Golden Gophers trimmed the lead to nine points in the second half but couldn't pull any closer. Dusty Rychart led Minnesota, posting his sixth double-double of the year with 23 points and 10 rebounds. Rychart scored 46 points and shot 19-of-27 in Minnesota's two tournament games. Travarus Bennett added 11 points and Rick Rickert 10.

Minnesota	Min	FG-A	FT-A	R	A	Pt	Illinois	Min	FG-A	FT-A	R	A	Pt
Rickert, F	30	3-8	3-5	0	4	10	Cook, F	25	4-7	2-2	3	0	13
Rychart, F	33	8-15	6-6	10	1	23	Archibald, C	17	4-4	3-6	4	0	11
Holman, C	14	1-3	0-0	1	0	2	Head, G	19	0-2	3-4	0	1	3
Fleming, G	19	2-5	2-4	2	1	7	Bradford, G	33	8-11	4-6	4	4	25
Bennett, G	35	3-5	2-2	4	2	11	Williams, G	35	0-1	4-4	4	11	4
Robinson	3	1-2	0-0	0	0	2	Johnson	22	0-3	2-2	2	2	2
Hargrow	9	2-2	2-2	0	0	6	Ferguson	1	0-0	0-0	0	0	0
Burleson	28	3-8	3-5	1	4	10	Harrington	21	5-9	2-2	4	3	16
Esselink	8	1-1	1-2	0	0	3	Howard	1	0-0	0-0	0	0	0
Bauer	21	0-4	2-3	4	1	2	Krupalija	11	4-4	2-3	3	0	11
TEAM				2			Powell	3	0-1	0-0	1	0	0
Totals	200	24-53	21-29	24	13	76	Smith	12	3-3	1-2	4	1	7
							TEAM				4		
							Totals	200	28-45	23-31	34	22	92

Halftime: Minnesota 36, IL 46 3-Pt Goals: Minn - 7-20 (Rickert 1-4, Rychart 1-2, Fleming 1-4, Bennett 3-4, Robinson 0-1, Burleson 1-4, Bauer 0-1) IL - 13-23 (Cook 3-4, Head 0-1, Bradford 5-8, Williams 0-1, Johnson 0-2, Harrington 4-6, Krupalija 1-1)
Turnovers: Minnesota 12, IL 18
Technical: IL - Archibald
Personal Fouls: Minnesota 25, IL 26
Fouled Out: Minn - Holman
Att: 18,996

MINNESOTA	96	Game 28
New Mexico	62	March 13, 2002 Williams Arena Minneapolis, Minn.
Attendance: 4,097		

Recap: Travarus Bennett had a career night, scoring 23 points with 15 rebounds and five steals to lead Minnesota to a 96-62 victory over New Mexico in the first round of the NIT at Williams Arena. Minnesota outscored the Lobos 49-22 in the second half and limited New Mexico to just 22.2 percent from the field in the second half. Minnesota dominated the boards throughout the game, finishing with a 49-26 rebound advantage. Jerry Holman finished the game with a career-high 22 points and seven rebounds while Rick Rickert added 18 points.

Minnesota	Min	FG-A	FT-A	R	A	Pt	New Mexico	Min	FG-A	FT-A	R	A	Pt
Bennett, F	32	7-12	8-10	15	0	23	Williams, F	28	3-9	1-2	4	1	7
Rychart, F	22	2-7	1-2	1	2	5	Bell, C	16	0-1	0-1	0	0	0
Rickert, C	24	6-12	4-4	4	1	18	Carey, G	25	3-10	0-0	0	2	7
Burleson, G	28	0-0	2-2	4	6	2	Douglas, G	35	6-13	7-10	3	3	22
Fleming, G	28	3-6	0-0	3	0	7	Chatfield, G	34	5-10	7-11	3	1	19
Robinson	4	1-1	0-0	0	0	2	Lightfoot	24	1-6	0-0	1	1	3
Hokenson	2	0-0	0-0	1	0	0	Ashcraft	3	0-1	0-0	2	0	0
Hargrow	15	2-4	1-1	2	2	5	Kelly	6	1-1	0-1	0	0	2
Bolden	2	1-4	0-0	3	0	2	Dennehy	13	1-3	0-0	4	0	2
Lorang	2	0-1	0-0	0	1	0	Payne	16	0-1	0-0	4	2	0
Esselink	5	0-0	1-2	1	1	1	TEAM				4		
Chall	2	1-1	0-0	1	0	2	Totals	200	20-55	15-25	26	10	62
Holman	19	9-12	4-7	7	1	22							
Bauer	15	3-6	1-1	4	4	7							
TEAM				3									
Totals	200	35-66	22-29	49	18	96							

Halftime: Minnesota 47, NM 40 3-Pt Goals: Minn - 4-10 (Rickert 2-3, Bennett 1-3, Rychart 0-1, Fleming 1-2, Hargrow 0-1) NM - 7-23 (Carey 1-5, Chatfield 2-4, Douglas 3-6, Lightfoot 1-6, Ashcraft 0-1, Payne 0-1)
Turnovers: Minnesota 14, NM 16
Technical: NM - Bell, Minn - Bauer
Personal Fouls: Minnesota 21, NM 24
Fouled Out: NM - Williams
Att: 4,097

University of Minnesota
 Minnesota Golden Gophers Season Schedule/Results & Leaders (as of Mar 18, 2002)
 All games

RECORD:	OVERALL	HOME	AWAY	NEUTRAL
ALL GAMES.....	(18-12)	(14-3)	(3-8)	(1-1)
CONFERENCE.....	(9-7)	(6-2)	(3-5)	(0-0)
NON-CONFERENCE.....	(9-5)	(8-1)	(0-3)	(1-1)

DATE	TIME	OPPONENT		SCORE	ATTEND	HIGH POINTS	HIGH REBOUNDS
11/17/01	4:05	MERCER BEARS	W	80-59	12534	(18)Bauer, Michael	(9)Rychart, Dusty
11/21/01	7:05 p.m.	NORTH CAROLINA-ASHEVILLE	W	92-65	12188	(19)Bauer, Michael	(7)Rychart, Dusty
11/24/01	7:05 p.m.	EASTERN WASHINGTON EAGLES	W	86-68	12533	(17)Bauer, Michael	(10)Rickert, Rick
11/27/01	9:30 pm	at Wake Forest	L	79-85	9227	(22)Rychart, Dusty	(13)Rychart, Dusty
12/1/01	1:05 p.m.	UT-PAN AMERICAN BRONCS	W	89-72	12110	(19)Bennett, Travarus	(6)Rychart, Dusty
							(6)Fleming, Kerwin
12/4/01	7:05 p.m.	UNC-WILMINGTON SEAHAWKS	L	50-58	12069	(13)Rickert, Rick	(6)Rickert, Rick
12/07/01	7:30 p.m.	at Georgia Bulldogs	L	55-77	7158	(10)Rychart, Dusty	(11)Rychart, Dusty
12/10/01	6:00 p.m.	OREGON DUCKS	W	75-72	12610	(28)Rickert, Rick	(9)Rickert, Rick
12/13/01	7:05 p.m.	MARYLAND-EASTERN SHORE HAWKS	W	95-48	12155	(17)Rychart, Dusty	(10)Rychart, Dusty
12/22/01	7:05 p.m.	NEBRASKA CORNHUSKERS	W	81-72	13435	(18)Rychart, Dusty	(9)Rychart, Dusty
12/30/01	3:15 pm	at Texas Tech	L	60-80	14232	(20)Rychart, Dusty	(10)Bennett, Travarus
01/02/02	7:00 pm	* at University of Illinois	L	53-76	16500	(16)Bauer, Michael	(7)Bennett, Travarus
1/5/02	3:30 p.m.	* MICHIGAN STATE SPARTANS	W	70-67	13696	(16)Holman, Jerry	(5)Rychart, Dusty
1/9/02	7:00 p.m.	* MICHIGAN WOLVERINES	W	90-82	13172	(19)Burlleson, Kevin	(7)Rychart, Dusty
						(19)Rychart, Dusty	(7)Bauer, Michael
01/12/02	2:30 PM EST	* at Purdue	W	87-71	12488	(24)Burlleson, Kevin	(7)Rickert, Rick
						(24)Rickert, Rick	
1/16/02	7:00PM CST	* at Wisconsin	L	64-73	16363	(17)Rychart, Dusty	(10)Rychart, Dusty
01/19/02	4:30pm	* at Michigan	L	69-71	11603	(17)Bauer, Michael	(9)Rychart, Dusty
1/26/02	3:30 p.m.	* OHIO STATE BUCKEYES	W	89-71	13838	(21)Bennett, Travarus	(7)Bennett, Travarus
01/30/02	07:00 PM	* PENN STATE NITTANY LIONS	W	94-70	13130	(26)Rickert, Rick	(8)Holman, Jerry
2/2/02	3:30 p.m.	* INDIANA HOOSIERS	W	88-74	14492	(27)Rickert, Rick	(8)Bennett, Travarus
2/9/02	2:05 p.m.	* at Iowa Hawkeyes	W	86-78	15500	(23)Rickert, Rick	(13)Rychart, Dusty
02/13/02	7:00 pm	* at Northwestern	L	56-58	3613	(17)RICKERT, Rick	(10)RICKERT, Rick
2/16/02	1:30 p.m.	* WISCONSIN BADGERS	L	62-67	14854	(17)Holman, Jerry	(8)Rychart, Dusty
2/21/02	7:00 p.m.	* at Michigan State	L	55-74	14759	(13)Rychart, Dusty	(6)Rychart, Dusty
						(13)Fleming, Kerwin	
2/23/02	12:15 p.m.	* at Penn State	W	68-64	10317	(14)Rickert, Rick	(9)Bennett, Travarus
						(14)Bennett, Travarus	
2/27/02	7:00 p.m.	* NORTHWESTERN	W	69-51	13018	(17)Bauer, Michael	(7)Rickert, Rick
							(7)Bennett, Travarus
3/3/02	3:00 p.m.	* UNIVERSITY OF ILLINOIS	L	66-67	14612	(18)Rickert, Rick	(8)Bennett, Travarus
3/7/02	6:10 p.m.	vs Penn State Nittany Lions	W	84-60	18418	(23)Rychart, Dusty	(9)Bennett, Travarus
3/8/02	8:10 p.m.	vs University of Illinois	L	76-92	18996	(23)Rychart, Dusty	(10)Rychart, Dusty
3/13/02	7 p.m.	NEW MEXICO LOBOS	W	96-62	4097	(23)Bennett, Travarus	(15)Bennett, Travarus

* - Conference game

ATTENDANCE SUMMARY	GAMES	TOTALS	AVG/GAME
HOME.....	17	214543	12620
AWAY.....	11	131760	11978
NEUTRAL.....	2	37414	18707
TOTAL.....	30	383717	12791

University of Minnesota
 Minnesota Golden Gophers Combined Team Statistics (as of Mar 18, 2002)
 All games

RECORD :	OVERALL	HOME	AWAY	NEUTRAL
ALL GAMES.....	(18-12)	(14-3)	(3-8)	(1-1)
CONFERENCE.....	(9-7)	(6-2)	(3-5)	(0-0)
NON-CONFERENCE.....	(9-5)	(8-1)	(0-3)	(1-1)

#	Player	GP-GS	Min--Avg	---TOTAL---		---3-PTS---		FT-FTA	Pct	---REBOUNDS---				PF	FO	A	TO	Blk	Stl	Pts	Avg					
				FG-FGA	Pct	3FG-FGA	Pct			Off	Def	Tot	Avg													
1	Rickert, Rick.....	30-30	834 27.8	154-298	.517	40-107	.374	81-114	.711	48	105	153	5.1	90	3	46	58	38	21	429	14.3					
45	Rychart, Dusty.....	30-30	870 29.0	156-285	.547	13-38	.342	65-84	.774	82	117	199	6.6	77	2	63	72	6	21	390	13.0					
41	Bauer, Michael.....	30-16	690 23.0	105-243	.432	40-112	.357	38-50	.760	33	76	109	3.6	63	1	39	42	26	17	288	9.6					
21	Bennett, Travarus..	30-28	829 27.6	86-169	.509	34-73	.466	70-90	.778	68	98	166	5.5	73	0	50	36	21	72	276	9.2					
40	Holman, Jerry.....	30-13	645 21.5	116-206	.563	0-0	.000	37-65	.569	36	77	113	3.8	81	2	30	42	41	16	269	9.0					
15	Fleming, Kerwin....	29-15	665 22.9	63-174	.362	27-81	.333	53-81	.654	15	55	70	2.4	69	3	43	56	1	23	206	7.1					
12	Burleson, Kevin....	30-18	760 25.3	62-169	.367	26-89	.292	47-62	.758	19	47	66	2.2	73	4	141	55	10	43	197	6.6					
11	Hargrow, Maurice...	27-0	269 10.0	36-78	.462	5-18	.278	23-31	.742	8	23	31	1.1	16	0	18	21	1	7	100	3.7					
31	Esselink, Steve....	28-0	211 7.5	26-57	.456	11-29	.379	4-8	.500	9	12	21	0.8	18	0	25	23	0	9	67	2.4					
30	Lorang, Justin.....	11-0	35 3.2	7-17	.412	0-4	.000	1-5	.200	1	4	5	0.5	1	0	1	2	0	1	15	1.4					
3	Robinson, Aaron....	24-0	129 5.4	5-25	.200	2-12	.167	7-13	.538	1	12	13	0.5	17	0	17	17	1	13	19	0.8					
24	Bolden, Tyree.....	10-0	21 2.1	2-9	.222	0-1	.000	1-2	.500	5	4	9	0.9	4	0	0	2	0	0	5	0.5					
35	Chall, Randy.....	10-0	20 2.0	1-4	.250	0-0	.000	1-2	.500	0	5	5	0.5	2	0	0	0	1	2	3	0.3					
5	Hokenson, Wade....	10-0	22 2.2	0-3	.000	0-2	.000	0-0	.000	0	4	4	0.4	0	0	3	2	0	1	0	0.0					
TEAM.....										57	53	110	3.7	0												

Total.....	30	6000	819-1737	.472	198-566	.350	428-607	.705	382	692	1074	35.8	584	15	476	432	146	246	2264	75.5
Opponents.....	30	6000	682-1639	.416	229-653	.351	491-677	.725	364	633	997	33.2	568	-	420	477	105	210	2084	69.5

TEAM STATISTICS	MINN	OPP	DATE	OPPONENT	W/L	SCORE	ATTEND
SCORING.....	2264	2084	11/17/01	MERCER BEARS	W	80-59	12534
Points per game.....	75.5	69.5	11/21/01	NORTH CAROLINA-ASHEVILLE	W	92-65	12188
Scoring margin.....	+6.0	-	11/24/01	EASTERN WASHINGTON EAGLES	W	86-68	12533
FIELD GOALS-ATT.....	819-1737	682-1639	11/27/01	at Wake Forest	L	79-85	9227
Field goal pct.....	.472	.416	12/1/01	UT-PAN AMERICAN BRONCS	W	89-72	12110
3 POINT FG-ATT.....	198-566	229-653	12/4/01	UNC-WILMINGTON SEAHAWKS	L	50-58	12069
3-point FG pct.....	.350	.351	12/07/01	at Georgia Bulldogs	L	55-77	7158
3-pt FG made per game..	6.6	7.6	12/10/01	OREGON DUCKS	W	75-72	12610
FREE THROWS-ATT.....	428-607	491-677	12/13/01	MARYLAND-EASTERN SHORE HAWKS	W	95-48	12155
Free throw pct.....	.705	.725	12/22/01	NEBRASKA CORNHUSKERS	W	81-72	13435
REBOUNDS.....	1074	997	12/30/01	at Texas Tech	L	60-80	14232
Rebounds per game.....	35.8	33.2	*01/02/02	at University of Illinois	L	53-76	16500
Rebounding margin.....	+2.6	-	*1/5/02	MICHIGAN STATE SPARTANS	W	70-67	13696
ASSISTS.....	476	420	*1/9/02	MICHIGAN WOLVERINES	W	90-82	13172
Assists per game.....	15.9	14.0	*01/12/02	at Purdue	W	87-71	12488
TURNOVERS.....	432	477	*1/16/02	at Wisconsin	L	64-73	16363
Turnovers per game.....	14.4	15.9	*01/19/02	at Michigan	L	69-71	11603
Turnover margin.....	+1.5	-	*1/26/02	CHIO STATE BUCKEYES	W	89-71	13838
Assist/turnover ratio..	1.1	0.9	*01/30/02	PENN STATE NITTANY LIONS	W	94-70	13130
STEALS.....	246	210	*2/2/02	INDIANA HOOSIERS	W	88-74	14492
Steals per game.....	8.2	7.0	*2/9/02	at Iowa Hawkeyes	W	86-78	15500
BLOCKS.....	146	105	*02/13/02	at Northwestern	L	56-58	3613
Blocks per game.....	4.9	3.5	*2/16/02	WISCONSIN BADGERS	L	62-67	14854
WINNING STREAK.....	1	-	*2/21/02	at Michigan State	L	55-74	14759
Home win streak.....	1	-	*2/23/02	at Penn State	W	68-64	10317
ATTENDANCE.....	214543	169174	*2/27/02	NORTHWESTERN	W	69-51	13018
Home games-Avg/Game....	17-12620	11-11978	*3/3/02	UNIVERSITY OF ILLINOIS	L	66-67	14612
Neutral site-Avg/Game..	-	2-18707	3/7/02	vs Penn State Nittany Lions	W	84-60	18418
			3/8/02	vs University of Illinois	L	76-92	18996
			3/13/02	NEW MEXICO LOBOS	W	96-62	4097
SCORE BY PERIODS:	1st	2nd	Total				
Minnesota Golden Gophers.....	1075	1189	- 2264				
Opponents.....	972	1112	- 2084				

University of Minnesota
 Minnesota Golden Gophers Team Game-by-Game (as of Mar 18, 2002)
 All games

TEAM STATISTICS

Opponent	Date	Score	W/L	---TOTAL---		--3-PTRS--		FT-FTA		Pct		----REBOUNDS----				PF	A	TO	Blk	Stl	Pts---Avg
				FG-FGA	Pct	3FG-FGA	Pct	Pct	Pct	Off	Def	Tot	Avg								
MERCER BEARS	11/17/01	80-59	W	28-69	.406	9-29	.310	15-24	.625	20	26	46	46.0	21	19	10	5	10	80	80.0	
NORTH CAROLINA-ASHEVI	11/21/01	92-65	W	39-74	.527	6-17	.353	8-11	.727	20	19	39	42.5	13	26	12	4	15	92	86.0	
EASTERN WASHINGTON EA	11/24/01	86-68	W	30-55	.545	9-21	.429	17-28	.607	10	23	33	39.3	20	21	17	10	12	86	86.0	
at Wake Forest	11/27/01	79-85	L	30-73	.411	9-26	.346	10-12	.833	20	21	41	39.8	23	9	11	2	7	79	84.2	
UT-PAN AMERICAN BRONC	12/1/01	89-72	W	29-61	.475	8-17	.471	23-27	.852	14	23	37	39.2	20	16	16	8	11	89	85.2	
UNC-WILMINGTON SEAHAW	12/4/01	50-58	L	19-52	.365	7-20	.350	5-9	.556	10	26	36	38.7	19	11	16	12	5	50	79.3	
at Georgia Bulldogs	12/07/01	55-77	L	19-66	.288	4-24	.167	13-20	.650	21	26	47	39.9	17	7	20	6	7	55	75.9	
OREGON DUCKS	12/10/01	75-72	W	26-65	.400	6-24	.250	17-23	.739	15	20	35	39.2	14	13	9	2	9	75	75.8	
MARYLAND-EASTERN SHOR	12/13/01	95-48	W	32-58	.552	9-19	.474	22-28	.786	13	29	42	39.6	15	25	13	6	9	95	77.9	
NEBRASKA CORNHUSKERS	12/22/01	81-72	W	29-60	.483	9-25	.360	14-21	.667	14	19	33	38.9	19	18	11	3	11	81	78.2	
at Texas Tech	12/30/01	60-80	L	22-73	.301	6-29	.207	10-15	.667	18	23	41	39.1	28	16	11	1	4	60	76.5	
at University of Illi	01/02/02	53-76	L	22-54	.407	3-13	.231	6-11	.545	10	18	28	38.2	19	14	17	4	6	53	74.6	
MICHIGAN STATE SPARTA	1/5/02	70-67	W	22-49	.449	5-16	.313	21-29	.724	7	19	26	37.2	17	12	11	8	6	70	74.2	
MICHIGAN WOLVERINES	1/9/02	90-82	W	34-49	.694	8-13	.615	14-20	.700	7	25	32	36.9	15	17	23	7	5	90	75.4	
at Purdue	01/12/02	87-71	W	31-52	.596	8-16	.500	17-22	.773	7	22	29	36.3	17	16	19	1	9	87	76.1	
at Wisconsin	1/16/02	64-73	L	25-55	.455	3-17	.176	11-18	.611	14	27	41	36.6	25	11	20	4	3	64	75.4	
at Michigan	01/19/02	69-71	L	24-55	.436	6-17	.353	15-20	.750	14	21	35	36.5	17	15	16	1	6	69	75.0	
OHIO STATE BUCKEYES	1/26/02	89-71	W	30-50	.600	9-15	.600	20-24	.833	6	21	27	36.0	19	18	11	8	5	89	75.8	
PENN STATE NITTANY LI	01/30/02	94-70	W	36-58	.621	4-11	.364	18-24	.750	15	23	38	36.1	20	24	12	4	9	94	76.7	
INDIANA HOOSIERS	2/2/02	88-74	W	32-58	.552	8-19	.421	16-24	.667	6	23	29	35.8	19	15	8	7	11	88	77.3	
at Iowa Hawkeyes	2/9/02	86-78	W	27-48	.563	6-17	.353	26-35	.743	10	24	34	35.7	26	15	20	4	9	86	77.7	
at Northwestern	02/13/02	56-58	L	22-46	.478	6-19	.316	6-10	.600	12	24	36	35.7	18	17	17	10	6	56	76.7	
WISCONSIN BADGERS	2/16/02	62-67	L	26-54	.481	4-18	.222	6-10	.600	8	26	34	35.6	20	20	14	3	4	62	76.1	
at Michigan State	2/21/02	55-74	L	21-50	.420	4-18	.222	9-16	.563	10	15	25	35.2	22	12	12	1	6	55	75.2	
at Penn State	2/23/02	68-64	W	23-56	.411	7-17	.412	15-22	.682	14	24	38	35.3	25	15	18	4	11	68	74.9	
NORTHWESTERN	2/27/02	69-51	W	24-48	.500	9-19	.474	12-16	.750	11	28	39	35.4	15	14	18	11	10	69	74.7	
UNIVERSITY OF ILLINOI	3/3/02	66-67	L	24-69	.348	9-25	.360	9-12	.750	23	16	39	35.6	16	14	13	4	6	66	74.4	
vs Penn State Nittany	3/7/02	84-60	W	34-61	.557	6-15	.400	10-18	.556	8	33	41	35.8	15	15	12	3	11	84	74.7	
vs University of Illi	3/8/02	76-92	L	24-53	.453	7-20	.350	21-29	.724	7	17	24	35.3	25	13	11	1	8	76	74.8	
NEW MEXICO LOBOS	3/13/02	96-62	W	35-66	.530	4-10	.400	22-29	.759	18	31	49	35.8	21	18	14	2	13	96	75.5	
Minnesota Golden Gophers		2264		819-1737	.472	198-566	.350	428-607	.705	382	692	1074	35.8	584	476	432	146	246	2264	75.5	
Opponents		2084		682-1639	.416	229-653	.351	491-677	.725	364	633	997	33.2	568	420	477	105	210	2084	69.5	

Games played: 30
 Points/game: 75.5
 FG Pct: 47.2
 3FG Pct: 35.0
 FT Pct: 70.5

Rebounds/game: 35.8
 Assists/game: 15.9
 Turnovers/game: 14.4
 Assist/turnover ratio: 1.1
 Steals/game: 8.2
 Blocks/game: 4.9

University of Minnesota

Minnesota Golden Gophers Game-by-Game Points-Rebounds-Assists (as of Mar 18, 2002)

All games

Opponent	Date	Score	WL	1	3	5	11	12	15	21	24	30
				RICKERT,R	ROBINSON,	HOKENSON,	HARGROW,M	BURLESON,	FLEMING,K	BENNETT,T	BOLDEN,TY	LORANG,JU
MERCER BEARS	11/17/01	80-59	W	17- 6- 1	1- 3- 3	0- 0- 0	7- 1- 0	4- 3- 4	5- 1- 1	1- 1- 4	0- 0- 0	0- 1- 0
NORTH CAROLINA-ASHEVILL	11/21/01	92-65	W	15- 4- 3	0- 0- 2	0- 0- 0	11- 2- 1	0- 2-11	6- 0- 1	11- 5- 1	1- 1- 0	4- 1- 0
EASTERN WASHINGTON EAGL	11/24/01	86-68	W	14-10- 2	5- 0- 2	0- 0- 0	2- 3- 0	6- 2- 8	7- 2- 2	7- 3- 1	0- 0- 0	2- 0- 0
at Wake Forest	11/27/01	79-85	L	9- 5- 2	0- 0- 0	DNP	0- 0- 0	12- 0- 4	9- 1- 2	12- 7- 0	DNP	DNP
UT-PAN AMERICAN BRONCS	12/1/01	89-72	W	8- 5- 4	2- 0- 2	DNP	4- 3- 0	10- 3- 6	7- 6- 1	19- 4- 0	0- 0- 0	0- 0- 0
UNC-WILMINGTON SEAHAWKS	12/4/01	50-58	L	13- 6- 1	3- 2- 0	DNP	5- 1- 1	8- 2- 5	4- 5- 1	0- 0- 0	DNP	DNP
at Georgia Bulldogs	12/07/01	55-77	L	7- 7- 0	0- 1- 0	0- 1- 1	7- 3- 0	4- 0- 1	5- 4- 1	8- 6- 2	DNP	DNP
OREGON DUCKS	12/10/01	75-72	W	28- 9- 0	0- 0- 0	DNP	DNP	6- 1- 5	14- 3- 2	11- 5- 0	DNP	DNP
MARYLAND-EASTERN SHORE	12/13/01	95-48	W	5- 4- 1	0- 2- 4	0- 1- 0	DNP	5- 4- 8	8- 0- 1	16- 2- 2	0- 2- 0	2- 0- 0
NEBRASKA CORNHUSKERS	12/22/01	81-72	W	14- 3- 0	0- 0- 1	DNP	2- 0- 2	9- 0- 5	8- 2- 1	8- 5- 1	DNP	DNP
at Texas Tech	12/30/01	60-80	L	2- 4- 0	0- 0- 0	DNP	2- 2- 1	6- 5- 5	DNP	15-10- 3	0- 0- 0	0- 1- 0
at University of Illino	01/02/02	53-76	L	5- 1- 1	0- 0- 0	0- 1- 0	0- 0- 0	0- 2- 4	4- 0- 1	6- 7- 3	DNP	DNP
MICHIGAN STATE SPARTANS	1/5/02	70-67	W	15- 4- 2	DNP	DNP	DNP	5- 2- 2	6- 3- 1	7- 3- 1	DNP	DNP
MICHIGAN WOLVERINES	1/9/02	90-82	W	7- 3- 0	0- 0- 0	DNP	6- 1- 0	19- 3- 4	7- 1- 2	5- 3- 3	DNP	DNP
at Purdue	01/12/02	87-71	W	24- 7- 1	0- 0- 0	DNP	2- 0- 1	24- 3- 5	7- 1- 1	7- 6- 2	DNP	DNP
at Wisconsin	1/16/02	64-73	L	13- 7- 0	0- 0- 0	DNP	3- 1- 0	2- 0- 3	9- 3- 2	9- 8- 3	DNP	DNP
at Michigan	01/19/02	69-71	L	15- 3- 2	DNP	DNP	5- 3- 0	6- 4- 8	3- 4- 1	3- 4- 1	DNP	DNP
OHIO STATE BUCKEYES	1/26/02	89-71	W	19- 4- 1	DNP	DNP	6- 1- 0	6- 1- 9	9- 2- 3	21- 7- 2	DNP	DNP
PENN STATE NITTANY LION	01/30/02	94-70	W	26- 5- 2	0- 2- 0	0- 0- 1	6- 2- 1	2- 2- 5	5- 4- 0	4- 4- 2	2- 2- 0	5- 0- 0
INDIANA HOOSIERS	2/2/02	88-74	W	27- 6- 1	DNP	DNP	9- 0- 0	3- 3- 4	12- 1- 2	4- 8- 2	DNP	DNP
at Iowa Hawkeyes	2/9/02	86-78	W	23- 5- 2	DNP	DNP	1- 1- 2	6- 3- 4	9- 3- 0	11- 5- 2	DNP	DNP
at Northwestern	02/13/02	56-58	L	17-10- 2	0- 1- 1	DNP	0- 2- 0	5- 3- 4	6- 1- 4	2- 3- 1	DNP	DNP
WISCONSIN BADGERS	2/16/02	62-67	L	12- 5- 5	0- 1- 2	DNP	6- 2- 2	2- 0- 3	6- 3- 4	2- 4- 0	DNP	DNP
at Michigan State	2/21/02	55-74	L	5- 2- 1	0- 0- 0	DNP	2- 0- 2	6- 2- 3	13- 2- 1	4- 4- 0	DNP	0- 0- 0
at Penn State	2/23/02	68-64	W	14- 4- 0	0- 0- 0	DNP	0- 1- 0	6- 3- 6	6- 3- 2	14- 9- 2	DNP	DNP
NORTHWESTERN	2/27/02	69-51	W	8- 7- 2	2- 1- 0	0- 0- 0	2- 0- 2	5- 3- 2	6- 5- 1	16- 7- 5	0- 1- 0	0- 0- 0
UNIVERSITY OF ILLINOIS	3/3/02	66-67	L	18- 7- 2	DNP	DNP	0- 0- 1	2- 3- 2	8- 3- 2	15- 8- 4	DNP	DNP
vs Penn State Nittany	L3/7/02	84-60	W	21- 6- 3	2- 0- 0	0- 0- 1	1- 0- 0	16- 2- 1	3- 2- 2	4- 9- 1	0- 0- 0	2- 2- 0
vs University of Illino	3/8/02	76-92	L	10- 0- 4	2- 0- 0	DNP	6- 0- 0	10- 1- 4	7- 2- 1	11- 4- 2	DNP	DNP
NEW MEXICO LOBOS	3/13/02	96-62	W	18- 4- 1	2- 0- 0	0- 1- 0	5- 2- 2	2- 4- 6	7- 3- 0	23-15- 0	2- 3- 0	0- 0- 1

Opponent	Date	Score	WL	31	35	40	41	45
				ESSELINK,	CHALL,RAN	HOLMAN,JE	BAUER,MIC	RYCHART,D
MERCER BEARS	11/17/01	80-59	W	0- 3- 2	0- 1- 0	17- 6- 1	18- 8- 1	10- 9- 2
NORTH CAROLINA-ASHEVILL	11/21/01	92-65	W	2- 1- 1	0- 1- 0	14- 6- 1	19- 2- 3	9- 7- 2
EASTERN WASHINGTON EAGL	11/24/01	86-68	W	5- 3- 2	1- 0- 0	14- 3- 0	17- 2- 0	6- 2- 4
at Wake Forest	11/27/01	79-85	L	0- 0- 0	DNP	4- 7- 1	11- 5- 0	22-13- 0
UT-PAN AMERICAN BRONCS	12/1/01	89-72	W	0- 0- 0	DNP	8- 1- 1	13- 4- 1	18- 6- 1
UNC-WILMINGTON SEAHAWKS	12/4/01	50-58	L	DNP	DNP	4- 4- 0	3- 5- 1	10- 4- 2
at Georgia Bulldogs	12/07/01	55-77	L	5- 2- 0	0- 0- 0	7- 4- 1	2- 4- 1	10-11- 0
OREGON DUCKS	12/10/01	75-72	W	0- 0- 3	DNP	4- 3- 1	2- 7- 0	10- 5- 2
MARYLAND-EASTERN SHORE	12/13/01	95-48	W	12- 1- 2	0- 0- 0	15- 8- 2	15- 2- 3	17-10- 2
NEBRASKA CORNHUSKERS	12/22/01	81-72	W	2- 3- 0	DNP	5- 3- 1	15- 4- 3	18- 9- 4
at Texas Tech	12/30/01	60-80	L	7- 1- 4	DNP	2- 2- 0	6- 6- 0	20- 8- 3
at University of Illino	01/02/02	53-76	L	5- 1- 0	0- 1- 0	10- 2- 1	16- 4- 1	7- 5- 3
MICHIGAN STATE SPARTANS	1/5/02	70-67	W	0- 0- 1	DNP	16- 3- 0	12- 3- 3	9- 5- 2
MICHIGAN WOLVERINES	1/9/02	90-82	W	0- 0- 2	DNP	12- 3- 3	15- 7- 2	19- 7- 1
at Purdue	01/12/02	87-71	W	3- 2- 0	DNP	2- 1- 1	4- 3- 3	14- 5- 2
at Wisconsin	1/16/02	64-73	L	0- 0- 0	DNP	4- 3- 0	7- 7- 1	17-10- 2
at Michigan	01/19/02	69-71	L	0- 0- 0	DNP	6- 3- 0	17- 2- 2	14- 9- 1
OHIO STATE BUCKEYES	1/26/02	89-71	W	0- 0- 0	DNP	12- 4- 2	6- 0- 0	10- 5- 1
PENN STATE NITTANY LION	01/30/02	94-70	W	4- 1- 3	0- 0- 0	14- 8- 2	12- 2- 3	14- 3- 5
INDIANA HOOSIERS	2/2/02	88-74	W	DNP	DNP	8- 3- 1	11- 0- 2	14- 6- 3
at Iowa Hawkeyes	2/9/02	86-78	W	3- 0- 1	DNP	8- 2- 0	10- 0- 0	15-13- 4
at Northwestern	02/13/02	56-58	L	0- 0- 0	DNP	6- 3- 4	4- 3- 0	16- 6- 1
WISCONSIN BADGERS	2/16/02	62-67	L	2- 0- 0	DNP	17- 3- 0	7- 5- 0	8- 8- 4
at Michigan State	2/21/02	55-74	L	6- 1- 0	DNP	6- 1- 2	0- 2- 1	13- 6- 2
at Penn State	2/23/02	68-64	W	5- 0- 1	DNP	7- 6- 1	10- 5- 1	6- 1- 2
NORTHWESTERN	2/27/02	69-51	W	0- 1- 0	0- 0- 0	4- 5- 1	17- 4- 1	9- 3- 0
UNIVERSITY OF ILLINOIS	3/3/02	66-67	L	0- 0- 0	DNP	9- 2- 0	10- 3- 0	4- 7- 3
vs Penn State Nittany	L3/7/02	84-60	W	2- 0- 2	0- 1- 0	10- 6- 2	0- 2- 1	23- 5- 2
vs University of Illino	3/8/02	76-92	L	3- 0- 0	DNP	2- 1- 0	2- 4- 1	23-10- 1
NEW MEXICO LOBOS	3/13/02	96-62	W	1- 1- 1	2- 1- 0	22- 7- 1	7- 4- 4	5- 1- 2

University of Minnesota
 Minnesota Golden Gophers Game-by-Game Highs (as of Mar 18, 2002)
 All games

Opponent	Date	Score	WL	POINTS	REBOUNDS	ASSISTS	STEALS	BLOCKED SHOTS
MERCER BEARS	11/17/01	80-59	W	18-Bauer, Michae	9-Rychart, Dust	4-Bennett, Trav Burleson, Kev	3-Bennett, Trav	4-Rickert, Rick
NORTH CAROLINA-ASHEVILLE	11/21/01	92-65	W	19-Bauer, Michae	7-Rychart, Dust	11-Burleson, Kev	4-Bennett, Trav	1-Holman, Jerry Rychart, Dust Bauer, Michae Rickert, Rick
EASTERN WASHINGTON EAGLES	11/24/01	86-68	W	17-Bauer, Michae	10-Rickert, Rick	8-Burleson, Kev	4-Bennett, Trav	5-Rickert, Rick
at Wake Forest	11/27/01	79-85	L	22-Rychart, Dust	13-Rychart, Dust	4-Burleson, Kev	2-Holman, Jerry Rickert, Rick	1-Burleson, Kev Holman, Jerry
UT-PAN AMERICAN BRONCS	12/1/01	89-72	W	19-Bennett, Trav	6-Fleming, Kerw Rychart, Dust	6-Burleson, Kev	4-Burleson, Kev	3-Bennett, Trav
UNC-WILMINGTON SEAHAWKS	12/4/01	50-58	L	13-Rickert, Rick	6-Rickert, Rick	5-Burleson, Kev	2-Fleming, Kerw Burleson, Kev	4-Rickert, Rick Holman, Jerry
at Georgia Bulldogs	12/07/01	55-77	L	10-Rychart, Dust	11-Rychart, Dust	2-Bennett, Trav	1-Chall, Randy Rychart, Dust Hargrow, Maur Rickert, Rick Bauer, Michae Burleson, Kev Bennett, Trav	2-Bauer, Michae Holman, Jerry
OREGON DUCKS	12/10/01	75-72	W	28-Rickert, Rick	9-Rickert, Rick	5-Burleson, Kev	4-Burleson, Kev	1-Bauer, Michae Holman, Jerry
MARYLAND-EASTERN SHORE HA	12/13/01	95-48	W	17-Rychart, Dust	10-Rychart, Dust	8-Burleson, Kev	3-Bauer, Michae	2-Holman, Jerry
NEBRASKA CORNHUSKERS	12/22/01	81-72	W	18-Rychart, Dust	9-Rychart, Dust	5-Burleson, Kev	4-Bennett, Trav	3-Bauer, Michae
at Texas Tech	12/30/01	60-80	L	20-Rychart, Dust	10-Bennett, Trav	5-Burleson, Kev	2-Rychart, Dust	1-Burleson, Kev
at University of Illinois	01/02/02	53-76	L	16-Bauer, Michae	7-Bennett, Trav	4-Burleson, Kev	3-Rychart, Dust	1-Rickert, Rick Rychart, Dust Bennett, Trav Bauer, Michae
MICHIGAN STATE SPARTANS	1/5/02	70-67	W	16-Holman, Jerry	5-Rychart, Dust	3-Bauer, Michae	4-Bennett, Trav	4-Bauer, Michae
MICHIGAN WOLVERINES	1/9/02	90-82	W	19-Rychart, Dust	7-Bauer, Michae Burleson, Kev	4-Burleson, Kev Rychart, Dust	3-Bennett, Trav	3-Holman, Jerry
at Purdue	01/12/02	87-71	W	24-Rickert, Rick	7-Rickert, Rick	5-Burleson, Kev	2-Rickert, Rick Bennett, Trav	1-Holman, Jerry
at Wisconsin	1/16/02	64-73	L	17-Rychart, Dust	10-Rychart, Dust	3-Bennett, Trav Burleson, Kev	1-Burleson, Kev Bauer, Michae Bennett, Trav	2-Bauer, Michae
at Michigan	01/19/02	69-71	L	17-Bauer, Michae	9-Rychart, Dust	8-Burleson, Kev	4-Bennett, Trav	1-Rickert, Rick
OHIO STATE BUCKEYES	1/26/02	89-71	W	21-Bennett, Trav	7-Bennett, Trav	9-Burleson, Kev	2-Burleson, Kev Bennett, Trav	3-Holman, Jerry
PENN STATE NITTANY LIONS	01/30/02	94-70	W	26-Rickert, Rick	8-Holman, Jerry	5-Burleson, Kev Rychart, Dust	2-Rychart, Dust	3-Holman, Jerry
INDIANA HOOSIERS	2/2/02	88-74	W	27-Rickert, Rick	8-Bennett, Trav	4-Burleson, Kev	4-Bennett, Trav	3-Bennett, Trav
at Iowa Hawkeyes	2/9/02	86-78	W	23-Rickert, Rick	13-Rychart, Dust	4-Burleson, Kev Rychart, Dust	4-Bennett, Trav	2-Rickert, Rick
at Northwestern	02/13/02	56-58	L	17-RICKERT, Rick	10-RICKERT, Rick	4-Fleming, Kerw Burleson, Kev Holman, Jerry	2-RICKERT, Rick Bennett, Trav	3-Holman, Jerry RICKERT, Rick
WISCONSIN BADGERS	2/16/02	62-67	L	17-Holman, Jerry	8-Rychart, Dust	5-Rickert, Rick	1-Esselink, Ste Hargrow, Maur Robinson, Aar	2-Holman, Jerry


University of Minnesota
 Minnesota Golden Gophers Game-by-Game Highs (as of Mar 18, 2002)
 All games

Opponent	Date	Score	WL	POINTS	REBOUNDS	ASSISTS	STEALS	BLOCKED SHOTS
							Burleson, Kev	
at Michigan State	2/21/02	55-74	L	13-Fleming, Kerw Rychart, Dust	6-Rychart, Dust	3-Burleson, Kev	2-Burleson, Kev	1-Bauer, Michae
at Penn State	2/23/02	68-64	W	14-Bennett, Trav Rickert, Rick	9-Bennett, Trav	6-Burleson, Kev	5-Burleson, Kev	2-Holman, Jerry
NORTHWESTERN	2/27/02	69-51	W	17-Bauer, Michae Rickert, Rick	7-Bennett, Trav	5-Bennett, Trav	6-Bennett, Trav	5-Rickert, Rick
UNIVERSITY OF ILLINOIS	3/3/02	66-67	L	18-Rickert, Rick	8-Bennett, Trav	4-Bennett, Trav	3-Bennett, Trav	2-Holman, Jerry
vs Penn State Nittany Lio	3/7/02	84-60	W	23-Rychart, Dust	9-Bennett, Trav	3-Rickert, Rick	4-Bennett, Trav	2-Rickert, Rick
vs University of Illinois	3/8/02	76-92	L	23-Rychart, Dust	10-Rychart, Dust	4-Burleson, Kev Rickert, Rick	3-Bennett, Trav	1-Rickert, Rick
NEW MEXICO LOBOS	3/13/02	96-62	W	23-Bennett, Trav	15-Bennett, Trav	6-Burleson, Kev	5-Bennett, Trav	1-Holman, Jerry Chall, Randy

MINNESOTA

Golden Gopher

BASKETBALL



Minnesota Media Relations

BB contact: Kyle Coughlin

Assistant Media Relations Director

Phone: 612.625.4090

Fax: 612.625.0359

email: cough002@umn.edu

Minnesota Men's Media Relations, 516 15th Ave. SE, 244 Bierman Field Athletic Building, Minneapolis, Minn. 55455

www.gophersports.com

2001-02 SCHEDULE

Date	Opponent	Time/Result
Nov. 8	Harlem Globetrotters (exh.)	L, 70-79
Nov. 12	Minnesota-Duluth (exh.)	W, 67-59
Nov. 17	Mercer	W, 80-59
Nov. 21	UNC-Asheville	W, 92-65
Nov. 24	Eastern Washington	W, 86-68
Nov. 27	at Wake Forest* (ESPN2)	L, 79-85
Dec. 1	Texas Pan-American	W, 89-72
Dec. 4	UNC-Wilmington	L, 50-58
Dec. 7	at Georgia	L, 55-77
Dec. 10	Oregon (ESPN2)	W, 75-72
Dec. 13	Maryland-Eastern Shore	W, 95-48
Dec. 22	Nebraska	W, 81-72
Dec. 30	at Texas Tech (KSTC-Ch. 45)	L, 60-80
Jan. 2	at #7 Illinois (KSTC-Ch. 45)	L, 53-76
Jan. 5	#17 Michigan State (KSTC-Ch. 45)	W, 70-67
Jan. 9	Michigan (KSTC-Ch. 45)	W, 90-82
Jan. 12	at Purdue (KSTC-Ch. 45)	W, 87-71
Jan. 16	at Wisconsin (KSTC-Ch. 45)	L, 64-73
Jan. 19	at Michigan (KSTC-Ch. 45)	L, 69-71
Jan. 26	#20 Ohio State (KSTC-Ch. 45)	W, 89-71
Jan. 30	Penn State (KSTC-Ch. 45)	W, 94-70
Feb. 2	#25 Indiana (KSTC-Ch. 45)	W, 88-74
Feb. 9	at Iowa (KSTC-Ch. 45)	W, 86-78
Feb. 13	at Northwestern (KSTC-Ch. 45)	L, 56-58
Feb. 16	Wisconsin (KSTP-Ch. 5)	L, 62-67
Feb. 21	at Michigan State (ESPN)	L, 55-74
Feb. 23	at Penn State (KSTP-Ch. 5)	W, 68-64
Feb. 27	Northwestern (KSTC-Ch. 45)	W, 69-51
Mar. 3	#15 Illinois (CBS/Ch. 4)	L, 66-67
Mar. 7	Penn State V (KSTC-Ch. 45)	W, 84-60
Mar. 8	#10 Illinois V (KSTC-Ch. 45)	L, 76-92
Mar. 13	New Mexico#	W, 96-62
Mar. 18	Richmond#	L, 66-67

Minnesota Golden Gophers

(18-13, 9-7 Big Ten)

Final Release



FINAL REVIEW

At first glance, the 2001-02 Golden Gopher men's basketball season looks almost identical to the season before. The records are nearly the same and both teams fell in the second round of the NIT. The critics would say the Gophers didn't improve, didn't make the next step in the rebuilding process - the critics are wrong.

In just his third season in Gold Country, Dan Monson's Gophers made a significant step. Minnesota won nine games in the Big Ten in 2001-02, the most-ever under Monson and the most since 1997. The Gophers were one win away from their first NCAA berth in four seasons and three points away from a share of the Big Ten title. The near-misses were frustrating, but put into the proper perspective, this was a program that wasn't supposed to be this close to the Promised Land this quickly. The problem for the Maroon and Gold in 2001-02 was that expectations rose disproportionately with the Gophers' improved play.

The nonconference portion of the Gopher schedule saw its shares of ups and downs. Minnesota had little success on the road, losing to NCAA participants Wake Forest, Georgia and Texas Tech. The Gophers also stubbed their toe at home against NCAA qualifier and Colonial league champ UNC-Wilmington, 58-50. But, Minnesota rallied behind a career-high 28 points by freshman Rick Rickert on national television to give the Gophers a must-win three-point victory over Pac-10 champ and Elite 8 team Oregon.

The conference season began with Minnesota racing out to a 3-1 record. Three straight victories over Michigan State, Michigan and at Purdue had the Maroon and Gold poised for a run at the top. But, typical of this rollercoaster season, the next two games were hard-fought losses at Wisconsin and a last-second defeat to Michigan in Ann Arbor.

The highlight of the 2001-02 season was an exciting four-game winning streak in the thick of the Big Ten schedule. The Golden Gophers ran off three straight home wins including two over first-place teams at the Barn. Ohio State came to Minneapolis in first place and was soundly

trounced 89-71. A week later, NCAA finalist Indiana visited Williams Arena in first place and was outscored, 51-26 in the second half, to lose 88-74. A crucial road win at Iowa (86-78) came next with the Gophers rallying from a nine-point half-time deficit on the road.

The rollercoaster went off its rails with the subsequent injury to Travarus Bennett and a three-game losing streak. Bennett sprained his ankle in practice before the Northwestern road trip and the Big Ten Co-Defensive Player of the Year was limited in his ability to lead the Gopher defense. He only played 18 minutes at NU (56-58) and 29 and 26 frustrating minutes, respectively, in a home loss to Wisconsin (62-67) and a road defeat at Michigan State (55-74).

But, the Gophers bounced back as they did all season with back-to-back victories at Penn State (68-64) and a sound thrashing of the Wildcats in Williams Arena (69-51). That set up a make-or-break game against the Fighting Illini of Illinois on CBS. Minnesota controlled the game throughout, but couldn't hang on in a disappointing 67-66 defeat to the Illini in the last regular-season conference contest.

After defeating the Nittany Lions for the third time, the Gophers had one more chance at Illinois in the Big Ten Tournament quarterfinals, but the veteran Illini were too tough in a 92-76 defeat. Minnesota was selected to play in the NIT for the second straight year and after a 96-62 drubbing of New Mexico, the Gophers again lost a heartbreaker to Richmond, 67-66. In all, Minnesota lost four games by six points and was 3-5 in games decided by five points or less.

Three Golden Gophers received postseason accolades from the Big Ten Conference. Freshman Rick Rickert was the first Golden Gopher ever to be named Big Ten Freshman of the Year. Senior Travarus Bennett received the Big Ten Co-Defensive Player of the Year award and honorable mention honors while senior forward Dusty Rychart was named to the third-team All-Big Ten team by both the coaches and media.

Rychart finished his career in Gold Country as

NIT

✓ Big Ten Tournament

(Conseco Fieldhouse, Indianapolis, Ind.)

Times and dates subject to change

All times central.

* Big Ten/ACC Challenge

HEAD COACH DAN MONSON



For the second straight season. Dan Monson led the Golden Gophers to a postseason bid, but more importantly within a breath of the Big Ten title in just his third season at the helm of the Minnesota program. Monson's Gophers won nine games in the conference, the most under Monson and the most by a Gopher team since the 1992-93 season. Minnesota also won a Big Ten Tournament game for the first time since the tournament's first season in 1998. It's 18 wins tied the most wins under Monson from the previous year. The Gophers played 10 teams that made the 2002 NCAA Tournament and defeated a Final 8 team (Oregon) and a championship finalist (Indiana) in 2001-02. All of this with one of the youngest teams and least experienced teams in the conference. A team that relied heavily on former and current walk-ons for major minutes. Monson's Minnesota record now stands at 48-43 and his overall four-year coaching record is 100-60.

Monson has also shown the country that he can be an effective recruiter. Monson recruiting skills have paid huge dividends already with Minnesota's first Big Ten Freshman of the Year, Rick Rickert, and the first Big Ten Defensive Player of the Year in school history, Travarus Bennett.

Monson was named the Minnesota head coach on July 24, 1999. In his first year at the helm of the Minnesota program, Monson led the Golden Gophers to a 12-16 finish which included a six-game winning streak (11/20-12/11).

Monson led the Gonzaga Bulldogs within a breath of the Final Four three years ago. Along the way, his team defeated such notable NCAA powers as Stanford (82-74), Florida (73-72) and the Golden Gophers (75-63), before bowing out to eventual national champion Connecticut, 67-62.

Monson spent 11 years building the Gonzaga program. He began as an assistant coach in 1988 and spent six years laying the groundwork for the Bulldogs' success. In 1994-95, he was elevated to associate head coach under Head Coach Dan Fitzgerald who was also the athletics director. Three years later, Monson took over full control of the Gonzaga program. He had an immediate impact, leading the Bulldogs to a West Coast Conference title and advancing to the second round of the NIT. Along the way, the team set a school record for wins with 24. Monson was the first coach in West Coast Conference history to capture the regular-season title in his rookie season. For his efforts, his WCC peers voted him Coach of the Year and *Basketball Times* accorded him national Rookie Coach of the Year. His record in two seasons as head coach of the Zags was 52-17, with an impressive 4-2 mark in postseason play.

one of the top 20 scorers and top 10 rebounders in school history. He stands in 16th place on the scoring list with 1,268 points and ninth on the rebounding list with 732 career boards while also recording six double-doubles on the year and 20 for his career.

The first Minnesota player to receive the conference defensive player of the year award, Bennett graduates after leading the league in steals and recording the second-most steals in a season with 75. He averaged an impressive 2.42 steals per game and also led the team and was second in the conference in three-point field goal accuracy at .469. Bennett finished the season as the only Big Ten player ranked in seven different statistical categories in league games.

Rickert will be the centerpiece Monson can build around in future years. He averaged 14.2 points and 5.2 rebounds per game in his initial year with the Maroon and Gold. His 441 points is the most scored by a freshman in school history and the 14.2 scoring average also is tops by a Golden Gopher in his freshman season. He led the team and all conference freshmen in scoring and tallied more than 20 points in six games. He was named Big Ten Player of the Week after scoring 26 points vs. Penn State on Jan. 30 and 27 points vs. Indiana on Feb. 2. He was the first freshman to earn such an honor since Iowa senior Luke Recker received the award at Indiana in 1998.

Along with the return of Rickert, the Gophers will welcome back three other part-time starters. Junior guard Kevin Bursleson started 19 games and was second in the Big Ten in assist to turnover ratio with 146 assists and only 58 turnovers (2.52). Junior center Jerry Holman had an impressive first year after coming to UM from a junior college. Holman finished with the best field goal percentage on the team (.554) and ranked fifth overall in the Big Ten. He also led the team in blocks with 43 and was fifth overall in the conference, averaging 1.39 blocks per game. Sophomore forward Michael Bauer scored in double figures in 17-of-31 games and figures to play a more prominent role next season.

Other newcomers who made an impact were Maurice Hargrow, Steve Esselink and Aaron Robinson. Hargrow was a spark off the bench all season, averaging 3.6 points in just 10.0 minutes per game. Esselink's long-range shooting will be a weapon for two more seasons and Robinson's pesky defensive pressure and increasing ability to run the offense will be counted on in 2002-03.

Monson and his staff also can look forward to the return of two other veterans from years off. Sophomore center Jeff Hagen was redshirted this past year and will add bulk and a much-needed physical presence to the frontline. Junior guard Ben Johnson, who was forced to sit out the season after transferring from Northwestern, will prominently figure in the backcourt mix. Those two, along with transfers Matt Smriga and Brent Lawson, will add depth and experience to a solid nucleus of returning players. A nucleus that plans on taking another step next season.

STATISTICAL COMPARISON

Minnesota vs. Opponents

Category	OPP	MINN
Scoring	2,151	2,330
Scoring Average	69.4	75.2
Scoring Margin	--	+5.8
Rebounds	1,028	1,118
Rebound Average	33.2	36.1
Rebound Margin	--	+2.9
Field Goal Pct.	.417	.468
3-Point Field Goal Pct.	.350	.347
3-Point Made per game	6.6	7.6
Free Throw Pct.	.724	.706
Assists Average	14.0	15.8
Turnovers Average	15.7	14.4
Turnover Margin	-1.7	+1.3
Blocks Average	3.6	4.8
Steals Average	7.1	8.1

GOLDEN GOPHERS LEAD CONFERENCE IN SCORING

As a team, the 2001-02 Golden Gophers led the Big Ten in scoring offense, averaging 72.9 points per game - Illinois was second at 72.1 ppg. Minnesota also led the league in field goal percentage, shooting .497 in 2002. Ohio State was second at .479. In addition, the Gophers led the conference in field goal percentage defense, only allowing Big Ten opponents to shoot .406 from the field during the Big Ten season.

MINNESOTA QUICK FACTS

University Information

Location: Minneapolis, Minn.
Enrollment: 45,615
Colors: Maroon & Gold
Conference: Big Ten
Arena: Williams Arena (14,625)
President: Mark Yudof
Vice President/Chief of Staff: Tonya Moten Brown
Faculty Athletics Representative: Dr. Richard Weinberg
Director of Men's Athletics: Tom Moe

Team Information

Head Coach: Dan Monson (Idaho, 1985)
Career Record: 100-60 (five years)
Record at Minnesota: 48-43 (three years)
Associate Head Coach: Mike Petersen
Assistant Coaches: Bill Walker, Arthur Prevost
Dir. of BB Operations: Vic Couch
2001-02 Overall Record: 18-13 (reached second round of NIT)
2001-02 Big Ten Record/Finish: 9-7 (6th)
Lettermen Returning/Lost: 7/3

MEDIA INFORMATION

PRACTICE ACCESS:

As a rule, practice will be open to the media for the first 30 minutes of each workout except on game days. This is subject to change at the coaches discretion. All player interviews will be conducted before practice in the half hour preceding the team's workout. Coach Monson will be available for brief interviews during the first half hour of practice. Practice on weekdays is usually 2-5 p.m. Please check with Kyle Coughlin about practice times and all interview requests at least 24 hours in advance.

POSTGAME PROCEDURES:

Minnesota complies with an equal-access policy. Following a 10 minute cooling-off period, both coaches are available in the Interview Room on the lower level of the east end of Williams Arena. Minnesota players are available in the players lounge area adjacent to the Gopher locker room following the cooling-off period. Visiting team players generally conduct their player interviews in the lower level hallway outside their locker room.

GOLDEN GOPHERS ON THE INTERNET:

Minnesota Golden Gopher basketball stats, releases and game notes are available on the internet at www.gophersports.com. Information on the Big Ten Conference is available via the internet at www.bigten.org.

BIG TEN TELECONFERENCE:

When: Every Monday from 9-11 a.m. (central)

Who: Each Big Ten men's head coach is invited to participate on the weekly teleconferences. Participation will not be mandatory, therefore, some coaches may not be available each week.

Call: Contact the Big Ten office at 847-696-1010 for the teleconference phone number and play-back number.

Order of Appearance

9:00 a.m. Bill Self, Illinois
 9:10 a.m. Steve Alford, Iowa
9:20 a.m. Dan Monson, Minnesota
 9:30 a.m. Bill Carmody, Northwestern
 9:40 a.m. Jerry Dunn, Penn State
 9:50 a.m. Gene Keady, Purdue
 10:00 a.m. Tom Izzo, Michigan State
 10:10 a.m. Bo Ryan, Wisconsin
 10:20 a.m. Tommy Amaker, Michigan
 10:30 a.m. Jim O'Brien, Ohio State
 10:40 a.m. Mike Davis, Indiana
 10:50 a.m. Player of the Week (if available)

THREE GOLDEN GOPHERS EARN BIG TEN AWARDS

Three University of Minnesota men's basketball players were recognized by the Big Ten Conference for postseason awards. Freshman forward Rick Rickert was named Big Ten Freshman of the Year by both the coaches and the conference media. Rickert was also named to the All-Big Ten second team on both ballots. Rickert is the first Golden Gopher to be named Big Ten Freshman of the Year after leading all freshmen in scoring (14.1 ppg), field goal percentage (.511) and blocks (1.30).

Senior Travarus Bennett was named Co-Defensive Player of the Year along with Indiana's Dane Fife. Bennett led the conference in steals averaging 2.22 steals per game. Bennett was also an honorable mention All-Big Ten pick by the coaches. Bennett is the first Golden Gopher to be named Big Ten Defensive Player of the Year. Dusty Rychart earned third-team All-Big Ten honors from both the coaches and media. The fifth-year senior will finish his career in Gold Country ranked in the top 20 in scoring and the top 10 in rebounding in school history.

BEST FRESHMAN SCORER IN GOPHER HISTORY

Rick Rickert scored the most points by a freshman in a season with 441. Voshon Lenard held the previous mark of 411 points in 1991-92. Rickert also broke the mark for points per game by a freshman with a 14.2 ppg average. Chuck Mencil had the record with a 13.6 ppg average.

RICKERT - BEST FRESHMAN IN THE BIG TEN

Freshman Rick Rickert reached double figures in 12-of-16 Big Ten games this season. In conference games, he averaged 15.5 points per game good for fourth-best in the league. Rickert ranked 11th in field goal percentage (85-163, .521) and eighth in blocked shots (1.25). He scored 24 points at Purdue on Jan. 12, 19 points against Ohio State on Jan. 26, 26 against Penn State (1/30), 27 vs. Indiana (2/2) and 23 at Iowa (2/9). Rickert is the first Minnesota player to have three-straight 20-point games since Quincy Lewis had 10 straight in 1999-2000. He also recorded his second double-double of the season with 17 points and 10 rebounds at Northwestern (2/13).

Overall, Rickert finished 11th in scoring and led all freshmen at 14.2 ppg. He was 16th in rebounding, third among freshmen (5.2 rpg), 11th in field goal percentage (.505) and ninth in blocked shots (1.23 bpg). Rickert tied a career-high (Eastern Washington) with five blocks vs. Northwestern on Feb. 27.

Against Oregon (Dec. 10) on national television, Rickert erupted for 28 points and nine rebounds to lead the Golden Gophers to a three-point victory. It was the most points scored by a Gopher freshman since Randy Carter scored 29 against Northwestern on Jan. 26, 1991. And it was also the most points scored by any true freshman in the Big Ten since 1998. He recorded Minnesota's first double-double of the year with 14 points and 10 rebounds vs. Eastern Washington (11/24). He also had five blocks vs. the Eagles, the most by a Golden Gopher

GOPHERS IN THE RECORD BOOKS

Kevin Burleson

CATEGORY	NO.	RANK
Career Three Pointers Made	111	5th
Career Three Pointers Attempted	337	4th
Career Assists	280	7th

Dusty Rychart

CATEGORY	PCT.	ATT.	RANK
Free Throw Percentage	.775	251-324	6th
Field Goal Percentage	.519	494-952	6th

CATEGORY	NO.	RANK
Points	1,253	16th
Rebounds	732	9th

Michael Bauer

CATEGORY	NO.	RANK
Career Three Pointers Made	79	10th

since Joel Pryzbilla had six on Feb. 5, 2000.

TRAVARUS BENNETT - THE GOPHERS' "GLUE GUY"

Despite being hampered by a partially sprained ankle the last six games of the regular season, senior guard/forward Travarus Bennett was named Co-Defensive Player of the Year by the Big Ten coaches. Bennett led the league in steals, averaging 2.22 steals per conference game and led the Big Ten in all games with an average of 2.42 steals per game. Against Northwestern on Feb. 27, Bennett tied a career-high with six steals. He recorded four steals in a game seven times last season. Against New Mexico in the first round of the NIT, he had five steals.

"T" finished the Big Ten regular season as the only player ranked in seven different categories in conference games. In addition to leading the conference in steals, he tied for first in three-point field goal percentage (.500), eighth in free throw percentage (.821), 14th in rebounding (5.6), 10th in offensive rebounds (1.88), 13th in defensive rebounds (3.75) and 11th in blocked shots (0.81).

Bennett was the Gophers "glue guy." He brought it all together for the Maroon and Gold. In the first round of the NIT, Bennett recorded his second double-double of the year with 23 points and 15 rebounds against New Mexico. Versus Ohio State on Jan. 26, Bennett was perfect from the field (6-6) and from the free-throw line (6-6) to score a then-career-high 21 points. He also led the team with seven boards to go along with two assists, two steals and a block.

Against Texas Tech, Bennett recorded his first double-double of the season with 15 points and 10 rebounds. It was his second double-double of his career (at Northwestern (2/6/01).

RYCHART SURPASSES 1,000 CAREER POINTS

Senior forward Dusty Rychart became the 31st player in Golden Gopher basketball history to score more than 1,000 points. The former walk-on scored 20 points at Texas Tech and moved into the top 30 on the scoring list. Rychart finished his career in

IN THE PAINT ON FOX SPORTS NET

"In the Paint" with Dan Monson will be seen on Fox Sports North this season. The program will air 15 times during the 2001-02 season. Starting on December 10, fans can catch a half-hour show dedicated to the Golden Gopher basketball program hosted by Mike Max.

Monday, Dec. 10 — 5 p.m.

Wednesday, Dec. 12 — 2 p.m. (replay)

Monday, Dec. 17 — 7 p.m.

Wednesday, Dec. 19 — 2 p.m. (replay)

Monday, Dec. 24 — 7 p.m.

Wednesday, Dec. 26 — 2 p.m. (replay)

Wednesday, Jan. 2 — 6:30 p.m.

Monday, Jan. 7 — 5 p.m.

Monday, Jan. 14 — 7 p.m.

Monday, Jan. 21 — 7 p.m.

Monday, Jan. 28 — 7 p.m.

Monday, Feb. 4 — 7 p.m.

Monday, Feb. 11 — 7 p.m.

Monday, Feb. 18 — 7 p.m.

Monday, Feb. 25 — 5 p.m.

Monday, Mar. 4 — 5 p.m.

Monday, Mar. 11 — 5 p.m.

Monday, Mar. 18 — 5 p.m.

GOLDEN GOPHER RADIO NETWORK

Since the 1930s, WCCO Radio has been the home of Golden Gopher basketball. A new deal, signed this past summer, assures the Maroon and Gold at least five more years on the "Good Neighbor". Dave Lee will call his first season of Gopher hoops in 2001-02 and be joined by former Gopher Kevin Lynch, who will serve as the analyst all season on WCCO AM 830. Fans of Golden Gopher basketball outside the Twin Cities can catch all the action on the following stations in their area:

Albert Lea, KATE AM 1450

Austin, KAUS AM 1480

Detroit Lakes, KDLM AM 1340

Duluth, KDAL AM 610

Fargo, N.D., KFGO AM 790

Grand Rapids, KOZY AM 1320

Marshall, KMHL AM 1400

Owatonna, KRFO AM 1390

Rochester, KROC AM 1340

Windom, KDOM AM 1580

Windom, KDOM FM 94.3

Winona, KWNO AM 1230

GOLDEN GOPHERS ON THE WEB

All Golden Gopher games can be heard on the world wide web at www.gophersports.com. If you are outside the WCCO Radio broadcast range, go to gophersports.com and catch all the action. Also available at gophersports.com for home games are live stats. Follow the game as it happens courtesy of Minnesota Men's Athletics, Yahoo and gophersports.com.

16th place with 1,268 points in his career. Arriel McDonald, who played from 1991-94, is in 15th with 1,273 points.

RYCHART NAMED THIRD TEAM ALL-BIG TEN

Dusty Rychart finally got the recognition he so richly deserved when he was named third team All-Big Ten by the conference media and coaches. Rychart added to his ever-growing double-double total vs. Illinois in the Big Ten Tournament quarterfinals with 23 points and 10 rebounds.

He had six double-doubles on the season and 20 for his career. Rychart's other double-doubles last season were: 15 points and 13 rebounds at Iowa on Feb. 9; 17 points and 10 rebounds vs. Maryland-Eastern Shore on Dec. 13; at Georgia on Dec. 7 (10 points and 11 rebounds); at Wake Forest 22 points, 13 rebounds on Nov. 27 and 17 points and 10 rebounds at Wisconsin on Jan. 16.

With his 20 career double-doubles, only Reggie Evans of Iowa (38) and LaVell Blanchard of Michigan (21) have totaled more career double-doubles in the Big Ten.

Rychart finished the year 15th in overall games with 13.1 points per game. He also was fifth in rebounding (6.6), sixth in field goal percentage (.553), second in offensive rebounds (2.77) and tied for 11th in defensive rebounds (3.87).

RICKERT NAMED BIG TEN PLAYER OF THE WEEK

Freshman Rick Rickert was named Big Ten Player of the Week on Feb. 4 by the Big Ten Conference office. Rickert was the third different Gopher to be named Big Ten Player of the Week last season, as teammate Travarus Bennett was a co-winner on Jan. 28 and senior Dusty Rychart was selected on Dec. 3.

Rickert was the first freshman to earn Big Ten Player of the Week honors in more than four years after leading Minnesota to a 2-0 week while averaging 26.5 points per game on 60 percent shooting. The last League freshman to be named Conference Player of the Week was current Iowa senior Luke Recker, who collected the honor in his first season at Indiana on Jan. 19, 1998.

Rickert opened that week by hitting 9-of-12 shots (.750), including three treys, to pile up 26 points in only 26 minutes of play in the Gophers' win over Penn State. The 6-10 forward added five rebounds and two assists against the Nittany Lions. Rickert exploded for 27 points in his next outing, hitting 9-of-18 from the field while adding six boards as UM knocked Indiana out of first place in the Big Ten.

'T' NAMED PLAYER OF THE WEEK AFTER PERFECT GAME

Senior guard Travarus Bennett was named Big Ten Co-Player of the Week after his perfect performance against Ohio State on Jan. 26. Bennett scored 21 points, on 6-of-6 shooting from the field, 3-of-3 from three-point land and 6-of-6 from the line. He also led the Gophers with seven rebounds to go along with two assists, one block and two steals in 29 minutes. It was the first player of the week honor for Bennett.

MAYBE HE'S NOT SO OVERLOOKED

Rychart was named Co-Big Ten Player of the Week for his play against Wake Forest and UT-Pan American. Rychart nearly averaged a double-double the week of Nov. 26, producing 20.0 points and 9.5 rebounds while shooting 59.3 percent from the floor. The senior co-captain opened the week with his first double-double of the season, and 15th of his career, with 22 points and 13 boards in a narrow loss at Wake Forest in the ACC/Big Ten Challenge. Rychart followed that performance by recording 18 points, on 8-of-12 shooting, and six rebounds in just 23 minutes in a win over Texas-Pan American. It was the third player of the week honor for Rychart in his career.

BURLESON HAS BIG WEEK

During the week of Jan. 7, Kevin Burleson found his scoring touch for the first time this season from his point guard position. At Purdue on Jan. 12, Burleson scored a career-high 24 points, on 7-of-13 shooting, and dished out five assists. Earlier in the week against Michigan (1/9), Burleson scored a then-season high 19 points (16 in the second half) to go along with his four assists to lead the Gophers to a victory.

THE PLASTIC MAN GETS HIS CHANCE

With his wide reach and versatile athletic ability, junior center Jerry Holman raised havoc on both ends of the floor in 2001-02. Holman had a monster game in the first round of the NIT with 22 points, seven boards, one block and two steals vs. New Mexico - all in 19 minutes. He led the Gophers with 17 points vs. Wisconsin (2/16), and against Penn State (1/30), Holman scored 14 points, grabbed a game-high eight rebounds and blocked three shots in 25 minutes. Holman started the second game of his career vs. Ohio State on Jan. 26 and responded with 12 points, four rebounds and three blocks in 28 minutes. The Gophers were 10-2 when the junior scored in double figures.

Holman finished fifth in the Big Ten in field goal percentage in league games at .573 (63-110) and fifth overall with a .554 field goal percentage (118-213). He averaged 8.8 points in just 21.5 minutes per game. Defensively, Holman finished third in league games, averaging 1.62 blocks per game and fifth overall (1.39 bpg). Against Northwestern on Feb. 27, Holman tied his career high (set vs. UNC-Wilmington) with four blocks.

Earlier in the season, coming off the bench, he scored 12 points, grabbed three boards, dished out three assists and had three blocks in a career-high 30 minutes vs. Michigan (1/9). At Illinois (1/2), Holman scored 10 points in 23 minutes and followed that with a team-leading 16 points in 23 minutes vs. Michigan State (1/5). His one-handed tomahawk dunk with :43 left was the clincher for the Gophers against the Spartans. Holman had 31 dunks this season.

THE LIFE AND TIMES OF MICHAEL BAUER

Redshirt sophomore forward Michael Bauer scored

in double figures in 17-of-31 games in 2001-02.

Bauer is a good indicator of the Gophers' success when he scores in double figures; Minnesota is 13-4. Bauer caught fire in the second half against Northwestern on Feb. 27 as he led the Gophers with 17 points while not missing a shot. He was 6-of-6 from the field, 3-of-3 from three-point land and 2-of-2 from the line.

In conference games, Bauer finished 10th in three-point field goal percentage at .421 (24-57) and 15th in field goal percentage (.480, 60-125). In all games, Bauer was 15th in blocked shots, averaging .84 blocks per contest.

Bauer was forced to sit out his true freshman year when an ankle injury he suffered in the pre-season did not heal properly. He broke his arm at Purdue in 2000-01 and sat out the final 12 games. Before his arm injury, Bauer was third on the team in scoring, averaging 11.4 points per game (12.0 in Big Ten games) and second on the team in rebounding at 4.8 rebounds per game. He also led the team in blocks (30) and three-point shooting with a .432 shooting percentage from behind the arc.

BURLESON LEARNS THE GIFT OF GIVING

After playing his first two seasons at the 2-guard, junior Kevin Burleson adjusted to the point guard role very quickly and very well. At Illinois, Burleson recorded his 200th career assist. Burleson stands in seventh place on the all-time assists list with 280. Flip Saunders is in sixth place with 295 assists. Burleson was fourth in the Big Ten overall with 146 assists and finished fifth in conference games with 68 dishes. Burleson was second in the Big Ten in all games with a 2.52 assist-to-turnover ratio (146 asst. vs. 58 TOs). Burleson also finished 11th overall with 1.39 steals per game.

Against UNC-Asheville, Burleson had a career-high 11 assists (previous high was seven). It was the most assists by a Gopher since J.B. Bickerstaff had 10 on Nov. 24, 2000, at Hawaii-Pacific. He is the first to record more than 10 assists since Arriel McDonald dished 13 assists against Iowa on March 5, 1994 (game went to triple overtime). Burleson's 11 assists ranks in a tie for the sixth-best game total in school history. Burleson recorded nine assists vs. Ohio State on Jan. 26 and eight helpers vs. Eastern Washington on Nov. 24, vs. Maryland-Eastern Shore on Dec. 13, and at Michigan on Jan. 19.

THREE TRANSFERS COME HOME

The Golden Gophers welcomed three transfers over the summer. Ben Johnson, Brent Lawson and Matt Smriga, all native Minnesotans, will be eligible to play at the beginning of the 2002-03 season.

Johnson, from Minneapolis, Minn., and DeLaSalle High School, transferred from Northwestern where he was a two-year letterwinner and the leading scorer for the Wildcats as a freshman. Lawson, from Maple Grove, Minn., transferred from St. Francis (PA) where he started 21 games as a freshman and was sixth on the team with a 5.3 ppg average. Smriga, from Apple Valley, Minn., played in 17 games as a freshman at Kent State.

THE STORY OF TWO NUMBERS

Freshman forward Rick Rickert wears two different numbers this season depending on the color of his jersey. Gold jersey (home) #1. Maroon jersey (road) #4. Why? His first choice for a number was #14. Sorry, Lou Hudson was #14 and that jersey is retired. His second choice? #44. Well, Kevin McHale wore #44 and that's also in the Williams Arena rafters. So, Rickert gets the best of both worlds.

BARN MAGIC

The Golden Gophers hold one of the best home-court advantages in college basketball. The U of M holds a 622-244 (.718) record in its beloved Williams Arena. Under Monson, the Gophers have posted a 35-13 (.729) record at home.

Nicknamed "the Barn", Williams Arena was named the sixth-best college basketball arena in the country by CBS Sportsline in 2001. As noted in the *Street & Smith's Sports Business Journal*, Williams Arena is tied for the fifth-oldest Division I Basketball Arenas.

Oldest Division I Basketball Arenas

1. Fordham University, Rose Hill Gymnasium
Opened - 1925 (cap. 3,470)
2. Harvard University, Ray Lavietes Pavilion
Opened - 1926 (cap. 2,195)
2. University of Oregon, McArthur Court
Opened - 1926 (cap. 9,738)
4. University of Pennsylvania, The Palestra
Opened - 1927 (cap. 8,700)
5. University of Minnesota, Williams Arena
Opened - 1928 (cap. 14,625)
5. Butler University, Hinkle Fieldhouse
Opened - 1928 (cap. 11,043)

HAGEN RECEIVES SCHOLARSHIP

Dan Monson announced Monday, Jan. 14 that Jeff Hagen will receive a basketball scholarship from the University of Minnesota. Hagen's aid began with the second semester this school year.

Hagen, a sophomore center from Minnetonka, Minn., is redshirting this season. As a freshman, he averaged 1.9 points and 1.2 rebounds per game.

CAREER RECORDS

SCORING

Name	Points
1. Mychal Thompson (1975-78)	1,992
2. Willie Burton (1987-90)	1,800
3. Randy Breuer (1980-83)	1,777
4. Sam Jacobson (1995-98)	1,709
5. Kevin McHale (1977-80)	1,704
6. Quincy Lewis (1995-99)	1,614
7. Tommy Davis (1982-85)	1,481
8. Trent Tucker (1979-82)	1,445
9. Chuck Mencil (1952-55)	1,391
10. Marc Wilson (1983-86)	1,386
11. Kevin Lynch (1988-91)	1,355
12. Tom Kondla (1966-68)	1,350
13. Ron Johnson (1958-60)	1,335
14. Lou Hudson (1964-66)	1,329
15. Arriel McDonald (1991-94)	1,273
16. Dusty Rychart (1998-2002)	1,268
17. Melvin Newbern (1988-90)	1,224
18. Jim McIntyre (1946-49)	1,223
19. Archie Clark (1964-66)	1,199
20. Randy Carter (1991-94)	1,186

REBOUNDS

Name	Rebounds
1. Mychal Thompson (1975-78)	956
2. Kevin McHale (1977-80)	950
3. Jim Brewer (1971-73)	907
4. Richard Coffey (1987-90)	904
5. Mel Northway (1963-65)	841
6. Ron Johnson (1958-60)	820
7. Randy Carter (1991-94)	736
8. Larry Mikan (1968-70)	735
9. Dusty Rychart (1998-2002)	732
10. Randy Breuer (1980-83)	730

THREE-POINT FIELD GOALS

Name	3-FG
1. Sam Jacobson (1995-98)	173
2. Voshon Lenard (1991-94)	137
3. Quincy Lewis (1995-99)	127
4. Kevin Lynch (1988-91)	117
5. Kevin Burleson (1999-)	111
6. Terrance Simmons (1998-2001)	108
7. Arriel McDonald (1991-94)	100
8. Townsend Orr (1992-94)	96
9. Willie Burton (1987-90)	82
10. Michael Bauer (1999-)	79

ASSISTS

Name	Asst
1. Arriel McDonald (1991-94)	547
2. Marc Wilson (1983-86)	375
3. Melvin Newbern (1988-90)	369
4. Kevin Lynch (1988-90)	301
5. Ray Williams (1976-77)	296
6. Flip Saunders (1974-77)	295
7. Kevin Burleson (1999-)	280
8. Osborne Lockhart (1975-78)	268
9. Walter Bond (1988-91)	235
10. Trent Tucker (1979-82)	219

MINNY-NOTES

- Minnesota's 12 blocks against UNC-Wilmington was a season-high and tied for the third-best total in school history. The block total is the most since blocking 12 at Arizona State on Nov. 27, 1991.
- Minnesota's 47-point win over Maryland-Eastern Shore was the third-largest margin of victory in school history, and the largest since the Golden Gophers defeated South Dakota State, 78-25 (12/3/45) {including vacated games, it is the sixth-largest.}
- The 95 points against Maryland-Eastern Shore was the most Minnesota has scored since defeating TCU, 107-99, on Nov. 25, 2000. It was also the second-best point total by Minnesota under Dan Monson.
- Maryland-Eastern Shore's 31.6 percent field goal percentage was lowest by a Minnesota opponent in the Monson era.
- Minnesota is 3-0 in Big Ten home openers under Dan Monson.
- Minnesota shot 69.4 percent from the field (34-49) against Michigan (1/9), the third-best percentage in school history. It was the best performance since shooting 71.1% at Indiana on Feb. 11, 1984.
- Minnesota shot 61.5 percent from three-point range (8-13) vs. the Wolverines (1/9), also the third-best percentage in school history.
- Minnesota's 81.8 field goal percentage (18-22) in the second half vs. Michigan (1/9) was the fourth-best percentage in a half and the best since shooting .833 at Indiana on Feb. 11, 1984.
- Minnesota won at Purdue (1/12) for the first time since 1997 and for only the second time since 1982.
- Minnesota's 89 points vs. Ohio State (1/26) was the most allowed by Ohio State this season. The previous high was just 71 by Purdue on Jan. 2.
- Minnesota's 24-point win vs. Penn State (1/30) was the largest Big Ten win of the season and was the largest margin of victory in a Big Ten game under Monson. The 94 points was the most in a Big Ten game under Monson.
- Minnesota won three games against ranked opponents (#17 Michigan State (1/5), #20 Ohio State (1/26) and #25 Indiana (2/2) and were 3-3 against ranked foes in 2001-02.
- The last time Minnesota won three straight games over ranked opponents was during the 1996-97 season when the Golden Gophers won eight in a row over ranked foes.
- Minnesota turned the ball over a season-low eight times vs. Indiana (2/2).
- Minnesota's 88 points was the most allowed by Indiana this season.
- Minnesota's win at Iowa (2/9) was its fourth straight in conference play. The last time Minnesota won four straight Big Ten conference games was in 1996-97 when they won 12 straight. Those games were later vacated. Not counting vacated games, the last time Minnesota won four straight conference games was in 1989-90 (2/17 at Northwestern, 90-72; 2/22 vs. Wisconsin, 68-67; 2/24 at Iowa, 102-80; 3/1 at Indiana, 75-70).
- Minnesota's 86 points at Iowa (2/9) was the most allowed by Iowa this season.
- Minnesota shot over 50 percent from the field during its four-game win streak. The Gophers shot 125-214 from the field (58.4 percent) during that span. In the second half of those games, the Gophers made 63-of-96 shots (65.6 percent).
- Minnesota had 150 blocks in 2001-02, the third most in school history. The record for blocks in a season is 154 set in the 1982-83 season.
- Minnesota's win at Penn State (2/23) was its first win this season when the Gophers did not score 70 or more points. The Gophers improved their record to 1-9 when they don't score 70.
- Minnesota's nine conference wins were the most under Dan Monson and the most since the 1992-93 season when the Gophers were 9-9 in the conference. Including vacated games, it's the most wins since the 1996-97 season when the Gophers were 16-2 in the conference.
- Minnesota's 11 blocks vs. Northwestern on Feb. 27 was the most since swatting 12 against UNC-Wilmington on 12/4. It's the most in a Big Ten contest since blocking 12 against Ohio State on 1/26/76.
- Minnesota limited Northwestern (2/27) to an opponent season-low field goal percentage of 28.3%.
- Minnesota shot a Big Ten season-low 34.8 percent from the field vs. Illinois on March 3.
- Minnesota won a Big Ten Tournament game for the first time since 1998.
- Minnesota's 11 steals vs. Penn State (3/7) tied for the most against a Big Ten opponent this season. (Penn State, 2/23 and Indiana 2/2).
- Minnesota's 24-point win vs. Penn State in the Big Ten Tournament was the largest margin of victory in that tournament.
- Minnesota's 96 points vs. New Mexico (3/13) was the most ever in an NIT game. (94 vs. SW Louisiana, 1980).
- Minnesota's 34-point margin of victory over New Mexico (3/13) was the second-largest of the season (47 -UMES, Dec. 13) and the most ever in an NIT game (21 vs. SW Louisiana, 1980).
- Minnesota's 18 wins tied a season-high under Dan Monson.

SEASON RECORDS

STEALS

<u>Name</u>	<u>Steals</u>
1. Melvin Newbern ('88-89)	101
2. Travarus Bennett ('01-02)	75
2. Melvin Newbern ('89-90)	72
4. Quincy Lewis ('97-98)	68
5. Trent Tucker ('80-81)	63
6. Darryl Mitchell ('81-82)	55
7. James Jackson ('77-78)	52
8. Voshon Lenard ('91-92)	51
9. Quincy Lewis ('98-99)	50
10. Voshon Lenard ('92-93)	49

ASSISTS

<u>Name</u>	<u>Assists</u>
1. Arriel McDonald ('93-94)	179
2. Melvin Newbern ('89-90)	167
3. Ray Williams ('76-77)	166
4. Kevin Burleson ('01-02)	146
4. Melvin Newbern ('88-89)	135
6. Ray Williams ('75-76)	130
7. Arriel McDonald ('90-91)	126
8. Terrance Simmons ('00-01)	124
9. Arriel McDonald ('92-93)	122
10. Arriel McDonald ('91-92)	120

SEASON RECORDS

BIG TEN GAMES ONLY

STEALS

<u>Name</u>	<u>Steals</u>
1. Melvin Newbern ('88-89)	62
2. Travarus Bennett ('01-02)	37
3. James Jackson ('77-78)	36
4. Melvin Newbern ('89-90)	33
5. Quincy Lewis ('98-99)	32
6. Arriel McDonald ('92-93)	30
7. Quincy Lewis ('97-98)	29
Kevin Lynch ('90-91)	29
Trent Tucker ('80-81)	29
Darryl Mitchell ('81-82)	29
Walter Bond ('88-89)	29

ASSISTS

<u>Name</u>	<u>Assists</u>
1. Arriel McDonald ('93-94)	111
2. Ray Williams ('76-77)	106
3. Ray Williams ('75-76)	105
4. Melvin Newbern ('89-90)	100
5. Leo Rautins ('78-79)	76
6. Arriel McDonald ('92-93)	74
7. Marc Wilson ('82-83)	73
8. Arriel McDonald ('90-91)	70
9. Arriel McDonald ('91-92)	68
Kevin Burleson ('01-02)	68

RECORD WHEN...

Home	14-4
Away	3-8
Neutral	1-1
Nonconference	8-4
Conference	9-7

Leading at half	12-7
Trailing at half	6-4
Tied at half	0-2

Leading with 5:00 left	18-4
Trailing with 5:00 left	0-9
Tied with 5:00 left	0-0

Shooting 50% or better from the field	12-0
Shooting less than 50% from the field	6-13
Opp. shoot 50% or better from the field	1-1
Opp. shoot less than 50% from the field	16-13

Make more 3s than opponent	4-3
Opponent makes more 3s	13-7
3s are equal	1-3

More FT attempts than opponent	9-1
Opponent had more FT attempts	8-11
FT attempts are equal	1-1

Outrebound opponent	13-7
Outrebounded by opponent	4-6
Rebounds are equal	1-0

Fewer turnovers than opponent	13-4
More turnovers than opponent	3-8
Turnovers are equal	2-1

Bench outscores opponent's bench	10-6
Opponent's bench outscores MN bench	8-6
Bench points are equal	0-1

Score 70 points or more	16-2
Score less than 70 points	2-11
Hold opponent for less than 70 points	10-5
Opponent scores 70 points or more	8-8

Games decided by 1-5 points	3-5
Games decided by 6-10 points	3-3
Games decided by 11-15 points	1-0
Games decided by more than 15 points	11-5

November	3-1
December	4-3
January	5-3
February	4-4
March	2-3

Bauer scores in double figures	13-4
Holman scores in double figures	10-2
On ESPN or ESPN2	1-2
On ESPN Regional	10-6
On CBS	0-1

Miscellaneous Stats

Current streak	Lost 1
Homecourt streak	Lost 1
Neutral streak	Lost 1
Road streak	Won 1

2001-02 STARTING LINEUPS

Games	Forward	Forward	Center	Guard	Guard	Record
1-2	Rychart	Bauer	Rickert	Fleming	Burleson	2-0
3-10, 12-17	Rychart	Bauer	Rickert	Bennett	Burleson	8-6
11	Rychart	Rickert	Holman	Bennett	Burleson	0-1
18-29	Rychart	Rickert	Holman	Bennett	Fleming	7-5
30-31	Rychart	Bennett	Rickert	Fleming	Burleson	1-1

MISCELLANEOUS STATISTICS

ATTENDANCE	G	Total	Average
Home	18	219,498	12,194
Away	11	131,760	11,978
Neutral	2	37,414	18,707
Total	31	388,672	12,538

DUNK-O-METER

Jerry Holman	31
Michael Bauer	10
Rick Rickert	10
Maurice Hargrow	4
Kevin Burleson	3
Dusty Rychart	1
Steve Esselink	1

DOUBLE-DOUBLES

Dusty Rychart	6
Rick Rickert	2
Travarus Bennett	2

DOUBLE-FIGURE SCORING

Dusty Rychart	22
Rick Rickert	22
Michael Bauer	17
Travarus Bennett	14
Jerry Holman	12
Kevin Burleson	6
Kerwin Fleming	3
Maurice Hargrow	1
Steve Esselink	1

20-POINT GAMES

Rick Rickert	6
Dusty Rychart	4
Travarus Bennett	3
Kevin Burleson	1

DOUBLE-FIGURE REBOUNDS

Dusty Rychart	6
Rick Rickert	2
Travarus Bennett	2

DOUBLE-FIGURE ASSISTS

Kevin Burleson	1
----------------	---

GAMES MISSED DUE TO INJURY/ILLNESS

Maurice Hargrow	2
Kerwin Fleming	1

FOULED OUT

Kevin Burleson	5
Kerwin Fleming	3
Rick Rickert	3
Dusty Rychart	2
Jerry Holman	2
Michael Bauer	1

2001-02 GOLDEN GOPHER ROSTER

NO.	NAME	POS	HT	WT	YR	PPG	RPG	NOTE
1/4	Rick Rickert	F	6-10	202	Fr.	14.2	5.2	top freshman scorer in Big Ten
3	Aaron Robinson	G	5-9	160	Fr.	0.8	0.6	scored in 4 of the last 5 games
5	Wade Hokenson	G	5-9	160	So.	0.0	0.4	walk-on; played in 10 games
11	Maurice Hargrow	G	6-4	175	Fr.	3.6	1.2	played in 28 games as a freshman
12	Kevin Burleson**	G	6-3	190	Jr.	6.5	2.2	4th-most assists in a season in MN history
15	Kerwin Fleming*	G	6-3	180	Sr.	7.1	2.4	tied a season-high with 4 assists vs. Wis.
21	Travarus Bennett*	F	6-7	205	Sr.	9.5	5.6	had 110 steals in just two seasons
24	Tyree Bolden	F	6-5	190	So.	0.5	0.9	walk-on; played in 10 games
30	Justin Lorang	G/F	6-5	190	Sr.	1.4	0.5	walk-on; played in 11 games
31	Steve Esselink	F	6-6	191	So.	2.3	0.8	received scholarship after the season
35	Randy Chall	F	6-5	215	So.	0.3	0.5	walk-on; played in nine games
40	Jerry Holman	F/C	6-10	218	Jr.	8.8	3.9	career high 22 pts. vs. New Mexico
41	Michael Bauer*	F	6-8	205	So.	9.4	3.5	career .391 three point shooter
42	Jeff Hagen*	C	6-11	250	So.	na	na	redshirted the 2001-02 season
45	Dusty Rychart***	F	6-7	210	Sr.	13.1	6.6	16th highest scorer/9th highest rebounder

* Number of letters earned

#41 MICHAEL BAUER

Forward • So. • 6-8 • 205 • Hastings, Minn. • Hastings HS

Notable: One of three team captains • had seven points, four rebounds and tied a career high with four assists in 15 minutes vs. New Mexico (3/13) • scored 10 points, and was 2-of-5 from three-point range vs. Illinois (3/3) • was a perfect 6-of-6 from the field, 3-of-3 from three-point range, and led the team with 17 points vs. Northwestern (2/27) • had 10 second-half points and grabbed five rebounds at Penn State (2/23) • scored 10 points in 12 minutes at Iowa (2/9) • had 11 points in 14 minutes and was 3-of-4 from beyond the arc vs. Indiana (2/2) • came off the bench for the second straight game and scored 12 points on 5-of-8 shooting and dished out three assists vs. Penn State (1/30) • led team with 17 points at Michigan (1/19) • scored 15 points, grabbed seven rebounds and blocked two shots vs. Michigan (1/9) • had 12 points, three assists, three rebounds and four blocks in season-high 33 minutes vs. Michigan State (1/5) • led team with 16 points at Illinois (1/2) • came off the bench for the first time at Texas Tech due to an ankle injury, scored six points and grabbed six boards • had 15 points, four rebounds, three assists, three blocks and a steal vs. Nebraska • had 15 points, on 5-of-8 shooting, three assists and a career-high three steals in 19 minutes vs. Maryland-Eastern Shore • had 13 points, four rebounds and two blocks vs. UT-Pan American • scored 11 points and grabbed five rebounds at Wake Forest • led the team for the third straight game in scoring with 17 points against Eastern Washington • was 6-of-9 from the floor, 2-of-4 from three-point range • led the team for the second straight game with 19 points against UNC-Asheville • led team with 18 points and grabbed eight boards vs. Mercer • was 8-of-12 from the floor and 2-of-3 from three-point range

Milestones: Ranks 10th in career three-point field goals with 79 • scored his 500th career point at Penn State on Feb. 23 • set school season record for three-point field goal percentage with a .415 mark (34-82) in 2001 • has scored in double figures 32 times in his career • has recorded double-digit rebounds in two games during his career.

CAREER HIGHS

Minutes: 35 vs. Georgia (11/19/00)
Points: 21 vs. Georgia (11/19/00)
Rebounds: 12 vs. Morris Brown (12/4/00)
Assists: 4 - three times; last vs. New Mexico (3/13/02)
Steals: 3 vs. Maryland-Eastern Shore (12/13/01)
Blocks: 4 - three times; last vs. MSU (1/5/02)

SEASON HIGHS

Minutes: 33 - two times; last at Wisconsin (1/16/02)
Points: 19 vs. UNC-Asheville (11/21/01)
Rebounds: 8 vs. Mercer (11/17/01)
Assists: 4 vs. New Mexico (3/13/02)
Steals: 3 vs. Maryland-Eastern Shore (12/13/01)
Blocks: 4 vs. Michigan State (1/5/02)

2001-02 Game-by-Game

Opponent (Date)	Start	Min.	Fg-Fa	3g-3a	Ftm-Fta	O-D/T	Pf.	Asst.	To.	Blk.	Stl.	Pts.	
Mercer (11/17)	Y	25	7-16	3-8	1-3	4-4/8	2	1	1	1	1	18	
UNC-Asheville (11/21)	Y	26	8-12	2-3	1-1	1-1/2	2	3	0	1	0	19	
E. Washington (11/24)	Y	24	6-9	2-4	3-4	0-2/2	1	0	2	1	1	17	
at Wake Forest (11/27)	Y	26	4-14	3-9	0-0	2-3/5	3	0	2	0	0	11	
UT-Pan American (12/1)	Y	29	3-6	1-3	6-6	1-3/4	2	1	1	2	0	13	
UNC-Wilmington (12/4)	Y	31	0-7	0-2	3-4	3-5/5	2	1	2	2	0	3	
at Georgia (12/7)	Y	22	1-7	0-5	0-0	2-2/4	1	1	2	2	1	2	
Oregon (12/10)	Y	24	1-7	0-3	0-0	3-4/7	2	0	0	1	0	2	
Maryland-ES (12/13)	Y	19	5-8	2-3	3-5	0-2/2	4	3	1	1	3	15	
Nebraska (12/22)	Y	25	5-10	3-8	2-2	0-4/4	2	3	1	3	1	15	
at Texas Tech (12/30)	N	21	2-5	0-3	2-2	1-5/6	5	0	2	0	0	6	
at Illinois (1/2)	Y	29	6-13	1-3	3-4	1-3/4	3	1	3	1	2	16	
Michigan State (1/5)	Y	33	4-9	3-6	1-3	1-2/3	2	3	1	4	0	12	
Michigan (1/9)	Y	27	6-8	2-2	1-2	1-6/7	0	2	3	2	0	15	
at Purdue (1/12)	Y	22	2-4	0-1	0-0	1-2/3	1	3	2	0	1	4	
at Wisconsin (1/16)	Y	33	3-6	1-3	0-0	2-5/7	3	1	4	2	1	7	
at Michigan (1/19)	Y	30	7-15	3-7	0-0	1-1/2	2	2	3	0	0	17	
Ohio State (1/26)	N	16	2-7	1-4	1-2	0-0/0	1	0	1	0	0	6	
Penn State (1/30)	N	19	5-8	0-2	2-2	0-2/2	1	3	2	0	1	12	
Indiana (2/2)	N	14	4-6	3-4	0-0	0-0/0	3	2	1	1	0	11	
at Iowa (2/9)	N	12	3-7	2-5	2-2	0-0/0	2	0	2	0	1	10	
at Northwestern (2/13)	N	16	2-6	0-2	0-0	2-1/3	4	0	0	0	0	4	
Wisconsin (2/16)	N	19	3-4	1-2	0-0	0-5/5	1	0	2	0	0	7	
at Michigan State (2/21)	N	27	0-6	0-2	0-0	1-1/2	3	1	0	1	0	0	
at Penn State (2/23)	N	33	3-10	2-6	2-2	3-2/5	0	1	0	1	0	10	
Northwestern (2/27)	N	20	6-6	3-3	2-2	1-3/4	2	1	1	0	0	17	
Illinois (3/3)	N	24	4-10	2-5	0-0	1-2/3	1	0	1	0	1	10	
vs. Penn State (3/7)	N	18	0-7	0-3	0-0	0-2/2	2	1	0	0	2	0	
vs. Illinois (3/8)	N	21	0-4	0-1	2-3	0-4/4	2	1	1	0	0	2	
New Mexico (3/13)	N	15	3-6	0-0	1-1	1-3/4	4	4	1	0	1	7	
Richmond (3/18)	N	15	1-3	0-2	0-0	0-1/1	2	1	1	0	0	2	
Totals		16/31	705	106-246	40-114	38-50	33-77/110	65	40	43	26	17	290

2000-01 Game-by-Game

Opponent (Date)	Start	Min.	Fg-Fa	3g-3a	Ftm-Fta	O-D/T	Pf.	Asst.	To.	Blk.	Stl.	Pts.	
UNCG (11/17)	Y	33	2-6	1-2	2-2	3-3/6	2	2	2	1	0	7	
Georgia (11/19)	Y	35	6-12	2-5	7-8	1-2/3	4	2	0	1	0	21	
vs. Hawaii Pac (11/24)	Y	26	1-6	0-1	3-4	2-4/6	2	0	1	1	0	5	
vs. TCU (11/25)	N	13	0-4	0-1	0-0	0-0/0	0	0	2	1	0	0	
vs. Georgetown (11/26)	N	21	6-13	3-6	2-3	1-2/3	5	0	0	1	0	17	
at Florida State (11/29)	N	20	3-6	2-2	0-0	1-0/1	4	1	1	1	2	8	
Morris Brown (12/4)	Y	31	5-12	1-2	0-0	4-8/12	1	1	0	3	0	11	
at Marquette (12/7)	N	28	6-14	2-8	0-0	3-7/10	4	4	2	1	2	14	
Bethune Cook (12/9)	Y	28	5-11	1-3	7-8	1-5/6	2	2	0	1	0	18	
La Tech (12/12)	N	18	4-6	1-3	1-1	0-2/2	2	2	2	2	2	10	
Dartmouth (12/22)	Y	27	2-7	1-2	2-3	2-3/5	2	1	3	2	1	7	
Nebraska (12/28)	N	34	5-13	1-6	3-5	3-5/8	3	4	0	4	0	14	
Centenary (12/30)	Y	21	4-7	2-4	2-5	2-1/3	0	0	0	4	2	12	
at Illinois (1/3)	Y	24	4-7	2-4	0-0	0-1/1	2	2	2	1	2	10	
Wisconsin (1/6)	Y	27	4-7	3-5	0-0	2-6/8	4	3	5	0	1	11	
at Ohio State (1/13)	Y	32	4-10	3-7	4-4	0-3/3	2	1	0	1	1	15	
Purdue (1/17)	Y	28	4-11	2-7	2-4	1-5/6	1	2	1	1	0	12	
Indiana (1/20)	N	33	7-12	5-8	0-0	0-1/1	4	0	2	3	2	19	
Iowa (1/24)	Y	28	2-8	0-2	1-3	1-2/3	2	0	1	1	0	5	
at Purdue (1/27)	Y	20	5-11	2-4	0-0	3-5/8	1	2	1	0	2	12	
Totals		13/20	527	79-183	34-82	36-50	30-65/95	47	29	25	30	17	228

1999-2000 Game-by-Game

Opponent (Date)	Start	Min.	Fg-Fa	3g-3a	Ftm-Fta	O-D/T	Pf.	Asst.	To.	Blk.	Stl.	Pts.
at Oregon (12/18)	N	11	2-2	1-1	0-0	1-3/4	1	0	0	0	1	5
Furman (12/23)	N	12	0-4	0-0	0-4	2-2/4	1	0	1	0	1	0
at Georgia (12/28)	N	12	4-5	3-4	2-2	0-6/6	0	0	1	1	1	13
at Nebraska (12/31)	N	9	1-2	0-0	0-0	0-2/2	3	1	1	1	0	2
Michigan (1/5)	N	10	3-4	1-1	0-0	1-1/2	2	1	0	0	1	2
Totals		0/5	54	10-17	5-6	4-14/18	7	2	3	2	4	27

Bauer's Career Statistics

Season	Gp	Gs	Min	Avg	3-POINT				REBOUNDS								Pts	Avg	
					Fg-Fpa	Pct	Ft-Fta	Pct	O-D/Tot	Avg	Asst	TO	Blk	ST	P/Dq				
1999-00	5	0	54	10.8	10-17	.588	5-6	.833	2-6	.333	4-14/18	3.6	2	3	2	4	7/0	27	5.4
<i>Medical Redshirt</i>																			
2000-01	20	13	527	26.4	79-183	.432	34-82	.415	36-50	.720	30-65/95	4.8	29	25	30	17	47/1	228	11.4
2001-02	31	17	705	22.7	106-246	.431	40-114	.351	38-50	.760	33-77/110	3.5	40	43	26	17	65/1	290	9.4
Career	56	31	1,286	23.0	195-446	.437	79-202	.391	76-106	.717	67-156/223	4.0	71	71	58	38	119/2	545	9.7

#21 TRAVARUS BENNETT

Forward • Sr. • 6-7 • 205 • Rosedale, Miss. • SW Missouri St.-West Plains/West Bolivar HS

Notable: Had 20 points, eight rebounds, three assists, three steals and a block vs. Richmond (3/18) • set career highs with 23 points and 15 rebounds vs. New Mexico (3/13), also had five steals • scored 15 points, grabbed eight offensive rebounds, dished out four assists and had three steals in a career-high 35 minutes vs. Illinois (3/3) • had 16 points, seven rebounds, a career-high five assists, two blocks and tied a career-high with six steals vs. Northwestern (2/27) • had 14 points, nine rebounds, two assists, one block and one steal at Penn State (2/23) • was limited to 18 minutes vs. Northwestern (2/13) because of a sprained ankle, had two points, three boards, two blocks and two steals • had 11 points, five rebounds, two assists, a block and four steals in a career-high 35 minutes at Iowa (2/9) • had four points, eight rebounds, two assists, three blocks and four steals in a season-high 34 minutes vs. Indiana (2/2) • scored a career-high 21 points on 6-of-6 from the field and 6-of-6 from the line, grabbed seven boards and had two assists, two steals and a block vs. Ohio State (1/26) • named Big Ten Co-Player of the Week on Jan. 28 for his perfect game against OSU (1/26) • had four points, four rebounds and tied a season-high with four steals at Michigan (1/19) • had seven points and four steals vs. Michigan State (1/5) • recorded his first double-double of the season with 15 points and 10 rebounds at Texas Tech in 33 minutes • scored eight points and tied a season high with four steals vs. Nebraska • scored 16 points on 4-of-4 shooting, 3-of-3 from beyond the arc vs. Maryland-Eastern Shore • had 11 points, five rebounds and two steals vs. Oregon • scored a career-high 19 points vs. UT-Pan American • was 5-of-8 from the field, 3-of-4 on three-pointers and 6-of-6 from the line • also had three blocks • scored 12 points and grabbed a season-high seven rebounds in 30 minutes at Wake Forest • started for the first time this season vs. Eastern Washington and scored seven points • had four steals and two blocks vs. EWU • scored 11 points on 5-of-7 shooting in 18 minutes vs. UNC-Asheville • also had five rebounds and four steals against the Bulldogs • saw his first action of the season against Mercer, playing 15 minutes, had four assists and three steals and one point.

Milestones: First Big Ten Defensive Player of the Year in school history • has scored in double figures in 18 career games • has recorded four games of double-digit rebounds • scored 300th career point vs. Ohio State.

CAREER HIGHS

Minutes: 35 - four times; last vs. Illinois (3/8/02)
Points: 23 vs. New Mexico (3/13/02)
Rebounds: 15 vs. New Mexico (3/13/02)
Assists: 5 vs. Northwestern (2/27/02)
Steals: 6 - two times; last vs. Northwestern (2/27/02)
Blocks: 3 - three times; last vs. Indiana (2/2/02)

SEASON HIGHS

Minutes: 35 - three times; last vs. Illinois (3/8/02)
Points: 23 vs. New Mexico (3/13/02)
Rebounds: 15 vs. New Mexico (3/13/02)
Assists: 5 vs. Northwestern (2/27/02)
Steals: 6 vs. Northwestern (2/27/02)
Blocks: 3 - two times; last vs. Indiana (2/2/02)

2001-02 Game-by-Game

Opponent (Date)	Start	Min.	Fg-Fa	3g-3a	Ftm-Fta	O-D/T	Pf.	Asst.	To.	Blk.	Stl.	Pts.	
Mercer (11/17)	N	15	0-3	0-1	1-2	1-0/1	1	4	1	0	3	1	
UNC-Asheville (11/21)	N	18	5-7	0-0	1-2	3-2/5	1	1	1	0	4	11	
E. Washington (11/24)	Y	24	3-10	1-6	0-0	1-2/3	1	1	0	2	4	7	
at Wake Forest (11/27)	Y	30	4-9	1-3	3-3	4-3/7	3	0	1	0	1	12	
UT-Pan American (12/1)	Y	30	5-8	3-4	6-6	3-1/4	3	0	2	3	1	19	
UNC-Wilmington (12/4)	Y	18	0-1	0-0	0-0	0-0/0	4	0	1	1	0	0	
at Georgia (12/7)	Y	28	3-7	1-4	1-2	3-3/6	1	2	3	1	1	8	
Oregon (12/10)	Y	30	3-6	1-3	4-6	4-1/5	2	0	0	0	2	11	
Maryland-ES (12/13)	Y	23	4-4	3-3	5-6	2-0/2	1	2	1	0	2	16	
Nebraska (12/22)	Y	28	1-2	1-1	5-7	2-3/5	2	1	0	0	4	8	
at Texas Tech (12/30)	Y	33	6-14	3-7	0-2	6-4/10	3	3	0	0	1	15	
at Illinois (1/2)	Y	28	2-6	0-1	2-3	2-5/7	1	3	2	1	0	6	
Michigan State (1/5)	Y	30	1-4	0-1	5-7	1-2/3	4	1	1	0	4	7	
Michigan (1/9)	Y	26	1-1	1-1	2-2	0-3/3	3	3	3	0	3	5	
at Purdue (1/12)	Y	24	2-4	1-1	2-2	2-4/6	4	2	1	0	2	7	
at Wisconsin (1/16)	Y	32	2-4	0-1	5-6	2-6/8	4	3	1	1	1	9	
at Michigan (1/19)	Y	26	1-2	1-1	0-0	2-2/4	4	1	1	0	4	4	
Ohio State (1/26)	Y	29	6-6	3-3	6-6	1-6/7	3	2	0	1	2	21	
Penn State (1/30)	Y	20	2-5	0-2	0-0	2-2/4	2	2	0	0	1	4	
Indiana (2/2)	Y	34	1-3	1-3	1-2	0-8/8	2	2	0	3	4	4	
at Iowa (2/9)	Y	35	5-7	1-1	0-0	1-4/5	1	2	3	1	4	11	
at Northwestern	Y	18	1-2	0-1	0-0	0-3/3	1	2	2	2	2	2	
Wisconsin (2/16)	Y	29	1-1	0-0	0-0	1-3/4	4	0	3	1	0	2	
at Michigan State (2/21)	Y	26	2-7	0-4	0-0	2-2/4	4	0	1	0	0	4	
at Penn State (2/23)	Y	28	4-6	3-4	3-4	3-6/9	3	2	0	1	1	14	
Northwestern (2/27)	Y	34	5-8	2-3	4-5	3-4/7	1	5	1	2	6	16	
Illinois (3/3)	Y	35	5-11	3-5	2-2	8-0/8	3	4	2	0	3	15	
vs. Penn State (3/7)	Y	31	1-4	0-2	2-3	2-7/9	3	1	1	1	4	4	
vs. Illinois (3/8)	Y	35	3-5	3-4	2-2	1-3/4	1	2	2	0	3	11	
New Mexico (3/13)	Y	32	7-12	1-3	8-10	6-9/15	3	0	2	0	5	23	
Richmond (3/16)	Y	32	7-12	4-8	2-3	5-3/8	1	3	1	1	3	20	
Totals		29/31	861	93-181	38-81	72-93	73-101/174	74	53	37	22	75	296

2000-01 Game-by-Game

Opponent (Date)	Start	Min.	Fg-Fa	3g-3a	Ftm-Fta	O-D/T	Pf.	Asst.	To.	Blk.	Stl.	Pts.	
UNCG (11/17)	N	15	3-5	2-2	0-0	1-3/4	0	3	0	0	0	8	
Georgia (11/19)	N	11	1-1	1-1	0-0	0-1/1	3	1	1	0	0	3	
vs. Hawaii Pac (11/24)	N	9	1-2	1-1	0-0	2-2/4	2	0	3	0	1	3	
vs. TCU (11/25)	N	11	0-1	0-1	1-2	0-3/3	2	3	0	1	0	1	
vs. Georgetown (11/26)	N	13	2-4	1-2	4-6	2-4/6	1	0	0	0	0	9	
at Florida State (11/29)	N	14	5-6	2-3	0-0	0-3/3	1	0	1	0	0	12	
Morris Brown (12/4)	N	14	1-4	0-1	0-1	1-0/1	2	1	0	1	0	2	
at Marquette (12/7)	N	16	2-4	1-3	0-0	2-0/2	1	0	0	0	1	5	
Bethune Cook (12/9)	N	12	1-1	0-0	0-0	0-1/1	2	1	1	1	0	2	
La Tech (12/12)	N	11	0-4	0-2	0-0	1-0/1	3	1	1	1	1	0	
Dartmouth (12/22)	N	21	0-1	0-1	0-1	0-2/2	2	0	0	0	3	0	
Nebraska (12/28)	N	14	0-4	0-4	0-0	0-2/2	2	0	0	0	3	0	
Centenary (12/30)	N	19	1-3	1-2	0-0	2-6/8	2	3	0	2	1	3	
at Illinois (1/3)	N	16	1-1	0-0	0-0	1-3/4	3	2	2	1	0	2	
Wisconsin (1/6)	N	10	0-1	0-0	0-0	1-0/1	1	0	0	0	0	0	
at Ohio State (1/13)	N	15	0-2	0-1	0-0	3-2/5	0	0	2	0	1	0	
Purdue (1/17)	N	12	0-0	0-0	0-0	0-3/3	2	0	0	0	0	0	
Indiana (1/20)	N	19	0-3	0-2	2-2	0-1/1	1	2	1	0	2	2	
Iowa (1/24)	N	19	3-4	1-2	0-0	0-2/2	4	0	1	0	4	7	
at Purdue (1/27)	N	20	1-6	0-1	0-0	0-1/1	3	0	0	1	0	2	
at Iowa (1/31)	N	21	0-6	0-3	0-0	0-5/5	1	1	2	0	0	0	
Ohio State (2/3)	N	18	1-3	0-1	2-2	2-1/3	2	1	0	0	3	4	
at Northwestern (2/6)	N	31	7-11	0-1	2-4	6-5/11	2	3	2	0	1	2	
Michigan State (2/10)						Did Not Play							
Penn State (2/14)	N	22	3-6	1-1	0-0	3-5/8	0	0	1	1	1	7	
at Michigan (2/17)	Y	25	6-8	4-4	2-2	3-3/6	5	0	2	0	1	18	
at Wisconsin (2/21)	Y	33	2-4	0-2	0-0	0-5/5	3	2	0	0	0	4	
at Indiana (2/28)	Y	30	2-4	2-4	2-2	3-2/5	4	1	0	1	0	8	
Illinois (3/4)	Y	33	4-7	1-3	0-0	2-5/7	1	1	0	1	2	9	
Purdue (3/8)	Y	23	0-4	0-1	0-0	0-2/2	5	0	1	0	2	0	
Villanova (3/14)	Y	34	3-9	1-3	4-6	2-10/12	3	0	0	0	1	11	
Tulsa (3/19)	Y	35	1-8	0-2	1-2	6-6/12	2	3	2	3	6	3	
Totals		7/31	596	51-127	19-54	20-29	43-88/131	65	28	21	16	35	141

Bennett's Career Statistics

Season	Gp	Gm	Min	Avg	3-POINT				REBOUNDS										
					Fg-Fga	Pct.	Ft-Fta	Pct.	O-D/Tot	Avg	Asst	TO	Blk	ST	Pf/Dq	Pts	Avg		
2000-01	31	7	596	19.2	51-127	.402	19-54	.351	20-29	.690	43-88/131	4.2	28	21	16	35	65/2	141	4.5
2001-02	31	29	861	27.8	93-181	.514	38-81	.469	72-93	.774	73-101/174	5.6	53	37	22	75	74/0	296	9.5
Career	62	36	1,457	23.5	144-308	.468	57-135	.422	92-121	.760	116-189/305	4.9	81	58	38	110	139/2	437	7.1

#12 KEVIN BURLESON

Guard • Jr. • 6-3 • 190 • Seattle, Wash. • O'Dea HS

Notable: One of three team captains • had two points, six assists, two steals and no turnovers in 28 minutes vs. New Mexico (3/13) • scored 10 points and dished out four assists vs. Illinois in Big Ten Tournament (3/8) • had 16 points, was 3-of-3 from beyond the arc, and had two steals vs. Penn State in Big Ten Tournament (3/7) • had six points, six assists and a season-high five steals at Penn State (2/23) • dished out nine assists to go along with six points, two blocks and two steals vs. Ohio State (1/26) • had six points, eight assists and a season-high four rebounds at Michigan (1/19) • scored a career-high 24 points, on 7-of-13 shooting, with five assists and a steal at Purdue (1/12) • scored 19 points (16 in the second half), grabbed three boards, dished out four assists and registered a block vs. Michigan (1/9) • had six points and five assists in 34 minutes at Texas Tech • had nine points and five assists vs. Nebraska • dished out eight assists to go along with five points and a steal vs. Maryland-Eastern Shore • had six points, five assists and four steals vs. Oregon • had eight points, five assists and two steals vs. UNC-Wilmington • had 10 points, six assists and four steals vs. UT-Pan American in 30 minutes of action • third in the Big Ten with 44 assists • scored a season-high 12 points and had four assists at Wake Forest • scored six points and added eight assists vs. Eastern Washington • had a career-high 11 assists (previous high was seven), against just one turnover vs. UNC-Asheville • it was the most assists by a Gopher since J.B. Bickerstaff had 10 on Nov. 24, 2000, at Hawaii-Pacific • first player to record more than 10 assists since Arriel McDonald dished 13 assists against Iowa on March 5, 1994 (game went to triple overtime) • 11 assists rank in a tie for the sixth-best game total in school history.

Milestones: Is seventh in school history with 280 career assists • has the fourth-most assists in a season in school history with 146 • currently fifth in school history with 111 career three-pointers and fourth with 337 three-point attempts • scored his 600th career point at Penn State on Feb. 23 • recorded his 200th career assist at Illinois (1/2/02) • has scored in double figures in 23 games in his career.

CAREER HIGHS

Minutes: 37 - two times; last vs. Tulsa (3/19/01)
Points: 24 at Purdue (1/12/02)
Rebounds: 8 vs. Furman (12/23/99)
Assists: 11 vs. UNC-Asheville (11/21/01)
Steals: 6 at Indiana (2/28/01)
Blocks: 2 - four times, last at Northwestern (2/13/02)

SEASON HIGHS

Minutes: 34 at Texas Tech (12/30/01)
Points: 24 at Purdue (1/12/02)
Rebounds: 5 at Texas Tech (12/30/01)
Assists: 11 vs. UNC-Asheville (11/21/01)
Steals: 5 at Penn State (2/23/02)
Blocks: 2 - two times; last at Northwestern (2/13/02)

2001-02 Game-by-Game

Opponent (Date)	Start	Min.	Fg-Fa	3g-3a	Ftm-Fta	O-D/T	Pf.	Asst.	To.	Blk.	Stl.	Pts.	
Mercer (11/17)	Y	23	1-5	1-5	1-2	1-2/3	3	4	2	0	2	4	
UNC-Asheville (11/21)	Y	23	0-3	0-1	0-0	2-0/2	0	11	1	0	2	0	
E. Washington (11/24)	Y	24	2-5	2-5	0-0	1-1/2	2	8	3	0	1	6	
at Wake Forest (11/27)	Y	29	4-16	2-8	2-3	0-0/0	4	4	2	1	1	12	
UT-Pan American (12/1)	Y	30	3-4	2-2	2-2	1-2/3	1	6	2	1	4	10	
UNC-Wilmington (12/4)	Y	29	3-8	1-4	1-2	0-2/2	4	5	3	0	2	8	
at Georgia (12/7)	Y	22	2-6	0-2	0-0	0-0/0	3	1	1	0	1	4	
Oregon (12/10)	Y	30	3-11	0-5	0-0	0-1/1	2	5	2	0	4	6	
Maryland-ES (12/13)	Y	22	1-2	0-0	3-4	1-3/4	2	8	0	1	1	5	
Nebraska (12/22)	Y	26	3-4	2-3	1-1	0-0/0	2	5	1	0	1	9	
at Texas Tech (12/30)	Y	34	2-12	1-6	1-2	3-2/5	5	5	2	1	0	6	
at Illinois (1/2)	Y	25	0-2	0-1	0-0	0-2/2	0	4	1	0	0	0	
Michigan State (1/5)	Y	23	1-6	0-4	3-4	0-2/2	1	2	4	0	2	5	
Michigan (1/9)	Y	25	5-8	3-4	6-6	1-2/3	3	4	4	1	0	19	
at Purdue (1/12)	Y	32	7-13	3-7	7-10	0-3/3	1	5	1	0	1	24	
at Wisconsin (1/16)	Y	23	1-6	0-2	0-0	0-0/0	5	3	3	0	1	2	
at Michigan (1/19)	Y	33	2-6	0-3	2-2	0-4/4	0	8	5	0	0	6	
Ohio State (1/26)	N	28	2-3	0-1	2-4	0-1/1	4	9	1	2	2	6	
Penn State (1/30)	N	24	0-0	0-0	2-2	2-0/2	2	5	1	0	1	2	
Indiana (2/2)	N	21	1-3	1-1	0-0	0-3/3	3	4	0	0	2	3	
at Iowa (2/9)	N	22	2-4	0-2	2-3	1-2/3	5	4	0	0	1	6	
at Northwestern (2/13)	N	24	2-5	1-4	0-0	0-3/3	2	4	1	2	1	5	
Wisconsin (2/16)	N	21	1-6	0-4	0-0	0-0/0	3	3	1	0	1	2	
at Michigan State (2/21)	N	24	2-4	2-3	0-0	1-1/2	5	3	2	0	2	6	
at Penn State (2/23)	N	30	2-3	0-0	2-2	2-1/3	1	6	3	0	5	6	
Northwestern (2/27)	N	14	1-3	1-2	2-2	1-2/3	1	2	1	0	1	5	
Illinois (3/3)	N	19	1-4	0-3	0-0	0-3/3	1	2	3	1	0	2	
vs. Penn State (3/7)	N	27	5-9	3-3	3-4	1-1/2	2	1	3	0	2	16	
vs. Illinois (3/8)	N	28	3-8	1-4	3-5	0-1/1	4	4	2	0	0	10	
New Mexico(3/13)	Y	28	0-0	0-0	2-2	1-3/4	2	6	0	0	2	2	
Richmond (3/18)	Y	27	2-5	0-3	2-2	0-1/1	5	5	3	0	0	6	
Totals		19/31	787	64-174	26-92	49-64	19-48/67	78	146	58	10	43	203

Burleson's Career Statistics

Season	Gp	Gs	Min	Avg	3-POINT		REBOUNDS		Ft-Fta	Pct.	O-D/Tot	Avg	Asst	TO	Blk	ST	P/Dq	Pts	Avg	
					Fg-Fgn	Pct.	Reb	Avg												
1998-99																				
1999-2000	28	23	696	24.9	81-222	.365	44-136	.324	40-46	.870	20-46/76	2.6	57	39	8	27	78/5	246	8.8	
2000-01	31	10	655	21.1	62-164	.378	41-108	.380	31-47	.660	16-38/54	1.7	77	49	5	32	84/4	196	6.3	
2001-02	31	19	787	25.4	64-174	.368	26-92	.283	49-64	.766	19-48/67	2.2	146	58	10	43	78/5	203	6.5	
Career	90	52	2,138	23.8	207-560	.370	111-336	.330	120-157	.764	63-132/195	2.2	280	146	23	102	240/14	645	7.2	

#12 KEVIN BURLESON

Guard • Jr. • 6-3 • 190 • Seattle, Wash. • O'Dea HS

2000-01 Game-by-Game

Opponent (Date)	Start	Min.	Fg-Fa	3g-3a	Ftm-Fta	O-D/T	Pf.Asst.	To.	Blk.	Stl.	Pts.
UNCG (11/17)	N	18	3-6	0-2	1-1	0-0/0	2 4	0 0	2 7		
Georgia (11/19)	N	18	3-5	1-3	3-4	0-1/1	3 2	2 0	3 10		
vs. Hawaii Pac (11/24)	N	27	2-3	2-3	0-0	1-2/3	3 3	4 0	0 6		
vs. TCU (11/25)	N	17	2-2	2-2	2-2	1-1/2	2 3	0 0	0 8		
vs. Georgetown (11/26)	N	20	0-4	0-1	0-0	0-3/3	1 3	1 0	0 0		
at Florida State (11/29)	N	18	4-5	2-3	0-1	0-0/0	1 2	1 0	0 10		
Morris Brown (12/4)	N	25	2-4	1-3	2-2	0-5/5	3 3	3 1	1 7		
at Marquette (12/7)	N	24	0-2	0-2	0-0	0-1/1	3 6	0 0	2 0		
Bethune Cook (12/9)	N	18	1-3	0-2	1-2	1-2/3	2 3	1 0	2 3		
La Tech (12/12)	N	16	0-2	0-0	0-0	0-0/0	2 4	2 0	0 0		
Dartmouth (12/22)	N	17	3-5	2-3	0-0	0-3/3	1 2	2 2	0 8		
Nebraska (12/28)	N	15	1-4	1-2	0-1	1-0/1	2 1	1 1	1 3		
Centenary (12/30)	N	14	3-4	3-4	5-6	0-1/1	3 2	2 0	1 14		
at Illinois (1/3)	N	10	0-3	0-2	0-0	0-0/0	5 0	1 0	1 0		
Wisconsin (1/6)	N	22	1-5	1-4	1-2	0-1/1	3 4	0 1	1 4		
at Ohio State (1/13)	N	21	3-7	2-6	4-5	0-2/2	5 3	2 6	2 12		
Purdue (1/17)	N	17	0-3	0-1	2-2	1-3/4	3 1	2 0	2 2		
Indiana (1/20)	N	10	1-3	0-1	0-0	0-1/1	0 1	1 0	1 2		
Iowa (1/24)			Did Not Play								
at Purdue (1/27)	N	2	0-0	0-0	0-0	0-0/0	0 1	0 0	0 0		
at Iowa (1/31)	N	21	2-8	2-4	0-0	0-1/1	4 0	4 0	0 4		
Ohio State (2/3)	N	14	0-2	0-2	0-0	0-2/2	2 2	0 0	0 0		
at Northwestern (2/6)	Y	22	3-8	3-5	0-2	0-1/1	4 3	3 0	0 9		
Michigan State (2/10)	Y	37	4-7	3-5	5-7	1-1/2	5 4	1 0	2 16		
Penn State (2/14)	Y	20	1-8	1-5	0-0	1-0/1	2 3	4 0	0 3		
at Michigan (2/17)	Y	13	2-4	2-4	0-0	1-0/1	3 3	1 0	0 6		
at Wisconsin (2/21)	Y	30	5-9	4-8	0-1	0-2/2	2 4	2 0	2 14		
at Indiana (2/28)	Y	32	3-11	1-6	0-2	1-0/1	3 1	3 0	6 7		
Illinois (3/4)	Y	33	2-8	1-4	2-2	1-2/3	5 1	4 0	1 7		
Purdue (3/8)	Y	32	2-8	2-5	2-2	1-0/1	4 3	1 0	0 8		
Villanova (3/14)	Y	34	8-14	4-10	1-3	2-0/2	2 1	0 0	2 21		
Tulsa (3/19)	Y	37	1-7	1-5	0-0	3-3/6	4 4	1 0	3 3		
Totals		10/31	655	62-164	41-108	71-93	16-38/54	84	77	49	5 32 196

1999-2000 Game-by-Game

Opponent (Date)	Start	Min.	Fg-Fa	3g-3a	Ftm-Fta	O-D/T	Pf.Asst.	To.	Blk.	Stl.	Pts.
UT-Arlington (11/20)	N	19	5-10	4-7	2-2	2-4/6	2 1	3 0	1 16		
Marquette (11/23)	Y	23	1-4	0-3	3-4	0-2/2	3 1	1 1	1 5		
Morehead St. (11/27)	Y	29	3-5	2-4	3-4	0-2/2	3 7	1 1	3 11		
Virginia (11/30)	Y	34	2-8	1-5	4-5	0-4/4	1 2	2 1	0 9		
Valparaiso (12/4)	Y	24	1-5	1-5	1-2	0-0/0	2 1	0 0	0 4		
Maine (12/11)	Y	23	5-8	1-2	0-0	2-3/5	4 3	1 0	1 11		
at Oregon (12/18)	Y	28	3-7	2-5	4-4	1-3/4	1 3	2 0	2 12		
Furman (12/23)	Y	24	3-8	2-6	0-0	3-5/8	2 3	1 0	0 8		
at Georgia (12/28)	Y	24	2-6	1-4	0-0	2-0/2	2 1	1 0	5 5		
at Nebraska (12/31)	Y	29	8-16	5-11	2-2	1-1/2	4 4	3 0	0 23		
Michigan (1/5)	Y	20	5-12	0-5	2-2	0-2/2	3 1	2 0	1 12		
at Ohio State (1/9)	Y	24	2-9	1-6	0-0	1-1/2	5 0	2 1	1 5		
Iowa (1/12)	Y	21	2-6	1-4	3-3	1-1/2	5 0	1 0	1 8		
at Indiana (1/15)	Y	30	3-11	3-6	2-2	0-1/1	2 1	0 0	1 11		
Purdue (1/19)	Y	29	3-9	1-3	2-2	0-1/1	4 3	2 0	0 9		
at Wisconsin (1/22)	Y	21	0-5	0-3	0-0	0-1/1	5 0	3 0	0 0		
at Penn State (1/26)	Y	35	2-9	2-7	0-0	1-2/3	3 5	1 2	1 6		
Northwestern (1/29)	Y	21	2-6	2-5	2-2	2-2/4	3 1	2 0	0 8		
at Illinois (2/2)	Y	18	1-5	1-3	2-2	0-0/0	3 0	1 0	1 5		
Wisconsin (2/5)	Y	17	2-6	0-3	1-1	0-0/0	1 0	1 0	0 5		
Indiana (2/9)	Y	26	3-9	2-4	2-2	0-1/1	2 5	1 1	1 10		
Illinois (2/17)	Y	32	2-10	3-6	2-2	1-3/4	1 1	2 0	1 15		
at Purdue (2/19)	Y	29	3-13	1-6	1-2	3-1/4	4 3	1 0	2 8		
at Seton Hall (2/23)	N	23	2-8	1-7	0-0	2-0/2	1 0	4 0	0 5		
at Iowa (2/27)	Y	28	4-9	4-7	2-2	0-3/3	5 5	0 0	1 14		
at Michigan St. (3/2)	N	22	1-5	1-4	0-0	1-1/2	1 3	0 1	1 3		
Ohio State (3/4)	N	16	4-8	1-3	0-1	3-0/3	5 0	0 0	0 9		
vs. Iowa (3/9)	N	27	4-5	1-2	0-0	2-2/4	1 3	1 0	2 9		
Totals		23/28	696	81-222	44-136	40-46	28-46/74	78	57	39	8 27 246

#31 STEVE ESSELINK

Forward • So. • 6-6 • 191 • Hills, Minn. • Augustana/Hills-Beaver Creek HS

Notable: Awarded a scholarship after the season • had three points in eight minutes vs. Illinois in Big Ten Tournament (3/8) • had five points in 11 minutes at Penn State (2/23) • scored six points in eight minutes at Michigan State (2/21) • scored four points and dished out three assists vs. Penn State (1/30) in 11 minutes • hit a big three-pointer in second half at Purdue (1/12), also had two boards and a steal • scored five points in his first Big Ten game at Illinois (1/2) • had seven points and four assists at Texas Tech in a career-high 21 minutes • scored a career-high 12 points on 5-of-5 shooting, 2-of-2 from beyond the arc vs. Maryland-Eastern Shore • played nine minutes and had three assists vs. Oregon • scored five points in 14 minutes at Georgia • had five points, three rebounds and two assists vs. Eastern Washington • scored two points (his first as a Golden Gopher) and had three steals against UNC-Asheville • played 13 minutes vs. Mercer, was 0-3 from the field, grabbed three rebounds and added two assists • started both exhibitions • sat out the 2000-01 season due to NCAA transfer rules .

SEASON/CAREER HIGHS

Minutes: 21 at Texas Tech (12/30/01)
Points: 12 vs. Maryland-Eastern Shore (12/13/01)
Rebounds: 3 - three times; last vs. Nebraska (12/22/01)
Assists: 4 at Texas Tech (12/30/01)
Steals: 3 vs. UNC-Asheville (11/21/01)
Blocks: na

2001-02 Game-by-Game

Opponent (Date)	Start	Min.	Fg-Fa	3g-3a	Ftm-Fta	O-D/T	Pf.Asst.	To.	Blk.	Stl.	Pts.		
Mercer (11/17)	N	13	0-3	0-3	0-0	1-2/3	0 2	2 0	0 0	0 0	0		
UNC-Asheville (11/21)	N	10	1-6	0-2	0-0	1-0/1	1 1	0 0	0 3	2 2	2		
E. Washington (11/24)	N	9	2-2	1-1	0-0	0-3/3	0 2	0 0	0 0	0 5	5		
at Wake Forest (11/27)	N	1	0-0	0-0	0-0	0-0/0	0 0	0 0	0 0	0 0	0		
UT-Pan American	N	5	0-0	0-0	0-0	0-0/0	0 0	0 0	0 1	0 0	0		
UNC-Wilmington (12/4)	N		Did not play										
at Georgia (12/7)	N	14	2-4	1-2	0-0	1-1/2	0 1	1 0	0 0	0 5	5		
Oregon (12/10)	N	9	0-3	0-3	0-0	0-0/0	0 3	1 0	0 0	0 0	0		
Maryland-ES (12/13)	N	14	5-5	2-2	0-0	0-1/1	0 2	2 0	1 12	0 0	12		
Nebraska (12/22)	N	8	1-3	0-0	0-0	2-1/3	1 0	3 0	0 0	0 2	2		
at Texas Tech (12/30)	N	21	2-9	2-6	1-2	0-1/1	2 4	1 0	0 0	0 7	7		
at Illinois (1/2)	N	14	2-2	1-1	0-0	0-1/1	4 0	1 0	0 0	0 5	5		
Michigan State (1/5)	N	7	0-2	0-1	0-0	0-0/0	1 1	0 0	0 0	0 0	0		
Michigan (1/9)	N	5	0-0	0-0	0-0	0-0/0	0 2	1 0	0 0	0 0	0		
at Purdue (1/12)	N	5	1-1	1-1	0-0	1-1/2	0 0	1 0	1 0	1 3	3		
at Wisconsin (1/16)	N	4	0-0	0-0	0-0	0-0/0	0 0	2 0	0 0	0 0	0		
at Michigan (1/19)	N	2	0-1	0-1	0-0	0-0/0	0 0	1 0	0 0	0 0	0		
Ohio State (1/26)	N	1	0-0	0-0	0-0	0-0/0	0 0	0 0	0 0	0 0	0		
Penn State (1/30)	N	11	2-2	0-0	0-0	1-0/1	1 3	1 0	1 4	0 1	4		
Indiana (2/2)	N		Did not play										
at Iowa (2/9)	N	4	1-1	1-1	0-0	0-0/0	2 1	0 0	0 0	0 3	3		
at Northwestern (2/13)	N	3	0-0	0-0	0-0	0-0/0	1 0	0 0	0 0	0 0	0		
Wisconsin (2/16)	N	6	1-2	0-0	0-0	0-0/0	0 0	0 0	0 1	2 2	2		
at Michigan State (2/21)	N	8	2-3	1-2	1-2	1-0/1	0 0	1 0	0 0	0 6	6		
at Penn State (2/23)	N	11	2-4	1-2	0-0	0-0/0	2 1	3 0	1 5	0 1	5		
Northwestern (2/27)	N	4	0-2	0-1	0-0	1-0/1	1 0	0 0	0 0	0 0	0		
Illinois (3/3)	N	1	0-0	0-0	0-0	0-0/0	0 0	0 0	0 0	0 0	0		
vs. Penn State (3/7)	N	8	1-1	0-0	0-0	0-0/0	0 2	0 0	0 0	0 2	2		
vs. Illinois (3/8)	N	8	1-1	0-0	1-2	0-0/0	2 0	0 0	0 0	0 3	3		
New Mexico (3/13)	N	5	0-0	0-0	1-2	0-1/1	0 1	2 0	0 1	0 1	1		
Richmond (3/18)	N	5	0-3	0-2	0-0	1-0/1	0 0	1 0	0 0	0 0	0		
Totals		0/29	216	26-60	11-31	4-8	10-12/22	18	25	24	0	9	67

Esselink's Career Statistics

Season	Gp	Gs	Min	Avg	3-POINT				REBOUNDS										
					Fg-Fga	Pct	Fg-Fga	Pct	Ft-Fta	Pct.	O-D/Tot	Avg	Asst	TO	Blk	ST	Pf/Dg	Pts	Avg
2001-02	29	0	216	7.4	26-60	.433	11-31	.355	4-8	.500	10-12/22	0.8	25	24	0	9	18/0	67	2.3

#15 KERWIN FLEMING

Guard • Sr. • 6-3 • 180 • Chicago, Ill. • Kennedy-King JC/Hillcrest HS

Notable: Had seven points and three rebounds vs. New Mexico (3/13) • had seven points and two steals vs. Illinois in Big Ten Tournament (3/8) • played a season-high 32 minutes and scored eight points and had two assists vs. Illinois (3/3) • scored 13 points at Michigan State (2/21) • had six points and tied a season-high with four assists vs. Wisconsin (2/16) • scored nine points, was 7-of-8 from the line, and had two steals at Iowa (2/9) • had 12 points, two assists and two steals in a season-high 31 minutes vs. Indiana (2/2) • had nine points and a season-high three assists in his first start since game two vs. Ohio State (1/26) • had nine points and two assists before fouling out at Wisconsin (1/16) • scored seven points, dished out two assists and hit a clutch three-pointer with under 1:00 left in 22 minutes vs. Michigan (1/9) • had six points, three rebounds, an assist and a steal in a season-high 28 minutes vs. Michigan State (1/5) • returned to the lineup at Illinois (1/2) and scored four points • sat out the Texas Tech game due to back spasms • had eight points and was 2-of-3 from beyond the arc in 20 minutes vs. Nebraska • scored eight points in 15 minutes vs. Maryland-Eastern Shore • had a season-high 14 points vs. Oregon in 23 minutes • scored five points and grabbed four rebounds at Georgia • had four points, five rebounds and two steals vs. UNC-Wilmington • had seven points and six rebounds vs. UT-Pan American • had a season-high nine points on 4-of-6 shooting and two assists at Wake Forest • had seven points, two assists, one block and one steal vs. Eastern Washington • scored six points vs. UNC-Asheville • scored five points vs. Mercer.

CAREER HIGHS

Minutes: 35 vs. Purdue (3/8/01)
Points: 31 vs. Purdue (3/8/01)
Rebounds: 9 vs. Michigan (2/17/01)
Assists: 3 - two times; last vs. Michigan St. (2/10/01)
Steals: 2 - four times; last vs. UNCW (12/4/01)
Blocks: 1 - three times; last vs. EWU (11/24/01)

SEASON HIGHS

Minutes: 32 vs. Illinois (3/3/02)
Points: 14 vs. Oregon (12/10/01)
Rebounds: 6 vs. UT-Pan American (12/1/01)
Assists: 4 - two times; last vs. Wisconsin (2/16/02)
Steals: 2 - three times; last at Iowa (2/9/02)
Blocks: 1 vs. EWU (11/24/01)

2001-02 Game-by-Game

Opponent (Date)	Start	Min.	Fg-Fa	3g-3a	Ftm-Fta	O-D/T	Pf.	Asst.	To.	Blk.	Stl.	Pts.
Mercer (11/17)	Y	23	2-8	1-4	0-0	0-1/1	3	1	0	0	1	5
UNC-Asheville (11/21)	Y	18	3-8	0-2	0-0	0-0/0	2	1	0	0	0	6
E. Washington (11/24)	N	17	2-6	0-2	3-4	1-1/2	3	2	2	1	1	7
at Wake Forest (11/27)	N	14	4-6	1-2	0-0	0-1/1	4	2	1	0	0	9
UT-Pan American (12/1)	N	18	1-3	1-1	4-4	1-5/6	2	1	4	0	0	7
UNC-Wilmington (12/4)	N	19	2-4	0-1	0-0	2-3/5	2	1	2	0	2	4
at Georgia (12/7)	N	26	2-13	0-4	1-2	1-3/4	3	1	1	0	0	5
Oregon (12/10)	N	24	3-11	3-6	5-6	0-3/3	1	2	2	0	1	14
Maryland-ES (12/13)	N	15	2-5	1-3	3-3	0-0/0	1	1	1	0	0	8
Nebraska (12/22)	N	20	3-5	2-3	0-1	1-1/2	3	1	1	0	1	8
at Texas Tech (12/30)	Did not play - injured											
at Illinois (1/2)	N	19	2-3	0-1	0-1	0-0/0	1	1	1	0	0	4
Michigan State (1/5)	N	28	1-6	1-3	3-4	0-3/3	1	1	1	0	1	6
Michigan (1/9)	N	22	2-5	1-3	2-4	0-1/1	2	2	2	0	1	7
at Purdue (1/12)	N	25	2-5	1-2	2-4	0-1/1	5	1	4	0	1	7
at Wisconsin (1/16)	N	22	3-7	2-3	1-2	1-2/3	5	2	3	0	0	9
at Michigan (1/19)	N	23	0-1	0-0	3-6	2-2/4	1	1	1	0	0	3
Ohio State (1/26)	Y	28	4-9	1-2	0-0	0-2/2	1	3	1	0	1	9
Penn State (1/30)	Y	20	2-2	1-1	0-0	0-4/4	2	0	1	0	0	5
Indiana (2/2)	Y	31	3-9	1-5	5-8	0-1/1	1	2	1	0	2	12
at Iowa (2/9)	Y	27	1-5	0-3	7-8	0-3/3	4	0	2	0	2	9
at Northwestern (2/13)	Y	27	2-6	1-4	1-2	0-1/1	1	4	6	0	1	6
Wisconsin (2/16)	Y	14	2-5	2-3	0-0	0-3/3	2	4	1	0	0	6
at Michigan State (2/21)	Y	26	3-7	1-3	6-9	1-1/2	5	1	3	0	1	13
at Penn State (2/23)	Y	30	2-5	1-2	1-2	0-3/3	4	2	5	0	2	6
Northwestern (2/27)	Y	31	2-5	2-4	0-0	0-5/5	3	1	5	4	0	6
Illinois (3/3)	Y	32	3-11	1-6	1-2	3-0/3	1	2	2	0	1	8
vs. Penn State (3/7)	Y	21	0-3	0-2	3-5	0-2/2	0	2	0	0	0	3
vs. Illinois (3/8)	Y	19	2-5	1-4	2-4	1-1/2	3	1	2	0	2	7
New Mexico (3/13)	Y	28	3-6	1-2	0-0	1-2/3	3	0	3	0	1	7
Richmond (3/18)	Y	24	1-6	1-4	4-4	0-1/1	4	2	2	0	0	7
Totals	16/30	689	64-180	28-85	57-85	15-56/71	73	45	58	1	23	213

2000-01 Game-by-Game

Opponent (Date)	Start	Min.	Fg-Fa	3g-3a	Ftm-Fta	O-D/T	Pf.	Asst.	To.	Blk.	Stl.	Pts.
UNCG (11/17)	N	10	1-3	1-2	0-0	0-0/0	0	0	0	0	1	3
Georgia (11/19)	N	7	1-3	0-1	0-0	0-2/2	0	1	1	0	0	2
vs. Hawaii Pac (11/24)	N	11	0-3	0-1	0-0	0-0/0	1	1	0	0	0	0
vs. TCU (11/25)	N	11	1-2	1-2	2-2	0-1/1	2	1	1	0	0	5
vs. Georgetown (11/26)	N	10	0-3	0-1	1-2	0-0/0	1	1	0	0	0	1
at Florida State (11/29)	N	9	1-2	0-0	2-5	0-1/1	0	0	0	0	0	4
Morris Brown (12/4)	Y	22	1-6	1-3	0-0	0-1/1	1	1	2	0	2	3
at Marquette (12/7)	N	6	0-2	0-2	0-0	0-0/0	2	0	0	0	0	0
Bethune Cook (12/9)	N	18	3-5	1-3	2-2	0-2/2	2	1	0	1	0	9
La Tech (12/12)	N	16	3-8	0-1	2-2	0-1/1	0	0	0	0	0	8
Dartmouth (12/22)	N	12	2-4	1-2	0-0	0-1/1	1	3	3	0	0	5
Nebraska (12/28)	N	13	1-3	1-2	0-0	1-0/1	0	0	1	0	0	3
Centenary (12/30)	N	15	0-2	0-1	1-2	0-2/2	1	2	1	0	0	1
at Illinois (1/3)	N	13	1-3	1-2	9-11	1-0/1	2	2	1	0	0	12
Wisconsin (1/6)	N	14	1-4	1-3	0-0	0-2/2	0	1	0	1	0	3
at Ohio State (1/13)	N	6	0-2	0-2	1-2	1-0/1	4	0	1	0	0	1
Purdue (1/17)	N	6	3-5	1-3	0-0	0-1/1	0	0	0	0	1	7
Indiana (1/20)	N	27	6-11	1-4	2-3	0-1/1	3	2	1	0	2	15
Iowa (1/24)	N	18	3-6	3-5	0-3	1-1/2	5	2	0	0	0	9
at Purdue (1/27)	N	18	2-6	0-3	1-2	1-1/2	3	0	3	0	0	5
at Iowa (1/31)	N	7	0-3	0-2	0-0	0-0/0	0	0	1	0	0	0
Ohio State (2/3)	N	19	4-8	3-4	2-2	0-1/1	3	1	1	0	2	13
at Northwestern (2/6)	N	21	1-3	1-2	1-2	0-2/2	3	1	2	0	0	4
Michigan State (2/10)	N	28	2-6	2-4	2-2	0-0/0	4	3	4	0	1	8
Penn State (2/14)	N	23	3-10	1-1	1-2	1-2/3	2	1	3	1	0	8
at Michigan (2/17)	N	28	3-6	0-0	7-10	2-7/9	2	2	1	0	1	13
at Wisconsin (2/21)	N	13	0-3	0-2	0-0	0-0/0	3	0	1	0	0	0
at Indiana (2/28)	N	26	3-11	3-5	8-10	1-3/4	3	2	1	0	0	17
Illinois (3/4)	N	16	1-7	0-3	4-4	0-2/2	2	1	2	0	1	6
Purdue (3/8)	N	35	8-15	5-10	10-15	0-0/0	4	1	3	0	1	31
Villanova (3/14)	N	23	4-10	4-9	2-3	0-1/1	1	2	1	0	0	14
Tulsa (3/19)	N	20	2-11	1-4	2-3	1-2/3	1	1	0	0	1	7
Totals	1/32	522	61-176	33-89	62-89	10-38/48	56	33	35	3	13	217

Fleming's Career Statistics

Season	Gp	Gs	Min	Avg	3-POINT				REBOUNDS										
					Fg-Fga	Pct	Fg-Fga	Pct	Ft-Fta	Pct	O-D/Tot	Avg	Asst	TO	Blk	ST	Pf/Dq	Pts	Avg
2000-01	32	1	522	16.3	61-176	.347	33-89	.371	62-89	.697	10-38/48	1.5	33	35	3	13	56/1	217	6.8
2001-02	30	16	689	23.0	64-180	.356	28-85	.329	57-85	.671	15-56/71	2.4	45	58	1	23	73/3	213	7.1
Career	62	17	1,211	19.5	125-356	.351	61-174	.351	119-174	.684	25-94/119	1.9	78	93	4	36	129/4	430	6.9

#11 MAURICE HARGROW

Guard • Fr. • 6-4 • 175 • St. Paul, Minn. • Highland Park HS

Notable: Had five points, two assists and two rebounds vs. New Mexico (3/13) • had six points in nine minutes vs. Illinois in Big Ten Tournament (3/8) • had six points, two rebounds, two assists and a steal in a career-high 18 minutes vs. Wisconsin (2/16) • scored nine points, was 4-of-4 from the field, in 12 minutes vs. Indiana (2/2) • had six points and two boards in 13 minutes vs. Penn State (1/30) • scored six points in 14 minutes vs. Ohio State (1/26) • had five points and three rebounds at Michigan (1/19) in 12 minutes • sparked the team off the bench with six points in 10 minutes vs. Michigan (1/9) • scored two points at Texas Tech in a career-high 15 minutes • returned to the lineup vs. Nebraska, scoring two points and adding two assists in five minutes • did not play for the second consecutive game because of a broken nose vs. Maryland-Eastern Shore • did not play-injured vs. Oregon • scored seven points in 14 minutes at Georgia before breaking his nose • scored five points in 13 minutes vs. UNC-Wilmington • played seven minutes and scored four points vs. UT-Pan American • had two points and three rebounds vs. Eastern Washington in 11 minutes • scored 11 points in 11 minutes on 5-of-6 shooting against UNC-Asheville • scored seven points in 10 minutes vs. Mercer • was 1-of-2 from the field and 4-of-6 from the line.

SEASON/CAREER HIGHS

Minutes: 18 vs. Wisconsin (2/16/02)

Points: 11 vs. UNC-Asheville (11/21/01)

Rebounds: 3 - three times; last at Georgia (12/7/01)

Assists: 2 - five times; last vs. New Mexico (3/13/02)

Steals: 1 - six times; last vs. New Mexico (3/13/02)

Blocks: 1 - two times; last vs. Richmond (3/18/02)

2001-02 Game-by-Game

Opponent (Date)	Start	Min.	Fg-Fa	3g-3a	Ftm-Fta	O-D/T	Pf.	Asst.	To.	Blk.	Stl.	Pts.	
Mercer (11/17)	N	10	1-2	1-1	4-6	0-1/1	0	0	0	0	0	7	
UNC-Asheville (11/21)	N	11	5-6	1-1	0-0	0-2/2	0	1	1	0	1	11	
E. Washington (11/24)	N	11	1-2	0-0	0-0	1-2/3	1	0	1	0	0	2	
at Wake Forest (11/27)	N	4	0-0	0-0	0-0	0-0/0	0	0	0	0	0	0	
UT-Pan American (12/1)	N	7	1-4	0-1	2-2	1-2/3	0	0	0	0	0	4	
UNC-Wilmington (12/4)	N	13	2-5	1-1	0-0	0-1/1	1	1	0	0	0	5	
at Georgia (12/7)	N	14	3-7	1-2	0-0	1-2/3	0	0	1	1	1	7	
Oregon (12/10)			Did not play - injured										
Maryland-ES (12/13)			Did not play - injured										
Nebraska (12/22)	N	5	1-2	0-0	0-0	0-0/0	1	2	1	0	0	2	
at Texas Tech (12/30)	N	15	1-5	0-4	0-0	0-2/2	1	1	2	0	0	2	
at Illinois (1/2)	N	5	0-2	0-1	0-0	0-0/0	0	0	0	0	0	0	
Michigan State (1/5)			Did not play										
Michigan (1/9)	N	10	2-2	0-0	2-4	0-1/1	1	0	1	0	0	6	
at Purdue (1/12)	N	7	1-2	0-0	0-0	0-0/0	0	1	1	0	0	2	
at Wisconsin (1/16)	N	4	1-1	0-0	1-2	1-0/1	0	0	0	0	0	3	
at Michigan (1/19)	N	12	1-1	1-1	2-2	0-3/3	1	0	0	0	0	5	
Ohio State (1/26)	N	14	2-3	0-0	2-2	0-1/1	1	0	2	0	0	6	
Penn State (1/30)	N	13	2-5	0-0	2-2	1-1/2	0	1	0	0	0	6	
Indiana (2/2)	N	12	4-4	0-0	1-2	0-0/0	2	0	0	0	0	9	
at Iowa (2/9)	N	7	0-0	0-0	1-2	0-1/1	0	2	3	0	0	1	
at Northwestern (2/13)	N	7	0-1	0-0	0-0	2-0/2	1	0	0	0	0	0	
Wisconsin (2/16)	N	18	2-4	0-1	2-2	1-1/2	2	2	1	0	1	6	
at Michigan State (2/21)	N	13	1-4	0-2	0-0	0-0/0	0	2	2	0	1	0	
at Penn State (2/23)	N	9	0-3	0-0	0-0	0-1/1	3	0	0	0	0	0	
Northwestern (2/27)	N	12	1-2	0-0	0-0	0-0/0	0	2	1	0	0	2	
Illinois (3/3)	N	4	0-2	0-1	0-0	0-0/0	1	1	1	0	0	0	
vs. Penn State (3/7)	N	8	0-3	0-1	1-2	0-0/0	0	0	1	0	1	1	
vs. Illinois (3/8)	N	6	2-2	0-0	2-2	0-0/0	0	0	0	0	1	6	
New Mexico (3/13)	N	15	2-4	0-1	1-1	0-2/2	0	2	2	0	1	5	
Richmond (3/18)	N	11	0-3	0-1	0-0	1-1/2	0	1	1	1	0	0	
Totals		0/28	280	36-81	5-19	23-31	9-24/33	16	19	22	2	7	100

Hargrow's Career Statistics

Season	Gp	Gs	Min	Avg	Fg-Fga	Pct	3-POINT		Ft-Fta	Pct	REBOUNDS					P/Dg	Pts	Avg	
							Fg-Fga	Pct			O-D/Tot	Avg	Asst	TO	Blk				Stl
2000-01	28	0	280	10.0	36-81	.444	5-19	.263	23-31	.742	9-24/33	1.2	19	22	2	7	16/0	100	3.6

#40 JERRY HOLMAN

F/C • Jr. • 6-10 • 218 • St. Paul, Minn. • Mpls. Community & Tech Coll./Humboldt HS

Notable: Tied a career-high with eight rebounds vs. Richmond (3/18) • scored a career-high 22 points, on 9-of-12 shooting, grabbed seven boards and had a block and two steals in 19 minutes vs. New Mexico (3/13) • had 10 points, on 5-of-5 shooting and grabbed six rebounds vs. Penn State in Big Ten Tournament (3/7) • had four points, five rebounds and tied a season-high with four blocks vs. Northwestern (2/27) • led team and tied a career-high with 17 points, on 7-of-10 shooting, vs. Wisconsin (2/16) • had six points, a career-high four assists and three blocks in a career-high 32 minutes at Northwestern (2/13) • scored 14 points, tied a career-high with eight rebounds, and blocked three shots vs. Penn State (1/30) • started his second career game and responded with 12 points, four rebounds, three blocks and two assists vs. Ohio State (1/26) • scored 12 points, dished out a career-high three assists and blocked three shots in a career-high 30 minutes vs. Michigan (1/9) • had 16 points, on 6-of-7 shooting, three boards, a block and a steal in 23 minutes vs. Michigan State (1/5) • scored 10 points in his first Big Ten game at Illinois (1/2) • had his first career start at Texas Tech, scored two points and grabbed two rebounds while battling foul trouble • had 15 points and a career-high eight rebounds vs. Maryland-Eastern Shore in 26 minutes • had four points, a block and two steals in 18 minutes vs. Oregon • scored seven points and blocked two shots at Georgia • had four points, four rebounds and a career-high four blocks vs. UNC-Wilmington • had eight points, two blocks and a steal vs. UT-Pan American • grabbed seven rebounds to go along with four points, a block and two steals at Wake Forest • had 14 points on 6-of-9 shooting, three rebounds, a block and two steals in 20 minutes vs. Eastern Washington • had 14 points, on 7-of-10 shooting, six rebounds, one assist, one block and two steals in 21 minutes vs. UNC-Asheville • scored 17 points in 18 minutes against Mercer • broke open the game in a 33 second stretch with six points, including two dunks, and a steal • was 6-of-8 from the field, 5-of-6 from the line, added six boards and a steal.

SEASON/CAREER HIGHS

Minutes: 32 at Northwestern (2/13/02)
Points: 22 vs. New Mexico (3/13/02)
Rebounds: 8 - three times; last vs. Richmond (3/18/02)
Assists: 4 at Northwestern (2/13/02)
Steals: 2 - five times; last vs. New Mexico (3/13/02)
Blocks: 4 - two times; last vs. Northwestern (2/27/02)

2001-02 Game-by-Game

Opponent (Date)	Start	Min.	Fg-Fa	3g-3a	Ftm-Fta	O-D/T	Pf.Asst.	To.	Blk.	Stl.	Pts.		
Mercer (11/17)	N	18	6-8	0-0	5-6	4-2/6	2 1	2 0	1 1	17			
UNC-Asheville (11/21)	N	21	7-10	0-0	0-0	1-5/6	3 1	3 1	2 14				
E. Washington (11/24)	N	20	6-9	0-0	2-4	1-2/3	4 0	3 1	2 14				
at Wake Forest (11/27)	N	26	2-4	0-0	0-0	2-5/7	3 1	0 1	2 4				
UT-Pan American (12/1)	N	21	4-9	0-0	0-0	0-1/1	3 1	0 2	1 8				
UNC-Wilmington (12/4)	N	18	2-5	0-0	0-1	1-3/4	1 0	3 4	0 4				
at Georgia (12/7)	N	23	1-8	0-0	5-6	2-2/4	2 1	3 2	0 7				
Oregon (12/10)	N	18	2-4	0-0	0-0	2-1/3	1 1	2 1	2 4				
Maryland-ES (12/13)	N	26	5-8	0-0	5-7	6-2/8	1 2	1 2	0 15				
Nebraska (12/22)	N	14	2-3	0-0	1-2	1-2/3	3 1	1 0	0 5				
at Texas Tech (12/30)	Y	16	1-8	0-0	0-0	1-1/2	5 0	2 0	0 2				
at Illinois (1/2)	N	23	5-8	0-0	0-0	1-1/2	4 1	1 0	0 10				
Michigan State (1/5)	N	23	6-7	0-0	4-5	1-2/3	2 0	0 1	1 16				
Michigan (1/9)	N	30	6-9	0-0	0-0	2-1/3	1 3	2 3	0 12				
at Purdue (1/12)	N	19	1-3	0-0	0-0	0-1/1	1 1	1 1	0 2				
at Wisconsin (1/16)	N	17	2-3	0-0	0-1	0-3/3	2 0	3 0	0 4				
at Michigan (1/19)	N	12	3-6	0-0	0-0	2-1/3	4 0	0 0	1 6				
Ohio State (1/26)	Y	28	5-9	0-0	2-2	0-4/4	3 2	1 3	0 12				
Penn State (1/30)	Y	25	6-11	0-0	2-2	2-6/8	4 2	2 3	0 14				
Indiana (2/2)	Y	21	4-5	0-0	0-0	0-3/3	2 1	1 1	1 8				
at Iowa (2/9)	Y	24	3-6	0-0	2-5	0-2/2	4 0	2 0	2 9				
at Northwestern (2/13)	Y	32	3-5	0-0	0-2	0-3/3	3 4	0 3	0 6				
Wisconsin (2/16)	Y	27	7-10	0-0	3-6	0-3/3	3 0	2 2	0 17				
at Michigan State (2/21)	Y	15	3-4	0-0	0-1	0-1/1	3 2	0 0	0 6				
at Penn State (2/23)	Y	18	3-9	0-0	1-4	1-5/6	3 1	1 2	0 7				
Northwestern (2/27)	Y	26	2-3	0-0	0-0	0-5/5	3 1	5 4	0 4				
Illinois (3/3)	Y	24	4-12	0-0	1-2	1-1/2	1 0	0 2	0 9				
vs. Penn State (3/7)	Y	27	5-5	0-0	0-2	1-5/6	3 2	1 0	1 10				
vs. Illinois (3/8)	Y	14	1-3	0-0	0-0	0-1/1	5 0	0 0	0 2				
New Mexico (3/13)	N	19	9-12	0-0	4-7	4-3/7	2 1	0 1	2 22				
Richmond (3/18)	N	22	2-7	0-0	0-0	2-6/8	1 1	3 2	1 4				
Totals		13/31	667	118-213	0-0	37-65	38-83/121	82	31	45	43	17	273

Holman's Career Statistics

Season	Gp	Gt	Min	Avg	Fg-Fga	Pct	3-POINT		REBOUNDS		Asst	TO	Blk	ST	P/Dn	Pts	Avg		
							Fg-Fga	Pct	Ft-Fta	Pct								O-D/Tot	Avg
2001-02	31	13	667	21.5	118-213	554	0-0	.000	37-65	569	38-83/121	3.9	31	45	43	17	82/2	273	8.8

#1/4 RICK RICKERT

Forward • Fr. • 6-10 • 202 • Duluth, Minn. • Duluth East HS

Notable: Scored 12 points and grabbed nine boards vs. Richmond in second round of the NIT (3/18) • had 18 points vs. New Mexico (3/13) in first round of the NIT • scored 21 points, on 9-of-12 shooting, and added six rebounds, three assists, two blocks and a steal in 28 minutes vs. Penn State in the Big Ten Tournament (3/7) • scored 18 points and grabbed seven boards before fouling out vs. Illinois (3/3) • had eight points, seven rebounds and tied a season-high with five blocks vs. Northwestern (2/27) • had 12 points, five rebounds and a career-high five assists vs. Wisconsin (2/16) • recorded his second double-double of the year with 17 points and 10 rebounds to go along with two assists, three blocks and two steals in a career-high 38 minutes at Northwestern (2/13) • scored 23 points on 7-of-10 shooting, was 8-of-9 from the free-throw line and blocked two shots at Iowa (2/9) • was Big Ten Player of the Week for Feb. 4 • scored 27 points, on 9-of-18 shooting and grabbed six rebounds in 32 minutes vs. Indiana (2/2) • had 26 points in 26 minutes on 9-of-12 shooting, 3-of-5 from beyond the arc vs. Penn State (1/30) • scored 19 points on 5-of-8 shooting, 3-of-4 from beyond the arc, vs. Ohio State (1/26) • scored 15 points, grabbed three boards, had two assists and a block at Michigan (1/19) • scored 13 points and grabbed seven boards at Wisconsin (1/16) • had 24 points, on 8-of-12 shooting, seven boards and two steals at Purdue (1/12) • had 15 points on 6-of-8 shooting, four rebounds, two assists and three blocks vs. Michigan State (1/5) • scored 14 points, grabbed three boards and two steals vs. Nebraska • had five points and four rebounds vs. Maryland-Eastern Shore • scored a career-high 28 points and grabbed nine rebounds vs. Oregon in a career-high 36 minutes • 28 points was the most by a Golden Gopher freshman since Randy Carter had 29 against Northwestern on Jan. 26, 1991 • battled foul trouble against Georgia and scored seven points and grabbed seven rebounds • led the team with 13 points vs. UNC-Wilmington • also had four blocks and six rebounds • had eight points, five rebounds and four assists vs. UT-Pan American • had nine points, five rebounds, two assists and two steals in 32 minutes at Wake Forest • recorded team's first double-double of the season with 14 points and 10 rebounds vs. Eastern Washington • also had five blocks in the game, most by a Golden Gopher since Joel Pryzbilla had six on Feb. 5, 2000 • had 15 points, four rebounds, three assists and a block vs. UNC-Asheville • was 4-of-7 from the field, 3-of-6 from beyond the arc • had 17 points on 7-of-10 shooting in debut vs. Mercer • was 3-of-4 from three-point range • had six rebounds and four blocks.

Milestones: First Big Ten Freshman of the Year in school history • most points by a freshman (441) in a season in Minnesota basketball history • averaged 14.2 points per game, the most by a freshman in school history • was the first Minnesota player to have three straight 20-point games since Quincy Lewis had 10 straight in 1999-2000.

SEASON/CAREER HIGHS

Minutes: 38 at Northwestern (2/13/02)
Points: 28 vs. Oregon (12/10/01)
Rebounds: 10 - two times; last at Northwestern (2/13/02)
Assists: 5 vs. Wisconsin (2/16/02)
Steals: 2 - three times; last at Northwestern (2/13/02)
Blocks: 5 - two times; last vs. Northwestern (2/27/02)

2001-02 Game-by-Game

Opponent (Date)	Start	Min.	Fg-Fa	3g-3a	Ftm-Fta	O-D/T	Pf.	Asst.	To.	Blk.	Stl.	Pts.
Mercer (11/17)	Y	23	7-10	3-4	0-0	3-3/6	3	1	0	4	0	17
UNC-Asheville (11/21)	Y	30	4-7	3-6	4-4	2-2/4	2	3	0	1	1	15
E. Washington (11/24)	Y	27	4-5	1-1	5-8	2-8/10	2	2	2	5	1	14
at Wake Forest (11/27)	Y	32	4-9	1-3	0-0	2-3/5	2	2	1	0	2	9
UT-Pan American (12/1)	Y	28	4-15	0-4	0-0	1-4/5	1	4	1	0	2	8
UNC-Wilmington (12/4)	Y	32	6-12	1-6	0-0	2-4/6	2	1	3	4	0	13
at Georgia (12/7)	Y	21	3-6	1-4	0-0	3-4/7	4	0	2	0	1	7
Oregon (12/10)	Y	36	11-17	2-4	4-7	3-6/9	3	0	1	0	0	28
Maryland-ES (12/13)	Y	22	1-6	0-1	3-3	1-3/4	1	1	1	1	1	5
Nebraska (12/22)	Y	29	6-12	1-6	1-3	1-2/3	4	0	2	0	2	14
at Texas Tech (12/30)	Y	17	1-4	0-2	0-0	0-4/4	5	0	0	0	0	2
at Illinois (1/2)	Y	20	2-6	1-3	0-1	1-0/1	4	1	4	1	1	6
Michigan State (1/5)	Y	33	6-8	1-1	2-2	1-3/4	2	2	1	3	0	15
Michigan (1/9)	Y	16	3-3	1-1	0-1	0-3/3	5	0	2	1	1	7
at Purdue (1/12)	Y	35	8-12	2-4	6-6	2-5/7	3	1	4	0	2	24
at Wisconsin (1/16)	Y	24	6-14	0-5	1-3	2-5/7	3	0	1	1	0	13
at Michigan (1/19)	Y	27	4-8	1-1	6-8	0-3/3	3	2	1	1	0	15
Ohio State (1/26)	Y	30	5-8	3-4	6-6	1-3/4	3	1	3	1	0	19
Penn State (1/30)	Y	26	9-12	3-5	5-8	1-4/5	2	2	2	0	1	26
Indiana (2/2)	Y	32	9-18	2-4	7-10	3-3/6	4	1	2	1	0	27
at Iowa (2/9)	Y	31	7-10	1-4	8-9	1-4/5	3	2	4	2	1	23
at Northwestern (2/13)	Y	38	5-11	2-6	5-6	3-7/10	2	2	3	3	2	17
Wisconsin (2/16)	Y	30	5-15	1-6	1-2	1-4/5	3	5	2	0	0	12
at Michigan State (2/21)	Y	29	2-6	0-2	1-3	0-2/2	1	1	1	0	1	5
at Penn State (2/23)	Y	28	5-11	0-3	4-6	2-2/4	4	0	3	0	0	14

Opponent (Date)	Start	Min.	Fg-Fa	3g-3a	Ftm-Fta	O-D/T	Pf.	Asst.	To.	Blk.	Stl.	Pts.
Northwestern (2/27)	Y	27	3-8	1-3	1-3	2-5/7	3	2	3	5	0	8
Illinois (3/3)	Y	29	6-13	3-5	3-4	5-2/7	5	2	2	1	0	18
vs. Penn State (3/7)	Y	28	9-12	2-2	1-2	1-5/6	1	3	4	2	1	21
vs. Illinois (3/8)	Y	30	3-8	1-4	3-5	0-0/0	4	4	2	1	1	10
New Mexico (3/13)	Y	24	6-12	2-3	4-4	2-2/4	4	1	1	0	0	18
Richmond (3/18)	Y	36	3-13	1-4	5-8	5-4/9	2	1	2	0	1	12
Totals	31/31	870	157-311	41-111	86-122	53-109/162	92	47	60	38	22	441

Rickert's Career Statistics

Season	Gp	Gs	Min	Avg	3-POINT			REBOUNDS											
					Fg-Fga	Pct.	Ft-Fta	Pct.	O-D/Tot	Avg	Asst	TO	Blk	ST	Pf/Dq	Pts	Avg		
2001-02	31	31	870	28.1	157-311	.505	41-111	.369	86-122	.705	53-109/162	5.2	47	60	38	22	92/3	441	14.2

#3 AARON ROBINSON

Guard • Fr • 5-9 • 160 • Rockford, Ill. • Guilford HS

Notable: Had two points in four minutes vs. New Mexico (3/13) • had two points in three minutes vs. Illinois in Big Ten Tournament (3/8) • had two points in two minutes vs. Penn State in Big Ten Tournament (3/7) • scored two points in two minutes vs. Northwestern (2/27) • played a Big Ten season-high of six minutes and recorded two assists and a steal vs. Wisconsin (2/16) • played three minutes at Northwestern (2/13), recording a rebound and an assist • played five minutes and grabbed two rebounds vs. Penn State (1/30) • tied a career-high with two steals and an assist vs. Nebraska • had a career-high four assists in a career-high 14 minutes vs. Maryland-Eastern Shore • had three points in eight minutes vs. UNC-Wilmington • had two points, two assists and a steal in six minutes vs. UT-Pan American • had five points, two assists and two steals vs. Eastern Washington • played eight minutes and had two assists vs. UNC-Asheville • scored his first point as a Golden Gopher and had three assists and a steal vs. Mercer in 12 minutes.

SEASON/CAREER HIGHS

Minutes: 14 vs. Maryland-Eastern Shore (12/13/01)
Points: 5 vs. EWU (11/24/01)
Rebounds: 3 vs. Mercer (11/17/01)
Assists: 4 vs. Maryland-Eastern Shore (12/13/01)
Steals: 2 - two times; last vs. Nebraska (12/22/01)
Blocks: 1 vs. Maryland-Eastern Shore (12/13/01)

2001-02 Game-by-Game

Opponent (Date)	Start	Min.	Fg-Fa	3g-3a	Ftm-Fta	O-D/T	Pf.Asst.	To.	Blk.	Stl.	Pts.	
Mercer (11/17)	N	12	0-3	0-1	1-2	0-3/3	4 3	0	0	1	1	
UNC-Asheville (11/21)	N	8	0-3	0-1	0-0	0-0/0	1 2	1	0	1	0	
E. Washington (11/24)	N	13	1-3	1-1	2-2	0-0/0	2 2	1	0	2	5	
at Wake Forest (11/27)	N	3	0-0	0-0	0-0	0-0/0	0 0	1	0	0	0	
UT-Pan American (12/1)	N	6	0-0	0-0	2-4	0-0/0	1 2	2	0	1	2	
UNC-Wilmington (12/4)	N	8	1-3	1-1	0-0	0-2/2	1 0	1	0	1	3	
at Georgia (12/7)	N	5	0-1	0-1	0-2	0-1/1	0 0	3	0	0	0	
Oregon (12/10)	N	4	0-0	0-0	0-0	0-0/0	0 0	1	0	0	0	
Maryland-ES (12/13)	N	14	0-2	0-1	0-0	1-1/2	3 4	2	1	0	0	
Nebraska (12/22)	N	10	0-2	0-2	0-0	0-0/0	0 1	0	0	2	0	
at Texas Tech (12/30)	N	6	0-1	0-1	0-0	0-0/0	0 0	1	0	1	0	
at Illinois (1/2)	N	4	0-0	0-0	0-1	0-0/0	1 0	1	0	0	0	
Michigan State (1/5)			Did not play									
Michigan (1/9)	N	2	0-1	0-1	0-0	0-0/0	1 0	1	0	0	0	
at Purdue (1/12)	N	2	0-0	0-0	0-0	0-0/0	0 0	0	0	0	0	
at Wisconsin (1/16)	N	3	0-0	0-0	0-0	0-0/0	0 0	1	0	0	0	
at Michigan (1/19)			Did not play									
Ohio State (1/26)			Did not play									
Penn State (1/30)	N	5	0-0	0-0	0-0	0-2/2	2 0	1	0	1	0	
Indiana (2/2)			Did not play									
at Iowa (2/9)			Did not play									
at Northwestern (2/13)	N	3	0-0	0-0	0-0	0-1/1	0 1	0	0	0	0	
Wisconsin (2/16)	N	6	0-1	0-1	0-0	0-1/1	0 2	0	0	1	0	
at Michigan State (2/21)	N	2	0-0	0-0	0-0	0-0/0	0 0	0	0	0	0	
at Penn State (2/23)	N	2	0-0	0-0	0-0	0-0/0	0 0	1	0	1	0	
Northwestern (2/27)	N	2	0-1	0-0	2-2	0-1/1	1 0	0	0	0	2	
Illinois (3/3)			Did not play									
vs. Penn State (3/7)	N	2	1-1	0-0	0-0	0-0/0	0 0	0	0	0	2	
vs. Illinois (3/8)	N	3	1-2	0-1	0-0	0-0/0	0 0	0	0	1	2	
New Mexico (3/13)	N	4	1-1	0-0	0-0	0-0/0	0 0	0	0	0	2	
Richmond (3/18)	N	5	0-0	0-0	0-0	1-0/1	0 0	1	0	1	0	
Totals		0/25	134	5-25	2-12	7-13	2-12/14	17	17	18	1 14	19

Robinson's Career Statistics

Season	Gp	Gs	Min	Avg	Fg-Fga	Pct	3-POINT		Ft-Fta	Pct.	REBOUNDS					Pts	Avg		
							Fg-Fga	Pct.			O-D/Tot	Avg	Asst	TO	Blk			ST	Pf/Dq
2000-01	25	0	134	5.4	5-25	.200	2-12	.167	7-13	.538	2-12/14	0.6	17	18	1	14	17/0	19	0.8

#45 DUSTY RYCHART

Forward • 6-7 • 220 • Grand Rapids, Minn. • Grand Rapids HS

Notable: One of three team captains • had 15 points and seven rebounds vs. Richmond in NIT second round (3/18) • recorded his sixth double-double of the season and 20th of his career with 23 points and 10 rebounds vs. Illinois in Big Ten Tournament (3/8) • set a Big Ten Tournament record for field goal percentage in a game (.917, 11-12) vs. PSU • scored 23 points, on 11-of-12 shooting, added five rebounds in that game • scored 16 points on 7-of-10 shooting and six rebounds at Northwestern (2/13) • recorded his fifth double-double of the season with 15 points and 13 rebounds at Iowa (2/9), and also had four assists • scored in double figures for the seventh straight game with 14 points and grabbed six boards vs. Indiana (2/2) • had 14 points and nine rebounds at Michigan (1/19) • recorded his fourth double-double of the season and 18th of his career with 17 points and 10 rebounds at Wisconsin (1/16) • scored 19 points and grabbed seven boards vs. Michigan (1/9) • had seven points, three assists and tied a career-high with three steals at Illinois (1/2) • scored his 1000th-career point at Texas Tech • led team with 20 points and also grabbed eight rebounds • led team with 18 points and nine rebounds, also had four assists in 35 minutes vs. Nebraska • recorded his third double-double of the season and 17th of his career with 17 points and 10 rebounds vs. Maryland-Eastern Shore • scored 10 points and grabbed five rebounds vs. Oregon • recorded his second double-double of the season and 16th of career with 10 points and 11 rebounds at Georgia • had 10 points and four rebounds vs. UNC-Wilmington • hit a career-high three three-pointers • scored 18 points and grabbed six boards vs. UT-Pan American in 23 minutes • named co-Big Ten Player of the Week (Dec. 3) after averaging 20.0 points and 9.5 rebounds while shooting 59.3 percent from the floor against Wake Forest and UT-Pan American • recorded his first double-double of the season and the 15th of his career at Wake Forest with 22 points and 13 rebounds (8 offensive) • had six points and four assists vs. Eastern Washington • scored nine points and grabbed seven rebounds vs. UNC-Asheville • had 10 points, nine rebounds and two assists vs. Mercer • started career as a walk-on, before earning a scholarship after his second season.

Milestones: Finished his career 16th on the career points chart with 1,253 points • also ninth on career rebounding list with 732 • sixth on career free throw percentage charts at .775 (251-324) • sixth on career field goal percentage list at .519 (494-952) • scored in double figures in 70 career games • recorded double-figure rebounds in 23 career games • made 50th straight start vs. Indiana (2/2) • played in 100th career game against Indiana (2/2) • has started 90 of the last 91 games • recorded 700th career rebounds vs. Northwestern (2/27).

CAREER HIGHS

Minutes: 40 - three times; last at Wisconsin (2/21/01)
Points: 34 at Hawaii Pacific (11/24/00)
Rebounds: 18 at Seton Hall (2/23/00)
Assists: 5 - three times; last vs. Penn State (1/30/02)
Steals: 3 - eight times; last at Illinois (1/2/01)
Blocks: 3 vs. Tulsa (3/19/01)

SEASON HIGHS

Minutes: 38 - two times; last at Iowa (2/9/02)
Points: 23 - two times; last vs. Illinois (3/8/02)
Rebounds: 13 - two times; last at Iowa (2/9/02)
Assists: 5 vs. Penn State (1/30/02)
Steals: 3 at Illinois (1/2/01)
Blocks: 1 - three times; last vs. Penn State (1/30/02)

2001-02 Game-by-Game

Opponent (Date)	Start	Min.	Fg-Fa	3g-3a	Ftm-Fta	O-D/T	Pf.	Asst.	To.	Blk.	Stl.	Pts.
Mercer (11/17)	Y	24	4-10	0-2	2-2	4-5/9	2	2	0	0	1	10
UNC-Asheville (11/21)	Y	24	4-8	0-1	1-2	4-3/7	1	2	4	1	1	9
E. Washington (11/24)	Y	23	2-2	1-1	1-2	1-1/2	3	4	3	0	0	6
at Wake Forest (11/27)	Y	35	8-15	1-1	5-6	8-5/13	4	0	3	0	1	22
UT-Pan American (12/1)	Y	23	8-12	1-2	1-3	2-4/6	4	1	3	0	1	18
UNC-Wilmington (12/4)	Y	32	3-7	3-5	1-2	1-3/4	2	2	1	1	0	10
at Georgia (12/7)	Y	23	2-7	0-0	6-8	4-7/11	3	0	3	0	1	10
Oregon (12/10)	Y	26	3-6	0-0	4-4	2-3/5	3	2	0	0	0	10
Maryland-ES (12/13)	Y	23	8-10	1-3	0-0	0-10/10	1	2	2	0	1	17
Nebraska (12/22)	Y	35	7-17	0-2	4-5	4-5/9	1	4	1	0	0	18
at Texas Tech (12/30)	Y	34	7-15	0-0	6-7	6-2/8	2	3	1	0	2	20
at Illinois (1/2)	Y	31	3-12	0-2	1-1	4-1/5	1	3	2	1	3	7
Michigan State (1/5)	Y	23	3-7	0-0	3-4	1-4/5	4	2	3	0	0	9
Michigan (1/9)	Y	37	9-12	0-1	1-1	3-4/7	3	1	5	0	0	19
at Purdue (1/12)	Y	29	7-8	0-0	0-0	1-4/5	2	2	4	0	1	14
at Wisconsin (1/16)	Y	38	7-14	0-3	3-4	4-6/10	3	2	2	0	0	17
at Michigan (1/19)	Y	35	6-15	0-3	2-2	4-5/9	2	1	4	0	1	14
Ohio State (1/26)	Y	27	4-5	1-1	1-2	2-3/5	3	1	2	1	0	10
Penn State (1/30)	Y	25	5-8	0-0	4-6	2-1/3	3	5	2	1	2	14
Indiana (2/2)	Y	35	6-10	0-2	2-2	2-4/6	2	3	3	1	2	14
at Iowa (2/9)	Y	38	5-8	1-1	4-6	7-6/13	5	4	4	0	0	15
at Northwestern (2/13)	Y	32	7-10	2-2	0-0	2-4/6	3	1	5	0	0	16
Wisconsin (2/16)	Y	30	4-6	0-1	0-0	2-6/8	2	4	2	0	0	8

Opponent (Date)	Start	Min.	Fg-Fa	3g-3a	Ftm-Fta	O-D/T	Pf.	Asst.	To.	Blk.	Stl.	Pts.	
at Michigan State (2/21)	Y	30	6-9	0-0	1-1	2-4/6	1	2	2	0	1	13	
at Penn State (2/23)	Y	21	2-5	0-0	2-2	0-1/1	5	2	2	0	1	6	
Northwestern (2/27)	Y	24	4-7	0-1	1-2	1-2/3	0	0	3	0	1	9	
Illinois (3/3)	Y	32	1-6	0-0	2-2	3-4/7	3	3	1	0	1	4	
Penn State (3/7)	Y	26	11-12	1-1	0-0	1-4/5	3	2	2	0	0	23	
Illinois (3/8)	Y	33	8-15	1-2	6-6	5-5/10	4	1	2	0	0	23	
New Mexico (3/13)	Y	22	2-7	0-1	1-2	0-1/1	2	2	1	0	0	5	
Richmond (3/18)	Y	23	7-10	1-1	0-1	4-3/7	3	0	0	0	0	15	
Totals		31/31	893	163-295	14-39	65-85	86-120/206	80	63	72	6	21	405

Rychart's Career Statistics

Season	Gp	Gs	Min	Avg	3-POINT				REBOUNDS										
					Fg-Fga	Pct	Ft-Fta	Pct	O-D/Tot	Avg	Asst	TO	Blk	ST	Pf/Dq	Pts	Avg		
1997-98																			
1998-99	21	2	194	9.2	29-63	.460	0-2	.000	22-30	.733	27-32/59	2.8	10	19	1	11	77/0	80	3.8
1999-2000	28	28	676	24.1	133-259	.514	3-7	.429	60-84	.714	83-137/220	7.9	42	62	2	25	85/3	329	11.6
2000-01	31	30	1003	32.4	170-337	.504	10-34	.294	104-125	.832	97-150/247	7.7	46	56	14	33	86/5	454	14.6
2001-02	31	31	893	28.8	163-295	.553	14-39	.359	65-85	.765	86-120/206	6.6	63	72	6	21	80/2	405	13.1
Career	111	91	2,766	24.9	495-954	.519	27-82	.329	251-324	.775	293-439/732	6.6	161	209	23	90	276/10	1,268	11.4

#45 DUSTY RYCHART

Forward • 6-7 • 220 • Grand Rapids, Minn. • Grand Rapids HS

2000-01 Game-by-Game

Opponent (Date)	Start	Min.	Fg-Fa	3g-3a	Ftm-Fta	O-D/T	Pf.Asst.	To.	Blk.	Stl.	Pts.		
UNCG (11/17)			Did Not Play										
Georgia (11/19)	N	20	2-5	1-1	2-4	1-1/2	2 0 3	0 2	7				
vs. Hawaii Pac (11/24)	Y	29	12-15	1-1	9-9	6-3/9	1 1 2	0 1	34				
vs. TCU (11/25)	Y	31	11-16	0-2	10-13	4-6/10	3 4 3	0 0	32				
vs. Georgetown (11/26)	Y	37	2-11	0-4	2-2	2-9/11	1 1 3	0 0	6				
at Florida State (11/29)	Y	35	2-7	0-2	4-5	4-5/9	1 4 2	0 1	8				
Morris Brown (12/4)	Y	33	5-12	0-0	7-7	4-4/8	0 1 2	0 2	17				
at Marquette (12/7)	Y	40	7-14	0-1	1-1	4-3/7	1 0 1	1 0	15				
Bethune Cook (12/9)	Y	22	7-11	0-0	3-3	1-5/6	2 0 2	0 1	17				
La Tech (12/12)	Y	31	6-9	0-0	3-4	4-5/9	2 0 1	0 0	15				
Dartmouth (12/22)	Y	27	5-8	0-1	3-3	3-7/10	1 4 0	0 1	13				
Nebraska (12/28)	Y	40	6-8	0-0	0-0	4-3/7	1 1 1	1 2	12				
Centenary (12/30)	Y	25	4-6	0-0	5-5	3-4/7	4 2 1	2 1	13				
at Illinois (1/3)	Y	32	9-14	1-2	2-2	1-4/5	2 1 3	1 1	21				
Wisconsin (1/6)	Y	33	4-7	0-0	1-2	2-2/4	2 1 3	0 0	9				
at Ohio State (1/13)	Y	25	2-10	0-3	1-2	4-2/6	3 2 4	0 0	5				
Purdue (1/17)	Y	33	8-14	1-1	6-9	2-3/5	2 5 1	1 2	23				
Indiana (1/20)	Y	36	7-14	0-0	7-9	4-12/16	2 0 0	1 1	21				
Iowa (1/24)	Y	34	5-10	0-2	3-4	5-4/9	5 2 0	0 1	13				
at Purdue (1/27)	Y	33	4-10	1-1	4-4	3-2/5	3 0 4	0 1	13				
at Iowa (1/31)	Y	26	4-8	0-0	0-0	5-2/7	4 2 1	0 1	8				
Ohio State (2/3)	Y	36	8-13	2-2	3-5	3-9/12	3 0 2	0 3	21				
at Northwestern (2/6)	Y	35	6-8	0-0	2-3	1-6/7	3 3 1	1 1	14				
Michigan State (2/10)	Y	36	4-10	1-2	1-1	1-1/2	5 0 1	0 1	10				
Penn State (2/14)	Y	31	9-13	0-0	4-4	2-4/6	3 0 2	0 1	22				
at Michigan (2/17)	Y	32	4-14	0-3	4-5	3-2/5	3 5 3	0 2	12				
at Wisconsin (2/21)	Y	40	3-11	1-2	2-2	4-8/12	4 1 3	0 1	9				
at Indiana (2/28)	Y	30	5-13	0-1	0-0	2-5/7	5 0 3	1 2	10				
Illinois (3/4)	Y	34	4-12	0-1	2-2	3-6/9	4 1 3	0 0	10				
Purdue (3/8)	Y	34	5-10	0-1	1-2	3-8/11	5 2 1	0 1	11				
Villanova (3/14)	Y	36	2-3	0-0	6-7	1-8/9	2 3 0	1 0	10				
Tulsa (3/19)	Y	37	8-21	1-1	6-6	8-7/15	5 0 4	3 4	23				
Totals		30-31	1003	170-337	10-34	104-125	97-150/247	84	46	56	14	33	454

1998-99 Game-by-Game

Opponent (Date)	Start	Min.	Fg-Fa	3g-3a	Ftm-Fta	O-D/T	Pf.Asst.	To.	Blk.	Stl.	Pts.		
Appalachian St. (11/21)	N	17	5-10	0-0	1-2	1-3/4	2 2 3	0 1	11				
Seton Hall (11/24)	N	7	0-0	0-0	2-2	1-1/2	0 0 1	0 2	2				
Winthrop (11/28)	Y	12	0-2	0-0	1-2	0-1/1	1 1 1	0 0	1				
Oregon State (11/30)	N	4	1-3	0-0	0-0	0-0/0	0 0 0	0 0	0				
at Fresno State (12/4)	N	1	0-1	0-1	0-0	1-0/1	1 0 0	0 0	0				
East. Michigan (12/12)	N	5	0-0	0-0	2-2	0-1/1	0 0 0	1 0	2				
at Nebraska (12/19)	N	2	0-0	0-0	0-0	0-1/1	0 0 0	0 0	0				
Sacramento St. (12/29)	N	5	2-3	0-0	0-0	0-1/1	2 1 1	1 0	4				
Penn State (1/9)	N	6	0-2	0-0	0-0	0-1/1	2 0 0	0 0	0				
at Michigan St. (1/13)	N	1	0-0	0-0	0-0	0-0/0	0 0 0	0 0	0				
Iowa (1/16)	N	3	0-0	0-0	0-0	1-0/1	0 0 0	0 0	0				
at Ohio State (1/23)	N	2	0-1	0-0	0-0	0-1/1	0 0 0	0 0	0				
Illinois (2/3)	N	4	0-1	0-0	0-0	0-0/0	2 0 0	0 0	0				
at Iowa (2/10)	N	21	1-5	0-0	2-5	4-2/6	3 2 1	0 3	4				
Michigan State (2/13)	N	17	4-5	0-0	2-2	3-3/6	3 1 2	0 0	10				
at Penn State (2/17)	N	11	3-5	0-0	5-5	1-0/1	1 0 1	0 0	11				
at Purdue (2/23)	N	13	2-4	0-0	1-2	3-4/7	4 0 4	0 0	5				
Purdue (2/25)	N	11	1-3	0-0	0-0	2-1/3	1 2 0	0 2	2				
at Northwestern (2/27)	N	10	0-0	0-0	0-0	1-1/2	3 1 2	0 1	0				
vs. Illinois (3/4)	N	7	0-0	0-0	3-4	1-2/3	1 0 0	0 0	3				
vs. Gonzaga (3/11)	Y	35	10-18	0-1	3-4	8-9/17	3 0 0	0 2	23				
Totals		2/21	194	29-63	0-2	22-30	27-35/59	27	10	19	1	11	80

1999-2000 Game-by-Game

Opponent (Date)	Start	Min.	Fg-Fa	3g-3a	Ftm-Fta	O-D/T	Pf.Asst.	To.	Blk.	Stl.	Pts.		
UT-Arlington (11/20)	Y	27	10-14	0-0	2-4	6-7/13	2 1 2	0 3	22				
Marquette (11/23)	Y	34	7-14	0-0	8-12	6-6/12	1 2 3	0 2	22				
Morehead St. (11/27)	Y	32	6-8	0-0	0-0	2-5/7	4 3 2	0 3	12				
Virginia (11/30)	Y	24	4-7	0-0	0-1	3-5/8	5 2 0	0 0	8				
Valparaiso (12/4)	Y	33	5-9	1-1	1-3	3-4/7	3 1 7	0 3	12				
Maine (12/11)	Y	23	6-11	0-0	4-5	2-4/6	0 2 1	0 3	16				
at Oregon (12/18)	Y	25	3-4	0-0	4-6	1-2/3	2 1 1	0 0	10				
Furman (12/23)	Y	16	5-10	0-0	1-1	3-5/8	4 0 2	0 0	11				
at Georgia (12/28)	Y	13	6-13	1-1	1-1	3-5/8	4 0 1	0 0	14				
at Nebraska (12/31)	Y	27	5-10	0-1	0-0	5-6/11	4 3 1	0 1	10				
Michigan (1/5)	Y	14	4-7	0-0	2-2	3-2/5	3 1 3	0 1	10				
at Ohio State (1/9)	Y	20	3-11	0-0	0-0	2-5/7	3 0 0	0 0	6				
Iowa (1/12)	Y	25	5-13	0-0	1-2	1-6/7	2 1 1	0 0	11				
at Indiana (1/15)	Y	23	4-6	0-0	1-2	3-8/11	4 3 4	0 0	9				
Purdue (1/19)	Y	22	9-12	0-0	1-2	2-3/5	4 0 1	0 1	19				
at Wisconsin (1/22)	Y	23	8-12	0-0	2-3	1-2/3	4 1 0	0 0	18				
at Penn State (1/26)	Y	24	4-7	1-1	0-0	3-3/6	5 3 3	0 0	9				
Northwestern (1/29)	Y	26	2-6	0-0	3-7	3-5/8	4 2 3	0 0	7				
at Illinois (2/2)	Y	20	1-3	0-0	2-2	2-4/6	0 0 6	0 0	4				
Wisconsin (2/5)	Y	30	4-11	0-1	2-2	3-7/10	2 4 3	0 1	10				
Indiana (2/9)	Y	13	1-3	0-0	0-0	0-2/2	4 1 2	0 0	2				
Illinois (2/17)	Y	28	7-11	0-0	6-6	4-4/8	5 3 2	0 0	20				
at Purdue (2/19)	Y	24	2-6	0-2	4-5	1-3/4	2 1 5	0 3	8				
at Seton Hall (2/23)	Y	29	4-17	0-0	3-4	9-9/18	2 0 3	1 0	11				
at Iowa (2/27)	Y	25	4-8	0-0	2-3	1-6/7	1 2 3	1 1	10				
at Michigan St. (3/2)	Y	21	4-6	0-0	2-2	0-2/2	3 0 1	0 0	10				
Ohio State (3/4)	Y	25	4-6	0-0	2-2	5-7/12	4 2 0	0 0	10				
vs. Iowa (3/9)	Y	30	6-14	0-0	6-7	6-10/16	4 3 4	0 1	18				
Totals		28/28	676	133-259	3-7	60-84	83-137/220	85	42	62	2	25	329

MINNESOTA		80	Game 1	
Mercer		59	November 17, 2001 Williams Arena Minneapolis, Minn.	
Attendance: 12,534				

Recap: The Gophers opened their 2001-02 season in dominating style, routing the Mercer Bears 80-59 in front of 12,534 at Williams Arena. Four different Golden Gophers scored in double figures, led by sophomore Michael Bauer's 18 points. Minnesota came out firing on all cylinders, outscoring the overwhelmed Bears 40-18 in the first half. The Maroon and Gold went on numerous runs during the game, but the highlight was junior college transfer Jerry Holman's six points in 33 seconds near the end of the first half. The Gophers led by as many as 40 in the second half.

Minnesota	Min	FG-A	FT-A	R	A	Pt	Mercer	Min	FG-A	FT-A	R	A	Pt
Bauer, F	25	7-16	1-3	8	1	18	Muhammad, F	19	3-5	1-2	4	0	9
Rychart, F	24	4-10	2-2	9	2	10	Hansen, F	13	0-0	0-0	1	0	0
Rickert, C	23	7-10	0-0	6	1	17	Howard, C	27	1-7	4-7	8	1	6
Burleson, G	20	1-5	1-2	3	4	4	January, G	18	0-2	0-1	1	0	0
Fleming, G	23	2-8	0-0	1	1	5	Baker, G	18	2-4	0-0	2	1	5
Robinson	12	0-3	1-2	3	3	1	West	16	2-6	3-6	4	1	9
Hokenson	4	0-0	0-0	0	0	0	Arthur	23	3-6	0-0	0	2	8
Hargrow	10	1-2	4-6	1	0	7	McCurry	22	3-5	3-3	2	4	9
Bennett	15	0-3	1-2	1	4	1	Chvatal	2	0-0	0-0	0	1	0
Bolden	4	0-0	0-0	0	0	0	Emerson	27	4-10	2-3	7	0	11
Lorang	5	0-1	0-1	1	0	0	Walker	15	1-3	0-0	1	0	2
Esselink	13	0-3	0-0	3	2	0	TEAM				4		
Chall	4	0-0	0-0	1	0	0	Totals	200	19-48	13-22	34	10	59
Holman	18	6-8	5-6	6	1	17							
TEAM						3							
Totals	200	28-69	15-24	46	19	80							

Halftime: Minnesota 40, MU 18 **3-Pt Goals:** Minn - 9-29 (Bauer 3-8, Rychart 0-2, Rickert 3-4, Burleson 1-5, Fleming 1-4, Robinson 0-1, Hargrow 1-1, Bennett 0-1, Esselink 0-3) MU - 8-19 (Muhammad 2-4, Baker, 1-3, West 2-2, Arthur 2-5, McCurry 0-1, Emerson 1-3, Walker 0-1)
Turnovers: Minnesota 10, MU 22 **Personal Fouls:** Minnesota 21, MU 20
Technical: None **Fouled Out:** none **Att:** 12,534

MINNESOTA		92	Game 2	
UNC-Asheville		65	November 21, 2001 Williams Arena Minneapolis, Minn.	
Attendance: 12,188				

Recap: After a sluggish first half, the Golden Gophers scored 56 second-half points en route to a 92-65 drubbing of North Carolina-Asheville at Williams Arena in front of 12,188 fans. For the second consecutive game, Michael Bauer led Minnesota in scoring, pacing five Golden Gophers in double figures. The sophomore forward pumped in a game-high 19 points on 8-of-12 shooting. The Golden Gophers held a double-figure lead throughout the second half, but exploded with 7:34 remaining, scoring 16 of the next 18 points to build their lead to 30 with 3:32 remaining. Despite going 0-for-3 and failing to score, Kevin Burleson dished out a career-high 11 assists.

Minnesota	Min	FG-A	FT-A	R	A	Pt	UNCA	Min	FG-A	FT-A	R	A	Pt
Bauer, F	26	8-12	1-1	2	3	19	Shaw, F	36	5-10	1-2	4	4	12
Rychart, F	24	4-8	1-2	7	2	9	Joyner, F	20	2-5	2-4	4	1	6
Rickert, C	30	4-7	4-4	4	3	15	McGonagill, C	22	2-2	0-1	2	2	4
Burleson, G	23	0-3	0-0	2	11	0	Kragel, G	33	2-6	2-2	2	4	7
Fleming, G	18	3-8	0-0	0	2	8	Carter, G	30	5-8	0-0	2	3	12
Robinson	8	0-3	0-0	0	2	0	Allen	13	1-2	1-1	4	1	3
Hokenson	2	0-1	0-0	0	0	0	Capel	3	0-0	0-0	0	0	0
Hargrow	11	5-6	0-0	2	1	11	Vellacott	0+	0-0	0-0	0	0	0
Bennett	18	5-7	1-2	5	1	11	McCullough	24	4-11	2-2	2	1	11
Bolden	3	0-0	1-2	1	0	1	Harper	12	2-4	0-0	1	0	5
Lorang	3	2-2	0-0	1	1	4	Barber	7	2-2	0-0	1	0	5
Esselink	10	1-6	0-0	1	1	2	TEAM				3		
Chall	3	0-1	0-0	1	0	0	Totals	200	25-50	8-12	25	16	65
Holman	21	7-10	0-0	6	1	14							
TEAM						7							
Totals	200	39-74	8-11	39	26	92							

Halftime: Minnesota 36, UNCA 25 **3-Pt Goals:** Minn - 6-17 (Bauer 2-3, Rychart 0-1, Rickert 3-6, Burleson 0-1, Fleming 0-2, Robinson 0-1, Hargrow 1-1, Esselink 0-2) UNCA - 7-15 (Shaw 1-3, Joyner 0-1, Kragel 1-4, Carter 2-3, McCullough 1-2, Harper 1-1, Barber 1-1)
Turnovers: Minnesota 12, UNCA 22 **Personal Fouls:** Minnesota 13, UNCA 13
Technical: None **Fouled Out:** none **Att:** 12,188

MINNESOTA		86	Game 3	
Eastern Washington		68	November 24, 2001 Williams Arena Minneapolis, Minn.	
Attendance: 12,533				

Recap: Minnesota defeated Eastern Washington, 86-68, in front of 12,533 fans at Williams Arena as the Golden Gophers shot a stellar 54.5 percent from the field. Junior Michael Bauer led the Maroon and Gold with 17 points. Junior Jerry Holman and freshman Rick Rickert were also key with 14-point efforts. Rickert added a game- and career-high 10 rebounds and five blocks in the drubbing of the Eagles. Rickert's five blocks were the most for a Golden Gopher since Joel Pryzbilla had six on Feb. 5, 2000. Bauer, with his 17 points, has led Minnesota in scoring in all three games this year.

Minnesota	Min	FG-A	FT-A	R	A	Pt	EWU	Min	FG-A	FT-A	R	A	Pt
Bauer, F	24	6-9	3-4	2	0	17	Quinto, F	17	2-3	0-0	1	0	6
Rychart, F	23	2-2	1-2	2	4	6	Lewis, F	31	2-2	2-2	3	5	6
Rickert, C	27	4-5	5-8	10	2	14	Humbert, C	20	2-7	7-9	6	0	11
Burleson, G	24	2-5	0-0	2	8	6	Hester, G	26	3-10	2-2	5	3	8
Bennett, G	24	3-10	0-0	3	1	7	Snow, G	27	5-10	0-0	5	1	15
Robinson	13	1-3	2-2	0	2	5	Hull	4	1-1	0-0	0	0	3
Hokenson	2	0-0	0-0	0	0	0	Lincoln	4	0-0	0-0	0	0	0
Hargrow	11	1-2	0-0	3	0	2	McCulloch	12	3-4	2-4	4	0	8
Fleming	17	2-6	3-6	2	2	7	Cooper	13	0-4	0-0	1	2	0
Bolden	2	0-1	0-0	0	0	0	Browne	15	3-4	0-0	0	0	8
Lorang	2	1-1	0-2	0	0	2	Axton	23	0-5	2-2	2	1	2
Esselink	9	2-2	0-0	3	2	5	Smith	8	0-1	1-2	0	0	1
Chall	2	0-0	1-2	0	0	1	TEAM				4		
Holman	20	6-9	2-4	3	0	14	Totals	200	21-51	16-21	31	12	68
TEAM						3							
Totals	200	30-55	17-28	33	21	86							

Halftime: Minnesota 41, EWU 32 **3-Pt Goals:** Minn - 9-21 (Bauer 2-4, Rychart 1-1, Rickert 1-1, Burleson 2-5, Bennett 1-6, Fleming 0-2, Robinson 1-1, Esselink 1-1) EWU - 10-18 (Quinto 2-3, Snow 5-6, Hull 1-1, Cooper 0-4, Browne 2-3, Axton 0-1)
Turnovers: Minnesota 17, EWU 24 **Personal Fouls:** Minnesota 20, EWU 22
Technical: None **Fouled Out:** EWU-Quinto **Att:** 12,533

MINNESOTA		79	Game 4	
Wake Forest		85	November 27, 2001 Lawrence Joel Coliseum Winston-Salem, N.C.	
Attendance: 9,227				

Recap: The Golden Gophers were unable to hold on as they dropped their first-ever game in the ACC/Big Ten Challenge, 85-79, to 23rd-ranked Wake Forest in Winston-Salem, N.C. Led by senior Dusty Rychart's 22 points and 13 rebounds, the Golden Gophers led 39-36 at halftime and owned the edge for much of the second stanza before letting things slip away. After Travarus Bennett's two free throws with 1:38 remaining gave Minnesota a 79-74 lead, the Demon Deacons scored the last 11 points to win the game. Bennett added 12 along with Kevin Burleson.

Minnesota	Min	FG-A	FT-A	R	A	Pt	Wake Forest	Min	FG-A	FT-A	R	A	Pt
Bauer, F	26	4-14	3-9	5	0	11	Howard, F	35	9-15	1-2	9	3	21
Rychart, F	35	8-15	5-6	13	0	22	Songaila, F	32	5-14	13-13	10	0	23
Rickert, C	32	4-9	0-0	5	2	9	Scott, F	33	7-10	5-8	8	1	19
Burleson, G	29	4-16	2-3	0	4	12	Hicks, G	28	1-8	2-2	2	4	5
Bennett, G	30	4-9	3-3	7	0	12	Dawson, G	22	3-8	0-0	2	1	8
Robinson	3	0-0	0-0	0	0	0	Downey	5	0-1	0-0	1	0	0
Hargrow	4	0-0	0-0	0	0	0	Danelius	15	2-3	1-1	4	1	5
Fleming	14	4-6	0-0	1	2	9	Murray	20	0-3	2-2	2	4	2
Esselink	1	0-0	0-0	0	0	0	Lepore	10	1-5	0-0	1	2	0
Holman	26	2-4	0-0	7	1	4	TEAM				6		
TEAM						3	Totals	200	28-67	24-28	45	16	85
Totals	200	30-73	10-12	41	9	79							

Halftime: Minnesota 39, WFU 36 **3-Pt Goals:** Minn - 9-26 (Bauer 3-9, Rychart 1-1, Rickert 1-3, Burleson 2-8, Bennett 1-3, Fleming 1-2) EWU - 5-25 (Howard 2-4, Songaila 0-2, Hicks 1-7, Dawson 2-7, Downey 0-1, Murray 0-1, Lepore 0-3)
Turnovers: Minnesota 11, WFU 12 **Personal Fouls:** Minnesota 23, WFU 15
Technical: None **Fouled Out:** WFU-Dawson **Att:** 9,227

MINNESOTA		89	Game 5	
Texas-Pan American		72	December 1, 2001 Williams Arena Minneapolis, Minn.	
Attendance: 12,110				

Recap: Minnesota rebounded from its close loss to nationally-ranked Wake Forest, downing Texas-Pan American 89-72 at Williams Arena in front of 12,110 fans. The Golden Gophers were led by Travarus Bennett's career-high 19 points on 5-of-8 shooting from the field and a perfect 6-for-6 from the charity stripe. In addition to Bennett, three other Golden Gophers scored in double figures - Dusty Rychart (18 points), Michael Bauer (13 points) and Kevin Burleson (10 points). Minnesota shot 47.5 percent from the field (29-61), 47.1 percent from behind the arc (8-17) and 85.2 percent from the line (23-27).

Minnesota	Min	FG-A	FT-A	R	A	Pt	UTPA	Min	FG-A	FT-A	R	A	Pt
Bauer, F	29	3-6	6-6	4	1	13	Nubine, F	27	4-7	0-0	5	0	9
Rychart, F	23	8-12	1-3	6	1	18	Hill, F	17	1-1	1-1	0	0	3
Rickert, F	28	4-15	0-0	5	4	8	Quinn, C	33	3-12	3-5	7	0	9
Burleson, G	30	3-4	2-2	3	6	10	Mitchell, G	20	1-2	2-2	1	4	4
Bennett, G	30	5-8	6-6	4	0	19	Chatman, G	29	6-17	5-6	2	4	21
Robinson	6	0-0	2-4	0	2	2	Montalvo	4	0-1	0-0	0	0	0
Hargrow	7	1-4	2-2	3	0	4	Davis	1	0-0	0-0	0	0	0
Fleming	18	1-3	4-4	6	1	7	Tate	9	0-1	0-0	0	0	0
Bolden	1	0-0	0-0	0	0	0	Sakalys	28	4-9	3-6	2	1	12
Lorang	2	0-0	0-0	0	0	0	Traylor	20	4-6	1-1	3	2	11
Esselink	5	0-0	0-0	0	0	0	Sinikovas	12	1-1	0-0	1	1	3
Holman	21	4-9	0-0	1	1	8	TEAM						12
TEAM				5			Totals	200	24-57	15-21	33	13	72
Totals	200	29-61	23-27	37	16	89							

Halftime: Minnesota 42, UTPA 30 **3-Pt Goals:** Minn - 9-26 (Bauer 1-3, Rychart 1-2, Rickert 0-4, Burleson 2-2, Bennett 3-4, Hargrow 0-1, Fleming 1-1) UTPA - 9-25 (Nubine 1-4, Quinn 0-1, Mitchell 0-1, Chatman 4-10, Tate 0-1, Sakalys 1-3, Traylor 2-4, Sinikovas 1-1)

Turnovers: Minnesota 16, UTPA 22 **Personal Fouls:** Minnesota 20, UTPA 23
Technical: UTPA-bench **Fouled Out:** UTPA-Nubine **Att:** 12,110

MINNESOTA		50	Game 6	
UNC-Wilmington		58	December 4, 2001 Williams Arena Minneapolis, Minn.	
Attendance: 12,069				

Recap: It was a story of two entirely different halves of basketball for Minnesota as the Golden Gophers fell 58-50 to North Carolina-Wilmington at Williams Arena in front of 12,069 fans. After building a 31-22 halftime lead, the Maroon and Gold went cold, making only seven baskets in the second half and mustering only 19 points to the Seahawks' 36. Minnesota was led by Rick Rickert's 13 points, six boards and four blocks. Dusty Rychart scored 10 points to reach double-digits for the third consecutive game.

Minnesota	Min	FG-A	FT-A	R	A	Pt	UNCW	Min	FG-A	FT-A	R	A	Pt
Bauer, F	31	0-7	3-4	5	1	3	Williams, F	36	6-9	5-6	11	2	18
Rychart, F	32	3-7	1-2	4	2	10	Hare, F	38	1-10	0-0	2	2	3
Rickert, F	32	6-12	0-0	6	1	13	Callahan, C	18	0-4	2-2	5	2	2
Burleson, G	29	3-8	1-2	2	5	8	Chapman, G	8	0-0	0-1	0	1	0
Bennett, G	18	0-1	0-0	0	0	0	Bizzard, G	38	5-10	3-5	4	0	16
Robinson	8	1-3	0-0	2	0	3	Coombs	21	2-5	1-2	3	0	7
Hargrow	13	2-5	0-0	1	1	5	Gunn	7	0-0	0-0	0	0	0
Fleming	19	2-4	0-0	5	1	4	Burnette	30	2-9	6-6	2	3	11
Holman	18	2-5	0-1	4	0	4	Terrell	3	0-0	1-2	0	0	1
TEAM						7	Clifford	1	0-0	2-2	1	0	2
Totals	200	19-52	5-9	36	11	50	TEAM						6
							Totals	200	16-47	20-26	34	10	58

Halftime: Minnesota 31, UNCW 22 **3-Pt Goals:** Minn - 7-20 (Bauer 0-2, Rychart 3-5, Rickert 1-6, Burleson 1-4, Robinson 1-1, Hargrow 1-1, Fleming 0-1) UNCW - 6-15 (Williams 1-1, Hare 1-3, Callahan 0-1, Bizzard 3-6, Burnette 1-4)

Turnovers: Minnesota 16, UNCW 12 **Personal Fouls:** Minnesota 19, UNCW 15
Technical: none **Fouled Out:** none **Att:** 12,069

MINNESOTA		55	Game 7	
Georgia		77	December 7, 2001 Stegeman Coliseum Athens, Ga.	
Attendance: 7,158				

Recap: Senior forward Dusty Rychart recorded his second double-double of the season and 16th of his career with 10 points and 11 rebounds, but the Golden Gophers fell to the Georgia Bulldogs 77-55, in Stegeman Coliseum in Athens, Ga. Losing their second consecutive game, the Gophers shot just 19-of-66 (28.8%) from the field, while the Bulldogs made 28-of-66 (42.4%) in maintaining a double-digit lead for much of the game. Travarus Bennett added eight points and six rebounds for Minnesota, while Jerry Holman, Maurice Hargrow and Rick Rickert each contributed seven tallies.

Minnesota	Min	FG-A	FT-A	R	A	Pt	Georgia	Min	FG-A	FT-A	R	A	Pt
Rickert, F	21	3-6	0-0	7	0	7	Wright, G	24	3-8	2-2	3	6	9
Burleson, G	22	2-6	0-0	0	1	4	Williams, G	28	5-15	0-0	9	2	11
Bennett, G	28	3-7	1-2	6	2	8	Hayes Jarvis, F	28	8-17	0-0	5	0	18
Bauer, F	22	1-7	0-0	4	1	2	Daniels, F	27	5-7	5-10	9	0	15
Rychart, F	23	2-7	6-8	11	0	10	Thomas, C	26	1-3	4-4	4	4	6
Robinson	5	0-1	0-2	1	0	0	Watts	2	0-0	0-0	0	1	0
Hokenson	2	0-0	0-0	1	1	0	Cole	18	1-5	2-2	1	3	2
Hargrow	14	3-7	0-0	3	0	7	Britton	2	0-0	0-0	1	1	0
Fleming	26	2-13	1-2	4	1	5	Pevey	14	1-3	0-0	6	0	2
Esselink	14	2-4	0-0	2	0	5	Patrick	19	1-2	0-0	2	2	2
Chall	0+	0-0	0-0	0	0	0	Szymanek	2	0-0	0-0	0	0	0
Holman	23	1-8	5-6	4	1	7	Jonas Hayes	4	1-2	2-2	1	0	4
TEAM				5			Wehunt	6	2-4	0-0	1	0	5
Totals	200	19-66	13-20	48	7	55	TEAM						8
							Totals	200	28-66	15-20	50	19	77

Halftime: Minnesota 29, UGA 40 **3-Pt Goals:** Minn - 4-24 (Rickert, 1-4, Burleson, 0-2, Bennett 1-4, Bauer 0-5, Robinson 0-1, Hargrow 1-2, Fleming 0-4, Esselink 1-2) UGA - 6-25 (Wright, 1-5, Williams 1-5, Hayes 2-8, Cole 1-4, Pevey 0-1, Wehunt 1-2)

Turnovers: Minnesota 20, UGA 13 **Personal Fouls:** Minnesota 17, UGA 19
Technical: none **Fouled Out:** none **Att:** 7,158

MINNESOTA		75	Game 8	
Oregon		72	December 10, 2001 Williams Arena Minneapolis, Minn.	
Attendance: 12,610				

Recap: Freshman forward Rick Rickert scored a career-high 28 points to lead Minnesota (5-3) to a 75-72 victory over Oregon (4-3) at Williams Arena. Despite shooting just 40 percent from the field, the Golden Gophers persevered to halt a two-game losing streak. Rickert's 28-point performance is the most by a Minnesota freshman since Randy Carter notched 29 against Northwestern on January 26, 1991. He just missed his second double-double of the season, leading Minnesota with nine rebounds. Kerwin Fleming (14), Travarus Bennett (11) and Dusty Rychart (10) also scored in double figures.

Minnesota	Min	FG-A	FT-A	R	A	Pt	Oregon	Min	FG-A	FT-A	R	A	Pt
Rickert, F	36	11-17	4-7	9	0	28	Johnson, F	29	2-7	2-3	6	0	6
Bauer, F	24	1-7	0-0	7	0	2	Jackson, F	32	2-8	3-4	7	4	7
Rychart, F	26	3-6	4-4	5	0	10	Christoffersen, C	18	3-3	5-7	4	0	11
Burleson, G	30	3-11	0-0	1	5	6	Ridnour, G	37	4-9	0-0	5	6	11
Bennett, G	30	3-6	4-6	5	0	11	Jones, G	35	4-11	2-2	4	4	11
Robinson	4	0-0	0-0	0	0	0	Davis	17	4-6	0-0	0	2	11
Fleming	23	3-11	5-6	3	2	14	Lever	3	1-1	0-0	0	0	3
Esselink	9	0-3	0-0	0	3	0	Helquist	11	3-3	1-1	0	0	7
Holman	18	2-4	0-0	3	1	4	Anderson	18	2-4	1-2	5	0	5
TEAM						2	TEAM						8
Totals	200	26-65	17-23	35	13	75	Totals	200	25-52	14-19	39	16	72

Halftime: Minnesota 33, UO 34 **3-Pt Goals:** Minn - 6-24 (Rickert, 2-4, Bauer 0-3, Burleson, 0-5, Bennett 1-3, Fleming 3-6, Esselink 0-3) UO - 8-21 (Jackson 0-4, Ridnour 3-8, Jones 1-3, Davis 3-5, Lever, 1-1)

Turnovers: Minnesota 9, UO 18 **Personal Fouls:** Minnesota 14, UO 18
Technical: none **Fouled Out:** none **Att:** 12,610

MINNESOTA	95	Game 9
Maryland-Eastern Shore	72	December 13, 2001 Williams Arena Minneapolis, Minn.
Attendance: 12,155		

Recap: Five players scored in double figures to lead Minnesota to a convincing 95-48 win over Maryland-Eastern Shore at Williams Arena. The Golden Gophers' 47-point win is the third-largest in school history. The Golden Gophers never trailed in the game, taking a 45-24 lead at the half. Dusty Rychart posted his third double-double of the season with a game-high 17 points and 10 rebounds. Travarus Bennett finished with 16 points, while Michael Bauer and Jerry Holman added 15 apiece. Steve Esselink pitched in a career-high 12 points on 5-of-5 shooting. Kevin Burleson added a game-high eight assists.

Minnesota	Min	FG-A	FT-A	R	A	Pt	UMES	Min	FG-A	FT-A	R	A	Pt
Rickert, F	22	1-6	3-3	4	1	5	Smith, T, F	1	0-0	0-0	0	0	0
Bauer, F	19	5-8	3-5	2	3	15	Bowen, F	35	4-8	2-2	5	0	10
Rychart, F	23	8-10	0-0	10	2	17	Newson, C	16	1-5	0-2	2	1	2
Burleson, G	22	1-2	3-4	4	8	5	Hickman, G	27	3-7	1-2	1	2	7
Bennett, G	23	4-4	5-6	2	2	16	Trotter, G	33	3-18	2-2	2	2	9
Robinson	14	0-2	0-0	2	4	0	Majeed	1	0-0	0-0	0	0	0
Hokenson	4	0-1	0-0	1	0	0	Campbell	22	2-7	0-0	1	0	5
Fleming	15	2-5	3-3	0	1	8	Joiner	17	2-7	2-2	2	1	7
Bolden	4	0-2	0-0	2	0	0	Darby	15	1-2	0-0	0	0	3
Lorang	10	1-4	0-0	0	0	2	Smith, L	4	0-0	0-0	1	0	0
Esselink	14	5-5	0-0	1	2	12	Thomas	12	0-0	0-0	1	0	0
Chall	4	0-1	0-0	0	0	0	Trotman	17	2-3	1-3	8	0	5
Holman	26	5-8	5-7	8	2	15	TEAM	6					
TEAM	6						Totals	200	18-57	8-13	29	6	48
Totals	200	32-58	22-28	42	25	95							

Halftime: Minnesota 45 UMES 24 **3-Pt Goals:** Minn - 9-19 (Rickert 0-1, Bauer 2-3, Rychart 1-3, Bennett 3-3, Robinson 0-1, Hokenson 0-1, Fleming 1-3, Bolden 0-1, Lorang 0-1, Esselink 2-2) UMES - 4-20 (Hickman 0-3, Trotter 1-5, Campbell 1-6, Joiner 1-4, Darby 1-2)
Turnovers: Minnesota 13, UMES 18 **Personal Fouls:** Minnesota 15, UMES 18
Technical: none **Fouled Out:** UMES-Thomas **Att:** 12,155

MINNESOTA	81	Game 10
Nebraska	72	December 22, 2001 Williams Arena Minneapolis, Minn.
Attendance: 13,435		

Recap: The Golden Gophers upped their record to 7-3 with an 81-72 victory over the Nebraska Cornhuskers at Williams Arena in front of 13,435 fans. Minnesota was led by senior Dusty Rychart's 18 points and nine rebounds. Rychart scored 15 of his game-high total in the second half, while Michael Bauer (15) and Rick Rickert (14) also scored in double-figures. Bauer led Minnesota with 13 first-half points, pacing the Golden Gophers to a 38-30 advantage. Minnesota never trailed in the second half despite an outstanding effort by Nebraska.

Minnesota	Min	FG-A	FT-A	R	A	Pt	Nebraska	Min	FG-A	FT-A	R	A	Pt
Rickert, F	29	6-12	1-3	3	0	14	Muhleisen, F	33	4-9	1-2	4	5	13
Bauer, F	25	5-10	2-2	4	3	15	Buckendahl, F	27	1-4	1-2	4	1	3
Rychart, F	35	7-17	4-5	9	4	18	Conklich, C	12	0-2	0-0	2	0	0
Burleson, G	26	3-4	1-1	0	5	9	Cochran, G	23	4-7	0-0	2	2	11
Bennett, G	28	1-2	5-7	5	1	8	Clemmons, G	26	4-9	0-0	4	3	10
Robinson	10	0-2	0-0	0	1	0	Robinson	20	4-7	2-2	2	2	14
Hargrow	5	1-2	0-0	0	2	2	Boeker	4	0-0	0-2	1	0	0
Fleming	20	3-5	0-1	2	1	8	Ford	5	0-0	2-2	2	1	2
Esselink	8	1-3	0-0	3	0	2	Simms	14	3-4	2-3	3	1	8
Holman	14	2-3	1-2	3	1	5	Heimos	13	1-2	0-0	1	0	2
TEAM	4						Turek	23	2-5	3-4	3	1	9
Totals	200	29-60	14-21	33	18	81	TEAM	4					
							Totals	200	24-49	11-17	32	16	72

Halftime: Minnesota 38, NU 30 **3-Pt Goals:** Minn - 9-25 (Rickert, 1-6, Bauer 3-8, Rychart 0-2, Burleson 2-3, Bennett 1-1, Robinson 0-2, Fleming 2-3) NU - 13-22 (Muhleisen 4-6, Buckendahl 0-1, Cochran 3-5, Clemmons 2-4, Robinson 4-6)
Turnovers: Minnesota 11, NU 18 **Personal Fouls:** Minnesota 19, NU 18
Technical: NU-bench **Fouled Out:** NU-Turek **Att:** 13,435

MINNESOTA	60	Game 11
Texas Tech	80	December 30, 2001 United Spirit Arena Lubbock, Texas
Attendance: 14,232		

Recap: Senior Dusty Rychart led the Golden Gophers with 20 points, as Minnesota (7-4) fell to Texas Tech (10-1), 80-60, in Lubbock, Texas. In the game, Rychart became the 31st Golden Gopher in school history to score 1,000 career points (1,013 points). In the second half with Minnesota leading 46-44, the Red Raiders went on a 16-2 run to take a 60-48 advantage. The run was ended by a pair of Rychart free throws, but the Gophers were unable to recover. The Golden Gophers were short-handed going into the ball game, as guard Kerwin Fleming didn't play due to back spasms. Minnesota also found its bench depleted due to foul trouble as four Gophers fouled out.

Minnesota	Min	FG-A	FT-A	R	A	Pt	Texas Tech	Min	FG-A	FT-A	R	A	Pt
Rickert, F	17	1-4	0-0	4	0	2	Storozynski, F	28	4-9	2-2	11	1	10
Rychart, F	34	7-15	6-7	8	3	20	Powell, F	30	4-10	6-9	8	0	14
Holman, C	16	1-8	0-0	2	0	2	Ellis, C	38	6-10	4-7	10	0	16
Burleson, G	34	2-12	1-2	5	5	6	Emmett, G	35	7-13	5-7	7	2	20
Bennett, G	33	6-14	0-2	10	3	15	Chavis, G	37	4-8	5-6	3	8	14
Robinson	6	0-1	0-0	0	0	0	Shropshire	2	0-1	0-0	1	0	0
Hargrow	15	1-5	0-0	2	1	2	Doudney	7	1-2	0-0	0	0	3
Bolden	1	0-0	0-0	0	0	0	Marshall	4	0-1	0-0	1	1	0
Lorang	2	0-0	0-0	1	0	0	Ross	3	0-0	0-0	0	0	0
Esselink	21	2-9	1-2	1	4	7	Cassidy	2	0-1	0-0	0	0	0
Bauer	21	2-5	2-2	6	0	6	Valdez	10	0-0	1-3	1	1	1
TEAM	2						Arenas	2	0-1	0-0	1	0	0
Totals	200	22-73	10-15	41	16	60	Michalec	2	1-1	0-0	2	0	2
							TEAM	1					
							Totals	200	27-57	23-34	46	13	80

Halftime: Minnesota 37, TT 37 **3-Pt Goals:** Minn - 6-29 (Rickert 0-2, Bauer 0-3, Burleson 1-6, Bennett 3-7, Robinson 0-1, Esselink 2-6, Hargrow 0-4) TT - 3-12 (Powell 0-1, Emmett 1-1, Chavis 1-4, Shropshire 0-1, Doudney 1-2, Marshall 0-1, Cassidy 0-1, Arenas 0-1)
Turnovers: Minnesota 11, TT 14 **Personal Fouls:** Minnesota 28, TT 16
Technical: UM-bench **Fouled Out:** UM - Rickert, Bauer, Holman, Burleson **Att:** 14,232

MINNESOTA	53	Game 12
Illinois	76	January 2, 2002 Assembly Hall Champaign, Ill.
Attendance: 16,500		

Recap: The Golden Gophers opened their Big Ten basketball schedule with a 76-53 loss at seventh-ranked Illinois in Champaign, Ill. in front of 16,500 fans. The Gophers were led by Michael Bauer's 16 points and four rebounds. It was the first time the sophomore had led Minnesota in scoring since he paced the Golden Gophers in their first three contests. Travarus Bennett, who was coming off a 15 point/10 rebound performance versus Texas Tech, led Minnesota with seven rebounds to go along with his six points. Illinois was led by Brian Cook's 16 points and eight caroms.

Minnesota	Min	FG-A	FT-A	R	A	Pt	Illinois	Min	FG-A	FT-A	R	A	Pt
Bauer, F	29	6-13	3-4	4	1	16	Harrington, F	32	3-8	0-0	1	7	9
Rychart, F	31	3-12	1-1	5	3	7	Cook, F	32	6-11	4-4	8	2	16
Rickert, C	20	2-6	0-1	1	1	5	Archibald, C	26	6-11	6-10	5	0	14
Burleson, G	25	0-2	0-0	2	4	0	Bradford, G	32	3-7	6-8	3	4	14
Bennett, G	28	2-6	2-3	7	3	6	Williams, G	33	2-6	2-2	4	4	8
Robinson	4	0-0	0-1	0	0	0	Head	22	2-3	2-2	1	2	7
Hokenson	1	0-0	0-0	1	0	0	Ferguson	1	0-0	0-0	0	1	0
Hargrow	5	0-2	0-0	0	0	0	Howard	1	0-0	0-0	0	0	0
Fleming	19	2-3	0-1	0	1	4	Thomas	1	0-1	0-0	0	0	0
Esselink	14	2-2	0-0	1	0	5	Powell	3	1-1	0-0	0	0	2
Chall	1	0-0	0-0	1	0	0	Smith	17	3-6	0-0	6	2	6
Holman	23	5-8	0-0	2	1	10	TEAM	3					
TEAM	4						Totals	200	24-50	20-26	31	22	76
Totals	200	22-54	6-11	28	14	53							

Halftime: Minnesota 25, UI 34 **3-Pt Goals:** Minn - 3-13 (Bauer 1-3, Rychart 0-2, Rickert 1-3, Burleson 0-1, Bennett 0-1, Hargrow 0-1, Fleming 0-1, Esselink 1-1) IL - 8-22 (Harrington 3-8, Cook 0-2, Bradford 2-4, Williams 2-6, Head 1-2)
Turnovers: Minnesota 17, IL 12 **Personal Fouls:** Minnesota 19, IL 14
Technical: none **Fouled Out:** none **Att:** 16,500

MINNESOTA	70	Game 13
Michigan State	67	January 5, 2002 Williams Arena Minneapolis, Minn.
Attendance: 16,500		

Recap: The Golden Gophers earned their first Big Ten victory of the season, downing No. 17 Michigan State, 70-67, in front of 13,696 fans. It also was Minnesota's first victory over a ranked opponent since a 54-49 victory Jan. 6, 2001, against No. 12 Wisconsin. Jerry Holman came off the bench to score 16 points, including 10 in the first half, for the Gophers. The 6-10 junior was 6-of-7 from the field and 4-of-5 from the free-throw line. Rick Rickert added 15 points, while Michael Bauer reached double figures for the second consecutive game with 12 tallies.

Minnesota	Min	FG-A	FT-A	R	A	Pt	Michigan State	Min	FG-A	FT-A	R	A	Pt
Bauer, F	33	4-9	1-3	3	3	12	Wolfe, F	29	3-15	4-5	12	1	11
Rychart, F	23	3-7	3-4	5	2	9	Anderson, F	20	2-3	2-2	2	1	6
Rickert, C	33	6-8	2-2	4	2	15	Anagnonye, F	37	5-9	1-3	7	1	11
Burleson, G	23	1-6	3-4	2	2	5	Hill, G	38	8-14	3-3	4	2	25
Bennett, G	30	1-4	5-7	3	1	7	Torbert, G	36	4-12	1-2	7	4	11
Fleming	28	1-6	3-4	3	1	6	Ishbia	1	0-0	0-0	0	0	0
Esselink	7	0-2	0-0	0	1	0	Bogarakos	25	1-2	0-1	4	1	3
Holman	23	6-7	4-5	3	0	16	Andreas	13	0-0	0-0	1	0	0
TEAM	3						Westrick	10	0-0	0-0	1	0	0
Totals	200	22-49	21-29	26	12	70	TEAM	3					
							Totals	200	23-55	11-16	41	10	67

Halftime: Minnesota 37, MSU 30 **3-Pt Goals:** Minn - 5-16 (Bauer 3-6, Rickert 1-1, Burleson 0-4, Bennett 0-1, Fleming 1-3, Esselink 0-1) MSU - 10-21 (Wolfe 1-5, Hill 6-10, Torbert 2-5, Bogarakos 1-1)
Turnovers: Minnesota 11, MSU 17 **Personal Fouls:** Minnesota 17, MSU 24
Technical: none **Fouled Out:** MSU-Anderson, Anagnonye **Att:** 13,696

MINNESOTA	90	Game 14
Michigan	82	January 9, 2002 Williams Arena Minneapolis, Minn.
Attendance: 13,172		

Recap: The Golden Gophers earned their second consecutive Big Ten Conference victory with a 90-82 victory over the Michigan Wolverines in Williams Arena in front of 13,172 fans. Minnesota trailed 41-38 at halftime, but 81.8 percent shooting from the field in the second half led the Gophers to victory. Gold Country shot 69.4 percent from the field for the game, including 61.5 from three-point range. Both marks are the third-best in school history. Dusty Rychart led the Gophers with 19 points, Michael Bauer added 15 points, while Jerry Holman poured in 12 for Minnesota.

Minnesota	Min	FG-A	FT-A	R	A	Pt	Michigan	Min	FG-A	FT-A	R	A	Pt
Bauer, F	27	6-8	1-2	7	2	15	Robinson, F	34	8-18	3-3	4	3	19
Rychart, F	37	9-12	1-1	7	1	19	Blanchard, F	29	5-10	4-4	5	3	17
Rickert, C	16	3-3	0-1	3	0	7	Young, C	36	2-4	4-4	7	0	8
Burleson, G	25	5-8	6-6	3	4	19	Jones, G	18	1-3	3-4	2	1	6
Bennett, G	26	1-1	2-2	3	3	5	Gottfredson, G	14	0-0	0-0	0	1	0
Robinson	2	0-1	0-0	0	0	0	Queen	26	2-6	0-0	0	6	5
Hargrow	10	2-2	2-4	1	0	6	Ingerson	10	3-9	0-0	0	0	9
Fleming	22	2-5	2-4	1	2	7	Groninger	18	3-7	5-5	0	1	13
Esselink	5	0-0	0-0	0	2	0	Bailey	15	2-6	1-2	3	0	5
Holman	30	6-9	0-0	3	3	12	TEAM	3					
TEAM	4						TEAM	3					
Totals	200	34-49	14-20	32	17	90	Totals	200	26-63	20-22	24	15	82

Halftime: Minnesota 38, MI 41 **3-Pt Goals:** Minn - 8-13 (Bauer 2-2, Rychart 0-1, Rickert 1-1, Burleson 3-4, Bennett 1-1, Robinson 0-1, Fleming 1-3) MI - 10-25 (Robinson 0-2, Blanchard 3-6, Jones 1-2, Queen 1-3, Ingerson 3-7, Groninger 2-5)
Turnovers: Minnesota 23, MI 14 **Personal Fouls:** Minnesota 19, MI 22
Technical: none **Fouled Out:** Minn - Rickert **Att:** 13,172

MINNESOTA	87	Game 15
Purdue	71	January 12, 2002 Mackey Arena West Lafayette, Ind.
Attendance: 12,488		

Recap: Scoring 53 points in the second half, the Golden Gophers won their third consecutive Big Ten tilt, downing Purdue 87-71 in West Lafayette, Ind. The victory was also the Golden Gophers first road win of the season. Kevin Burleson and Rick Rickert led the Golden Gophers with 24 points each, as Minnesota won for just the second time in its last 21 visits to Mackey Arena. Burleson also led the Golden Gophers with five assists, while Rickert had a game-high seven rebounds. Dusty Rychart added 14 points and five rebounds for Minnesota.

Minnesota	Min	FG-A	FT-A	R	A	Pt	Purdue	Min	FG-A	FT-A	R	A	Pt
Rickert, F	35	8-12	6-6	7	1	24	Smith, F	34	2-7	4-4	3	2	8
Bennett, F	24	2-4	2-2	6	2	7	Kilgore, F	25	3-7	4-4	1	0	12
Bauer, F	22	2-4	0-0	3	3	4	Allison, C	24	3-7	4-7	5	0	10
Rychart, F	29	7-8	0-0	5	2	14	Deane, G	36	9-18	7-8	1	3	29
Burleson, G	32	7-13	7-10	3	5	24	Parkinson, G	27	1-4	0-0	4	7	2
Robinson	2	0-0	0-0	0	0	0	Buscher	23	1-2	0-0	5	1	2
Hargrow	7	1-2	0-0	1	1	2	Lewis	17	2-6	0-0	4	2	5
Fleming	25	2-5	2-4	1	1	7	Marshall	12	1-3	0-0	0	0	3
Esselink	5	1-1	0-0	2	0	3	Carroll	2	0-0	0-0	0	0	0
Holman	19	1-3	0-0	1	0	2	TEAM	2					
TEAM	1						Totals	200	22-54	19-23	25	15	71
Totals	200	31-52	17-22	29	16	87							

Halftime: Minnesota 34, PU 40 **3-Pt Goals:** Minn - 8-16 (Rickert 2-4, Bennett 1-1, Bauer 0-1, Burleson 3-7, Fleming 1-2, Esselink 1-1) PU - 8-21 (Smith 0-3, Kilgore 2-5, Deane 4-7, Parkinson 0-3, Lewis 1-2, Marshall 1-1)
Turnovers: Minnesota 19, PU 19 **Personal Fouls:** Minnesota 17, PU 19
Technical: none **Fouled Out:** Minn - Fleming **Att:** 12,488

MINNESOTA	64	Game 16
Wisconsin	73	January 16, 2002 Kohl Center Madison, Wis.
Attendance: 16,363		

Recap: Despite Dusty Rychart's fourth double-double of the season and 18th of his career, the Minnesota Golden Gophers fell to Wisconsin 73-64, in Madison. Minnesota overcame a 16-point second half deficit, by going on a 17-4 run to climb within three points following Kevin Burleson's only basket of the night at 67-64 with 46.6 seconds remaining. But the Badgers made six consecutive free throws, while the Gophers committed their 19th and 20th turnovers of the night in the final minute to seal the game for Wisconsin. Rychart ended the game with 17 points and 10 rebounds, while Rickert added 13 points and seven caroms.

Minnesota	Min	FG-A	FT-A	R	A	Pt	Wisconsin	Min	FG-A	FT-A	R	A	Pt
Rickert, F	24	6-14	1-3	7	0	13	Mader, F	16	1-1	4-4	1	1	6
Bauer, F	33	3-6	3-4	7	1	7	Wills, F	26	0-4	5-7	4	0	5
Rychart, F	38	7-14	3-4	10	2	17	Davis, G	32	4-6	1-2	3	2	10
Burleson, G	23	1-6	0-0	0	3	2	Penney, G	35	5-13	8-9	6	2	19
Bennett, F	32	2-4	5-6	8	3	9	Harris, G	38	6-15	2-2	4	1	16
Robinson	3	0-0	0-0	0	0	0	Owens	13	1-7	0-0	1	1	3
Hargrow	4	1-1	1-2	1	0	3	Plank	7	0-1	0-0	1	1	0
Fleming	22	3-7	1-2	3	2	9	Wilkinson	33	5-8	3-4	10	1	14
Esselink	4	0-0	0-0	0	0	0	TEAM	1					
Holman	17	2-3	0-1	3	0	4	Totals	200	22-55	23-28	31	9	73
TEAM	2						TEAM	1					
Totals	200	25-55	11-18	41	11	64							

Halftime: Minnesota 35, UW 34 **3-Pt Goals:** Minn - 3-17 (Rickert 0-5, Bauer 1-3, Rychart 0-3, Burleson 0-2, Bennett 0-1, Fleming 2-3) UW - 6-24 (Wills 0-2, Davis 1-1, Penney 1-6, Harris 2-9, Owens 1-4, Plank 0-1, Wilkinson 1-1)
Turnovers: Minnesota 20, UW 9 **Personal Fouls:** Minnesota 25, UW 21
Technical: none **Fouled Out:** Minn - Fleming, Burleson **Att:** 16,363

MINNESOTA	69	Game 17
Michigan	71	January 19, 2002 Crisler Arena Ann Arbor, Mich.
Attendance: 11,603		

Recap: Michigan was able to steal a 71-69 victory over Minnesota in Ann Arbor, Mich., as Bernard Robinson Jr. hit a running jumper with 3.3 seconds remaining for the win. It was the first loss for the Golden Gophers in their last four meetings with Michigan. Minnesota was led by its front line, which accounted for 75 percent of the team's scoring. Sophomore Michael Bauer led the Gophers in scoring for the fifth time this season, with 17 points. Rickert scored 15 points, while Rychart added 14 and nine rebounds, just missing his fifth double-double of the season.

Minnesota	Min	FG-A	FT-A	R	A	Pt	Michigan	Min	FG-A	FT-A	R	A	Pt
Rychart, F	35	6-15	2-2	9	1	14	Groninger, F	17	0-4	2-3	2	1	2
Bennett, F	26	1-2	0-0	4	1	3	Bailey, F	16	0-1	4-4	3	1	4
Rickert, C	27	4-8	6-8	3	2	15	Young, C	37	6-13	6-7	4	1	18
Burleson, G	33	2-6	2-2	4	8	6	Queen, G	35	2-3	0-0	0	4	5
Bauer, G	30	7-15	0-0	2	2	17	Gotfredson, G	3	0-0	0-0	0	0	0
Fleming	23	0-1	3-6	4	1	3	Ingerson	23	4-11	0-0	4	2	10
Esselink	2	0-1	0-0	0	0	0	Blanchard	27	8-10	1-2	3	0	20
Holman	12	3-6	0-0	3	0	6	Robinson, Jr.	25	5-12	2-2	10	6	12
Hargrow	12	1-1	2-2	3	0	5	Jones	17	0-2	0-0	2	0	0
TEAM				3			TEAM				1		
Totals	200	24-55	15-20	35	15	69	Totals	200	25-56	15-18	29	15	71

Halftime: Minnesota 29, MI 28 **3-Pt Goals:** Minn - 6-17 (Rychart 0-3, Bennett 1-1, Rickert 1-1, Burleson 0-3, Bauer 3-7, Esselink 0-1, Hargrow 1-1) MI - 6-19 (Groninger 0-2, Queen 1-2, Ingerson 2-6, Blanchard 3-5, Robinson 0-2, Jones 0-2)
Turnovers: Minnesota 16, MI 16 **Personal Fouls:** Minnesota 17, MI 15
Technical: none **Fouled Out:** MI - Blanchard **Att:** 11,603

MINNESOTA	89	Game 18
Ohio State	71	January 26, 2002 Williams Arena Minneapolis, Minn.
Attendance: 13,838		

Recap: The Golden Gophers won their third straight Big Ten game at home, downing No. 20/23 Ohio State 89-71. It was the first conference loss for the Buckeyes, snapping a nine-game Buckeye winning streak. Travanus Bennett's career-high 21 points led Minnesota. The senior guard also had seven rebounds, while making all six shots from the field, including three from three-point range, and all six of his free throws. Rick Rickert reached double figures for the fourth straight game, adding 19 points, while Jerry Holman and Dusty Rychart scored 12 and 10 points, respectively.

Minnesota	Min	FG-A	FT-A	R	A	Pt	Ohio State	Min	FG-A	FT-A	R	A	Pt
Rickert, F	30	5-8	6-6	4	1	19	Williams, F	35	3-4	2-2	5	0	8
Holman, F	28	5-9	2-2	4	2	12	Radinovic, C	13	1-3	7-10	4	0	9
Rychart, F	27	4-5	1-2	5	1	10	Darby, G	37	4-12	4-4	4	2	14
Fleming, G	27	4-9	0-0	2	3	9	Brown, G	29	6-13	2-5	2	4	16
Bennett, G	29	6-6	6-6	7	2	21	Savovic, G	21	1-4	2-3	3	3	4
Hargrow	14	2-3	2-2	1	0	6	Fuss-Cheatham	11	1-4	0-0	3	3	2
Burleson	28	2-3	2-4	1	9	6	Connolly	25	6-8	1-2	0	0	17
Esselink	1	0-0	0-0	0	0	0	Dials	14	1-4	0-1	4	2	2
Bauer	16	2-7	1-2	0	0	6	Dudley	10	0-1	1-2	1	0	1
TEAM				3			Martin	5	0-0	0-0	0	0	0
Totals	200	30-50	20-24	27	18	89	Totals	200	23-53	19-29	30	14	71

Halftime: Minnesota 40, OSU 33 **3-Pt Goals:** Minn - 9-15 (Rickert 3-4, Rychart 1-1, Fleming 1-2, Bennett 3-3, Burleson 0-1, Bauer 1-4) OSU - 6-17 (Darby 2-6, Brown 0-3, Savovic 0-2, Connolly 4-6)
Turnovers: Minnesota 11, OSU 14 **Personal Fouls:** Minnesota 19, OSU 22
Technical: none **Fouled Out:** OSU - Williams **Att:** 13,838

MINNESOTA	94	Game 19
Penn State	70	January 30, 2002 Williams Arena Minneapolis, Minn.
Attendance: 13,130		

Recap: Minnesota thumped Penn State, 94-70, at Williams Arena in front of 13,130 Gopher faithful. Freshman Rick Rickert was the star for the Maroon and Gold, scoring 26 points on 9-of-12 shooting and pulling down five rebounds. The win marked the largest Big Ten victory since downing Penn State Feb. 2, 1999 in State College 93-69, while running the Golden Gopher home-court winning streak to seven games. Dusty Rychart and Jerry Holman each added 14 points, while Michael Bauer scored 12 off the bench. Holman also led the team with a game-high eight rebounds and three blocked shots.

Minnesota	Min	FG-A	FT-A	R	A	Pt	Penn State	Min	FG-A	FT-A	R	A	Pt
Rickert, F	26	9-12	5-8	5	2	26	Tate, F	30	1-8	1-3	1	2	3
Rychart, F	25	5-8	4-6	3	5	14	Smith, F	30	6-13	6-8	3	2	18
Holman, C	25	6-11	2-2	8	2	14	Jagla, C	27	4-8	0-0	4	1	8
Fleming, G	20	2-2	0-0	4	0	5	Watkins, G	34	5-11	1-2	3	4	13
Bennett, G	20	2-5	0-0	4	2	4	Chambliss, G	33	3-9	6-6	3	1	14
Robinson	5	0-0	0-0	2	0	0	Krimmel	6	0-0	0-0	1	1	0
Hokenson	2	0-0	0-0	0	1	0	Vossekuil	11	0-1	0-0	1	0	0
Hargrow	13	2-5	2-2	2	1	6	Tiensch	18	2-5	0-0	1	2	5
Burleson	24	0-0	2-2	2	5	2	Egekeze	8	2-2	5-7	4	0	9
Bolden	2	1-1	0-0	2	0	2	McDougald	2	0-1	0-0	1	0	0
Lorang	6	2-3	1-2	0	0	5	Crenshaw	1	0-2	0-0	1	0	0
Esselink	11	2-2	0-0	1	3	4	TEAM				4		
Chall	2	0-1	0-0	0	0	0	Totals	200	23-60	19-26	27	14	70
Bauer	19	5-8	2-2	2	3	12							
TEAM				3									
Totals	200	36-58	18-24	38	24	94							

Halftime: Minnesota 47, PSU 27 **3-Pt Goals:** Minn - 4-11 (Rickert 3-5, Fleming 1-1, Bennett, 0-2, Lorang 0-1, Bauer 0-2) PSU - 5-22 (Tate 0-5, Smith 0-3, Watkins 2-4, Chambliss 2-7, Tiensch 1-3)
Turnovers: Minnesota 12, PSU 12 **Personal Fouls:** Minnesota 20, PSU 21
Technical: none **Fouled Out:** none **Att:** 13,130

MINNESOTA	88	Game 20
Indiana	74	February 2, 2002 Williams Arena Minneapolis, Minn.
Attendance: 14,492		

Recap: Minnesota won its third consecutive game and its eighth straight at home, downing 25th-ranked Indiana, 88-74, in front of a season-high 14,492 Maroon and Gold faithful. It was Minnesota's second win in the past three games over a nationally-ranked opponent. Freshman Rick Rickert was once again the star for the Golden Gophers, scoring 27 points for his career-high scoring output in a Big Ten game. It was Rickert's second straight game with more than 20 points. Dusty Rychart (14), Kerwin Fleming (12) and Michael Bauer (11) also scored in double figures for the Golden Gophers.

Minnesota	Min	FG-A	FT-A	R	A	Pt	Indiana	Min	FG-A	FT-A	R	A	Pt
Rickert, F	32	9-18	7-10	6	1	27	Jeffries, F	34	1-8	5-8	9	2	7
Rychart, F	35	6-10	2-2	6	3	14	Fife, F	30	4-10	0-0	4	2	11
Holman, C	21	4-5	0-0	3	1	8	Odle, C	19	3-6	2-3	4	1	8
Fleming, G	31	3-9	5-8	1	2	12	Coverdale, G	39	6-13	2-5	5	5	19
Bennett, G	34	1-3	1-2	8	2	4	Hornsby, G	28	3-5	2-2	1	1	10
Hargrow	12	4-4	1-2	0	0	9	Moye	13	1-4	0-0	4	2	2
Burleson	21	1-3	0-0	3	4	3	Leach	8	3-4	2-2	4	0	8
Bauer	14	4-6	0-0	0	2	11	Perry	10	0-1	0-0	1	0	0
TEAM				2			Newton	19	3-8	3-4	7	1	9
Totals	200	32-58	16-24	29	15	88	Totals	200	24-59	16-24	41	14	74

Halftime: Minnesota 37, IU 48 **3-Pt Goals:** Minn - 8-19 (Rickert 2-4, Rychart 0-2, Fleming 1-5, Bennett 1-3, Burleson 1-1, Bauer 3-4) IU - 10-24 (Jeffries 0-1, Fife 3-6, Coverdale 5-11, Hornsby 2-4, Moye 0-1, Perry 0-1)
Turnovers: Minnesota 8, IU 17 **Personal Fouls:** Minnesota 19, IU 21
Technical: IU - bench **Fouled Out:** IU - Newton **Att:** 14,492

MINNESOTA	86	Game 21
Iowa	78	February 9, 2002 Carver Hawkeye Arena Iowa City, Iowa
Attendance: 15,500		

Recap: Utilizing a 20-2 run to open the second half, along with 23 points and five rebounds by Rick Rickert, the Minnesota Golden Gophers downed the Iowa Hawkeyes, 86-78 in Iowa City, Iowa. The win marked Minnesota's fourth consecutive, as the Golden Gophers chalked up just their second road victory of the season. Rickert posted double figures for the seventh consecutive game, while Dusty Rychart added 15 points and 13 rebounds for his fifth double-double of the season and 19th of his career. Rychart has scored in double figures in eight straight games.

Minnesota	Min	FG-A	FT-A	R	A	Pt	Iowa	Min	FG-A	FT-A	R	A	Pt
Rickert, F	31	7-10	8-9	5	2	23	Worley, F	22	3-8	0-0	3	1	6
Rychart, F	38	5-8	4-6	13	4	15	Evans, F	38	1-6	3-6	16	2	5
Holman, C	24	3-6	2-5	2	0	8	Sonderleiter, C	14	2-5	3-3	2	1	7
Fleming, G	27	1-5	7-8	3	0	9	Pierce, G	16	0-3	0-2	0	2	0
Bennett, G	35	5-7	0-0	5	2	11	Recker, G	35	5-13	11-11	2	3	25
Hargrow	7	0-0	1-2	1	2	1	Leslie	2	0-0	0-0	1	0	0
Burleson	22	2-4	2-3	3	4	6	Hogan	22	2-6	5-7	0	5	10
Esselink	4	1-1	0-0	0	1	3	Reiner	8	0-3	0-0	3	1	0
Bauer	12	3-7	2-2	0	0	10	Boyd	23	4-8	0-0	1	1	10
TEAM				2			Henderson	15	3-4	5-8	3	0	13
Totals	200	27-48	26-35	34	15	86	Thompson	5	0-0	2-3	0	0	2
							TEAM				3		
							Totals	200	20-56	29-40	34	16	78

Halftime: Minnesota 36, UI 45 **3-Pt Goals:** Minn - 6-17 (Rickert 1-4, Rychart 1-1, Fleming 0-3, Bennett 1-1, Burleson 0-2, Esselink 1-1, Bauer 1-2) UI - 9-25 (Worley 0-2, Sonderleiter 0-2, Pierce 0-2, Recker 4-9, Hogan 1-3, Boyd 2-5, Henderson 2-2)
Turnovers: Minnesota 20, UI 18
Technical: none
Personal Fouls: Minnesota 26, UI 25
Fouled Out: Minn - Rychart, Burleson
Att: 15,500
Iowa - Worley

MINNESOTA	56	Game 22
Northwestern	58	February 13, 2002 Welsh-Ryan Arena Evanston, Ill.
Attendance: 3,613		

Recap: After winning four straight, the Golden Gophers lost 58-56 to Northwestern at Welsh-Ryan Arena in Evanston, Ill. The Gophers were led by Rick Rickert's 17 points and 10 rebounds. Rickert had 13 points and eight rebounds in the first half. Dusty Rychart added 16 points and six rebounds. It was Rychart's ninth consecutive game in double figures and Rickert's eighth straight. It was also Rickert's second double-double of his career after posting 14 points and 10 rebounds versus Eastern Washington on Nov. 24.

Minnesota	Min	FG-A	FT-A	R	A	Pt	Northwestern	Min	FG-A	FT-A	R	A	Pt
Rickert, F	38	5-11	5-6	10	2	17	Blake, F	40	4-16	3-4	2	2	14
Rychart, F	32	7-10	0-0	6	1	32	Hardy, F	40	6-13	0-2	10	2	13
Holman, C	32	3-5	0-2	3	4	6	Jennings, C	13	4-7	0-0	1	0	8
Fleming, G	27	2-6	1-2	1	4	6	Young, G	36	5-10	0-3	8	4	12
Bennett, G	18	1-2	0-0	3	1	2	Drayton, G	28	1-5	2-2	4	2	4
Robinson	3	0-0	0-0	1	1	0	Vukusic	10	0-1	0-0	0	2	0
Hargrow	7	0-1	0-0	2	0	0	Long	13	1-3	0-0	0	2	3
Burleson	24	2-5	0-0	3	4	5	Burke	20	1-3	2-2	2	1	4
Esselink	3	0-0	0-0	0	0	0	TEAM				4		
Bauer	16	2-6	0-0	3	0	4	Totals	200	22-58	7-13	31	15	58
TEAM				4									
Totals	200	22-46	6-10	36	17	56							

Halftime: Minnesota 29, NU 28 **3-Pt Goals:** Minn - 6-19 (Rickert 2-6, Rychart 2-2, Fleming 1-4, Bennett 0-1, Burleson 1-4, Bauer 0-2) NU - 7-27 (Blake 3-12, Hardy 1-3, Jennings 0-1, Young 2-4, Drayton 0-3, Long 1-3, Burke 0-1)
Turnovers: Minnesota 17, NU 9
Technical: none
Personal Fouls: Minnesota 18, NU 16
Fouled Out: none
Att: 3,613

MINNESOTA	62	Game 23
Wisconsin	67	February 16, 2002 Williams Arena Minneapolis, Minn.
Attendance: 14,854		

Recap: Wisconsin went on a 21-7 run over the final five minutes to lead the Badgers to a 67-62 win over Minnesota this afternoon at Williams Arena. Kirk Penney scored 28 of his 30 points in the second half to end the Golden Gophers' eight-game home winning streak. The attendance of 14,854 was the largest crowd of the year at Williams Arena. Minnesota was led by Jerry Holman, who tied a career-high with 17 points on 7-of-10 shooting. Rick Rickert added 12 points and a career-high five assists. Dusty Rychart was held under 10 points for the first time in 10 games with just eight points.

Minnesota	Min	FG-A	FT-A	R	A	Pt	Wisconsin	Min	FG-A	FT-A	R	A	Pt
Rickert, F	30	5-15	1-2	5	5	12	Penney, F	34	9-13	6-7	5	1	30
Rychart, F	30	4-6	0-0	8	4	8	Wills, F	27	1-4	0-2	2	1	2
Holman, C	27	7-10	3-6	3	0	17	Mader, C	16	2-4	2-2	3	1	6
Fleming, G	14	2-5	0-0	3	4	6	Davis, G	34	3-7	3-5	8	7	9
Bennett, G	29	1-1	0-0	4	0	2	Harris, G	37	3-9	3-3	2	2	11
Robinson	6	0-1	0-0	1	2	0	Hanson	0+	0-0	0-0	0	0	0
Hargrow	18	2-4	2-2	2	2	6	Owens	15	1-4	0-0	2	0	3
Burleson	21	1-6	0-0	0	3	2	Plank	4	0-1	0-0	0	0	0
Esselink	6	1-2	0-0	0	0	2	Wilkinson	33	2-9	2-2	5	2	6
Bauer	19	3-4	0-0	5	0	7	TEAM				2		
TEAM				3			Totals	200	21-51	16-21	29	14	67
Totals	200	26-54	6-10	34	20	62							

Halftime: Minnesota 34, WI 29 **3-Pt Goals:** Minn - 4-18 (Rickert 1-6, Rychart 0-1, Fleming 2-3, Robinson 0-1, Burleson 0-4, Bauer 1-2) WI - 9-23 (Penney 6-9, Wills 0-2, Davis 0-2, Harris 2-6, Owens 1-2, Wilkinson 0-2)
Turnovers: Minnesota 14, WI 11
Technical: none
Personal Fouls: Minnesota 20, WI 14
Fouled Out: WI - Mader
Att: 14,854

MINNESOTA	55	Game 24
Michigan State	74	February 21, 2002 Breslin Center East Lansing, Mich.
Attendance: 14,854		

Recap: For the first time this season, the Golden Gophers have dropped three straight games, following a 74-55 loss in East Lansing, Mich. to the Spartans. Seniors Dusty Rychart and Kerwin Fleming led the way for Minnesota, scoring 13 points apiece. Rychart was 6-of-9 from the field, while grabbing a team-high six rebounds. Fleming was 6-of-9 from the free-throw line. Rychart has scored in double figures in 10 of his last 11 games. Adam Ballinger paced the Spartans with 20 points and nine rebounds, while Chris Hill and Marcus Taylor added 15 and 11 points, respectively.

Minnesota	Min	FG-A	FT-A	R	A	Pt	Michigan State	Min	FG-A	FT-A	R	A	Pt
Rickert, F	29	2-6	1-3	2	1	5	Anagnone, F	22	1-2	2-2	6	1	4
Rychart, F	30	6-9	1-1	6	2	13	Ballinger, F	33	7-12	4-4	9	1	20
Holman, C	15	3-4	0-1	2	1	6	Taylor, G	31	2-11	6-6	1	6	11
Fleming, G	26	3-7	6-9	2	1	13	Hill, G	35	5-12	2-2	3	5	15
Bennett, G	26	2-7	0-0	4	0	4	Anderson, G	26	3-3	2-6	4	3	8
Robinson	2	0-0	0-0	0	0	0	Alexander	0+	0-0	0-0	0	0	0
Hargrow	13	1-4	0-0	0	2	2	Ishbia	0+	0-0	0-0	0	1	0
Burleson	24	2-4	0-0	2	3	5	Torbert	23	1-5	3-3	3	2	5
Esselink	8	2-3	1-2	1	0	6	Boqrakos	7	1-1	0-0	3	0	2
Bauer	27	0-6	0-0	2	1	0	Andreas	20	2-2	1-2	1	1	5
TEAM				5			Westrick	3	2-2	0-0	0	0	4
Totals	200	21-50	9-16	25	12	55	TEAM				2		
							Totals	200	24-50	20-25	34	20	74

Halftime: Minnesota 29, MSU 32 **3-Pt Goals:** Minn - 4-18 (Rickert 0-2, Bennett 0-4, Fleming 1-3, Hargrow 0-2, Burleson 2-3, Esselink 1-2, Bauer 0-2) MSU - 6-19 (Ballinger 2-3, Taylor 1-7, Hill 3-7, Torbert 0-2)
Turnovers: Minnesota 12, MSU 11
Technical: none
Personal Fouls: Minnesota 22, MSU 17
Fouled Out: MN - Burleson, Fleming
Att: 14,759

MINNESOTA	68	Game 25
Penn State	64	February 23, 2002 Bryce Jordan Center State College, Pa.
Attendance: 10,317		

Recap: Minnesota survived a scare from last-place Penn State but prevailed 68-64 in State College, Pa. The Gophers found a way to win after seeing two 10-point second half leads disappear. Due to foul trouble and tough PSU defense, Rick Rickert was held to one point in the second half after scoring 13 in the first half. Travarus Bennett and Michael Bauer picked up the slack by tallying 14 and 10 points respectively. All of Bauer's points came in the second stanza and Bennett lead the team with nine rebounds. Kevin Burleson tied a season-high with five steals and also dished out six assists.

Minnesota	Min	FG-A	FT-A	R	A	Pt	Penn State	Min	FG-A	FT-A	R	A	Pt
Rickert, F	28	5-11	4-6	4	0	14	Tate, F	31	3-8	4-6	0	1	13
Rychart, F	21	2-5	2-2	1	2	6	Jagla, F	35	2-7	3-3	10	0	8
Holman, C	18	3-9	1-4	6	1	7	Smith, F	21	3-6	4-4	5	3	10
Fleming, G	30	2-5	1-2	3	2	6	Krimmel, G	4	1-1	0-1	1	0	2
Bennett, G	28	4-6	3-4	9	2	14	Crenshaw, G	1	0-0	0-0	0	0	0
Robinson	2	0-0	0-0	0	0	0	Watkins	24	2-8	1-2	2	3	7
Hargrow	9	0-3	0-0	1	0	0	Chambliss	35	2-9	4-4	+5	2	10
Burleson	30	2-3	2-2	3	6	6	Fellows	2	0-0	0-0	0	0	0
Esselink	11	2-4	0-0	0	1	5	Vossekuil	19	3-5	1-1	0	0	8
Bauer	23	3-10	2-2	5	1	10	Tielsch	11	1-3	0-2	3	2	2
TEAM	6						Egekeze	13	1-1	1-2	3	0	3
Totals	200	23-56	15-22	38	15	68	McDougald	4	0-1	1-5	0	0	1
							TEAM	2					
							Totals	200	18-50	19-30	31	11	64

Halftime: Minnesota 32, PSU 35 **3-Pt Goals:** Minn - 7-17 (Rickert 0-3, Bennett 3-4, Fleming 1-2, Esselink 1-2, Bauer 2-6) PSU - 9-26 (Tate 3-7, Jagla 1-3, Smith 0-2, Watkins 2-3, Chambliss 2-2, Vossekuil 1-2, Tielsch 0-2)

Turnovers: Minnesota 18, PSU 20
Technical: none

Personal Fouls: Minnesota 25, PSU 20
Fouled Out: MN - Rychart, PSU - Watkins
Att: 10,317

MINNESOTA	69	Game 26
Northwestern	51	February 27, 2002 Williams Arena Minneapolis, Minn.
Attendance: 13,018		

Recap: The Golden Gophers used an 11-4 second-half run to secure their ninth Big Ten victory of the season downing Northwestern 69-51 at Williams Arena. Junior forward Michael Bauer came off the bench and was a perfect 6-of-6 from the field and 2-of-2 from the free-throw line for 17 points. Minnesota is now 13-3 when Bauer reaches double figures. Minnesota's Travarus Bennett had an outstanding all-around game, scoring 16 points with seven rebounds, six steals and five assists, as nine different Golden Gophers scored in the victory. Bennett tied a career-high with his six steals.

Minnesota	Min	FG-A	FT-A	R	A	Pt	Northwestern	Min	FG-A	FT-A	R	A	Pt
Rickert, F	27	3-8	1-3	7	2	8	Blake, F	39	5-10	2-3	7	2	14
Rychart, F	24	4-7	1-2	3	0	9	Hardy, F	35	2-9	2-2	4	1	6
Holman, C	26	2-3	0-0	5	1	4	Jennings, C	20	2-8	0-0	0	0	4
Fleming, G	31	2-5	0-0	5	1	6	Young, G	28	6-20	4-5	4	4	16
Bennett, G	34	5-8	4-5	7	5	16	Drayton, G	33	0-5	1-2	5	0	1
Robinson	2	0-1	2-2	1	0	2	Soltau	2	0-1	0-0	1	0	0
Hokenson	2	0-1	0-0	0	0	0	Jenkins	2	0-0	0-0	2	0	0
Hargrow	12	1-2	0-0	0	2	2	Long	13	0-2	2-3	0	0	2
Burleson	14	1-3	2-2	3	2	5	Burke	27	2-5	2-2	4	2	8
Bolden	1	0-1	0-0	1	0	0	Duvancic	1	0-0	0-0	0	0	0
Lorang	2	0-1	0-0	0	0	0	TEAM	6					
Esselink	4	0-2	0-0	1	0	0	Totals	200	17-60	13-17	33	9	51
Chall	1	0-0	0-0	0	0	0							
Bauer	20	6-6	2-2	4	1	17							
TEAM	2												
Totals	200	24-48	12-16	39	14	69							

Halftime: Minnesota 26, NU 18 **3-Pt Goals:** Minn - 9-19 (Rickert 1-3, Rychart 0-1, Fleming 2-4, Bennett 2-3, Hokenson 0-1, Burleson 1-2, Lorang 0-1, Esselink 0-1, Bauer 3-3) NU - 4-25 (Blake 2-7, Hardy 0-4, Young 0-4, Drayton 0-2, Soltau 0-1, Long 0-2, Burke 2-5)

Turnovers: Minnesota 18, NU 12
Technical: none

Personal Fouls: Minnesota 15, NU 13
Fouled Out: none
Att: 13,018

MINNESOTA	66	Game 27
Illinois	67	March 3, 2002 Williams Arena Minneapolis, Minn.
Attendance: 14,612		

Recap: Illinois scored the final 10 points of the game to escape Williams Arena with a 67-66 win over Minnesota. Frank Williams converted a running jumper with 2.9 seconds remaining to claim the win and a share of the Big Ten regular season championship. With 20 seconds left, Williams stole the ball from Kerwin Fleming in the backcourt which led to a Bradford trey to make the score 66-65. On the ensuing inbounds, Kevin Burleson was trapped and turned the ball over after an errant pass to Dusty Rychart, giving the Illini the ball back with seven seconds left. Williams then sealed the game with his running layup.

Minnesota	Min	FG-A	FT-A	R	A	Pt	Illinois	Min	FG-A	FT-A	R	A	Pt
Rickert, F	29	6-13	3-4	7	2	18	Head, F	10	0-2	0-0	0	0	0
Rychart, F	32	1-6	2-2	7	3	4	Cook, F	37	8-11	6-6	11	1	22
Holman, C	24	4-12	1-2	2	0	9	Archibald, C	29	1-1	6-12	7	2	8
Fleming, G	32	3-11	1-2	3	2	8	Bradford, G	36	6-10	2-2	4	3	19
Bennett, G	35	5-11	2-2	8	4	15	Williams, G	39	5-13	0-0	6	3	12
Hargrow	4	0-2	0-0	0	1	0	Johnson	22	1-4	0-0	5	2	3
Burleson	19	1-4	0-0	3	2	2	Harrington	20	1-4	0-0	0	3	3
Esselink	1	0-0	0-0	0	0	0	Powell	2	0-0	0-0	0	0	0
Bauer	24	4-10	0-0	3	0	10	Smith	5	0-1	0-0	1	1	0
TEAM	6						TEAM	2					
Totals	200	24-69	9-12	39	14	66	Totals	200	22-46	14-20	36	15	67

Halftime: Minnesota 35, IL 33 **3-Pt Goals:** Minn - 9-25 (Rickert 3-5, Fleming 1-6, Bennett 3-5, Hargrow 0-1, Burleson 0-3, Bauer 2-5) IL - 9-23 (Head 0-1, Bradford 5-8, Williams 2-6, Johnson 1-4, Harrington 1-4)

Turnovers: Minnesota 13, IL 20
Technical: Minn - bench

Personal Fouls: Minnesota 16, IL 15
Fouled Out: MN - Rickert
Att: 14,612

MINNESOTA	84	Game 28
Penn State	60	March 7, 2002 Conseco Fieldhouse Indianapolis, Ind.
Attendance: 18,418		

Recap: The Golden Gophers never trailed en route to an 84-60 win over Penn State in the opening round of the Big Ten Tournament in Indianapolis. Dusty Rychart posted one of his strongest performances of the season with a season-high 23 points. He scored 17 in the second half and converted 11-of-12 field goals overall. Big Ten Freshman Of The Year Rick Rickert added 21 points on 9-of-12 shooting. Kevin Burleson scored 16 points and Jerry Holman 10. Minnesota won a Big Ten Tournament game for the first time since 1998 when it reached the semifinals. The Gophers improved to 3-0 against the PSU this year.

Minnesota	Min	FG-A	FT-A	R	A	Pt	Penn State	Min	FG-A	FT-A	R	A	Pt
Rickert, F	28	9-12	1-2	6	3	21	Jagla, F	19	3-6	0-0	3	0	6
Rychart, F	26	11-12	0-0	5	2	23	Smith, F	30	3-8	4-4	8	1	10
Holman, C	27	5-5	0-2	6	2	10	Tate, G	31	2-6	0-0	3	2	5
Fleming, G	21	0-3	3-5	2	2	3	Watkins, G	27	5-16	0-0	3	4	12
Bennett, G	31	1-4	2-3	9	1	4	Chambliss, G	36	6-17	0-0	4	3	16
Robinson	2	1-1	0-0	0	0	2	Krimmel	12	1-1	0-0	0	1	3
Hokenson	1	0-0	0-0	0	1	0	Fellows	15	2-2	0-1	0	0	4
Hargrow	8	0-3	1-2	0	0	1	Vossekuil	5	0-0	0-0	2	0	0
Burleson	27	5-9	3-4	2	1	16	Tielsch	9	1-3	0-0	3	2	2
Bolden	1	0-0	0-0	0	0	0	Egekeze	7	0-1	2-2	3	0	2
Lorang	1	1-4	0-0	2	0	2	McDougald	8	0-1	0-3	1	0	0
Esselink	8	1-1	0-0	0	2	2	Crenshaw	1	0-1	0-0	0	0	0
Chall	1	0-0	0-0	1	0	0	TEAM	4					
Bauer	18	0-7	0-0	2	1	0	Totals	200	23-62	6-10	34	13	60
TEAM	6												
Totals	200	34-61	10-18	41	15	84							

Halftime: Minnesota 38, PSU 23 **3-Pt Goals:** Minn - 6-15 (Rickert 2-2, Rychart 1-1, Fleming 0-2, Bennett 0-2, Hargrow 0-1, Burleson 3-3, Lorang 0-1, Bauer 0-3) PSU - 8-27 (Smith 0-1, Tate 1-4, Watkins 2-6, Chambliss 4-13, Krimmel 1-1, Tielsch 0-1, Crenshaw 0-1)

Turnovers: Minnesota 12, PSU 17
Technical: none

Personal Fouls: Minnesota 15, PSU 19
Fouled Out: none
Att: 18,418

MINNESOTA	76	Game 29
Illinois	92	March 7, 2002 Conseco Fieldhouse Indianapolis, Ind.
Attendance: 18,996		

Recap: Illinois shot a sizzling 62 percent from the field to defeat Minnesota 92-76 in the quarterfinals of the Big Ten Tournament at Conseco Fieldhouse in Indianapolis. Minnesota never led in the game, falling behind 46-36 at the half. The Golden Gophers trimmed the lead to nine points in the second half but couldn't pull any closer. Dusty Rychart led Minnesota, posting his sixth double-double of the year with 23 points and 10 rebounds. Rychart scored 46 points and shot 19-of-27 in Minnesota's two tournament games. Travarus Bennett added 11 points and Rick Rickert 10.

Minnesota	Min	FG-A	FT-A	R	A	Pt	Illinois	Min	FG-A	FT-A	R	A	Pt
Rickert, F	30	3-8	3-5	0	4	10	Cook, F	25	4-7	2-2	3	0	13
Rychart, F	33	8-15	6-6	10	1	23	Archibald, C	17	4-4	3-6	4	0	11
Holman, C	34	1-3	0-0	1	0	2	Head, G	19	0-2	3-4	0	1	3
Fleming, G	19	2-5	2-4	2	1	7	Bradford, G	33	8-11	4-6	4	4	25
Bennett, G	35	3-5	2-2	4	2	11	Williams, G	35	0-1	4-4	4	11	4
Robinson	3	1-2	0-0	0	0	2	Johnson	22	0-3	2-2	2	2	2
Hargrow	9	2-2	2-2	0	0	6	Ferguson	1	0-0	0-0	0	0	0
Burleson	28	3-8	3-5	1	4	10	Harrington	21	5-9	2-2	4	3	16
Esselink	8	1-1	1-2	0	0	3	Howard	1	0-0	0-0	0	0	0
Bauer	21	0-4	2-3	4	1	2	Krupalija	11	4-4	2-3	3	0	11
TEAM				7			Powell	3	0-1	0-0	1	0	0
Totals	200	24-53	21-29	24	13	76	Smith	12	3-3	1-2	4	1	7
							TEAM				4		
							Totals	200	28-45	23-31	34	22	92

Halftime: Minnesota 36, IL 46 **3-Pt Goals:** Minn - 7-20 (Rickert 1-4, Rychart 1-2, Fleming 1-4, Bennett 3-4, Robinson 0-1, Burleson 1-4, Bauer 0-1) IL - 13-23 (Cook 3-4, Head 0-1, Bradford 5-8, Williams 0-1, Johnson 0-2, Harrington 4-6, Krupalija 1-1)
Turnovers: Minnesota 12, IL 18 **Personal Fouls:** Minnesota 25, IL 26
Technical: IL - Archibald **Fouled Out:** Minn - Holman **Att:** 18,996

MINNESOTA	96	Game 30
New Mexico	62	March 13, 2002 Williams Arena Minneapolis, Minn.
Attendance: 4,097		

Recap: Travarus Bennett had a career night, scoring 23 points with 15 rebounds and five steals to lead Minnesota to a 96-62 victory over New Mexico in the first round of the NIT at Williams Arena. Minnesota outscored the Lobos 49-22 in the second half and limited New Mexico to just 22.2 percent from the field in the second half. Minnesota dominated the boards throughout the game, finishing with a 49-26 rebound advantage. Jerry Holman finished the game with a career-high 22 points and seven rebounds while Rick Rickert added 18 points.

Minnesota	Min	FG-A	FT-A	R	A	Pt	New Mexico	Min	FG-A	FT-A	R	A	Pt
Bennett, F	32	7-12	8-10	15	0	23	Williams, F	28	3-9	1-2	4	1	7
Rychart, F	22	2-7	1-2	1	2	5	Bell, C	16	0-1	0-1	0	0	0
Rickert, C	24	6-12	4-4	4	1	18	Carey, G	25	3-10	0-0	0	2	7
Burleson, G	28	0-0	2-2	4	6	2	Douglas, G	35	6-13	7-10	4	3	22
Fleming, G	28	3-6	0-0	3	0	7	Chatfield, G	34	5-10	7-11	3	1	19
Robinson	4	1-1	0-0	0	0	2	Lightfoot	24	1-6	0-0	1	1	3
Hokenson	2	0-0	0-0	1	0	0	Ashcraft	3	0-1	0-0	2	0	0
Hargrow	15	2-4	1-1	2	2	5	Kelly	6	1-1	0-1	0	0	2
Bolden	2	1-4	0-0	3	0	2	Dennehy	13	1-3	0-0	4	0	2
Lorang	2	0-1	0-0	0	1	0	Payne	16	0-1	0-0	4	2	0
Esselink	5	0-0	1-2	1	1	1	TEAM				4		
Chall	2	1-1	0-0	1	0	2	Totals	200	20-55	15-25	26	10	62
Holman	19	9-12	4-7	7	1	22							
Bauer	15	3-6	1-1	4	4	7							
TEAM				3									
Totals	200	35-66	22-29	49	18	96							

Halftime: Minnesota 47, NM 40 **3-Pt Goals:** Minn - 4-10 (Rickert 2-3, Bennett 1-3, Rychart 0-1, Fleming 1-2, Hargrow 0-1) NM - 7-23 (Carey 1-5, Chatfield 2-4, Douglas 3-6, Lightfoot 1-6, Ashcraft 0-1, Payne 0-1)
Turnovers: Minnesota 14, NM 16 **Personal Fouls:** Minnesota 21, NM 24
Technical: NM - Bell, Minn - Bauer **Fouled Out:** NM - Williams **Att:** 4,097

MINNESOTA	66	Game 31
Richmond	67	March 18, 2002 Williams Arena Minneapolis, Minn.
Attendance: 4,955		

Recap: Richmond made seven of eight free throws in the final minute to preserve a 67-66 win over Minnesota in the second round of the NIT at Williams Arena. The Golden Gophers end the season 18-13. Travarus Bennett ended his career with a 20-point, eight rebounds effort. Rychart finished with 15 points and seven boards while Rick Rickert had 12 points and nine rebounds. Minnesota dominated the boards throughout the game, holding a 44-31 advantage on the glass, including a 21-10 offensive rebound edge. However, the Golden Gophers shot just 37 percent from the field.

Minnesota	Min	FG-A	FT-A	R	A	Pt	Richmond	Min	FG-A	FT-A	R	A	Pt
Bennett, F	32	7-12	2-3	8	3	20	Ungerer, F	35	1-4	0-0	6	1	2
Rychart, F	23	7-10	0-1	7	0	15	Skroki, F	36	9-15	5-6	3	3	28
Rickert, C	36	3-13	5-8	9	1	12	Collins, C	20	1-6	1-2	5	1	3
Burleson, G	27	2-5	2-2	1	5	6	Myers, G	37	2-7	2-2	1	4	7
Fleming, G	24	1-6	4-4	1	2	7	Brown, G	37	4-12	2-3	2	3	10
Robinson	5	0-0	0-0	1	0	0	Dobbins	18	3-4	4-6	5	1	10
Hargrow	11	0-3	0-0	2	1	0	Faulconer	13	2-2	2-2	4	0	7
Esselink	5	0-3	0-0	1	0	0	O'Malley	4	0-1	0-2	0	0	0
Holman	22	2-7	0-0	8	1	4	TEAM				5		
Bauer	15	1-3	0-0	1	1	2	Totals	200	22-51	16-23	31	13	67
TEAM				5									
Totals	200	23-62	13-18	44	14	66							

Halftime: Minnesota 29, UR 29 **3-Pt Goals:** Minn - 7-25 (Bennett 4-8, Rychart 1-1, Rickert 1-4, Burleson 0-3, Fleming 1-4, Hargrow 0-1, Esselink 0-2, Bauer 0-2) UR - 7-21 (Ungerer, 0-3, Skroki 5-8, Myers 1-4, Brown 0-4, Faulconer 1-1, O'Malley 0-1)
Turnovers: Minnesota 15, UR 11 **Personal Fouls:** Minnesota 18, UR 17
Technical: none **Fouled Out:** UM - Burleson
UR - Collins, Faulconer **Att:** 4,955

University of Minnesota
 Minnesota Golden Gophers Season Schedule/Results & Leaders (as of May 06, 2002)
 All games

RECORD:	OVERALL	HOME	AWAY	NEUTRAL
ALL GAMES.....	(18-13)	(14-4)	(3-8)	(1-1)
CONFERENCE.....	(9-7)	(6-2)	(3-5)	(0-0)
NON-CONFERENCE.....	(9-6)	(8-2)	(0-3)	(1-1)

DATE	TIME	OPPONENT		SCORE	ATTEND	HIGH POINTS	HIGH REBOUNDS
11/17/01	4:05	MERCER BEARS	W	80-59	12534	(18)Bauer, Michael	(9)Rychart, Dusty
11/21/01	7:05 p.m.	NORTH CAROLINA-ASHEVILLE	W	92-65	12188	(19)Bauer, Michael	(7)Rychart, Dusty
11/24/01	7:05 p.m.	EASTERN WASHINGTON EAGLES	W	86-68	12533	(17)Bauer, Michael	(10)Rickert, Rick
11/27/01	9:30 pm	at Wake Forest	L	79-85	9227	(22)Rychart, Dusty	(13)Rychart, Dusty
12/1/01	1:05 p.m.	UT-PAN AMERICAN BRONCS	W	89-72	12110	(19)Bennett, Travarus	(6)Rychart, Dusty
						(6)Fleming, Kerwin	
12/4/01	7:05 p.m.	UNC-WILMINGTON SEAHAWKS	L	50-58	12069	(13)Rickert, Rick	(6)Rickert, Rick
12/07/01	7:30 p.m.	at Georgia Bulldogs	L	55-77	7158	(10)Rychart, Dusty	(11)Rychart, Dusty
12/10/01	6:00 p.m.	OREGON DUCKS	W	75-72	12610	(28)Rickert, Rick	(9)Rickert, Rick
12/13/01	7:05 p.m.	MARYLAND-EASTERN SHORE HAWKS	W	95-48	12155	(17)Rychart, Dusty	(10)Rychart, Dusty
12/22/01	7:05 p.m.	NEBRASKA CORNHUSKERS	W	81-72	13435	(18)Rychart, Dusty	(9)Rychart, Dusty
12/30/01	3:15 pm	at Texas Tech	L	60-80	14232	(20)Rychart, Dusty	(10)Bennett, Travarus
01/02/02	7:00 pm	* at University of Illinois	L	53-76	16500	(16)Bauer, Michael	(7)Bennett, Travarus
1/5/02	3:30 p.m.	* MICHIGAN STATE SPARTANS	W	70-67	13696	(16)Holman, Jerry	(5)Rychart, Dusty
1/9/02	7:00 p.m.	* MICHIGAN WOLVERINES	W	90-82	13172	(19)Burlleson, Kevin	(7)Rychart, Dusty
						(19)Rychart, Dusty	(7)Bauer, Michael
01/12/02	2:30 PM EST	* at Purdue	W	87-71	12488	(24)Burlleson, Kevin	(7)Rickert, Rick
						(24)Rickert, Rick	
1/16/02	7:00PM CST	* at Wisconsin	L	64-73	16363	(17)Rychart, Dusty	(10)Rychart, Dusty
01/19/02	4:30pm	* at Michigan	L	69-71	11603	(17)Bauer, Michael	(9)Rychart, Dusty
1/26/02	3:30 p.m.	* OHIO STATE BUCKEYES	W	89-71	13838	(21)Bennett, Travarus	(7)Bennett, Travarus
01/30/02	07:00 PM	* PENN STATE NITTANY LIONS	W	94-70	13130	(26)Rickert, Rick	(8)Holman, Jerry
2/2/02	3:30 p.m.	* INDIANA HOOSIERS	W	88-74	14492	(27)Rickert, Rick	(8)Bennett, Travarus
2/9/02	2:05 p.m.	* at Iowa Hawkeyes	W	86-78	15500	(23)Rickert, Rick	(13)Rychart, Dusty
02/13/02	7:00 pm	* at Northwestern	L	56-58	3613	(17)RICKERT, Rick	(10)RICKERT, Rick
2/16/02	1:30 p.m.	* WISCONSIN BADGERS	L	62-67	14854	(17)Holman, Jerry	(8)Rychart, Dusty
2/21/02	7:00 p.m.	* at Michigan State	L	55-74	14759	(13)Rychart, Dusty	(6)Rychart, Dusty
						(13)Fleming, Kerwin	
2/23/02	12:15 p.m.	* at Penn State	W	68-64	10317	(14)Rickert, Rick	(9)Bennett, Travarus
						(14)Bennett, Travarus	
2/27/02	7:00 p.m.	* NORTHWESTERN	W	69-51	13018	(17)Bauer, Michael	(7)Rickert, Rick
							(7)Bennett, Travarus
3/3/02	3:00 p.m.	* UNIVERSITY OF ILLINOIS	L	66-67	14612	(18)Rickert, Rick	(8)Bennett, Travarus
3/7/02	6:10 p.m.	vs Penn State Nittany Lions	W	84-60	18418	(23)Rychart, Dusty	(9)Bennett, Travarus
3/8/02	8:10 p.m.	vs University of Illinois	L	76-92	18996	(23)Rychart, Dusty	(10)Rychart, Dusty
3/13/02	7 p.m.	NEW MEXICO LOBOS	W	96-62	4097	(23)Bennett, Travarus	(15)Bennett, Travarus
3/18/02	7 p.m.	RICHMOND	L	66-67	4955	(20)Bennett, Travarus	(9)Rickert, Rick

* - Conference game

ATTENDANCE SUMMARY	GAMES	TOTALS	AVG/GAME
HOME.....	18	219498	12194
AWAY.....	11	131760	11978
NEUTRAL.....	2	37414	18707
TOTAL.....	31	388672	12538

University of Minnesota
Minnesota Golden Gophers Combined Team Statistics (as of May 06, 2002)
Conference games

RECORD:	OVERALL	HOME	AWAY	NEUTRAL
ALL GAMES.....	(9-7)	(6-2)	(3-5)	(0-0)
CONFERENCE.....	(9-7)	(6-2)	(3-5)	(0-0)
NON-CONFERENCE.....	(0-0)	(0-0)	(0-0)	(0-0)

## Player	GP-GS	Min--Avg	---TOTAL---		---3-PTS---		---REBOUNDS---													
			FG-FGA	Pct	3FG-FGA	Pct	FT-FTA	Pct	Off	Def	Tot	Avg	PF	FO	A	TO	Blk	Stl	Pts	Avg
04 Rickert, Rick.....	16-16	455 28.4	85-163	.521	22-57	.386	56-78	.718	25	55	80	5.0	50	2	24	38	20	9	248	15.5
45 Rychart, Dusty.....	16-16	487 30.4	79-142	.556	4-17	.235	27-35	.771	40	59	99	6.2	42	2	36	46	4	13	189	11.8
41 Bauer, Michael.....	16-6	364 22.8	60-125	.480	24-57	.421	14-19	.737	15	35	50	3.1	29	0	20	26	12	7	158	9.9
40 Holman, Jerry.....	16-10	364 22.8	63-110	.573	0-0	.000	15-30	.500	10	42	52	3.3	43	0	18	21	26	3	141	8.8
21 Bennett, Travarus..	16-16	454 28.4	41-77	.532	16-32	.500	32-39	.821	30	60	90	5.6	44	0	33	21	13	37	130	8.1
15 Fleming, Kerwin....	16-10	404 25.3	34-91	.374	16-45	.356	32-52	.615	7	32	39	2.4	39	3	27	37	0	14	116	7.3
12 Burleson, Kevin....	16-6	388 24.3	30-76	.395	11-41	.268	28-35	.800	8	29	37	2.3	37	3	68	31	6	20	99	6.2
11 Hargrow, Maurice...	15-0	147 9.8	17-36	.472	1-6	.167	13-18	.722	5	9	14	0.9	12	0	11	12	0	2	48	3.2
31 Esselink, Steve....	15-0	86 5.7	11-20	.550	5-10	.500	1-2	.500	4	2	6	0.4	12	0	8	11	0	4	28	1.9
30 Lorang, Justin.....	3-0	8 2.7	2-4	.500	0-2	.000	1-2	.500	0	0	0	0.0	0	0	0	0	0	1	5	1.7
24 Bolden, Tyree.....	2-0	3 1.5	1-2	.500	0-0	.000	0-0	.000	2	1	3	1.5	1	0	0	0	0	0	2	1.0
3 Robinson, Aaron....	10-0	31 3.1	0-3	.000	0-2	.000	2-3	.667	0	5	5	0.5	5	0	3	4	0	3	2	0.2
5 Hokenson, Wade....	3-0	5 1.7	0-1	.000	0-1	.000	0-0	.000	0	1	1	0.3	0	0	1	0	0	1	0	0.0
35 Chall, Randy.....	3-0	4 1.3	0-1	.000	0-0	.000	0-0	.000	0	1	1	0.3	0	0	0	0	0	0	0	0.0
TEAM.....																				
Total.....	16	3200	423-851	.497	99-270	.367	221-313	.706	174	356	530	33.1	314	10	249	249	81	114	1166	72.9
Opponents.....	16	3200	356-876	.406	122-363	.336	280-378	.741	204	303	507	31.7	299	-	228	231	45	115	1114	69.6

TEAM STATISTICS	MINN	OPP	DATE	OPPONENT	W/L	SCORE	ATTEND
SCORING.....	1166	1114	*01/02/02	at University of Illinois	L	53-76	16500
Points per game.....	72.9	69.6	*1/5/02	MICHIGAN STATE SPARTANS	W	70-67	13696
Scoring margin.....	+3.3	-	*1/9/02	MICHIGAN WOLVERINES	W	90-82	13172
FIELD GOALS-ATT.....	423-851	356-876	*01/12/02	at Purdue	W	87-71	12488
Field goal pct.....	.497	.406	*1/16/02	at Wisconsin	L	64-73	16363
3 POINT FG-ATT.....	99-270	122-363	*01/19/02	at Michigan	L	69-71	11603
3-point FG pct.....	.367	.336	*1/26/02	OHIO STATE BUCKEYES	W	89-71	13838
3-pt FG made per game..	6.2	7.6	*01/30/02	PENN STATE NITTANY LIONS	W	94-70	13130
FREE THROWS-ATT.....	221-313	280-378	*2/2/02	INDIANA HOOSIERS	W	88-74	14492
Free throw pct.....	.706	.741	*2/9/02	at Iowa Hawkeyes	W	86-78	15500
REBOUNDS.....	530	507	*02/13/02	at Northwestern	L	56-58	3613
Rebounds per game.....	33.1	31.7	*2/16/02	WISCONSIN BADGERS	L	62-67	14854
Rebounding margin.....	+1.4	-	*2/21/02	at Michigan State	L	55-74	14759
ASSISTS.....	249	228	*2/23/02	at Penn State	W	68-64	10317
Assists per game.....	15.6	14.3	*2/27/02	NORTHWESTERN	W	69-51	13018
TURNOVERS.....	249	231	*3/3/02	UNIVERSITY OF ILLINOIS	L	66-67	14612
Turnovers per game.....	15.6	14.4					
Turnover margin.....	-1.1	-					
Assist/turnover ratio..	1.0	1.0					
STEALS.....	114	115					
Steals per game.....	7.1	7.2					
BLOCKS.....	81	45					
Blocks per game.....	5.1	2.8					
WINNING STREAK.....	0	-					
Home win streak.....	0	-					
ATTENDANCE.....	110812	101143					
Home games-Avg/Game....	8-13852	8-12643					
Neutral site-Avg/Game..	-	0-0					

SCORE BY PERIODS:	1st	2nd	Total
Minnesota Golden Gophers.....	543	623	- 1166
Opponents.....	535	579	- 1114

University of Minnesota
 Minnesota Golden Gophers Team Game-by-Game (as of May 06, 2002)
 All games

TEAM STATISTICS

Opponent	Date	Score	W/L	---TOTAL---		--3-PTRS--		---REBOUNDS---				PF	A	TO	Blk	Stl	Pts---Avg			
				FG-FGA	Pct	3FG-FGA	Pct	FT-FTA	Pct	Off	Def							Tot	Avg	
MERCER BEARS	11/17/01	80-59	W	28-69	.406	9-29	.310	15-24	.625	20	26	46	46.0	21	19	10	5	10	80	80.0
NORTH CAROLINA-ASHEVI	11/21/01	92-65	W	39-74	.527	6-17	.353	8-11	.727	20	19	39	42.5	13	26	12	4	15	92	86.0
EASTERN WASHINGTON EA	11/24/01	86-68	W	30-55	.545	9-21	.429	17-28	.607	10	23	33	39.3	20	21	17	10	12	86	86.0
at Wake Forest	11/27/01	79-85	L	30-73	.411	9-26	.346	10-12	.833	20	21	41	39.8	23	9	11	2	7	79	84.2
UT-PAN AMERICAN BRONC	12/1/01	89-72	W	29-61	.475	8-17	.471	23-27	.852	14	23	37	39.2	20	16	16	8	11	89	85.2
UNC-WILMINGTON SEAHAW	12/4/01	50-58	L	19-52	.365	7-20	.350	5-9	.556	10	26	36	38.7	19	11	16	12	5	50	79.3
at Georgia Bulldogs	12/07/01	55-77	L	19-66	.288	4-24	.167	13-20	.650	21	26	47	39.9	17	7	20	6	7	55	75.9
OREGON DUCKS	12/10/01	75-72	W	26-65	.400	6-24	.250	17-23	.739	15	20	35	39.2	14	13	9	2	9	75	75.8
MARYLAND-EASTERN SHOR	12/13/01	95-48	W	32-58	.552	9-19	.474	22-28	.786	13	29	42	39.6	15	25	13	6	9	95	77.9
NEBRASKA CORNHUSKERS	12/22/01	81-72	W	29-60	.483	9-25	.360	14-21	.667	14	19	33	38.9	19	18	11	3	11	81	78.2
at Texas Tech	12/30/01	60-80	L	22-73	.301	6-29	.207	10-15	.667	18	23	41	39.1	28	16	11	1	4	60	76.5
at University of Illi	01/02/02	53-76	L	22-54	.407	3-13	.231	6-11	.545	10	18	28	38.2	19	14	17	4	6	53	74.6
MICHIGAN STATE SPARTA	1/5/02	70-67	W	22-49	.449	5-16	.313	21-29	.724	7	19	26	37.2	17	12	11	8	8	70	74.2
MICHIGAN WOLVERINES	1/9/02	90-82	W	34-49	.694	8-13	.615	14-20	.700	7	25	32	36.9	19	17	23	7	5	90	75.4
at Purdue	01/12/02	87-71	W	31-52	.596	8-16	.500	17-22	.773	7	22	29	36.3	17	16	19	1	9	87	76.1
at Wisconsin	1/16/02	64-73	L	25-55	.455	3-17	.176	11-18	.611	14	27	41	36.6	25	11	20	4	3	64	75.4
at Michigan	01/19/02	69-71	L	24-55	.436	6-17	.353	15-20	.750	14	21	35	36.5	17	15	16	1	6	69	75.0
OHIO STATE BUCKEYES	1/26/02	89-71	W	30-50	.600	9-15	.600	20-24	.833	6	21	27	36.0	19	18	11	8	5	89	75.8
PENN STATE NITTANY LI	01/30/02	94-70	W	36-58	.621	4-11	.364	18-24	.750	15	23	38	36.1	20	24	12	4	9	94	76.7
INDIANA HOOSIERS	2/2/02	88-74	W	32-58	.552	8-19	.421	16-24	.667	6	23	29	35.8	19	15	8	7	11	88	77.3
at Iowa Hawkeyes	2/9/02	86-78	W	27-48	.563	6-17	.353	26-35	.743	10	24	34	35.7	26	15	20	4	9	86	77.7
at Northwestern	02/13/02	56-58	L	22-46	.478	6-19	.316	6-10	.600	12	24	36	35.7	18	17	17	10	6	56	76.7
WISCONSIN BADGERS	2/16/02	62-67	L	26-54	.481	4-18	.222	6-10	.600	8	26	34	35.6	20	20	14	3	4	62	76.1
at Michigan State	2/21/02	55-74	L	21-50	.420	4-18	.222	9-16	.563	10	15	25	35.2	22	12	12	1	6	55	75.2
at Penn State	2/23/02	68-64	W	23-56	.411	7-17	.412	15-22	.682	14	24	38	35.3	25	15	18	4	11	68	74.9
ORTHWESTERN	2/27/02	69-51	W	24-48	.500	9-19	.474	12-16	.750	11	28	39	35.4	15	14	18	11	10	69	74.7
UNIVERSITY OF ILLINOI	3/3/02	66-67	L	24-69	.348	9-25	.360	9-12	.750	23	16	39	35.6	16	14	13	4	6	66	74.4
s Penn State Nittany	3/7/02	84-60	W	34-61	.557	6-15	.400	10-18	.556	8	33	41	35.8	15	15	12	3	11	84	74.7
s University of Illi	3/8/02	76-92	L	24-53	.453	7-20	.350	21-29	.724	7	17	24	35.3	25	13	11	1	8	76	74.8
NEW MEXICO LOBOS	3/13/02	96-62	W	35-66	.530	4-10	.400	22-29	.759	18	31	49	35.8	21	18	14	2	13	96	75.5
CHMOND	3/18/02	66-67	L	23-62	.371	7-25	.280	13-18	.722	21	23	44	36.1	18	14	15	4	6	66	75.2
Minnesota Golden Gophers		2330		842-1799	.468	205-591	.347	441-625	.706	403	715	1118	36.1	602	490	447	150	252	2330	75.2
Opponents		2151		704-1690	.417	236-674	.350	507-700	.724	374	654	1028	33.2	585	433	488	112	221	2151	69.4

Games played: 31
 Points/game: 75.2
 Pct: 46.8
 3 Pct: 34.7
 Pct: 70.6

Rebounds/game: 36.1
 Assists/game: 15.8
 Turnovers/game: 14.4
 Assist/turnover ratio: 1.1
 Steals/game: 8.1
 Blocks/game: 4.8

University of Minnesota

Minnesota Golden Gophers Game-by-Game Points-Rebounds-Assists (as of May 06, 2002)
All games

Opponent	Date	Score	1	3	5	11	12	15	21	24	30	
			WL RICKERT, R	ROBINSON,	HOKENSON,	HARGROW, M	BURLESON,	FLEMING, K	BENNETT, T	BOLDEN, TY	LORANG, JU	
MERCER BEARS	11/17/01	80-59	W	17- 6- 1	1- 3- 3	0- 0- 0	7- 1- 0	4- 3- 4	5- 1- 1	1- 1- 4	0- 0- 0	0- 1- 0
NORTH CAROLINA-ASHEVILLE	11/21/01	92-65	W	15- 4- 3	0- 0- 2	0- 0- 0	11- 2- 1	0- 2-11	6- 0- 1	11- 5- 1	1- 1- 0	4- 1- 0
EASTERN WASHINGTON EAGLES	11/24/01	86-68	W	14-10- 2	5- 0- 2	0- 0- 0	2- 3- 0	6- 2- 8	7- 2- 2	7- 3- 1	0- 0- 0	2- 0- 0
at Wake Forest	11/27/01	79-85	L	9- 5- 2	0- 0- 0	DNP	0- 0- 0	12- 0- 4	9- 1- 2	12- 7- 0	DNP	DNP
UT-PAN AMERICAN BRONCS	12/1/01	89-72	W	8- 5- 4	2- 0- 2	DNP	4- 3- 0	10- 3- 6	7- 6- 1	19- 4- 0	0- 0- 0	0- 0- 0
UNC-WILMINGTON SEAHAWKS	12/4/01	50-58	L	13- 6- 1	3- 2- 0	DNP	5- 1- 1	8- 2- 5	4- 5- 1	0- 0- 0	DNP	DNP
at Georgia Bulldogs	12/07/01	55-77	L	7- 7- 0	0- 1- 0	0- 1- 1	7- 3- 0	4- 0- 1	5- 4- 1	8- 6- 2	DNP	DNP
OREGON DUCKS	12/10/01	75-72	W	28- 9- 0	0- 0- 0	DNP	DNP	6- 1- 5	14- 3- 2	11- 5- 0	DNP	DNP
MARYLAND-EASTERN SHORE	12/13/01	95-48	W	5- 4- 1	0- 2- 4	0- 1- 0	DNP	5- 4- 8	8- 0- 1	16- 2- 2	0- 2- 0	2- 0- 0
NEBRASKA CORNHUSKERS	12/22/01	81-72	W	14- 3- 0	0- 0- 1	DNP	2- 0- 2	9- 0- 5	8- 2- 1	8- 5- 1	DNP	DNP
at Texas Tech	12/30/01	60-80	L	2- 4- 0	0- 0- 0	DNP	2- 2- 1	6- 5- 5	DNP	15-10- 3	0- 0- 0	0- 1- 0
at University of Illinois	01/02/02	53-76	L	5- 1- 1	0- 0- 0	0- 1- 0	0- 0- 0	0- 2- 4	4- 0- 1	6- 7- 3	DNP	DNP
MICHIGAN STATE SPARTANS	1/5/02	70-67	W	15- 4- 2	DNP	DNP	DNP	5- 2- 2	6- 3- 1	7- 3- 1	DNP	DNP
MICHIGAN WOLVERINES	1/9/02	90-82	W	7- 3- 0	0- 0- 0	DNP	6- 1- 0	19- 3- 4	7- 1- 2	5- 3- 3	DNP	DNP
at Purdue	01/12/02	87-71	W	24- 7- 1	0- 0- 0	DNP	2- 0- 1	24- 3- 5	7- 1- 1	7- 6- 2	DNP	DNP
at Wisconsin	1/16/02	64-73	L	13- 7- 0	0- 0- 0	DNP	3- 1- 0	2- 0- 3	9- 3- 2	9- 8- 3	DNP	DNP
at Michigan	01/19/02	69-71	L	15- 3- 2	DNP	DNP	5- 3- 0	6- 4- 8	3- 4- 1	3- 4- 1	DNP	DNP
OHIO STATE BUCKEYES	1/26/02	89-71	W	19- 4- 1	DNP	DNP	6- 1- 0	6- 1- 9	9- 2- 3	21- 7- 2	DNP	DNP
PENN STATE NITTANY LION	01/30/02	94-70	W	26- 5- 2	0- 2- 0	0- 0- 1	6- 2- 1	2- 2- 5	5- 4- 0	4- 4- 2	2- 2- 0	5- 0- 0
INDIANA HOOSIERS	2/2/02	88-74	W	27- 6- 1	DNP	DNP	9- 0- 0	3- 3- 4	12- 1- 2	4- 8- 2	DNP	DNP
at Iowa Hawkeyes	2/9/02	86-78	W	23- 5- 2	DNP	DNP	1- 1- 2	6- 3- 4	9- 3- 0	11- 5- 2	DNP	DNP
at Northwestern	02/13/02	56-58	L	17-10- 2	0- 1- 1	DNP	0- 2- 0	5- 3- 4	6- 1- 4	2- 3- 1	DNP	DNP
WISCONSIN BADGERS	2/16/02	62-67	L	12- 5- 5	0- 1- 2	DNP	6- 2- 2	2- 0- 3	6- 3- 4	2- 4- 0	DNP	DNP
at Michigan State	2/21/02	55-74	L	5- 2- 1	0- 0- 0	DNP	2- 0- 2	6- 2- 3	13- 2- 1	4- 4- 0	DNP	0- 0- 0
at Penn State	2/23/02	68-64	W	14- 4- 0	0- 0- 0	DNP	0- 1- 0	6- 3- 6	6- 3- 2	14- 9- 2	DNP	DNP
NORTHWESTERN	2/27/02	69-51	W	8- 7- 2	2- 1- 0	0- 0- 0	2- 0- 2	5- 3- 2	6- 5- 1	16- 7- 5	0- 1- 0	0- 0- 0
UNIVERSITY OF ILLINOIS	3/3/02	66-67	L	18- 7- 2	DNP	DNP	0- 0- 1	2- 3- 2	8- 3- 2	15- 8- 4	DNP	DNP
vs Penn State Nittany Lion	3/7/02	84-60	W	21- 6- 3	2- 0- 0	0- 0- 1	1- 0- 0	16- 2- 1	3- 2- 2	4- 9- 1	0- 0- 0	2- 2- 0
vs University of Illinois	3/8/02	76-92	L	10- 0- 4	2- 0- 0	DNP	6- 0- 0	10- 1- 4	7- 2- 1	11- 4- 2	DNP	DNP
NEW MEXICO LOBOS	3/13/02	96-62	W	18- 4- 1	2- 0- 0	0- 1- 0	5- 2- 2	2- 4- 6	7- 3- 0	23-15- 0	2- 3- 0	0- 0- 1
RICHMOND	3/18/02	66-67	L	12- 9- 1	0- 1- 0	DNP	0- 2- 1	6- 1- 5	7- 1- 2	20- 8- 3	DNP	DNP

Opponent	Date	Score	31	35	40	41	45	
			WL ESSELINK,	CHALL, RAN	HOLMAN, JE	BAUER, MIC	RYCHART, D	
MERCER BEARS	11/17/01	80-59	W	0- 3- 2	0- 1- 0	17- 6- 1	18- 8- 1	10- 9- 2
NORTH CAROLINA-ASHEVILLE	11/21/01	92-65	W	2- 1- 1	0- 1- 0	14- 6- 1	19- 2- 3	9- 7- 2
EASTERN WASHINGTON EAGLES	11/24/01	86-68	W	5- 3- 2	1- 0- 0	14- 3- 0	17- 2- 0	6- 2- 4
at Wake Forest	11/27/01	79-85	L	0- 0- 0	DNP	4- 7- 1	11- 5- 0	22-13- 0
UT-PAN AMERICAN BRONCS	12/1/01	89-72	W	0- 0- 0	DNP	8- 1- 1	13- 4- 1	18- 6- 1
UNC-WILMINGTON SEAHAWKS	12/4/01	50-58	L	DNP	DNP	4- 4- 0	3- 5- 1	10- 4- 2
at Georgia Bulldogs	12/07/01	55-77	L	5- 2- 0	0- 0- 0	7- 4- 1	2- 4- 1	10-11- 0
OREGON DUCKS	12/10/01	75-72	W	0- 0- 3	DNP	4- 3- 1	2- 7- 0	10- 5- 2
MARYLAND-EASTERN SHORE	12/13/01	95-48	W	12- 1- 2	0- 0- 0	15- 8- 2	15- 2- 3	17-10- 2
NEBRASKA CORNHUSKERS	12/22/01	81-72	W	2- 3- 0	DNP	5- 3- 1	15- 4- 3	18- 9- 4
at Texas Tech	12/30/01	60-80	L	7- 1- 4	DNP	2- 2- 0	6- 6- 0	20- 8- 3
at University of Illinois	01/02/02	53-76	L	5- 1- 0	0- 1- 0	10- 2- 1	16- 4- 1	7- 5- 3
MICHIGAN STATE SPARTANS	1/5/02	70-67	W	0- 0- 1	DNP	16- 3- 0	12- 3- 3	9- 5- 2
MICHIGAN WOLVERINES	1/9/02	90-82	W	0- 0- 2	DNP	12- 3- 3	15- 7- 2	19- 7- 1
at Purdue	01/12/02	87-71	W	3- 2- 0	DNP	2- 1- 1	4- 3- 3	14- 5- 2
at Wisconsin	1/16/02	64-73	L	0- 0- 0	DNP	4- 3- 0	7- 7- 1	17-10- 2
at Michigan	01/19/02	69-71	L	0- 0- 0	DNP	6- 3- 0	17- 2- 2	14- 9- 1
OHIO STATE BUCKEYES	1/26/02	89-71	W	0- 0- 0	DNP	12- 4- 2	6- 0- 0	10- 5- 1
PENN STATE NITTANY LION	01/30/02	94-70	W	4- 1- 3	0- 0- 0	14- 8- 2	12- 2- 3	14- 3- 5
INDIANA HOOSIERS	2/2/02	88-74	W	DNP	DNP	8- 3- 1	11- 0- 2	14- 6- 3
at Iowa Hawkeyes	2/9/02	86-78	W	3- 0- 1	DNP	8- 2- 0	10- 0- 0	15-13- 4
at Northwestern	02/13/02	56-58	L	0- 0- 0	DNP	6- 3- 4	4- 3- 0	16- 6- 1
WISCONSIN BADGERS	2/16/02	62-67	L	2- 0- 0	DNP	17- 3- 0	7- 5- 0	8- 8- 4
at Michigan State	2/21/02	55-74	L	6- 1- 0	DNP	6- 1- 2	0- 2- 1	13- 6- 2
at Penn State	2/23/02	68-64	W	5- 0- 1	DNP	7- 6- 1	10- 5- 1	6- 1- 2
NORTHWESTERN	2/27/02	69-51	W	0- 1- 0	0- 0- 0	4- 5- 1	17- 4- 1	9- 3- 0
UNIVERSITY OF ILLINOIS	3/3/02	66-67	L	0- 0- 0	DNP	9- 2- 0	10- 3- 0	4- 7- 3
vs Penn State Nittany Lion	3/7/02	84-60	W	2- 0- 2	0- 1- 0	10- 6- 2	0- 2- 1	23- 5- 2
vs University of Illinois	3/8/02	76-92	L	3- 0- 0	DNP	2- 1- 0	2- 4- 1	23-10- 1
NEW MEXICO LOBOS	3/13/02	96-62	W	1- 1- 1	2- 1- 0	22- 7- 1	7- 4- 4	5- 1- 2
RICHMOND	3/18/02	66-67	L	0- 1- 0	DNP	4- 8- 1	2- 1- 1	15- 7- 0

University of Minnesota
 Minnesota Golden Gophers Game-by-Game Highs (as of May 06, 2002)
 All games

Opponent	Date	Score	WL	POINTS	REBOUNDS	ASSISTS	STEALS	BLOCKED SHOTS
MERCER BEARS	11/17/01	80-59	W	18-Bauer, Michae	9-Rychart, Dust	4-Bennett, Trav Burleson, Kev	3-Bennett, Trav	4-Rickert, Rick
NORTH CAROLINA-ASHEVILLE	11/21/01	92-65	W	19-Bauer, Michae	7-Rychart, Dust	11-Burleson, Kev	4-Bennett, Trav	1-Holman, Jerry Rychart, Dust Bauer, Michae Rickert, Rick
EASTERN WASHINGTON EAGLES	11/24/01	86-68	W	17-Bauer, Michae	10-Rickert, Rick	8-Burleson, Kev	4-Bennett, Trav	5-Rickert, Rick
at Wake Forest	11/27/01	79-85	L	22-Rychart, Dust	13-Rychart, Dust	4-Burleson, Kev	2-Holman, Jerry Rickert, Rick	1-Burleson, Kev Holman, Jerry
UT-PAN AMERICAN BRONCS	12/1/01	89-72	W	19-Bennett, Trav	6-Fleming, Kerw Rychart, Dust	6-Burleson, Kev	4-Burleson, Kev	3-Bennett, Trav
UNC-WILMINGTON SEAHAWKS	12/4/01	50-58	L	13-Rickert, Rick	6-Rickert, Rick	5-Burleson, Kev	2-Fleming, Kerw Burleson, Kev	4-Rickert, Rick Holman, Jerry
at Georgia Bulldogs	12/07/01	55-77	L	10-Rychart, Dust	11-Rychart, Dust	2-Bennett, Trav	1-Chall, Randy Rychart, Dust Hargrow, Maur Rickert, Rick Bauer, Michae Burleson, Kev Bennett, Trav	2-Bauer, Michae Holman, Jerry
OREGON DUCKS	12/10/01	75-72	W	28-Rickert, Rick	9-Rickert, Rick	5-Burleson, Kev	4-Burleson, Kev	1-Bauer, Michae Holman, Jerry
MARYLAND-EASTERN SHORE HA	12/13/01	95-48	W	17-Rychart, Dust	10-Rychart, Dust	8-Burleson, Kev	3-Bauer, Michae	2-Holman, Jerry
NEBRASKA CORNHUSKERS	12/22/01	81-72	W	18-Rychart, Dust	9-Rychart, Dust	5-Burleson, Kev	4-Bennett, Trav	3-Bauer, Michae
at Texas Tech	12/30/01	60-80	L	20-Rychart, Dust	10-Bennett, Trav	5-Burleson, Kev	2-Rychart, Dust	1-Burleson, Kev
at University of Illinois	01/02/02	53-76	L	16-Bauer, Michae	7-Bennett, Trav	4-Burleson, Kev	3-Rychart, Dust	1-Rickert, Rick Rychart, Dust Bennett, Trav Bauer, Michae
MICHIGAN STATE SPARTANS	1/5/02	70-67	W	16-Holman, Jerry	5-Rychart, Dust	3-Bauer, Michae	4-Bennett, Trav	4-Bauer, Michae
MICHIGAN WOLVERINES	1/9/02	90-82	W	19-Rychart, Dust	7-Bauer, Michae Burleson, Kev	4-Burleson, Kev Rychart, Dust	3-Bennett, Trav	3-Holman, Jerry
at Purdue	01/12/02	87-71	W	24-Rickert, Rick	7-Rickert, Rick	5-Burleson, Kev	2-Rickert, Rick Bennett, Trav	1-Holman, Jerry
Wisconsin	1/16/02	64-73	L	17-Rychart, Dust	10-Rychart, Dust	3-Bennett, Trav Burleson, Kev	1-Burleson, Kev Bauer, Michae Bennett, Trav	2-Bauer, Michae
Michigan	01/19/02	69-71	L	17-Bauer, Michae	9-Rychart, Dust	8-Burleson, Kev	4-Bennett, Trav	1-Rickert, Rick
OHIO STATE BUCKEYES	1/26/02	89-71	W	21-Bennett, Trav	7-Bennett, Trav	9-Burleson, Kev	2-Burleson, Kev Bennett, Trav	3-Holman, Jerry
MINN STATE NITTANY LIONS	01/30/02	94-70	W	26-Rickert, Rick	8-Holman, Jerry	5-Burleson, Kev Rychart, Dust	2-Rychart, Dust	3-Holman, Jerry
INDIANA HOOSIERS	2/2/02	88-74	W	27-Rickert, Rick	8-Bennett, Trav	4-Burleson, Kev	4-Bennett, Trav	3-Bennett, Trav
Iowa Hawkeyes	2/9/02	86-78	W	23-Rickert, Rick	13-Rychart, Dust	4-Burleson, Kev	4-Bennett, Trav	2-Rickert, Rick Rychart, Dust
Northwestern	02/13/02	56-58	L	17-RICKERT, Rick	10-RICKERT, Rick	4-Fleming, Kerw Burleson, Kev Holman, Jerry	2-RICKERT, Rick Bennett, Trav	3-Holman, Jerry RICKERT, Rick
WISCONSIN BADGERS	2/16/02	62-67	L	17-Holman, Jerry	8-Rychart, Dust	5-Rickert, Rick	1-Esselink, Ste Hargrow, Maur Robinson, Aar	2-Holman, Jerry

University of Minnesota
 Minnesota Golden Gophers Game-by-Game Highs (as of May 06, 2002)
 All games

Opponent	Date	Score	WL	POINTS	REBOUNDS	ASSISTS	STEALS	BLOCKED SHOTS
							Burleson, Kev	
at Michigan State	2/21/02	55-74	L	13-Fleming, Kerw Rychart, Dust	6-Rychart, Dust	3-Burleson, Kev	2-Burleson, Kev	1-Bauer, Michae
at Penn State	2/23/02	68-64	W	14-Bennett, Trav Rickert, Rick	9-Bennett, Trav	6-Burleson, Kev	5-Burleson, Kev	2-Holman, Jerry
NORTHWESTERN	2/27/02	69-51	W	17-Bauer, Michae Rickert, Rick	7-Bennett, Trav	5-Bennett, Trav	6-Bennett, Trav	5-Rickert, Rick
UNIVERSITY OF ILLINOIS	3/3/02	66-67	L	18-Rickert, Rick	8-Bennett, Trav	4-Bennett, Trav	3-Bennett, Trav	2-Holman, Jerry
vs Penn State Nittany Lio	3/7/02	84-60	W	23-Rychart, Dust	9-Bennett, Trav	3-Rickert, Rick	4-Bennett, Trav	2-Rickert, Rick
vs University of Illinois	3/8/02	76-92	L	23-Rychart, Dust	10-Rychart, Dust	4-Burleson, Kev Rickert, Rick	3-Bennett, Trav	1-Rickert, Rick
NEW MEXICO LOBOS	3/13/02	96-62	W	23-Bennett, Trav	15-Bennett, Trav	6-Burleson, Kev	5-Bennett, Trav	1-Holman, Jerry Chall, Randy
RICHMOND	3/18/02	66-67	L	20-Bennett, Trav	9-Rickert, Rick	5-Burleson, Kev	3-Bennett, Trav	2-Holman, Jerry