

# MINNESOTA



## Golden Gopher

# MEN'S HOCKEY

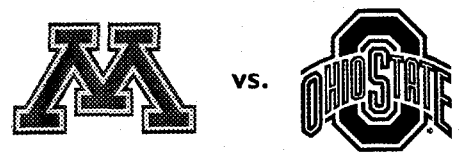
MINNESOTA  
MEDIA RELATIONS

Hockey contact: John Romo  
Assistant Media Relations Director  
Phone: 612.625.4090  
Fax: 612.625.0359  
email: romox001@umn.edu

Minnesota Athletic Media Relations, 516 15th Ave. SE, 244 Bierman Field Athletic Building, Minneapolis, Minn. 55455

www.gophersports.com

### GAME I



**#1 MINNESOTA (0-0-0)**  
vs.  
**#15 Ohio State Buckeyes (0-0-0)**

**Location:** St. Paul, Minn.  
**Xcel Energy Center (18,064)**  
**Time:** 7:05 p.m.  
**TV:** Fox Sports North  
Frank Mazzocco (play-by-play), Doug Woog (analyst), Clay Matvick (rinkside)  
**Radio:** TBD  
Wally Shaver (play-by-play), Glen Sonmor (analyst)

### SERIES HISTORY

**Series Record**  
Minnesota leads 7-1-0

**Previous Meetings**

Dec. 26, 1968	Minnesota 10	Ohio State 1
Dec. 22, 1969	Minnesota 4	Ohio State 0
Dec. 20, 1977	Minnesota 10	Ohio State 4
Dec. 21, 1977	Minnesota 3	Ohio State 0
Jan. 2, 1981	Minnesota 6	Ohio State 5
Jan. 3, 1981	Minnesota 6	Ohio State 2
Oct. 10, 1998	Minnesota 4	Ohio State 3
Dec. 28, 1998	Ohio State 6	Minnesota 5

### HALL OF FAME HISTORY

**Overall Record**  
10-4-0 (9-0-0 in regulation games)

Oct. 25, 1975	Minnesota 5	Team USA 2
Oct. 16, 1976	Minnesota 9	UMD 5
Oct. 21, 1978	Minnesota 5	North Dakota 3
Oct. 18, 1980	Minnesota 6	Mich. Tech 4
Oct. 16, 1982	Minnesota 9	No. Michigan 2
Oct. 6, 1984	Minnesota 6	LSSU 1
Oct. 3, 1987	Minnesota 6	SCSU 0 #
Oct. 14, 1989	Minnesota 6	No. Michigan 4
Oct. 12, 1991	No. Michigan 7	Minnesota 5 #
Oct. 15, 1993	Mich. Tech 5	Minnesota 4 #
Oct. 12, 1996	Boston U. 4	Minnesota 3 #
Oct. 10, 1997	Michigan 3	Minnesota 2 #
Oct. 7, 2000	Minnesota 7	Notre Dame 3
Oct. 5, 2001	Minnesota 7	North Dakota 5

# Exhibition

### The Series

This will be the ninth meeting between Minnesota and Ohio State. The Golden Gophers lead the all-time series by a 7-1-0 margin. The two teams last met in the third-place game of the Dodge Holiday Classic on Dec. 28, 1998. The Buckeyes defeated Minnesota 6-5 as Ohio State scored the game-winner with seven seconds left in regulation.

The two teams met earlier in the 1998 season at Mariucci Arena in the third-place game of the Icebreaker Cup. Minnesota prevailed 4-3.

The last seven meetings have been held at Mariucci Arena, while the first two games were played on neutral sites in what used to be called the Big Ten Tournament (Minnesota, Wisconsin, Michigan and Ohio State).

### Lucia vs. the Buckeyes

Head Coach Don Lucia has faced Ohio State just twice. While the head coach at Alaska Fairbanks, the Nanooks swept the visiting Buckeyes by the scores of 4-3 (ot) and 4-1 on Oct. 30-31, 1992.

### Minnesota vs. the CCHA

The Golden Gophers have a 283-186-33 record (.597) vs. teams from the Central Collegiate Hockey Association. Minnesota has faced Michigan 242 times, the most against any team from the CCHA.

### Golden Gophers in the Hall of Fame Game

The Golden Gophers have appeared in the Hall of Fame Game a total of 14 times, six of which were exhibition games. In the exhibition games, Minnesota was 2-4-0 with the last loss coming at Target Center vs. Michigan by a score of 3-2 on October 10, 1997. The Golden Gophers used three goaltenders in the game. The Wolverines count the game as official in their records.

In regulation games, Minnesota is 9-0-0, including a 7-5 win against North Dakota in Grand Forks, N.D. The Golden Gophers opened the 2000-01 season at the Xcel Energy Center with a 7-3 win vs. Notre Dame.


### MINNESOTA SCHEDULE

Date	Opponent	Time/Result
Oct. 12	vs. OHIO STATE*#	7:05 p.m.
Oct. 18	at New Hampshire*	6:05 p.m.
Oct. 19	at New Hampshire*	6:05 p.m.
Oct. 25	at Michigan Tech	6:05 p.m.
Oct. 26	at Michigan Tech	6:35 p.m.
Nov. 1	ALABAMA-HUNTSVILLE*	7:05 p.m.
Nov. 2	ALABAMA-HUNTSVILLE*	7:05 p.m.
Nov. 8	at MSU, Mankato	7:05 p.m.
Nov. 9	at MSU, Mankato	7:05 p.m.
Nov. 15	COLORADO COLLEGE	7:05 p.m.
Nov. 16	COLORADO COLLEGE	7:05 p.m.
Nov. 22	MICHIGAN TECH	7:05 p.m.
Nov. 23	MICHIGAN TECH	7:05 p.m.
Nov. 29	MICHIGAN STATE*\$	7:05 p.m.
Dec. 1	MICHIGAN*\$	2:05 p.m.
Dec. 7	at Wisconsin	7:05 p.m.
Dec. 8	at Wisconsin	7:05 p.m.
Dec. 27	YALE*@	7:05 p.m.
Dec. 28	B.C./BOWLING GREEN*@	7:05 p.m.
Jan. 3	ST. CLOUD STATE	7:05 p.m.
Jan. 4	at St. Cloud State	7:05 p.m.
Jan. 10	NORTH DAKOTA	7:05 p.m.
Jan. 11	NORTH DAKOTA	7:05 p.m.
Jan. 17	U.S. UNDER 18 TEAM^	7:05 p.m.
Jan. 24	MSU, MANKATO	7:05 p.m.
Jan. 25	MSU, MANKATO	2:05 p.m.
Jan. 31	at Alaska Anchorage	10:05 p.m.
Feb. 1	at Alaska Anchorage	10:05 p.m.
Feb. 7	at Colorado College	8:35 p.m.
Feb. 8	at Colorado College	8:05 p.m.
Feb. 14	WISCONSIN	7:05 p.m.
Feb. 15	WISCONSIN	7:05 p.m.
Feb. 21	at Minnesota-Duluth	7:05 p.m.
Feb. 22	at Minnesota-Duluth	7:05 p.m.
Feb. 28	DENVER	7:05 p.m.
March 1	DENVER	7:05 p.m.
March 7	at St. Cloud State	7:05 p.m.
March 8	ST. CLOUD STATE	7:05 p.m.
March 14-16	WCHA Playoffs	TBA
March 20-22	WCHA Final Five	TBA
March 27-29	NCAA Regionals	TBA
April 10-12	NCAA Frozen Four	TBA

% Hall of Fame Game, Xcel Energy Center  
\* Non-conference game  
^ Exhibition  
\$ College Hockey Showcase  
@ Dodge Holiday Classic  
Television Schedule located on page 10  
All times central.

## 2001-02 Record When...

Overall Record	32-8-4
WCHA Record	18-7-3
Home Record	18-4-0
Road Record	10-3-4
Neutral Site Record	4-1-0
Last 20 Games (including last year)	16-4-0
Last 10 Games (including last year)	9-1-0
Last 5 Games (including last year)	4-1-0
Scoring A Power-Play Goal	28-4-4
Not Scoring A Power-Play Goal	4-4-0
Allowing A Power-Play Goal	14-5-3
Not Allowing A Power-Play Goal	18-3-1
Scoring A Short-Handed Goal	9-2-1
Allowing A Short-Handed Goal	3-2-1
10 Or More Penalties	8-2-2
Fewer Than 10 Penalties	24-6-2
More Penalties Than Opponent	11-3-2
Fewer Penalties Than Opponent	16-5-1
Same Amount Of Penalties	5-0-1
In One-Goal Games	10-4-0
In Two-Goal Games	7-1-0
In Three-Goal or More Games	15-3-0
In Overtime Games	3-0-4
Scoring 4 or More Goals	26-1-2
Scoring 3 or Fewer Goals	6-7-2
Scoring 3 or More Goals	28-4-3
Scoring 2 or Fewer Goals	3-4-1
Allowing 4 or More Goals	4-6-2
Allowing 3 or Fewer Goals	28-2-2
Scoring First Goal Of Game	18-1-1
Opponents Score First	14-7-3
Leading After One Period	17-1-2
Trailing After One Period	7-4-1
Tied After One Period	8-3-1
Scoring First Goal Of Second Period	21-1-1
Leading After Two Periods	23-2-1
Trailing After Two Periods	5-6-2
Tied After Two Periods	4-0-1
Scoring First Goal Of Third Period	25-1-3
Having 10-19 Shots On Goal	0-0-0
Having 20-29 Shots On Goal	6-0-2
Having 30-39 Shots On Goal	13-4-1
Having 40 or More Shots On Goal	13-4-1
Allowing 10-19 Shots On Goal	2-0-0
Allowing 20-29 Shots On Goal	19-5-2
Allowing 30-39 Shots On Goal	10-3-1
Allowing 40 or More Shots On Goal	1-0-1
Outshooting Opponent	23-7-2
Opponent Outshoots Minnesota	9-1-1
Shots Are Even	0-0-1
October	5-0-0
November	6-1-2
December	3-1-1
January	4-3-1
February	6-2-0
March	6-1-0
April	2-0-0
Tuesdays	0-0-0
Thursdays	1-0-0
Fridays	14-5-1
Saturdays	16-3-2
Sundays	1-0-1
Series Record	7-0-9
Games Following A Win	21-7-3
Games Following A Loss	7-0-1
Games Following A Tie	3-1-0



*Junior Grant Potulny has the most career goals of any returning Golden Gopher with 37, including six in four career NCAA Tournament games.*

## News & Notes

### Season Openers

From 1980 to 1990, Minnesota won 10 consecutive season openers. From 1990 to 2000, the Golden Gophers were only 2-7-1 in season-opening games. Minnesota is 2-1-0 under Don Lucia in season openers. The Maroon and Gold lost 5-3 in Lucia's coaching debut on Oct. 16, 1999 at Maine, but captured wins over Notre Dame on Oct. 7, 2000, and at North Dakota on Oct. 5, 2001.

### Who's Gone

The Golden Gophers lost 49.2 percent of their goal scoring and 43.3 of their points from a year ago. Minnesota must replace the Hobey Baker Award winner in Jordan Leopold, the nation's leading scorer in John Pohl, the nation's second-leading goal scorer in Jeff Taffe and the WCHA's all-time leader in wins in Adam Hauser.

### Who's Back

Minnesota returns 19 letterwinners from last year's NCAA Championship team. Junior Troy Riddle (16-31--47) has the third-most points of any returning player in the WCHA. Riddle finished the season on a tear with 5-17--22 in his last 14 games. Overall, the Golden Gophers return seven of their top 10 scorers. Minnesota also welcomes back five of its top seven defensemen, led by All-America candidates Paul Martin and Keith Ballard.

### Atop the Polls

Fresh off the school's fourth NCAA Championship, the Golden Gophers are the preseason number one choice in both the *USA Today*/American Hockey Magazine and USCHO.com rankings. Both polls have WCHA rival Denver at No. 2, followed by Michigan, New Hampshire and Boston University. During the 2001-02 season, Minnesota spent four weeks atop the *USA Today* rankings and had a 4-1-3 record during that span (Nov. 2-3, Nov. 16-Dec. 1).

### The Coaches' Poll

Minnesota was tabbed to finish second in the 32nd annual *Grand Forks Herald* WCHA Coaches Preseason Rankings. The Golden Gophers received three first-place votes, while Denver claimed the top spot with six first-place tallies. St. Cloud State was picked third, followed by Colorado College and North Dakota.

Denver goaltender Wade Dubielewicz was named the preseason player of the year with six votes, followed by Colorado College's Peter Sejna with three. Minnesota sophomore Keith Ballard received one vote. North Dakota forward Zach Parise was picked the preseason rookie of the year with nine votes, while Colorado College's Mark Stuart received the other vote.

### The Head Coach

Golden Gopher Head Coach Don Lucia enters his 16th season as a head coach with a career coaching record of 358-195-36 (.638). He owns a 79-40-8 mark (.651) through three seasons with the Golden Gophers. His teams have increased their win total in each of the past three campaigns. With 32 wins last year, Lucia joins Herb Brooks as the only coaches in Golden Gopher history to lead his team to more wins in each of their first three seasons. In 1999-2000, Minnesota had 20 wins and in 2000-01, the Golden Gophers finished 27-13-2.

His 79 wins in his first three seasons at Minnesota is the third-best total for a head coach in school history. Doug Woog totaled 103 wins in his first three seasons and Brad Buetow had 81.

### Mission...Mariucci

Last year's goal from the first day of practice in September was to attain a bye in the NCAA Tournament. This year with the expanded NCAA Tournament, the goal from day one is to make it to Mariucci Arena. With 16 teams now slated to reach postseason play, the NCAA has established four four-team regionals. The NCAA West Regional will be held at Mariucci Arena for the second time in the last four years. The University of Minnesota will also host the West Regional in 2005. The Golden Gophers are 32-8-1 (.793) in their home arena over the past two seasons.

### The Schedule

Following its game against Ohio State, Minnesota will spend three of its first four weeks on the road. The Golden Gophers will travel east for a matchup with No. 4 New Hampshire and then face Michigan Tech in Houghton, Mich. Minnesota will raise its 2002 NCAA Championship banner on Nov. 1 against Alabama-Huntsville. It is the latest home opener for the Golden Gophers since Nov. 2, 1991, when the Golden Gophers defeated St. Cloud State 7-2.

Minnesota could potentially have 18 games against teams ranked in the top 15 in the *USA Today*/American Hockey Magazine preseason rankings. Potentially 15 games will be played against teams that made the NCAA Tournament a year ago.

### Defending the Crown

The Golden Gophers will attempt to become the first team since Boston U. in 1971-72 to repeat as NCAA Champions. Following its first NCAA title in 1974, Minnesota won the WCHA Championship and advanced to the title game in 1975. The Golden Gophers were defeated by Michigan Tech, 6-1. Following its title in 1976, Minnesota finished 17-22-3 and seventh in the WCHA in 1977. In 1980, the Golden Gophers had the opportunity to repeat as national champions, but were defeated by Wisconsin in the title game, 6-3.

### Coming-Out Party

Minnesota's third-straight appearance in the Hall of Fame Game will be an opportunity for the Golden Gophers' much-heralded freshman class to make an immediate impact. Two years ago, then-freshman Matt Koalska scored his first collegiate goal on his very first shift against Notre Dame. In addition to his two-point night, Grant Potulny had 1-1--2 and Troy Riddle added a goal in the 7-3 win. Last year in Grand Forks, N.D., Mike Erickson collected his first career goal in the 7-5 win over North Dakota. Keith Ballard added a pair of assists.

### The Captains

Junior Grant Potulny will serve as captain of the Golden Gophers in 2002-03. The Grand Forks, N.D., native was an assistant captain last season and has the opportunity to be the team's first three-year captain since Allan Opsahl in 1947.

On a vote by their teammates, senior Nick Anthony and junior Paul Martin will be assistant captains. Anthony had a career-high 18 points in just 25 games last season and provided a noticeable spark in February when he returned from injury. Martin established himself as one of the top blueliners in the nation last season as he earned second-team All-WCHA honors.

### New in the Nets

For the first time since Oct. 17, 1997, the Golden Gophers will have a goaltender other than Adam Hauser start a season opener. To put that in perspective, current sophomore Travis Weber was 14 years old at the time. Hauser appeared in 151 games and totaled a WCHA record 83 wins. Sophomores Weber and Justin Johnson enter this season with a combined 16 games played and nine wins.

### Passing of the Torch

The task of filling the shoes of Hobey Baker Award winner Jordan Leopold has fallen onto the shoulders of junior Paul Martin and sophomore Keith Ballard. Martin's career at Minnesota has been a carbon copy of Leopold's thus far. Both were WCHA All-Rookie selections and both were second-team All-WCHA as sophomores. Martin has 11-47--58 through two seasons, while Leopold had 13-34--47 in his first two years.

### THE LUCIA LEDGER

✓ Is in his fourth season as head coach of the Golden Gophers

✓ Has a 358-195-37 (.638) career record, including a 79-40-8 (.654) mark at Minnesota

✓ Led Minnesota to the 2002 NCAA Title in only his third season as head coach at the 'U'.

✓ Led his teams to three NCAA Frozen Four appearances in the last seven years

✓ Named Spencer Penrose National Coach of the Year in 1994

✓ Led teams to eight NCAA Tournament appearances in the last nine years

✓ Has been named WCHA Coach of the Year three times during his career

✓ Led Colorado College to three straight WCHA Championships

✓ Has coached one Hobey Baker Award winner, 12 All-Americans, 35 All-WCHA players, 15 All-WCHA defensemen, six Hobey Baker Award finalists and five WCHA Defensive Players of the Year



### Active Division I Coaches Career Wins

Coach (Teams)	Yrs	Wins	Avg.
Jack Parker (BU)	29	655	22.6
Jerry York (Clarkson-BGSU-BC)	30	644	21.5
Rick Comley (LSSC-NMU-MSU)	29	597	20.6
Red Berenson (Mich.)	18	476	26.4
Doug Ross (Ohio, Kent, UAH)	23	431	18.7
Mike Gilligan (Salem, Yale, Ver.)	25	406	16.2
Mike Sertich (UMD, MTU)	20	366	18.3
Craig Dahl (Bethel, UWRF, SCSU)	22	365	16.6
<b>Don Lucia (UAF, CC, MN)</b>	<b>15</b>	<b>358</b>	<b>23.9</b>

### USA Today/American Hockey Magazine Poll

1. Minnesota (12)	248
2. Denver (4)	237
3. Michigan	209
4. New Hampshire	194
5. Boston University	180
6. Maine	156
Michigan State	156
8. Cornell	128
9. Boston College	104
10. St. Cloud State	99

### USCHO.com Poll

1. Minnesota (23)	570
2. Denver (12)	544
3. Michigan (3)	504
4. New Hampshire (1)	440
5. Boston University (1)	425
6. Maine	363
7. Michigan State	359
8. Cornell	299
9. Boston College	256
10. Colorado College	231

## Around the WCHA

Team (Overall Record, win %)	GP	W	L	T	Pts
Denver (32-8-1, .793)	28	21	6	1	43
St. Cloud State (29-11-2, .714)	28	19	7	2	40
Minnesota (32-8-4, .773)	28	18	7	3	39
Colorado College (27-13-3, .663)	28	16	10	2	34
Wisconsin (16-19-4, .462)	28	12	13	3	27
MSU, Mankato (16-20-2, .447)	28	11	15	2	24
Alaska Anchorage (12-19-5, .403)	28	10	14	4	24
North Dakota (16-19-2, .459)	28	11	15	2	24
Minnesota-Duluth (13-24-3, .363)	28	6	19	3	15
Michigan Tech (8-28-2, .237)	28	4	22	2	10

### Last Week's Results

Northern Michigan 4, Michigan Tech 1  
Alaska Anchorage 6, Mount Royal 4 (exhibition)

### This Week's Schedule

North Dakota at Xerox College Hockey Showcase (Canisius, Niagara, Michigan)  
Wisconsin hosts Ice Breaker Invitational (RPI, Boston U., No. Michigan)  
St. Cloud State at Ferris State  
Notre Dame at Minnesota-Duluth  
Denver at UNO Stampede (Michigan State, Neb.-Omaha, Colgate)  
UMass-Lowell at Colorado College  
Minnesota vs. Ohio State (Xcel Energy Center, St. Paul, Minn.)  
Alaska Fairbanks at Alaska Anchorage

### Grand Forks Herald Preseason Coaches Poll

Team (1st place votes)	2001-02 WCHA/Overall
1. Denver (6)	21-6-1/32-8-1
2. Minnesota (3)	18-7-3/32-8-4
3. St. Cloud State (1)	19-7-2/29-11-2
4. Colorado College	16-10-2/27-13-3
5. North Dakota	11-15-2/16-19-2
6. Wisconsin	12-13-3/16-19-4
7. Minnesota-Duluth	6-19-3/13-24-3
8. Minnesota State, Mankato	11-15-2/16-20-2
9. Alaska Anchorage	10-14-4/12-19-5
10. Michigan Tech	4-22-2/8-28-2

### Preseason Player of the Year

Wade Dubielewicz, Goaltender, University of Denver

### Preseason Rookie of the Year

Zach Parise, Forward, University of North Dakota

## Next Opponent:

at the University of New Hampshire, Oct. 18-19

Location: Durham, N.H.

Arena: Whittemore Center (6,501)

Time: 6:05 p.m. both nights

Television: Fox Sports North (Friday), KSTC 45 (Saturday)

Radio: WCCO 830 (Friday), KCCO 950 (Saturday)

UNH's Overall Record: 0-0-0

UNH's Hockey East Record: 0-0-0

**This Week:** The Wildcats open their season with a non-conference game at Vermont on Saturday, Oct. 12.

Ballard had 10 goals as a freshman and earned all-rookie honors in the conference. He was the 11th overall pick in this past summer's NHL Entry Draft by the Buffalo Sabres. His play as a rookie did not go unnoticed as he earned one vote for preseason WCHA Player of the Year.

### Production from the Blueline

The Golden Gophers have received a great deal of scoring from their defensemen since Don Lucia took over the program. Last year, Minnesota's blueliners collected 46 goals, led by Jordan Leopold's school-record 20 markers and Keith Ballard's 10. The 46 goals were more than Wisconsin, Denver and Michigan Tech received from their defensemen combined. Three years ago, Minnesota's defensemen totaled 20 goals and collected 28 in 2000-01.

### Home Away From Home

Saturday's game will be Minnesota's eighth at the Xcel Energy Center in St. Paul. The Golden Gophers defeated Michigan and Maine last year at the arena to claim the school's fourth NCAA Title. Minnesota opened the 2000-01 season with a 7-3 win over Notre Dame. In all, the Golden Gophers are 4-3-0 at the Xcel Energy Center.

Junior Troy Riddle has had the most success with 4-4--8 in seven career games at the X. Fellow juniors Grant Potulny (4-1--5) and Matt Koalska (3-2--5) both have five points in seven games. Sophomore Barry Tallackson had three assists in four games last season, while Keith Ballard had a pair of goals. Neither Justin Johnson nor Travis Weber have played at the Xcel Energy Center.

### The Newcomers

Another highly-regard freshman class has arrived on campus with impressive credentials. Four of the rookies will compete for ice time among a group of deep, talented forwards. Thomas Vanek was a first-team All-USHL selection last season as he led the league in scoring with 91 points in just 53 games. Prep teammates Gino Guyer and Andy Sertich put up big numbers at Greenway High School. Guyer was named Mr. Hockey in the state last year and was a two-time AP Minnesota Player of the Year. Sertich amassed 70 points in just 26 games last year while garnering second-team all-state honors. Hirsch collected 138 points in 63 games with the highly-successful Shattuck-St. Mary's junior program.

On the blueline, a trio of freshmen will attempt to offset the loss of Hobey Baker Award winner Jordan Leopold and four-year letterwinner Nick Angell. Peter Kennedy is the first Canadian to play for the Maroon and Gold since 1985-86 and was named rookie of the year in the Central Junior Hockey League. P.J. Atherton brings great size to the defensive corps and was a two-time USHL All-Star while playing with Cedar Rapids. Chris Harrington was one of the top offensive defensemen in the USHL and was a second-team all-league selection last year.

### From Followers to Leaders

Minnesota's junior class has left an indelible mark on the Golden Gopher hockey program, culminating in an NCAA Championship last year. As rookies, the group of six led the country in point production among freshman classes. All six juniors established career highs in points last season, highlighted by an 18-point increase by Paul Martin.

Five of the juniors (P. Martin, Koalska, Riddle, Potulny, Waibel) have appeared in 507 of a possible 516 games. In 2000-01, Paul Martin and Troy Riddle both missed four games while playing with the U.S. Junior National Team. Grant Potulny is the only player to miss a game due to injury. He sat out one game early last season.

### Power-Packed

Entering his fourth season, Don Lucia has revamped Minnesota's power-play unit. The year prior to his arrival in 1998-99, the team's power-play percentage stood at 19.5 percent. In Lucia's first year, the percentage was 26.8, followed by 24.3 in 2000-01 and 26.6 last year. Two years ago, Grant Potulny led the nation in power-play goals with 16, followed by teammate John Pohl with 13. Last season, Minnesota again boasted the top two power-play goal scorers in the country. Pohl and Jeff Taffe each had 14.

## QUOTING THE CAPTAIN

### On Increased Leadership Role

"I think with this year's team, we're blessed with six to eight guys who can be leaders and not just the three captains. Our junior class has logged a lot of ice time in our first two years and they know what their roles are. I think the upperclassmen have to step up and lead this team like last year's seniors did."



Junior Grant Potulny

### On Being Joined By Two More Non-Minnesotans

"We were joking about that on the way over here that I would hear at least one question about it. For me, I just want whatever is going to make our team better and the coaches have been able to bring in great players every year. At this point, I don't think it matters where you are from. I think the team will always been made up primarily of Minnesotans, but I don't think a little diversity is going to hurt. They (Vanek and Kennedy) are both going to be great players for us and I'm glad they brought them in."

- from 2002 Hockey Media Day, Mariucci Arena, Oct. 2

## The Friendly Confines

### Mariucci Arena

Opened in October, 1993

- The Golden Gophers were 18-4-0 (.804) at Mariucci Arena last season and 32-8-1 (.793) over the past two seasons.
- Minnesota is 119-46-13 (.705) all-time at Mariucci Arena.
- The 1995-96 squad went 19-2-0 (.905) at home.
- Seating capacity has increased twice since the opening of Mariucci. Capacity increased from 9,305 to 9,700 in 1996-97. It was increased to 10,000 last season.
- The largest crowd at Mariucci Arena was 10,248 on March 2, 2002 vs. St. Cloud State
- The largest attendance in a single series was 20,440 vs. Colorado College, Feb. 15-16, 2002.
- The first official game in the new Mariucci Arena was on Oct. 30, 1993. Minnesota and St. Cloud State tied 4-4.
- Andy Brink scored the first goal in arena history with his marker against the Huskies in the first period at 13:53.
- The longest winning streak in the new Mariucci Arena is 10 games, Nov. 12, 1995 to Feb. 9, 1996 and March 9, 2001 to November 30, 2001.
- Minnesota's longest home losing streak is just four games, Nov. 1-Dec. 19, 1997.

## Strong Starts

In each of the past two seasons, the Golden Gophers have started the year in impressive fashion. Two years ago, Minnesota began the season with a 7-0-1 tear. Last season, the Golden Gophers started 11-0-2, the best start since 1940. In the past two seasons, Minnesota is a collective 10-0-1 in the month of October and 20-4-4 in the months of October and November.

## A Case of Senioritis

The Golden Gophers enter the 2002-03 season with just three seniors on the roster. Defenseman Matt DeMarchi will be without his linemate Leopold, but is coming off one of the best stretches of hockey in his career last March and April. He has played in a team-best 114 career games. Nick Anthony was a sparkplug last year when he returned from injury in February. Paired with Troy Riddle and John Pohl, he totaled 5-5--10 in his first seven games back, including two goals in his first game against Colorado College. Senior walk-on Chad Roberg has been one of the hardest workers on the roster for the past three years and his hard work paid off last year when he became a letterwinner for the first time. He has appeared in nine career games. This is the fewest seniors on a Golden Gopher squad since 1992-93 when that team also had three seniors (John Brill, Tom Newman, Travis Richards).

## Turn of the Century

The Golden Gophers' record of 59-21-6 (.721) in past two years is the second-best start to a decade in school history. Minnesota began the 1990s with a two-year mark of 63-21-5 (.736). The worst two-year stretch to start a decade was a 22-41-2 record (.354) in the 1970s. Minnesota went on to win three NCAA titles in a six-year span from 1973-79.

## Streakin'

The Golden Gophers are nursing several streaks as they enter the 2002-03 season. Minnesota has not lost two games in a row since a three-game slide from March 16-23, 2001, a span of 44 games. The team has not been swept in a two-game series since St. Cloud State won both games on March 2-3, 2001, a span of 18 series. Minnesota has won six straight WCHA contests at Mariucci Arena, which is tied for the second-longest streak in school history. The Golden Gophers can match the school record of 10 with series against Colorado College and Michigan Tech in November.



Senior Matt DeMarchi is one of five returning blueliners for Minnesota.

## ON THIS DATE IN GOLDEN GOPHER HISTORY

October 12	(0-0-2)	
YEAR	OPPONENT	SCORE
1990	@ St. Cloud State	T 3-3 (ot)
1984	Denver	T 4-4 (ot)

## The Last Time It Happened

### Minnesota Swept A Road Series:

February 8-9, 2002 at North Dakota (6-4, 4-3)

### Minnesota Was Swept In A Road Series:

December 1-2, 2000 at Denver (4-0, 4-1)

### Minnesota Swept A Home Series:

March 8-9, 2002 vs. North Dakota (7-2, 4-3 ot)

### Minnesota Was Swept In A Home Series:

February 25-26, 2000 vs. Wisconsin (4-2, 5-4)

### Minnesota Shut Out An Opponent:

October 27, 2001 vs. Colgate  
(Justin Johnson, 9-0)

### An Opponent Shut Out Minnesota:

March 16, 2001 vs. St. Cloud State (Scott Meyer, 3-0)

### Minnesota Player Scored A Hat Trick:

November 23, 2001 at Michigan  
(Jeff Taffe, 5-2 Minnesota win)

### Minnesota Player Scored A Pure Hat Trick:

February 26, 1999 at Minnesota-Duluth  
(Wyatt Smith, 4-1 Minnesota win)

### An Opponent Scored A Hat Trick:

March 2, 2001 vs. St. Cloud State  
(Jon Cullen, three goals, 6-1, Minnesota loss)

### Minnesota Player Scored Four Goals In A Game:

February 27, 1999 at Minnesota-Duluth  
(Reggie Berg, 10-7 Minnesota win)

### Minnesota Won When Trailing After Two Periods:

February 8, 2002 at North Dakota  
(4-3/trailing 3-1 heading into third period)

### Minnesota Had 50 or More Shots On Goal In A Game:

March 9, 2002 vs. North Dakota  
(52 shots, 4-3 Minnesota win)

### Opponent Had 50 or More Shots On Goal In A Game:

January 31, 1997 at North Dakota  
(51 shots, 6-4 Minnesota loss)

### Minnesota Player Scored A Shorthanded Goal:

March 23, 2002 vs. Wisconsin  
(John Pohl, third period, 4-2 win)

### Minnesota Won In Overtime:

April 6, 2002 vs. Maine (4-3)

### Minnesota Lost In Overtime:

March 23, 2001 vs. Maine (5-4)

### Minnesota Tied In Overtime:

December 1, 2001 at St. Cloud State (2-2)

### Minnesota Scored 10 Goals Or More In A Game:

December 9, 2000 vs. Quinnipiac  
(11-2 Minnesota win)

### Opponent Scored 10 Goals Or More In A Game:

January 30, 1993 at Michigan Tech  
(10-2 Minnesota loss)

## Career Game Highs

### #5 Jon Waibel

Goals: 1 (6 times, last 2/9/02 at UND)  
Assists: 1 (11 times, last 2/8/02 at UND)  
Points: 2 (11/17/01 vs. UMD)

### #6 Judd Stevens

Goals: 1 (12/29/01 vs. Prov.)  
Assists: 2 (2 times, last 10/27/01 vs. Colgate)  
Points: 2 (3 times, last 12/29/01 vs. Prov.)

### #10 Paul Martin

Goals: 1 (11 times, last 3/2/02 vs. SCSU)  
Assists: 3 (2 times, last 1/12/02 at UW)  
Points: 3 (2 times, last 1/12/02 at UW)

### #11 Dan Welch

Goals: 2 (2/18/00 at MTU)  
Assists: 1 (15 times, last 4/4/02 vs. Mich.)  
Points: 2 (3 times, last 3/9/02 vs. UND)

### #13 Keith Ballard

Goals: 2 (1/26/02 vs. Denver)  
Assists: 2 (2 times, last 11/17/01 vs. UMD)  
Points: 2 (3 times, last 1/26/02 vs. Denver)

### #15 Mike Erickson

Goals: 1 (10/5/01 at UND)  
Assists: 2 (10/26/01 vs. Colgate)  
Points: 2 (10/26/01 vs. Colgate)

### #16 Nick Anthony

Goals: 2 (2 times, last 2/15/02 vs. CC)  
Assists: 2 (5 times, last 3/8/02 vs. UND)  
Points: 3 (4 times, last 3/8/02 vs. UND)

### #17 Garrett Smaagaard

Goals: 1 (1/12/02 at UW)  
Assists: 1 (2 times, last 12/29/01 vs. Prov.)  
Points: 1 (3 times, last 1/12/02 at UW)

### #18 Grant Potulny

Goals: 3 (1/20/01 at Wis.)  
Assists: 2 (2 times, last 2/23/02 vs. UW)  
Points: 3 (4 times, last 10/27/01 vs. Colgate)

### #19 Matt DeMarchi

Goals: 1 (8 times, last 2/22/02 vs. UW)  
Assists: 2 (2 times, last 2/16/01 vs. CC)  
Points: 2 (5 times, last 2/15/02 vs. CC)

### #20 Joey Martin

Goals: n/a  
Assists: 1 (6 times, last 2/16/02 vs. CC)  
Points: 1 (6 times, last 2/16/02 vs. CC)

### #21 Troy Riddle

Goals: 2 (4 times, last 10/26/01 vs. Colgate)  
Assists: 4 (2/15/02 vs. CC)  
Points: 4 (2/15/02 vs. CC)

### #24 Matt Koalska

Goals: 2 (10/27/01 vs. Colgate)  
Assists: 3 (10/19/01 vs. BSU)  
Points: 4 (10/27/01 vs. Colgate)

### #27 Barry Tallackson

Goals: 2 (2/8/02 at UND)  
Assists: 2 (3/16/02 vs. Denver)  
Points: 2 (3 times, last 3/16/02 vs. Denver)

### #28 Brett MacKinnon

Goals: 1 (11/23/01 at MSU)  
Assists: 1 (2 times, last 12/29/01 vs. Prov.)  
Points: 1 (3 times, last 12/29/01 vs. Prov.)

### #29 Jake Fleming

Goals: 1 (3 times, last 2/9/02 at UND)  
Assists: 1 (9 times, last 3/15/02 vs. SCSU)  
Points: 1 (12 times, last 3/15/02 vs. SCSU)

### #31 Travis Weber

Goals Allowed: 1 (3 times, last 1/6/02 vs. UND)  
Saves: 24 (2 times, last 2/15/02 vs. CC)  
Saves %: .960 (12/29/01 vs. Prov.)

### #33 Justin Johnson

Goals Allowed: 0 (10/27/01 vs. Colgate)  
Saves: 31 (11/10/01 vs. MSU-M)  
Saves %: 1.000 (10/27/01 vs. Colgate)

**CAREER GOALS - CURRENT PLAYERS**

Grant Potulny .....	37
Troy Riddle .....	32
Matt Koalska .....	20
Nick Anthony .....	18
Barry Tallackson .....	13
Paul Martin .....	11
Dan Welch .....	10
Keith Ballard .....	10
Matt DeMarchi .....	8
Jon Waibel .....	6
Jake Fleming .....	3
Mike Erickson .....	1
Brett MacKinnon .....	1
Garrett Smaagaard .....	1
Judd Stevens .....	1

**CAREER ASSISTS - CURRENT PLAYERS**

Paul Martin .....	47
Troy Riddle .....	45
Matt Koalska .....	37
Grant Potulny .....	30
Nick Anthony .....	25
Matt DeMarchi .....	23
Judd Stevens .....	15
Dan Welch .....	15
Keith Ballard .....	13
Jon Waibel .....	11
Barry Tallackson .....	10
Jake Fleming .....	9
Joey Martin .....	6
Brett MacKinnon .....	3
Mike Erickson .....	2
Garrett Smaagaard .....	2

**CAREER POINTS - CURRENT PLAYERS**

Troy Riddle .....	76
Grant Potulny .....	67
Paul Martin .....	58
Matt Koalska .....	56
Nick Anthony .....	43
Matt DeMarchi .....	31
Dan Welch .....	25
Keith Ballard .....	22
Barry Tallackson .....	21
Jon Waibel .....	17
Judd Stevens .....	16
Jake Fleming .....	12
Joey Martin .....	6
Mike Erickson .....	3
Brett MacKinnon .....	3
Garrett Smaagaard .....	3

**CAREER GAMES - CURRENT PLAYERS**

Matt DeMarchi .....	114
Nick Anthony .....	93
Matt Koalska .....	86
Jon Waibel .....	86
Grant Potulny .....	85
Paul Martin .....	82
Troy Riddle .....	82
Dan Welch .....	56
Barry Tallackson .....	44
Jake Fleming .....	43
Judd Stevens .....	41
Keith Ballard .....	41
Joey Martin .....	29
Brett MacKinnon .....	20
Garrett Smaagaard .....	19
Travis Weber .....	10
Mike Erickson .....	9
Chad Roberg .....	9
Justin Johnson .....	6

**2001-02 Season Highs/Lows**

**Team**

<b>MOST GOALS/GAME</b>	(9) 10/27 vs. Colgate
<b>LEAST GOALS/GAME</b>	(1) 1/25 vs. Denver
<b>MOST ASSISTS/GAME</b>	(14) 10/27 vs. Colgate
<b>LEAST ASSISTS/GAME</b>	(2) 1/25 vs. Denver
<b>MOST GOALS AGAINST/GAME</b>	(8) 1/11 at Wisconsin
<b>LEAST GOALS AGAINST/GAME</b>	(0) two times, last 10/27 vs. Colgate
<b>MOST ASSISTS AGAINST/GAME</b>	(11) 1/11 at Wisconsin
<b>LEAST ASSISTS AGAINST/GAME</b>	(0) two times, last 10/27 vs. Colgate
<b>MOST GOALS/PERIOD</b>	(5) 11/2 at Michigan Tech - second period
<b>MOST GOALS AGAINST/PERIOD</b>	(4) four times, last 2/1 vs. UMD - second period
<b>MOST POWER PLAY GOALS/GAME</b>	(5) 10/19 vs. BSU
<b>MOST POWER PLAY GOALS ALLOWED/GAME</b>	(3) two times, last 2/1 at UMD
<b>MOST SHOTS ON GOAL/GAME</b>	(53) 1/11 at Wisconsin
<b>LEAST SHOTS ON GOAL/GAME</b>	(23) two times, last 1/18 at Alaska Anchorage
<b>MOST SHOTS AGAINST/GAME</b>	(47) 12/1 at SCSU
<b>LEAST SHOTS AGAINST/GAME</b>	(18) 10/26 vs. Colgate
<b>MOST SHOTS ON GOAL/PERIOD</b>	(22) 10/20 vs. BSU - first period
<b>MOST SHOTS AGAINST/PERIOD</b>	(19) 12/1 at SCSU - second period
<b>MOST PENALTIES/GAME</b>	(15) 1/26 vs. Denver
<b>LEAST PENALTIES/GAME</b>	(3) three times, last 1/25 vs. Denver
<b>MOST PIM/GAME</b>	(48) 1/11 at Wisconsin
<b>LEAST PIM/GAME</b>	(6) three times, last 1/25 vs. Denver
<b>MOST OPP. PENALTIES/GAME</b>	(14) 1/26 vs. Denver
<b>LEAST OPP. PENALTIES/GAME</b>	(4) 11/23 at Michigan
<b>MOST OPP. PIM/GAME</b>	(29) 2/9 at North Dakota
<b>LEAST OPP. PIM/GAME</b>	(8) 11/23 at Michigan
<b>QUICKEST TWO GOALS</b>	(0:09) 11/2 at Michigan Tech - second period (Anthony, Wendell)
<b>QUICKEST THREE GOALS</b>	(2:23) 11/2 at Michigan Tech - second period (Pohl, P. Martin, Taffe)

**Individual**

<b>GOALS/GAME</b>	(3) Jeff Taffe, 11/23 at Michigan
<b>GOALS/PERIOD</b>	(2) five times, last John Pohl, 2/9 at UND
<b>ASSISTS/GAME</b>	(5) John Pohl, 10/27 vs. Colgate
<b>ASSISTS/PERIOD</b>	(3) Troy Riddle, 2/15 vs. CC - second period
<b>POINTS/GAME</b>	(5) two times, last John Pohl, 10/27 vs. Colgate
<b>POINTS/PERIOD</b>	(3) four times, Troy Riddle, 2/16 vs. CC - third period
<b>PENALTIES/GAME</b>	(4) four times, last Jon Waibel, 3/8 vs. North Dakota
<b>PIM/GAME</b>	(19) Jeff Taffe, 11/17 vs. UMD
<b>SHOTS ON GOAL/GAME</b>	(11) Jordan Leopold, 11/3 at Michigan Tech
<b>SAVES/GAME</b>	(45) Adam Hauser, 12/1 at SCSU

## 2001-02 Goal Breakdown

	MN	OPP
5-on-5	111	73
5-on-4	58	27
6-on-5	4	1
4-on-5	14	8
4-on-4	5	5
5-on-3	4	4
4-on-3	1	0
Power Play	63	32
Shorthanded	14	8
Empty Net	3	2
First Minute of Game	3	0
First 2 Minutes of Game	6	1
First 5 Minutes of Game	14	6
First 10 Minutes of Game	26	17
First Goal of Game	20	24
First Minute of Period	14	3
Last Minute of Period	11	6
Last Minute of Game	8	3
Last 5 Minutes of Game	15	11
To Tie Game – Last 5 Minutes	3	1
To Win Game – Last 5 Minutes	2	1
Unassisted	17	10
One Assist	52	37
Two Assists	128	71
Home	114	52
Road	61	52
Neutral	17	12
Overtime	3	0

### GOAL SCORED AFTER OPPONENTS' GOAL

	MN	OPP
Less Than One Minute	5	2
One To Three Minutes	13	7
Three To Five Minutes	10	5

## 2001-02 Record When Having a Point

Player	No. of Games	Record
Troy Riddle	28 of 44	21-5-2 (.786)
Grant Potulny	28 of 43	20-5-3 (.768)
Paul Martin	24 of 44	19-2-3 (.854)
Matt Koalska	22 of 44	16-4-2 (.773)
Barry Tallackson	20 of 44	14-3-3 (.775)
Keith Ballard	20 of 39	17-2-1 (.875)
Judd Stevens	13 of 40	9-2-2 (.769)
Jake Fleming	12 of 43	7-1-4 (.750)
Nick Anthony	11 of 25	10-1-0 (.909)
Matt DeMarchi	9 of 32	7-2-0 (.778)
Dan Welch	9 of 17	8-1-0 (.889)
Jon Waibel	8 of 44	5-2-1 (.750)
Pat O'Leary	5 of 41	3-1-1 (.700)
Joey Martin	5 of 10	4-1-0 (.800)
Garrett Smaagaard	3 of 18	3-0-0 (1.00)
Brett MacKinnon	3 of 19	2-0-1 (.833)
Mike Erickson	2 of 9	2-0-0 (1.00)

## 2001-02 Multiple-Point Games (season/career)

Player (Games)	Last Time	Record
Troy Riddle (13/21)	4/6/02 vs. Maine (2a)	12-1-0/20-1-0
Paul Martin (11/17)	1/19/02 at UAA (1g, 1a)	10-0-1/13-1-1
Matt Koalska (8/15)	3/1/02 at SCSU (2a)	7-1-0/14-1-0
Nick Anthony (5/10)	3/8/02 vs. UND (1g, 2a)	4-1-0/8-1-0
Grant Potulny (5/15)	4/4/02 vs. Michigan (2g)	3-2-0/11-3-1
Judd Stevens (3/3)	12/29/01 vs. Providence (1g, 1a)	3-0-0/3-0-0
Keith Ballard (3/3)	1/26/02 vs. DU (2g)	3-0-0/3-0-0
Barry Tallackson (3/3)	3/16/02 vs. DU (2a)	2-1-0/2-1-0
Dan Welch (2/3)	3/9/02 vs. UND (1g, 1a)	2-0-0/3-0-0
Matt DeMarchi (2/4)	2/15/02 vs. C.C. (1g, 1a)	1-1-0/3-1-0
Mike Erickson (1/1)	10/26/01 vs. Colgate (2a)	1-0-0/1-0-0
Jon Waibel (1/1)	11/17/01 vs. UMD (1g, 1a)	1-0-0/1-0-0

## 2001-02 Multiple-Goal Games (season/career)

Player (Games)	Last Time	Record
Grant Potulny (2/5)	4/4/02 vs. Michigan (2g)	2-0-0/5-0-0
Troy Riddle (2/4)	10/26/01 vs. Colgate (2g)	2-0-0/4-0-0
Nick Anthony (2/2)	2/15/02 vs. CC (2g)	1-1-0/1-1-0
Matt Koalska (1/1)	10/27/01 vs. Colgate (2g)	1-0-0/1-0-0
Keith Ballard (1/1)	1/26/01 vs. Denver (2g)	1-0-0/1-0-0
Barry Tallackson (1/1)	2/8/02 at UND (2g)	1-0-0/1-0-0
Dan Welch (0/1)	2/18/00 at MTU (2g)	0-0-0/1-0-0

## Career Shutouts

### Player

Justin Johnson (1, 1H) 10/27/01 vs. Colgate (9-0, 28 sv)

## Career 3+ Point Games

Player	3pts	4pts	5pts	Total
Troy Riddle	6	1	0	7
Grant Potulny	4	0	0	4
Matt Koalska	2	1	0	3
Nick Anthony	3	0	0	3
Paul Martin	2	0	0	2

## Career Hat Tricks

### Player

Grant Potulny 1 1/20/01 at Wisconsin (3-0--3)



## Month-By-Month

No.	Player	Oct.	Nov.	Dec.	Jan.	Feb.	March	April
2	Peter Kennedy							
3	Chris Harrington							
4	P.J. Atherton							
5	Jon Waibel							
6	Judd Stevens							
7	Gino Guyer							
9	Andy Sertich							
10	Paul Martin							
11	Dan Welch							
13	Keith Ballard							
14	Chad Roberg							
15	Mike Erickson							
16	Nick Anthony							
17	Garrett Smaagaard							
18	Grant Potulny							
19	Matt DeMarchi							
20	Joey Martin							
21	Troy Riddle							
22	Jeff Taffe							
23	Tyler Hirsch							
24	Matt Koalska							
25	Jerrid Reinholz							
26	Thomas Vanek							
27	Barry Tallackson							
28	Brett MacKinnon							
29	Jake Fleming							
31	Travis Weber							
33	Justin Johnson							

## 2001-02 WCHA Freshmen Scoring

Rk.	Team	Fr. Scoring	Leader
1.	North Dakota	43-64--107	Brandon Bochenki (17-15--32)
2.	St. Cloud State	34-70--103	Peter Szabo (7-26--33)
3.	<b>Minnesota</b>	<b>31-54--85</b>	<b>Two tied at 23</b>
4.	Michigan Tech	24-54--78	Colin Murphy (8-19--27)
5.	Denver	21-50--71	Jon Foster (7-19--26)
6.	MSU, Mankato	19-48--67	Steven Johns (1-19--20)
7.	Minnesota-Duluth	23-42--65	Evan Schwabe (7-7--14)
8.	Colorado College	13-26--39	Scott Polaski (4-11--15)
9.	Alaska Anchorage	12-26--38	John Hopson (7-8--15)
10.	Wisconsin	10-11--21	Alex Leavitt (10-11--21)

## 2001-02 WCHA Defensemen Goal Scoring

Rk.	Team	Goals	Leader
1.	<b>Minnesota</b>	<b>46</b>	<b>Jordan Leopold (20)</b>
2.	St. Cloud State	29	Derek Eastman (8)
3.	North Dakota	26	Aaron Schneekloth (8)
4.	Minnesota-Duluth	25	Andy Reiersen (16)
5.	Colorado College	23	Tom Preissing (6)
6.	Alaska Anchorage	21	Two tied at 7
7.	MSU, Mankato	16	Andy Hedlund (5)
8.	Denver	15	Aaron MacKenzie (5)
9.	Michigan Tech	14	Justin Brown (5)
10.	Wisconsin	12	Dan Boeser (5)

## 2001-02 Stats By Class

	G-A--Pts	P/M	PP	SH	GW
Senior (6)	64-102--166	74/159	28	4	7
Junior (4)	45-40--85	77/184	13	2	9
Sophomore (7)	58-118--176	87/174	17	4	10
Freshman (7)	31-54--85	47/94	5	3	6

## Minnesota's Fastest Goals (2001-02)

### To Start a Game

0:43	Grant Potulny vs. UMD, Nov. 16 (5-1 win)
0:55	Jordan Leopold vs. St. Cloud State, March 15 (4-1 win)
1:00	Barry Tallackson vs. Providence, Dec. 29 (6-1 win)
1:10	Grant Potulny at St. Cloud State, March 1 (5-4 win)
1:33	John Pohl vs. Bemidji State, Oct. 20 (7-1 win)

### To Start a Period

0:17	Troy Riddle vs. Colorado College, Feb. 16 (3rd, 7-3 win)
0:18	Nick Anthony vs. North Dakota, March 8 (2nd, 7-2 win)
0:19	Jeff Taffe at St. Cloud State, March 1 (2nd, 5-4 win)
0:22	Jordan Leopold vs. MSU, Mankato, Nov. 9 (2nd, 5-3 win)
0:26	John Pohl at Alaska Anchorage, Jan. 18 (3rd, 3-3 tie)
0:27	Jordan Leopold at North Dakota, Oct. 5 (3rd, 7-5 win)
0:27	Nick Anthony vs. Wisconsin, Feb. 22 (3rd, 6-3 win)
0:27	John Pohl vs. St. Cloud State, March 2 (3rd, 3-1 win)
0:31	Jeff Taffe at North Dakota, Oct. 5 (2nd, 7-5 win)
0:35	Jeff Taffe vs. St. Cloud State, March 15 (3rd, 4-1 win)
0:43	Grant Potulny vs. UMD, Nov. 16 (1st, 5-1 win)
0:55	Jordan Leopold vs. St. Cloud State, March 15 (1st, 4-1 win)

## 2002-03 Minnesota Schedule/Results

<u>Date</u>	<u>Opponent</u>	<u>Result</u>	<u>MN/OPP Rank</u>	<u>MN/OPP Shots</u>	<u>MN/OPP Power-Play</u>	<u>MN/OPP Penalties</u>	<u>Goaltender</u>	<u>Attend.</u>
10/12	vs. Ohio State*# (FSN)							
10/18	at New Hampshire* (FSN)							
10/19	at New Hampshire* (KSTC-45)							
10/25	at Michigan Tech							
10/26	at Michigan Tech							
11/1	ALABAMA-HUNTSVILLE* (FSN)							
11/2	ALABAMA-HUNTSVILLE*							
11/8	at MSU, Mankato (FSN)							
11/9	at MSU, Mankato (KSTC-45)							
11/15	COLORADO COLLEGE							
11/16	COLORADO COLLEGE							
11/22	MICHIGAN TECH							
11/23	MICHIGAN TECH							
11/29	MICHIGAN STATE* (FSN)							
12/1	MICHIGAN* (FSN)							
12/6	at Wisconsin (FSN)							
12/7	at Wisconsin (FSN)							
12/27	YALE* (FSN)							
12/28	B.C./BOWLING GREEN* (KSTC-45)							
1/3	ST. CLOUD STATE (FSN)							
1/4	at St. Cloud State (FSN)							
1/10	NORTH DAKOTA (KSTC-45)							
1/11	NORTH DAKOTA (FSN)							
1/24	MSU, MANKATO (FSN)							
1/25	MSU, MANKATO (FSN)							
1/31	at Alaska Anchorage							
2/1	at Alaska Anchorage							
2/7	at Colorado College (FSN)							
2/8	at Colorado College (FSN)							
2/14	WISCONSIN (FSN)							
2/15	WISCONSIN (FSN)							
2/21	at Minnesota-Duluth (KSTC-45)							
2/22	at Minnesota-Duluth (FSN)							
2/28	DENVER (FSN)							
3/1	DENVER (FSN)							
3/7	at St. Cloud State (FSN)							
3/8	ST. CLOUD STATE (FSN)							
3/14-16	WCHA First Round							
3/20-22	WCHA Final Five							
3/28-30	NCAA Regionals							
4/10-12	NCAA Frozen Four							

\*Non-Conference

# Xcel Energy Center

**The Automated ScoreBook**  
**Minnesota Combined Team Statistics (as of Oct 08, 2002)**  
**All games**

DATE	OPPONENT	W/L	SCORE	ATTEND	RECORD:	OVERALL	HOME	AWAY	NEUTRAL						
Oct 05, 2001	at North Dakota	W	7-5	11690	ALL GAMES.....	(32- 8- 4)	(18- 4- 0)	(10- 3- 4)	( 4- 1- 0)						
Oct 19, 2001	BEMIDJI STATE	W	7-2	9569	CONFERENCE.....	(18- 7- 3)	(10- 4- 0)	( 8- 3- 3)	( 0- 0- 0)						
Oct 20, 2001	BEMIDJI STATE	W	7-1	9562	NON-CONFERENCE.....	(14- 1- 1)	( 8- 0- 0)	( 2- 0- 1)	( 4- 1- 0)						
Oct 26, 2001	COLGATE	W	8-0	9684											
Oct 27, 2001	COLGATE	W	9-0	9730											
*Nov 02, 2001	at Michigan Tech	W	7-3	2555	## INDIVIDUAL (by pts)	GP	G	A	Pts	Shots	Pct	--PEN--	GOALS		
*Nov 03, 2001	at Michigan Tech	T OT	5-5	2545								No-Min	PP SH		
*Nov 09, 2001	MSU, MANKATO	W	5-3	9804	9 POHL, John	44	27	52	79	108	.250	13-26	14 3		
*Nov 10, 2001	MSU, MANKATO	W	4-2	9871	22 TAFFE, Jeff	43	34	24	58	177	.192	32-86	14 1		
*Nov 16, 2001	MINNESOTA-DULUTH	W	5-1	9899	3 LEOPOLD, Jordan	44	20	28	48	223	.090	14-28	8 1		
*Nov 17, 2001	MINNESOTA-DULUTH	W	5-3	9917	21 RIDDLE, Troy	44	16	31	47	166	.096	23-46	4 3		
Nov 23, 2001	at Michigan	W	5-2	6917	10 MARTIN, Paul	44	8	30	38	106	.075	11-22	3 0		
Nov 25, 2001	at Michigan State	T OT	4-4	6871	18 POTULNY, Grant	43	15	19	34	108	.139	19-38	8 0		
*Nov 30, 2001	ST. CLOUD STATE	L	2-3	10231	24 KOALSKA, Matt	44	10	23	33	101	.099	17-34	2 1		
*Dec. 1, 2001	at St. Cloud State	T OT	2-2	6685	27 TALLACKSON, Barry	44	13	10	23	80	.162	22-44	3 0		
*Dec 7, 2001	at Denver Pioneers	W	2-1	6013	13 BALLARD, Keith	41	10	13	23	115	.087	21-42	2 1		
*Dec 8, 2001	at Denver Pioneers	L	3-4	6013	16 ANTHONY, Nick	25	9	9	18	34	.265	3-6	0 1		
Dec 28, 2001	FERRIS STATE	W	3-2	10040	11 WENDELL, Erik	44	8	9	17	80	.100	21-42	3 0		
Dec 29, 2001	PROVIDENCE	W	6-1	10074	6 STEVENS, Judd	41	1	15	16	38	.026	7-14	0 0		
*Jan 05, 2002	NORTH DAKOTA	L	3-4	10214	26 ANGELL, Nick	44	4	11	15	61	.066	26-63	2 1		
*Jan 06, 2002	NORTH DAKOTA	W	2-1	10183	29 FLEMING, Jake	43	3	9	12	44	.068	3-6	0 2		
*Jan 11, 2002	at Wisconsin	L	3-8	12937	23 WELCH, Dan	19	4	7	11	28	.143	6-12	0 0		
*Jan 12, 2002	at Wisconsin	W	6-2	14711	19 DeMARCHI, Matt	36	3	8	11	42	.071	52-112	0 0		
*Jan 18, 2002	at Alaska Anchorage	T OT	3-3	4658	5 WAIBEL, Jon	44	5	4	9	53	.094	19-38	0 0		
*Jan 19, 2002	at Alaska Anchorage	W	5-2	5230	25 O'LEARY, Pat	40	4	2	6	36	.111	9-18	0 0		
*Jan 25, 2002	DENVER PIONEERS	L	1-3	10176	28 MacKINNON, Brett	21	1	3	4	11	.091	0-0	0 0		
*Jan 26, 2002	DENVER PIONEERS	W	6-1	10217	20 MARTIN, Joey	11	0	4	4	1	.000	7-14	0 0		
*Feb. 1, 2002	at Minnesota-Duluth	L	2-5	5405	15 ERICKSON, Mike	9	1	2	3	3	.333	1-2	0 0		
*Feb. 2, 2002	at Minnesota-Duluth	W	2-1	5405	17 SMAAGAARD, Garrett	19	1	2	3	15	.067	1-2	0 0		
*Feb 08, 2002	at North Dakota	W	6-4	11815	1 HAUSER, Adam	35	0	2	2	0	.000	4-8	0 0		
*Feb 09, 2002	at North Dakota	W	4-3	12189	2 NENOVICH, Mark	5	0	1	1	2	.000	2-4	0 0		
*Feb 15, 2002	COLORADO COLLEGE	L	5-6	10219	33 JOHNSON, Justin	7	0	0	0	0	.000	0-0	0 0		
Feb 16, 2002	COLORADO COLLEGE	W	7-3	10221	14 ROBERG, Chad	3	0	0	0	0	.000	0-0	0 0		
Feb 22, 2002	WISCONSIN	W	6-3	10192	TM TEAM	8	0	0	0	0	.000	5-10	0 0		
*Feb 23, 2002	WISCONSIN	W OT	4-3	10228	Total.....	44	197	318	515	1632	.121	338-717	63 14		
*Mar 01, 2002	at St. Cloud State	W	5-4	6685	Opponents.....	44	119	182	301	1227	.097	362-768	32 8		
*Mar 02, 2002	ST. CLOUD STATE	W	3-1	10248											
Mar 08, 2002	NORTH DAKOTA	W	7-2	10203											
Mar 09, 2002	NORTH DAKOTA	W OT	4-3	10216											
Mar 15, 2002	vs St. Cloud State	W	4-1	18523	## GOALTENDERS	GP	Time	GA	EN	Avg Save	Pct	W	L	T	
Mar 16, 2002	vs Denver Pioneers	L	2-5	18126	1 HAUSER, Adam	35	2002:31	80	0	2.40	.842	.913	23	6	4
Mar 23, 2002	vs Colorado College	W	4-2	-	33 JOHNSON, Justin	7	233:31	12	0	3.08	.99	.892	3	0	0
Apr 04, 2002	vs Michigan	W	3-2	19234	31 WEBER, Travis	10	456:09	25	0	3.29	.167	.870	6	2	0
Apr 06, 2002	vs Maine	W OT	4-3	19324	TM EMPTY NET	8	5:24	0	2	0.00	0	.000	0	0	0
					Total.....	44	2697:35	119	2	2.65	.1108	.904	32	8	4
					Opponents.....	44	2697:35	197	3	4.38	.1435	.881	8	32	4

TEAM STATISTICS	MINN	OPP
SHOT STATISTICS.....		
Goals-Shot attempts.....	197-1632	119-1227
Shot pct.....	.121	.097
Goals/Game.....	4.5	2.7
Shots/Game.....	37.1	27.9
POWER PLAYS.....		
Goals-Power Plays.....	63-237	32-214
Conversion Percent.....	.266	.150
Shot Attempts.....	435	269
Shot Percent.....	.145	.119
SHORT-HANDED.....		
Goals-Shot attempts.....	14-75	8-54
Shot Percent.....	.187	.148
GOAL BREAKDOWN.....		
Power Play.....	63	32
Short-handed.....	14	8
Empty net.....	3	2
Penalty.....	0	0
Unassisted.....	13	10
Overtime.....	3	0
Shootout.....	0	0
Delayed Penalty.....	2	0
PENALTIES.....		
Number.....	338	362
Minutes.....	717	768
Penalties/Game.....	7.7	8.2
Pen minutes/Game.....	16.3	17.5

ATTENDANCE SUMMARY	MINN	OPP			
Total.....	220698	128324			
Dates/Avg Per Date.....	22/10032	17/7548			
Neutral Site #/Avg.....	5/15041				
GOALS BY PERIOD	1	2	3	OT	Total
Minnesota.....	56	74	64	3	197
Opponents.....	36	44	39	0	119
SHOTS BY PERIOD	1	2	3	OT	Total
Minnesota.....	517	585	504	26	1632
Opponents.....	388	420	404	15	1227
SAVES BY PERIOD	1	2	3	OT	Total
Minnesota.....	352	376	365	15	1108
Opponents.....	461	511	440	23	1435

**The Automated ScoreBook**  
**Minnesota Combined Team Statistics (as of Oct 08, 2002)**  
**Conference games**

DATE	OPPONENT	W/L	SCORE	ATTEND	RECORD:	OVERALL	HOME	AWAY	NEUTRAL
*Nov 02, 2001	at Michigan Tech	W	7-3	2555	ALL GAMES.....	(18- 7- 3)	(10- 4- 0)	( 8- 3- 3)	( 0- 0- 0)
*Nov 03, 2001	at Michigan Tech	T OT	5-5	2545	CONFERENCE.....	(18- 7- 3)	(10- 4- 0)	( 8- 3- 3)	( 0- 0- 0)
*Nov 09, 2001	MSU, MANKATO	W	5-3	9804	NON-CONFERENCE.....	( 0- 0- 0)	( 0- 0- 0)	( 0- 0- 0)	( 0- 0- 0)
*Nov 10, 2001	MSU, MANKATO	W	4-2	9871					
*Nov 16, 2001	MINNESOTA-DULUTH	W	5-1	9899					
*Nov 17, 2001	MINNESOTA-DULUTH	W	5-3	9917					
*Nov 30, 2001	ST. CLOUD STATE	L	2-3	10231					
*Dec. 1, 2001	at St. Cloud State	T OT	2-2	6685					
*Dec 7, 2001	at Denver Pioneers	W	2-1	6013					
*Dec 8, 2001	at Denver Pioneers	L	3-4	6013					
*Jan 05, 2002	NORTH DAKOTA	L	3-4	10214					
*Jan 06, 2002	NORTH DAKOTA	W	2-1	10183					
*Jan 11, 2002	at Wisconsin	L	3-8	12937					
*Jan 12, 2002	at Wisconsin	W	6-2	14711					
*Jan 18, 2002	at Alaska Anchorage	T OT	3-3	4658					
*Jan 19, 2002	at Alaska Anchorage	W	5-2	5230					
*Jan 25, 2002	DENVER PIONEERS	L	1-3	10176					
*Jan 26, 2002	DENVER PIONEERS	W	6-1	10217					
*Feb. 1, 2002	at Minnesota-Duluth	L	2-5	5405					
*Feb. 2, 2002	at Minnesota-Duluth	W	2-1	5405					
*Feb 08, 2002	at North Dakota	W	6-4	11815					
*Feb 09, 2002	at North Dakota	W	4-3	12189					
*Feb 15, 2002	COLORADO COLLEGE	L	5-6	10219					
*Feb 16, 2002	COLORADO COLLEGE	W	7-3	10221					
*Feb 22, 2002	WISCONSIN	W	6-3	10192					
*Feb 23, 2002	WISCONSIN	W OT	4-3	10228					
*Mar 01, 2002	at St. Cloud State	W	5-4	6685					
*Mar 02, 2002	ST. CLOUD STATE	W	3-1	10248					

\* denotes conference game

TEAM STATISTICS		MINN	OPP
<b>SHOT STATISTICS</b> .....			
Goals-Shot attempts.....	113-1016		84-787
Shot pct.....	.111		.107
Goals/Game.....	4.0		3.0
Shots/Game.....	36.3		28.1
<b>POWER PLAYS</b> .....			
Goals-Power Plays.....	36-143		23-137
Conversion Percent.....	.252		.168
Shot Attempts.....	274		177
Shot Percent.....	.131		.130
<b>SHORT-HANDED</b> .....			
Goals-Shot attempts.....	9-52		5-32
Shot Percent.....	.173		.156
<b>GOAL BREAKDOWN</b> .....			
Power Play.....	36		23
Short-handed.....	9		5
Empty net.....	3		1
Penalty.....	0		0
Unassisted.....	7		4
Overtime.....	1		0
Shootout.....	0		0
Delayed Penalty.....	1		0
<b>PENALTIES</b> .....			
Number.....	212		217
Minutes.....	465		467
Penalties/Game.....	7.6		7.8
Pen minutes/Game.....	16.6		16.7
<b>FACEOFFS (W-L)</b> .....			
Faceoff W-L Pct.....	1024-933		933-1024
Faceoff W-L Pct.....	.523		.477
<b>SHOOTOUTS (Made-Att)</b> .....			
	0-0		0-0

##	INDIVIDUAL (by pts)	GP	SHOTS				Pct	--PEN--  No-Min	GOALS	
			G	A	Pts	Shots			PP	SH
9	POHL, John	28	17	29	46	.68	10-20	9	2	
3	LEOPOLD, Jordan	28	14	19	33	.148	10-20	6	0	
22	TAFFE, Jeff	27	17	14	31	.112	16-54	8	1	
21	RIDDLE, Troy	28	8	19	27	.107	22-44	0	2	
18	POTULNY, Grant	28	8	15	23	.60	10-20	5	0	
10	MARTIN, Paul	28	5	17	22	.73	6-12	2	0	
24	KOALSKA, Matt	28	4	14	18	.56	12-24	1	0	
27	TALLACKSON, Barry	28	8	4	12	.61	14-28	2	0	
13	BALLARD, Keith	27	3	8	11	.69	9-18	1	0	
16	ANTHONY, Nick	13	6	4	10	.16	3-75	1	0	
6	STEVENS, Judd	25	0	10	10	.23	5-10	0	0	
11	WENDELL, Erik	28	5	3	8	.40	11-22	1	0	
5	WAIBEL, Jon	28	4	4	8	.32	11-22	0	0	
26	ANGELL, Nick	28	3	5	8	.40	15-41	1	1	
29	FLEMING, Jake	28	3	4	7	.30	2-4	0	2	
19	DEMARCHI, Matt	24	2	5	7	.24	36-80	0	0	
23	WELCH, Dan	12	3	3	6	.20	3-6	0	0	
7	MARTIN, Joey	7	0	3	3	0	4-8	0	0	
25	O'LEARY, Pat	26	2	0	2	.17	7-14	0	0	
1	HAUSER, Adam	22	0	2	2	0	2-4	0	0	
17	SMAGAARD, Garrett	12	1	0	1	.10	1-2	0	0	
28	MackINNON, Brett	15	0	1	1	0	0-0	0	0	
2	NENOVICH, Mark	3	0	1	1	0	1-2	0	0	
15	ERICKSON, Mike	5	0	0	0	0	1-2	0	0	
14	ROBERG, Chad	2	0	0	0	0	0-0	0	0	
TM TEAM		5	0	0	0	0	3-6	0	0	
Total.....		28	113	184	297	.1016	212-465	36	9	
Opponents.....		28	84	136	220	.787	217-467	23	5	

##	GOALTENDERS	GP	---GOAL AVERAGE---			--SAVES--					
			Time	GA	EN	Avg Save	Pct	W	L	T	
1	HAUSER, Adam	22	1223:01	50	0	2.45	.522	.913	13	5	3
33	JOHNSON, Justin	5	173:31	12	0	4.15	.71	.855	2	0	0
31	WEBER, Travis	7	296:09	21	0	4.25	.110	.840	3	2	0
TM EMPTY NET		5	4:20	0	1	0.00	0	.000	0	0	0
Total.....		28	1697:01	84	1	2.97	.703	.894	18	7	3
Opponents.....		28	1697:01	113	3	4.00	.903	.891	7	18	3

ATTENDANCE SUMMARY		MINN	OPP
Total.....		141620	102846
Dates/Avg Per Date.....		14/10116	14/7346
Neutral Site #/Avg.....		0/0	

GOALS BY PERIOD					
	1	2	3	OT	Total
Minnesota.....	26	47	39	1	113
Opponents.....	27	32	25	0	84

SHOTS BY PERIOD					
	1	2	3	OT	Total
Minnesota.....	317	373	320	6	1016
Opponents.....	261	274	249	3	787

SAVES BY PERIOD					
	1	2	3	OT	Total
Minnesota.....	234	242	224	3	703
Opponents.....	291	326	281	5	903

MHO  
H65h

**MINNESOTA  
MEDIA RELATIONS**

**Hockey contact:** John Romo  
Assistant Media Relations Director  
**Phone:** 612.625.4090  
**Fax:** 612.625.0359  
**email:** romox001@umn.edu

# MINNESOTA



## Golden Gopher MEN'S HOCKEY

Minnesota Athletic Media Relations, 516 15th Ave. SE, 244 Bierman Field Athletic Building, Minneapolis, Minn. 55455

[www.gophersports.com](http://www.gophersports.com)

### GAMES 8-9



vs.



**#3 MINNESOTA (4-1-2, 1-0-1)**  
at  
**Minnesota State (1-3-2, 0-1-1)**

**Location:** Mankato, Minn.  
Midwest Wireless Civic Center (4,832)  
**Time:** 7:35 p.m. (Friday)/7:05 p.m. (Saturday)  
**TV:** Fox Sports Net (Friday)/KSTC 45 (Saturday)  
Frank Mazzocco (play-by-play), Doug Woog (analyst)  
**Radio:** WCCO 830 (Friday)/KCCO 950 (Saturday)  
Wally Shaver (play-by-play), Glen Sonmor (analyst)

### SERIES HISTORY

**Series Record**  
Minnesota leads 8-1-2

**In Minneapolis:** Minnesota leads 5-1-2  
**In Mankato:** Minnesota leads 2-0-0  
**Neutral Site:** Minnesota leads 1-0-0

**First Meeting**  
Jan. 2, 1998      Minnesota 6      MSU 2

**Last Meeting**  
Nov. 10, 2002      Minnesota 4      MSU 2

### INJURY UPDATE

Junior forward Jon Waibel will miss 4-to-6 weeks after suffering a fractured hand in Friday's 12-1 win vs. Alabama-Huntsville. Waibel earned his first career hat trick in the contest.

Sophomore transfer Jerrid Reinholz will miss this weekend's series with a broken jaw suffered in Saturday's game. His timetable for return will be determined after seeing a specialist on Wednesday afternoon. Reinholz collected a career-high three assists last Friday night vs. UAH.

Waibel and Reinholz join Grant Potulny and Barry Tallackson on the injured list for the Golden Gophers.

### The Series

Minnesota leads the all-time series vs. Minnesota State by an 8-1-2 margin. The two teams have met just twice in Mankato with the Golden Gophers claiming a pair of victories, 3-1, 4-1, on Feb. 9-10, 2001. Minnesota has won five in a row in the series.

The Mavericks' lone victory occurred on Jan. 29, 2000 at Mariucci Arena. Minnesota State claimed a 6-5 overtime win. The Mavericks' Andy Fermoyle scored at the 2:01 mark of overtime.

### About MSU

Minnesota State is 0-1-1 in league play after facing St. Cloud State in its conference opener two weeks ago. The Mavericks dropped a 6-5 decision in overtime in St. Cloud. The following night in Mankato, goalie Jason Jensen stopped 30 of 31 shots in a 1-1 tie. Last weekend, the Mavericks tied and beat visiting Bemidji State.

### Lucia vs. Minnesota State

Don Lucia has a 14-1-0 career record against Minnesota State with the lone loss coming at Mariucci Arena on Jan. 29, 2000. With Minnesota, Lucia owns a 6-1-0 record vs. the Mavericks.

In his career, Lucia has a 7-1-0 record at home vs. MSU. In six games, his teams have never lost at the Midwest Wireless Civic Center in Mankato.

### Last Year

Minnesota and Minnesota State met just twice last season. In an early-season series at Mariucci Arena, the Golden Gophers earned a hard-fought sweep, 5-3, 4-2.

In the opener, Minnesota scored three second-period goals to take a 4-2 lead, but Shane Joseph's goal at the 5:05 mark of the third cut the lead to one. All-American John Pohl scored his second goal of the game at 7:49 to secure the win.

In the rematch, the Mavericks put two past goaltender Justin Johnson in the first period. Johnson then shut down MSU as the Golden Gophers scored twice in both the second and third periods. Johnson stopped 31 of 33 shots.


### MINNESOTA SCHEDULE

Date	Opponent	Time/Result
Oct. 12	vs. OHIO STATE*#	W 7-2
Oct. 18	at New Hampshire*	T 5-5
Oct. 19	at New Hampshire*	L 1-3
Oct. 25	at Michigan Tech	W 5-4
Oct. 26	at Michigan Tech	T 3-3
Nov. 1	ALABAMA-HUNTSVILLE*	W 12-1
Nov. 2	ALABAMA-HUNTSVILLE*	W 4-2
Nov. 8	at MSU, Mankato	7:35 p.m.
Nov. 9	at MSU, Mankato	7:05 p.m.
Nov. 15	COLORADO COLLEGE	7:05 p.m.
Nov. 16	COLORADO COLLEGE	7:05 p.m.
Nov. 22	MICHIGAN TECH	7:05 p.m.
Nov. 23	MICHIGAN TECH	7:05 p.m.
Nov. 29	MICHIGAN STATE*\$	7:05 p.m.
Dec. 1	MICHIGAN*\$	2:05 p.m.
Dec. 7	at Wisconsin	7:05 p.m.
Dec. 8	at Wisconsin	7:05 p.m.
Dec. 27	YALE*@	7:05 p.m.
Dec. 28	B.C./BOWLING GREEN*@	7:05 p.m.
Jan. 3	ST. CLOUD STATE	7:05 p.m.
Jan. 4	at St. Cloud State	7:05 p.m.
Jan. 10	NORTH DAKOTA	7:05 p.m.
Jan. 11	NORTH DAKOTA	7:05 p.m.
Jan. 17	U.S. UNDER 18 TEAM^	7:05 p.m.
Jan. 24	MSU, MANKATO	7:05 p.m.
Jan. 25	MSU, MANKATO	2:05 p.m.
Jan. 31	at Alaska Anchorage	10:05 p.m.
Feb. 1	at Alaska Anchorage	10:05 p.m.
Feb. 7	at Colorado College	8:35 p.m.
Feb. 8	at Colorado College	8:05 p.m.
Feb. 14	WISCONSIN	7:05 p.m.
Feb. 15	WISCONSIN	7:05 p.m.
Feb. 21	at Minnesota-Duluth	7:05 p.m.
Feb. 22	at Minnesota-Duluth	7:05 p.m.
Feb. 28	DENVER	7:05 p.m.
March 1	DENVER	7:05 p.m.
March 7	at St. Cloud State	7:05 p.m.
March 8	ST. CLOUD STATE	7:05 p.m.
March 14-16	WCHA Playoffs	TBA
March 20-22	WCHA Final Five	TBA
March 27-29	NCAA Regionals	TBA
April 10-12	NCAA Frozen Four	TBA

% Hall of Fame Game, Xcel Energy Center  
\* Non-conference game  
^ Exhibition  
\$ College Hockey Showcase  
@ Dodge Holiday Classic  
Television Schedule located on page 10  
All times central.

## Record When...

Overall Record	4-1-2
WCHA Record	1-0-1
Home Record	2-0-0
Road Record	1-1-2
Neutral Site Record	1-0-0
Last 20 Games (including last year)	15-3-2
Last 10 Games (including last year)	7-1-2
Last 5 Games (including last year)	3-1-1
Scoring A Power-Play Goal	4-0-2
Not Scoring A Power-Play Goal	0-1-0
Allowing A Power-Play Goal	2-1-1
Not Allowing A Power-Play Goal	2-0-1
Scoring A Short-Handed Goal	1-0-0
Allowing A Short-Handed Goal	1-1-0
10 Or More Penalties	1-0-0
Fewer Than 10 Penalties	3-1-2
More Penalties Than Opponent	0-0-0
Fewer Penalties Than Opponent	4-1-2
Same Amount Of Penalties	0-0-0
In One-Goal Games	1-0-0
In Two-Goal Games	1-1-0
In Three-Goal or More Games	2-0-0
In Overtime Games	0-0-2
Scoring 4 or More Goals	4-0-1
Scoring 3 or Fewer Goals	0-1-1
Scoring 3 or More Goals	4-0-2
Scoring 2 or Fewer Goals	0-1-0
Allowing 4 or More Goals	1-0-1
Allowing 3 or Fewer Goals	3-1-1
Scoring First Goal Of Game	3-0-0
Opponents Score First	1-1-2
Leading After One Period	3-0-0
Trailing After One Period	1-0-2
Tied After One Period	0-1-0
Scoring First Goal Of Second Period	3-0-1
Leading After Two Periods	2-0-1
Trailing After Two Periods	1-1-0
Tied After Two Periods	1-0-1
Scoring First Goal Of Third Period	4-0-1
Having 10-19 Shots On Goal	0-0-0
Having 20-29 Shots On Goal	0-0-0
Having 30-39 Shots On Goal	1-0-1
Having 40 or More Shots On Goal	3-1-1
Allowing 10-19 Shots On Goal	1-0-0
Allowing 20-29 Shots On Goal	3-1-1
Allowing 30-39 Shots On Goal	0-0-1
Allowing 40 or More Shots On Goal	0-0-0
Outshooting Opponent	4-1-2
Opponent Outshoots Minnesota	0-0-0
Shots Are Even	0-0-0
October	2-1-2
November	2-0-0
December	0-0-0
January	0-0-0
February	0-0-0
March	0-0-0
April	0-0-0
Tuesdays	0-0-0
Thursdays	0-0-0
Fridays	2-0-1
Saturdays	2-1-1
Sundays	0-0-0
Series Record	1-0-2
Games Following A Win	1-0-2
Games Following A Loss	1-0-0
Games Following A Tie	1-1-0



*Troy Riddle's nine goals in his first seven games is the best start by a Golden Gopher since Tom Chorske had nine markers to start the 1988-89 season.*

## News & Notes

### Golden Gophers Claim Two (Very Different) Wins Vs. Alabama-Huntsville

On the night it raised its 2002 NCAA Championship banner, Minnesota rolled to a 12-1 win over Alabama-Huntsville at Mariucci Arena. A rejuvenated Charger team showed up on Saturday and the Golden Gophers battled it out for a 4-2 victory.

Friday's 12-goal output was the most for Minnesota since a 16-2 win against Maine on Jan. 4, 1986. Three Golden Gophers recorded hat tricks in the win. Jon Waibel scored two of his three goals in the first period. Minnesota erupted for five goals in each of the second and third periods. Six different skaters collected three or more points in the rout led by Thomas Vanek's six-point effort.

On Saturday, Chris Harrington collected his first career goal just 12 seconds into the game, but Minnesota needed two third-period goals to secure a 4-2 win. Senior Nick Anthony tallied his first goal of the season in the third period. His marker broke a 2-2 tie. Fellow senior Matt DeMarchi added an insurance score in the period, his second goal of the weekend.

### Hats off to Thee

The three hat tricks in one game from Thomas Vanek, Jon Waibel and Troy Riddle was the first time the Golden Gophers had three in one game since March 11, 1954. Minnesota defeated Boston College, 14-2, in an NCAA Semifinal game, behind John Mayasich (3-4--7), Dick Dougherty (4-2--6) and Gene Campbell (3-2--5).

Minnesota has had only three hat tricks in the past two years combined. The school record for hat tricks in a season is 11, set in 1978-79 and 1985-86.

### Few and Far Between

The Golden Gophers have not lost two games in a row since the end of the 2000-01 season, a span of 51 games. That is the longest streak since Minnesota went 51 games without consecutive losses from Feb. 17, 1990 to March 10, 1991. The Golden Gophers then dropped two in a row. If Minnesota collects a win or a tie this weekend, the streak of 53 games would be the longest since the team went 59 games without consecutive losses from Feb. 20, 1922 to Feb. 22, 1927.

Minnesota has not been swept by a WCHA foe since St. Cloud State won two in a row to end the 2000-01 regular season, a span of 15 league series.

### Walking Wounded

Junior Jon Waibel missed his first career game on Saturday night. He had appeared in 91 straight in his two-plus seasons with Minnesota. Entering the 2002-03 campaign, Waibel, Potulny and Tallackson combined to miss just one game in the previous two seasons. Potulny appeared in 85 of 86 games in his first two seasons, while Tallackson was the lone freshman to appear in all 44 games last year. Reinholz played in 25 games for UMD as a freshman in 2000-01. He sat out all of last season under NCAA transfer rules.

### Take Your Best Shot

The Golden Gophers have reached the 50-shot plateau three times in seven games this season. Minnesota topped 50 shots four times last season and just three times during the 2000-01 campaign. The Golden Gophers have won nine of those 10 contests in the past three years. The 56 shots on Saturday night vs. Alabama-Huntsville were the most since the Golden Gophers had 56 in a 5-1 win vs. Bemidji State on Jan. 27, 2001.

### On the Road Again

The Golden Gophers hit the road again for the third time in the last four weeks. This season, Minnesota has a 2-1-2 record away from Mariucci Arena. The Golden Gophers are 5-0-1 in their last six WCHA road games.

Last season, Minnesota was 10-3-4 on the road, including an 8-3-3 record in the WCHA. The WCHA road record was the best since the team went 13-3-0 in 1991-92.

Minnesota does not have a home WCHA series until next weekend when Colorado College comes to town. It is the latest home conference opener since 1981-82 when the Golden Gophers hosted North Dakota on Nov. 20-21, 1981.

### Out of the Gates

Minnesota hopes to begin its WCHA slate with same type of success experienced the past two seasons. In each of the past two years, the Golden Gophers have opened WCHA play with 5-0-1 league records. Last year, the Golden Gophers followed that start with a 2-4-2 stretch. Two years ago, Minnesota followed its 5-0-1 start with a 2-3-1 streak. The Golden Gophers have finished third in the WCHA in each of the past two seasons. In 1999-2000, Minnesota began conference play with a 1-4-1 record.

### Representing the WCHA

With the sweep of Alabama-Huntsville, the Golden Gophers have won 13 straight non-conference home games. In that span, Minnesota has outscored its opponent 82-18 (6.3 to 1.4). That streak will be tested at the end of November with the College Hockey Showcase. Minnesota will face No. 13 Michigan State and No. 6 Michigan. Overall, the Golden Gophers have won eight straight at Mariucci Arena.

### Solving the Riddle

Junior forward Troy Riddle finished the 2001-02 season with the third-most points of any returning WCHA player. He has picked up where he left off last season with 9-5--14 in the first seven games this year. Dating back to last season, he has 14-22--36 in the last 21 games. Riddle currently has an eight-game point streak and is tied for the WCHA lead with nine goals. He has seven multi-point games in his last 13 contests and is the team's leading active scorer with 91 career points.

Riddle's nine goals in his first seven games is the best for a Golden Gopher since Tom Chorske had nine in seven games to start the 1988-89 season. Chorske went on to score 16 more goals in his final 30 games. Last year, Jeff Taffe had eight goals in his first seven games and finished the season with 34, second-best in the nation.

### Quite a Debut

Freshman Thomas Vanek certainly made himself right at home at Mariucci Arena with a six-point debut on Friday night. He had three goals and three assists in the 12-1 win. It was the best performance by a Minnesota rookie since Dave Snuggerud had 4-2--6 in a 9-1 win over U.S. International on Dec. 16, 1985. Vanek added an assist on Nick Anthony's game-winner the following night and was named WCHA Rookie of the Week for his efforts. The Graz, Austria, native already has three multi-point and two multi-goal games in seven career contests.

### On the Defensive

Minnesota possesses two of the most talented defensemen in college hockey. Junior Paul Martin and sophomore Keith Ballard lead a talented defensive corps for the Golden Gophers. The duo ranks one and two in defenseman scoring in the WCHA. Ballard has 2-10--12, while Martin has 2-9-11.

Martin was a second-team All-WCHA selection last season, the lone underclassmen on the first two teams. He finished fourth in the country among blueliners with 38 points last season and is currently one point behind that scoring pace this season. His 56 career assists are the most of any active Golden Gopher.

Comparisons to All-American Jordan Leopold are justified based on the numbers and honors earned by both players. Both were WCHA All-Rookie selections and second-team All-WCHA players as sophomores. Through 89 career games, Martin has 13-56--69. Leopold had 22-43--65 through the first

### THE LUCIA LEDGER

✓ Is in his fourth season as head coach of the Golden Gophers

✓ Has a 362-196-39 (.639) career record, including an 83-41-10 (.657) mark at Minnesota

✓ Led Minnesota to the 2002 NCAA Title in only his third season as head coach at the 'U'

✓ Led his teams to three NCAA Frozen Four appearances in the last seven years

✓ Named Spencer Penrose National Coach of the Year in 1994

✓ Led teams to eight NCAA Tournament appearances in the last nine years

✓ Has been named WCHA Coach of the Year three times during his career

✓ Led Colorado College to three straight WCHA Championships

✓ Has coached one Hobey Baker Award winner, 12 All-Americans, 35 All-WCHA players, 15 All-WCHA defensemen, six Hobey Baker Award finalists and five WCHA Defensive Players of the Year



### Active Division I Coaches Career Wins

Coach (Teams)	Yrs	Wins	*Avg.
Jack Parker (BU)	29+	659	22.6
Jerry York (Clarkson-BGSU-BC)	30+	649	21.5
Rick Comley (LSSC-NMU-MSU)	29+	601	20.6
Red Berenson (Mich.)	18+	481	26.4
Doug Ross (Ohio, Kent, UAH)	23+	431	18.7
Mike Gilligan (Salem, Yale, Ver.)	25+	409	16.2
Craig Dahl (Bethel, UWRF, SCSU)	22+	368	16.6
Mike Sertich (UMD, MTU)	20+	367	18.3
<b>Don Lucia (UAF, CC, MN)</b>	<b>15+</b>	<b>362</b>	<b>23.9</b>

\* Average through 2001-02 season

### USA Today/American Hockey Magazine Poll

1.	Denver (12)	245
2.	Boston College (4)	220
3.	<b>Minnesota</b>	<b>205</b>
4.	New Hampshire (1)	198
5.	North Dakota (1)	186
6.	Boston University (1)	153
	Michigan	153
8.	Providence	129
9.	Colorado College	125
	Cornell	125

### USCHO.com Poll

1	Denver (27)	577
2.	Boston College (3)	496
3.	New Hampshire (4)	491
4.	<b>Minnesota (1)</b>	<b>480</b>
5	North Dakota (2)	417
6.	Michigan	386
7.	Boston University (1)	379
8.	Cornell	298
9.	Colorado College (1)	288
10.	Providence (1)	250

## Around the WCHA

Team (Overall Record, win %)	GP	W	L	T	Pts
Colorado College (6-1-1, .812)	4	3	0	1	7
Denver (7-1-0, .875)	2	2	0	0	4
Minnesota-Duluth (1-2-4, .417)	4	1	1	2	4
<b>Minnesota (4-1-2, .714)</b>	<b>2</b>	<b>1</b>	<b>0</b>	<b>1</b>	<b>3</b>
St. Cloud State (3-2-1, .583)	2	1	0	1	3
Alaska-Anchorage (1-3-2, .333)	2	0	1	1	1
Minnesota State (1-3-2, .333)	2	0	1	1	1
Michigan Tech (1-4-2, .286)	4	0	3	1	1
North Dakota (6-0-0, 1.000)	0	0	0	0	0
Wisconsin (4-4-0, .500)	2	0	2	0	0

### Last Week's Results

Alaska Anchorage (0-1-1)  
lost and tied vs. Minnesota-Duluth (2-3/2-2)

Colorado College (2-0-0)  
swept Michigan Tech (5-1/9-0)

Denver (2-0-0)  
swept host Wisconsin (5-3/5-3)

Michigan Tech (0-2-0)  
swept by host Colorado College (1-5/0-9)

Minnesota-Duluth (1-0-1)  
won and tied at Alaska Anchorage (3-2/2-2)

Minnesota State (1-0-1)  
won and tied vs. Bemidji State (1-1/3-1)

North Dakota (2-0-0)  
def. Princeton (5-2), def. Yale (7-3)

St. Cloud State (1-1-0)  
split with Ferris State (3-0/1-3)

Wisconsin (0-2-0)  
swept by visiting Denver (3-5/3-5)

### This Week's Schedule

North Dakota at St. Cloud State (Friday-Saturday)

Minnesota-Duluth at Denver (Friday-Saturday)

Alaska Anchorage at Colorado College (Friday-Saturday)

### WCHA Offensive Player of the Week

Brandon Bochenski, F, North Dakota (4-1--5 in two wins)

### WCHA Defensive Player of the Week

Isaac Reichmuth, G, UMD (stopped 40 of 44 shots in two games at UAA)

### WCHA Rookie of the Week

Thomas Vanek, F, UM (3-4--7 in home sweep of UAH)

### Grand Forks Herald Preseason Coaches Poll


Team (1st place votes)	2001-02 WCHA/Overall
1. Denver (6)	21-6-1/32-8-1
<b>2. Minnesota (3)</b>	<b>18-7-3/32-8-4</b>
3. St. Cloud State (1)	19-7-2/29-11-2
4. Colorado College	16-10-2/27-13-3
5. North Dakota	11-15-2/16-19-2
6. Wisconsin	12-13-3/16-19-4
7. Minnesota-Duluth	6-19-3/13-24-3
8. Minnesota State, Mankato	11-15-2/16-20-2
9. Alaska-Anchorage	10-14-4/12-19-5
10. Michigan Tech	4-22-2/8-28-2

### Preseason Player of the Year

Wade Dubielewicz, Goaltender, University of Denver

### Preseason Rookie of the Year

Zach Parise, Forward, University of North Dakota



The Golden Gophers are 5-0-1 in their last six WCHA road games.

89 games of his career.

The 11th pick overall in last summer's NHL Entry Draft, Ballard has been on a torrid pace thus far this season. He has two four-point nights already this season and leads all league defensemen with 2-10--12. In the WCHA among all players, he ranks in the top three in assists and power-play points and sixth overall in scoring.

### Miscellaneous

Dan Welch had a team season-high 11 shots on goal on Saturday vs. Alabama-Huntsville • Joey Martin made his second appearance of the season, but first at forward on Saturday • After appearing in just nine games last season prior to a season-ending injury, Mike Erickson is still trying to shake off the rust. On Friday night against UAH, he had a season-high five shots on goal. Erickson was a third-round pick of the Minnesota Wild in this past summer's NHL Entry Draft • Garrett Smaagaard made his 2002-03 debut and played in both games against Alabama-Huntsville. He tallied an assist in Friday's win • Chris Harrington collected his first career goal just 12 seconds into last Saturday's game. Fellow defender Paul Martin earned his first career goal just seven seconds into an 11-2 win vs. Quinnipiac on Dec. 9, 2000.

### At Least They Can Vote

Entering the 2002-03 season, Minnesota has the youngest team in the WCHA. The Golden Gopher roster has an average age of 20.18 years, the lowest average in the league. Minnesota also has the most teenagers on its roster in the WCHA with 10. The Golden Gophers get even younger with 22-year old Grant Potulny and 23-year old Jerrid Reinholz out of the lineup. The following is a breakdown (no. of teenagers in parenthesis):

Minnesota: 20.18 (10)
Colorado College: 20.28 (7)
Wisconsin: 20.44 (8)
North Dakota: 20.63 (6)
Michigan Tech: 20.66 (5)
Minnesota State: 20.88 (4)
Minnesota-Duluth: 20.96 (4)
Denver: 21.00 (4)
Alaska Anchorage: 21.04 (2)
St. Cloud State: 21.07 (5)

### The Men Behind the Mask

Replacing the WCHA's all-time winningest goaltender are a pair of sophomores. Justin Johnson and Travis Weber are sharing duties to begin the season with both striving to establish themselves as the No. 1 starter. Weber got the nod on Friday night and stopped 17 of 18 shots in the 12-1 win vs. Alabama-Huntsville. Johnson improved to 5-0-2 in his career in a 4-2 win vs. the Chargers. He stopped 18 of 20 shots.

Weber and Johnson are a combined 8-1-0 in their careers at Mariucci Arena with a 2.02 gaa and .917 saves percentage.



## Next Opponent:

vs. Colorado College, Nov. 15-16

**Location:** Minneapolis, Minn.

**Arena:** Mariucci Arena (10,000)

**Time:** 7:05 p.m. (Friday/Saturday)

**Television:** Fox Sports Net (Friday)/KSTC 45 (Saturday)

**Radio:** WCCO 830 (Friday)/KCCO 950 (Saturday)

**This Week:** Colorado College has opened WCHA play with a 3-0-1 record and hosts Alaska Anchorage this weekend.

## The Friendly Confines

### Mariucci Arena

Opened in October, 1993

- The Golden Gophers were 18-4-0 (.804) at Mariucci Arena last season and 32-8-1 (.793) over the past two seasons.
- Minnesota is 121-46-13 (.708) all-time at Mariucci Arena.
- The 1995-96 squad went 19-2-0 (.905) at home.
- Seating capacity has increased twice since the opening of Mariucci. Capacity increased from 9,305 to 9,700 in 1996-97. It was increased to 10,000 last season.
- The largest crowd at Mariucci Arena was 10,248 on March 2, 2002 vs. St. Cloud State
- The largest attendance in a single series was 20,440 vs. Colorado College, Feb. 15-16, 2002.
- The first official game in the new Mariucci Arena was on Oct. 30, 1993. Minnesota and St. Cloud State tied 4-4.
- Andy Brink scored the first goal in arena history with his marker against the Huskies in the first period at 13:53.
- The longest winning streak in the new Mariucci Arena is 10 games, Nov. 12, 1995 to Feb. 9, 1996 and March 9, 2001 to November 30, 2001.
- Minnesota's longest home losing streak is just four games, Nov. 1- Dec. 19, 1997.

## BY THE NUMBERS

Minnesota		Minnesota State
15-56 (.268)	PP	5/36 (.139)
5/17 (.294)	WCHA PP	0/8 (.000)
29/36 (.806)	PK	23/27 (.852)
8/10 (.800)	WCHA PK	8/9 (.889)
2-0-0	Home	1-0-2
1-1-2	Away	0-3-0
W2	Current Streak	W1
3-1-1	Last Five Games	1-2-2
5.3	Goals/Game	2.3
2.9	Goals Allowed/Game	3.2
44.7	Shots/Game	34.2
7.4	Penalties/Game	6.3

On the road, they are a combined 5-2-2 with a 4.09 gaa and .842 saves percentage.

## Picking Up the Pace

With the new 15-second faceoff rule, the length of the games have been drastically reduced. Last year after seven games, the average game time was 2:27. This season, that number has been reduced to 2:12. Minnesota's 5-4 win at Michigan Tech on Oct. 25 checked in at a brisk two hours even. Last year, the quickest game clocked in at 2:16. Last year's longest game which ended in regulation was Minnesota's 5-2 loss to Denver in the WCHA Final Five Championship game. The contest lasted 2:52.

## Career vs. Minnesota State

Paul Martin and Grant Potulny have had the most success vs. the Mavericks with five points apiece in four career games. Junior Jon Waibel scored his first career goal vs. Minnesota State on Feb. 9, 2001 in Mankato.

Nick Anthony	0-1--1 (5 GP)
Keith Ballard	1-0--1 (2 GP)
Matt DeMarchi	0-2--2 (6 GP)
Mike Erickson	0-0--0 (2 GP)
Jake Fleming	0-0--0 (2 GP)
Matt Koalska	1-1--2 (4 GP)
Paul Martin	0-5--5 (4 GP)
Grant Potulny	1-4--5 (4 GP)
Jerrid Reinholz	0-1--1 (2 GP) - w/ UMD
Troy Riddle	0-1--1 (4 GP)
Garrett Smaagaard	0-0--0 (2 GP)
Judd Stevens	0-1--1 (2 GP)
Barry Tallackson	0-0--0 (2 GP)
Jon Waibel	1-0--1 (4 GP)
Dan Welch	1-0--1 (3 GP)
Justin Johnson	0-0-0, 2.00, .939 (1 GP)
Travis Weber	has not played

## Defending the Crown

The Golden Gophers will attempt to become the first team since Boston U. in 1971-72 to repeat as NCAA Champions. Following its first NCAA title in 1974, Minnesota won the WCHA Championship and advanced to the title game in 1975. The Golden Gophers were defeated by Michigan Tech, 6-1. Following its title in 1976, Minnesota finished 17-22-3 and seventh in the WCHA in 1977. In 1980, the Golden Gophers had the opportunity to repeat as national champions, but were defeated by Wisconsin in the title game, 6-3.



Junior **Paul Martin** ranks second in WCHA Defenseman scoring behind teammate Keith Ballard.

## The Last Time It Happened

### Minnesota Swept A Road Series:

February 8-9, 2002 at North Dakota (6-4, 4-3)

### Minnesota Was Swept In A Road Series:

December 1-2, 2000 at Denver (4-0, 4-1)

### Minnesota Swept A Home Series:

November 1-2, 2002 vs. Alabama-Huntsville (12-1, 4-2)

### Minnesota Was Swept In A Home Series:

February 25-26, 2000 vs. Wisconsin (4-2, 5-4)

### Minnesota Shut Out An Opponent:

October 27, 2001 vs. Colgate  
(Justin Johnson, 9-0)

### An Opponent Shut Out Minnesota:

March 16, 2001 vs. St. Cloud State (Scott Meyer, 3-0)

### Minnesota Player Scored A Hat Trick:

November 1, 2002 vs. Alabama-Huntsville  
(Jon Waibel, Troy Riddle, Thomas Vanek, 12-1 Minnesota win)

### Minnesota Player Scored A Pure Hat Trick:

February 26, 1999 at Minnesota-Duluth  
(Wyatt Smith, 4-1 Minnesota win)

### An Opponent Scored A Hat Trick:

March 2, 2001 vs. St. Cloud State  
(Jon Cullen, three goals, 6-1, Minnesota loss)

### Minnesota Player Scored Four Goals In A Game:

February 27, 1999 at Minnesota-Duluth  
(Reggie Berg, 10-7 Minnesota win)

### Minnesota Won When Trailing After Two Periods:

February 8, 2002 at North Dakota  
(4-3/trailing 3-1 heading into third period)

### Minnesota Had 50 or More Shots On Goal In A Game:

November 1, 2002 vs. Alabama-Huntsville  
(51 shots, 12-1 Minnesota win)

### Opponent Had 50 or More Shots On Goal In A Game:

January 31, 1997 at North Dakota  
(51 shots, 6-4 Minnesota loss)

### Minnesota Player Scored A Shorthanded Goal:

March 23, 2002 vs. Wisconsin  
(John Pohl, third period, 4-2 win)

### Minnesota Won In Overtime:

April 6, 2002 vs. Maine (4-3)

### Minnesota Lost In Overtime:

March 23, 2001 vs. Maine (5-4)

### Minnesota Tied In Overtime:

October 26, 2002 at Michigan Tech (3-3)

### Minnesota Scored 10 Goals Or More In A Game:

November 1, 2002 vs. Alabama-Huntsville  
(12-1 Minnesota win)

### Opponent Scored 10 Goals Or More In A Game:

January 30, 1993 at Michigan Tech  
(10-2 Minnesota loss)

## Career Game Highs

### #2 Peter Kennedy

Goals: n/a  
Assists: 1 (11/1/02 vs. UAH)  
Points: 1 (11/1/02 vs. UAH)

### #3 Chris Harrington

Goals: 1 (11/2/02 vs UAH)  
Assists: 1 (10/12/02 vs. Ohio State)  
Points: 1 (2 times, last 11/2/02 vs UAH)

### #5 Jon Waibel

Goals: 3 (11/1/02 vs. UAH)  
Assists: 1 (12 times, last 10/8/02 at UNH)  
Points: 3 (11/1/02 vs. UAH)

### #6 Judd Stevens

Goals: 1 (2 times, last 10/26/02 at MTU)  
Assists: 2 (2 times, last 10/27/01 vs. Colgate)  
Points: 2 (3 times, last 12/29/01 vs. Prov.)

### #7 Gino Guyer

Goals: 2 (10/25/02 at MTU)  
Assists: 1 (2 times, last 11/1/02 vs. UAH)  
Points: 2 (2 times, last 10/25/02 at MTU)

### #9 Andy Sertich

Goals: n/a  
Assists: 1 (3 times, last 10/26/02 at MTU)  
Points: 1 (3 times, last 10/26/02 at MTU)

### #10 Paul Martin

Goals: 2 (10/18/02 at UNH)  
Assists: 3 (3 times, last 11/1/02 vs. UAH)  
Points: 3 (3 times, last 11/1/02 vs. UAH)

### #11 Dan Welch

Goals: 2 (2/18/00 at MTU)  
Assists: 1 (16 times, last 10/25/02 at MTU)  
Points: 2 (3 times, last 3/9/02 vs. UND)

### #13 Keith Ballard

Goals: 2 (1/26/02 vs. Denver)  
Assists: 4 (10/25/02 at MTU)  
Points: 4 (2 times, last 10/25/02 at MTU)

### #15 Mike Erickson

Goals: 1 (10/5/01 at UND)  
Assists: 2 (10/26/01 vs. Colgate)  
Points: 2 (10/26/01 vs. Colgate)

### #16 Nick Anthony

Goals: 2 (2 times, last 2/15/02 vs. CC)  
Assists: 2 (5 times, last 3/8/02 vs. UND)  
Points: 3 (4 times, last 3/8/02 vs. UND)

### #17 Garrett Smaagaard

Goals: 1 (1/12/02 at UW)  
Assists: 1 (3 times, last 11/2/02 vs UAH)  
Points: 1 (4 times, last 11/2/02 vs UAH)

### #18 Grant Potulny

Goals: 3 (1/20/01 at Wis.)  
Assists: 2 (2 times, last 2/23/02 vs. UW)  
Points: 3 (4 times, last 10/27/01 vs. Colgate)

### #19 Matt DeMarchi

Goals: 1 (10 times, last 11/2/02 vs. UAH)  
Assists: 2 (2 times, last 2/16/01 vs. CC)  
Points: 2 (5 times, last 2/15/02 vs. CC)

### #20 Joey Martin

Goals: n/a  
Assists: 1 (7 times, last 11/2/02 vs UAH)  
Points: 1 (7 times, last 11/2/02 vs UAH)

### #21 Troy Riddle

Goals: 3 (11/1/02 vs. UAH)  
Assists: 4 (2/15/02 vs. CC)  
Points: 4 (2 times, last 11/1/02 vs. UAH)

### #23 Tyler Hirsch

Goals: 1 (10/25/02 at MTU)  
Assists: 2 (10/26/02 at MTU)  
Points: 2 (2 times, last 10/26/02 at MTU)

### #24 Matt Koalska

Goals: 2 (10/27/01 vs. Colgate)  
Assists: 3 (2 times, last 11/1/02 vs. UAH)  
Points: 4 (2 times, last 11/1/02 vs. UAH)

### #25 Jerrid Reinholz

Goals: 1 (3/2/01 at Denver)  
Assists: 3 (11/1/02 vs. UAH)  
Points: 3 (11/1/02 vs. UAH)

### #26 Thomas Vanek

Goals: 3 (11/1/02 vs. UAH)  
Assists: 3 (11/1/02 vs. UAH)  
Points: 6 (11/1/02 vs. UAH)

### #27 Barry Tallackson

Goals: 2 (2/8/02 at UND)  
Assists: 2 (3/16/02 vs. Denver)  
Points: 2 (3 times, last 3/16/02 vs. Denver)

### #28 Brett MacKinnon

Goals: 1 (11/23/01 at MSU)  
Assists: 1 (2 times, last 12/29/01 vs. Prov.)  
Points: 1 (3 times, last 12/29/01 vs. Prov.)

### #29 Jake Fleming

Goals: 1 (3 times, last 2/9/02 at UND)  
Assists: 1 (10 times, last 11/1/02 vs. UAH)  
Points: 1 (13 times, last 11/1/02 vs. UAH)

### #31 Travis Weber

Goals Allowed: 1 (3 times, last 1/6/02 vs. UND)  
Saves: 24 (2 times, last 2/15/02 vs. CC)  
Saves %: .960 (12/29/01 vs. Prov.)

### #33 Justin Johnson

Goals Allowed: 0 (10/27/01 vs. Colgate)  
Saves: 31 (11/10/01 vs. MSU-M)  
Saves %: 1.000 (10/27/01 vs. Colgate)

**CAREER GOALS - CURRENT PLAYERS**

Troy Riddle.....	41
Grant Potulny.....	37
Matt Koalska.....	23
Nick Anthony.....	19
Barry Tallackson.....	13
Paul Martin.....	13
Keith Ballard.....	12
Dan Welch.....	11
Matt DeMarchi.....	10
Jon Waibel.....	9
Thomas Vanek.....	6
Gino Guyer.....	5
Jake Fleming.....	3
Judd Stevens.....	2
Mike Erickson.....	1
Brett MacKinnon.....	1
Jerrid Reinholz.....	1
Garrett Smaagaard.....	1
Tyler Hirsch.....	1
Chris Harrington.....	1

**CAREER ASSISTS - CURRENT PLAYERS**

Paul Martin.....	56
Troy Riddle.....	50
Matt Koalska.....	43
Grant Potulny.....	30
Nick Anthony.....	25
Matt DeMarchi.....	24
Keith Ballard.....	23
Judd Stevens.....	18
Dan Welch.....	16
Jon Waibel.....	12
Barry Tallackson.....	11
Jake Fleming.....	10
Joey Martin.....	7
Thomas Vanek.....	6
Tyler Hirsch.....	4
Jerrid Reinholz.....	4
Brett MacKinnon.....	3
Garrett Smaagaard.....	3
Andy Sertich.....	3
Mike Erickson.....	2
Gino Guyer.....	2
Chris Harrington.....	1
Peter Kennedy.....	1

**CAREER POINTS - CURRENT PLAYERS**

Troy Riddle.....	91
Paul Martin.....	69
Grant Potulny.....	67
Matt Koalska.....	64
Nick Anthony.....	44
Keith Ballard.....	35
Matt DeMarchi.....	34
Dan Welch.....	27
Barry Tallackson.....	24
Jon Waibel.....	21
Judd Stevens.....	20
Jake Fleming.....	13
Thomas Vanek.....	12
Gino Guyer.....	7
Joey Martin.....	7
Tyler Hirsch.....	5
Jerrid Reinholz.....	5
Brett MacKinnon.....	4
Garrett Smaagaard.....	4
Mike Erickson.....	3
Andy Sertich.....	3
Chris Harrington.....	2
Peter Kennedy.....	1

**CAREER GAMES - CURRENT PLAYERS**

Matt DeMarchi.....	121
Nick Anthony.....	100
Matt Koalska.....	93
Jon Waibel.....	92
Paul Martin.....	89
Troy Riddle.....	89
Grant Potulny.....	86
Dan Welch.....	62
Barry Tallackson.....	48
Jake Fleming.....	48
Judd Stevens.....	48
Keith Ballard.....	48
Joey Martin.....	31
Jerrid Reinholz.....	30
Brett MacKinnon.....	22
Garrett Smaagaard.....	21
Travis Weber.....	14
Mike Erickson.....	14
Justin Johnson.....	10
Chad Roberg.....	9
Gino Guyer.....	7
Chris Harrington.....	7
Tyler Hirsch.....	7
Thomas Vanek.....	7
Andy Sertich.....	6
Peter Kennedy.....	3
P.J. Atherton.....	3

**Season Highs/Lows**

**Team**

<b>MOST GOALS/GAME</b>	(12) 11/1 vs. Alabama-Huntsville
<b>LEAST GOALS/GAME</b>	(1) 10/19 at New Hampshire
<b>MOST ASSISTS/GAME</b>	(17) 11/1 vs. Alabama-Huntsville
<b>LEAST ASSISTS/GAME</b>	(2) 10/19 at New Hampshire
<b>MOST GOALS AGAINST/GAME</b>	(5) 10/18 at New Hampshire
<b>LEAST GOALS AGAINST/GAME</b>	(1) 11/1 vs. Alabama-Huntsville
<b>MOST ASSISTS AGAINST/GAME</b>	(10) 10/19 at New Hampshire
<b>LEAST ASSISTS AGAINST/GAME</b>	(0) 10/12 vs. Ohio State
<b>MOST GOALS/PERIOD</b>	(5) two times, last 11/1 vs. Alabama-Huntsville - third period
<b>MOST GOALS AGAINST/PERIOD</b>	(4) 10/18 at New Hampshire - first period
<b>MOST POWER PLAY GOALS/GAME</b>	(5) 10/12 vs. Ohio State
<b>MOST POWER PLAY GOALS ALLOWED/GAME</b>	(3) 10/18 at New Hampshire
<b>MOST SHOTS ON GOAL/GAME</b>	(56) 11/2 vs. Alabama-Huntsville
<b>LEAST SHOTS ON GOAL/GAME</b>	(34) 10/18 at New Hampshire
<b>MOST SHOTS AGAINST/GAME</b>	(32) 10/18 at New Hampshire
<b>LEAST SHOTS AGAINST/GAME</b>	(18) 11/1 vs. Alabama-Huntsville
<b>MOST SHOTS ON GOAL/PERIOD</b>	(24) 11/2 vs. Alabama-Huntsville - first period
<b>MOST SHOTS AGAINST/PERIOD</b>	(16) 10/25 at Michigan Tech - third period
<b>MOST PENALTIES/GAME</b>	(10) 10/12 vs. Ohio State
<b>LEAST PENALTIES/GAME</b>	(4) 10/25 at Michigan Tech
<b>MOST PIM/GAME</b>	(31) 10/12 vs. Ohio State
<b>LEAST PIM/GAME</b>	(14) 10/19 at New Hampshire
<b>MOST OPP. PENALTIES/GAME</b>	(14) 10/12 vs. Ohio State
<b>LEAST OPP. PENALTIES/GAME</b>	(8) 11/1 vs. Alabama-Huntsville
<b>MOST OPP. PIM/GAME</b>	(34) 11/2 vs. Alabama-Huntsville
<b>LEAST OPP. PIM/GAME</b>	(16) 11/1 vs. Alabama-Huntsville
<b>QUICKEST TWO GOALS</b>	(0:09) 11/1 vs. Alabama-Huntsville - third period (Vanek, Ballard)
<b>QUICKEST THREE GOALS</b>	(2:08) 11/1 vs. Alabama-Huntsville - second period (Riddle, Riddle, Waibel)

**Individual**

<b>GOALS/GAME</b>	(3) three times, last Jon Waibel, Troy Riddle, Thomas Vanek, 11/1 vs. Alabama-Huntsville
<b>GOALS/PERIOD</b>	(2) three times, last Thomas Vanek, 11/1 vs. Alabama-Huntsville - third period
<b>ASSISTS/GAME</b>	(3) five times, last four players, 11/1 vs. Alabama-Huntsville
<b>ASSISTS/PERIOD</b>	(2) seven times, last three players, 11/1 vs. Alabama-Huntsville
<b>POINTS/GAME</b>	(6) Thomas Vanek, 11/1 vs. Alabama-Huntsville
<b>POINTS/PERIOD</b>	(3) five times, last Thomas Vanek, 11/1 vs. Alabama-Huntsville - third period
<b>PENALTIES/GAME</b>	(3) Thomas Vanek, 10/12 vs. Ohio State
<b>PIM/GAME</b>	(15) Matt DeMarchi, 10/12 vs. Ohio State
<b>SHOTS ON GOAL/GAME</b>	(11) Dan Welch, 11/2 vs. Alabama-Huntsville
<b>SAVES/GAME</b>	(27) Justin Johnson, 10/18 at New Hampshire

**ON THIS DATE IN GOLDEN GOPHER HISTORY**

November 8 (5-3-0)		
YEAR	OPPONENT	SCORE
1997	@ Wisconsin	L 2-3
1996	North Dakota	W 3-2
1991	@ Michigan	L 3-7
1986	@ Northern Michigan	W 4-3
1985	@ UMass-Lowell	W 3-1
1980	Notre Dame	L 5-6
1975	Minnesota-Duluth	W 4-2
1974	North Dakota	W 5-4
November 9 (7-1-1)		
YEAR	OPPONENT	SCORE
2001	MSU, Mankato	W 5-3
1996	North Dakota	W 10-6
1991	@ Michigan	L 6-7
1990	@ Minnesota-Duluth	W 3-2
1985	@ UMass-Lowell	W 2-1
1984	@ Colorado College	W 6-4
1979	Colorado College	W 8-3
1974	North Dakota	W 5-0
1973	Michigan	T 4-4 (ot)

## Goal Breakdown

	MN	OPP
5-on-5	20	10
5-on-4	15	8
6-on-5	0	0
4-on-5	1	2
4-on-4	1	1
5-on-3	0	0
4-on-3	0	0
Power Play	15	8
Shorthanded	1	2
Empty Net	0	0
First Minute of Game	1	0
First 2 Minutes of Game	1	1
First 5 Minutes of Game	3	2
First 10 Minutes of Game	4	3
First Goal of Game	3	4
First Minute of Period	3	0
Last Minute of Period	2	1
Last Minute of Game	2	0
Last 5 Minutes of Game	2	1
To Tie Game – Last 5 Minutes	0	1
To Win Game – Last 5 Minutes	0	0
Unassisted	3	3
One Assist	8	5
Two Assists	26	13
Home	16	3
Road	14	15
Neutral	7	2
Overtime	0	0
<b>GOAL SCORED AFTER OPPONENTS' GOAL</b>		
	MN	OPP
Less Than One Minute	1	1
One To Three Minutes	4	4
Three To Five Minutes	1	0

## NHL Draft Choices

Player	NHL Team	Pick (Rd)
P.J. Atherton	Tampa Bay	170th (6th)
Keith Ballard	Buffalo	11th (1st)
Matt DeMarchi	New Jersey	57th (2nd)
Mike Erickson	Minnesota	72nd (3rd)
Matt Koalska	Nashville	154th (5th)
Joey Martin	Chicago	193rd (6th)
Paul Martin	New Jersey	62nd (2nd)
Grant Potulny	Ottawa	157th (5th)
Andy Sertich	Pittsburgh	136th (5th)
Troy Riddle	St. Louis	129th (4th)
Barry Tallackson	New Jersey	53rd (2nd)
Dan Welch	Los Angeles	245th (8th)

## Multiple-Point Games (season/career)

Player (Games)	Last Time	Record
Troy Riddle (4/25)	11/1/02 vs. UAH (3g, 1a)	2-0-2/22-1-2
Paul Martin (4/21)	11/2/02 vs. UAH (2a)	3-0-1/18-1-2
Keith Ballard (3/6)	10/25/02 at MTU (4a)	2-0-1/5-0-1
Thomas Vanek (3/3)	11/1/02 vs. UAH (3g, 3a)	3-0-0/3-0-0
Matt Koalska (2/17)	11/1/02 vs. UAH (1g, 3a)	2-0-0/16-1-0
Gino Guyer (2/2)	10/25/02 at MTU (2g)	1-0-1/1-0-1
Tyler Hirsch (2/2)	10/26/02 at MTU (2a)	1-0-1/1-0-1
Jon Waibel (1/2)	11/1/02 vs. UAH (3g)	1-0-0/2-0-0
Jerrid Reinholz (1/1)	11/1/02 vs. UAH (3a)	1-0-0/1-0-0
Grant Potulny (0/15)	4/4/02 vs. Michigan (2g)	0-0-0/11-3-1
Nick Anthony (0/10)	3/8/02 vs. UND (1g, 2a)	0-0-0/8-1-0
Matt DeMarchi (0/4)	2/15/02 vs. C.C. (1g, 1a)	0-0-0/3-1-0
Judd Stevens (0/3)	12/29/01 vs. Providence (1g, 1a)	0-0-0/3-0-0
Barry Tallackson (0/3)	3/16/02 vs. DU (2a)	0-0-0/2-1-0
Dan Welch (0/3)	3/9/02 vs. UND (1g, 1a)	0-0-0/3-0-0
Mike Erickson (0/1)	10/26/01 vs. Colgate (2a)	0-0-0/1-0-0

## Multiple-Goal Games (season/career)

Player (Games)	Last Time	Record
Troy Riddle (2/6)	11/1/02 vs. UAH (3g)	1-0-1/5-0-1
Thomas Vanek (2/2)	11/1/02 vs. UAH (3g)	2-0-0/2-0-0
Jon Waibel (1/1)	11/1/02 vs. UAH (3g)	1-0-0/1-0-0
Paul Martin (1/1)	10/18/02 at UNH (2g)	0-0-1/0-0-1
Gino Guyer (1/1)	10/25/02 at MTU (2g)	1-0-0/1-0-0
Grant Potulny (0/5)	4/4/02 vs. Michigan (2g)	0-0-0/5-0-0
Nick Anthony (0/2)	2/15/02 vs. CC (2g)	0-0-0/1-1-0
Matt Koalska (0/1)	10/27/01 vs. Colgate (2g)	0-0-0/1-0-0
Keith Ballard (0/1)	1/26/01 vs. Denver (2g)	0-0-0/1-0-0
Barry Tallackson (0/1)	2/8/02 at UND (2g)	0-0-0/1-0-0
Dan Welch (0/1)	2/18/00 at MTU (2g)	0-0-0/1-0-0

## Career Shutouts

Player	Record
Justin Johnson (1, 1 Home)	10/27/01 vs. Colgate (9-0, 28 sv)

## Career 3+ Point Games

Player	3pts	4pts	5pts	6pts	Total
Troy Riddle	8	1	0	0	9
Matt Koalska	4	1	0	0	5
Grant Potulny	4	0	0	0	4
Nick Anthony	3	0	0	0	3
Paul Martin	3	0	0	0	3
Keith Ballard	0	2	0	0	2
Jon Waibel	1	0	0	0	1
Thomas Vanek	0	0	0	1	1
Jerrid Reinholz	1	0	0	0	1

## Career Hat Tricks

Player	No.	Date
Thomas Vanek	1	11/1/02 vs. Alabama-Huntsville (3-3--6)
Troy Riddle	1	11/1/02 vs. Alabama-Huntsville (3-1--4)
Jon Waibel	1	11/1/02 vs. Alabama-Huntsville (3-0--3)
Grant Potulny	1	1/20/01 at Wisconsin (3-0--3)

## Month-By-Month

No.	Player	Oct.	Nov.	Dec.	Jan.	Feb.	March	April
2	Peter Kennedy	0-0--0 (2)	0-1--1 (1)					
3	Chris Harrington	0-1--1 (5)	1-0--1 (2)					
4	P.J. Atherton	0-0--0 (2)	0-0--0 (1)					
5	Jon Waibel	0-1--1 (5)	3-0--3 (1)					
6	Judd Stevens	1-2--3 (5)	0-1--1 (2)					
7	Gino Guyer	5-1--6 (5)	0-1--1 (2)					
9	Andy Sertich	0-3--3 (4)	0-0--0 (2)					
10	Paul Martin	2-4--6 (5)	0-5--5 (2)					
11	Dan Welch	1-1--2 (5)	0-0--0 (1)					
13	Keith Ballard	1-9--10 (5)	1-1--2 (2)					
14	Chad Roberg	-----	-----					
15	Mike Erickson	0-0--0 (4)	0-0--0 (1)					
16	Nick Anthony	0-0--0 (5)	1-0--1 (2)					
17	Garrett Smaagaard	-----	0-1--1 (2)					
18	Grant Potulny	0-0--0 (1)	-----					
19	Matt DeMarchi	0-1--1 (5)	2-0--2 (2)					
20	Joey Martin	0-0--0 (1)	0-1--1 (1)					
21	Troy Riddle	5-4--9 (5)	4-1--5 (2)					
23	Tyler Hirsch	1-4--5 (5)	0-0--0 (2)					
24	Matt Koalska	2-2--4 (5)	1-4--5 (2)					
25	Jerrid Reinholz	0-0--0 (3)	0-3--3 (2)					
26	Thomas Vanek	3-2--5 (5)	3-4--7 (2)					
27	Barry Tallackson	0-1--1 (4)	-----					
28	Brett MacKinnon	0-0--0 (1)	0-0--0 (1)					
29	Jake Fleming	0-0--0 (3)	0-1--1 (1)					
31	Travis Weber	1-1-0, 3.21, .849	1-0-0, 1.00, .944					
33	Justin Johnson	1-0-2, 3.38, .880	1-0-0, 2.00, .900					

## WCHA Freshmen Scoring

Rk.	Team	Fr. Scoring	Leader
1.	Minnesota	13-17--30	Thomas Vanek (6-6--12)
2.	Wisconsin	8-17--25	Tom Gilbert (1-6--7)
3.	Colorado College	11-11--22	Brett Sterling (6-2--8)
4.	North Dakota	8-13--21	Zach Parise (8-12--20)
5.	Alaska Anchorage	5-15--20	Two tied at 5
6.	Michigan Tech	5-8--13	Chris Conner (2-5--7)
7.	Denver	2-7--9	Gabe Gauthier (2-4--6)
	St. Cloud State	6-3--9	Johnathan Lahun (3-2--5)
9.	Minnesota-Duluth	0-8--8	Tim Stapleton (0-6--6)
10.	MSU, Mankato	0-2--2	Two tied at 1

## WCHA Defensemen Goal Scoring

Rk.	Team	Goals	Leader
1.	Colorado College	13	Tom Preissing (9)
2.	Minnesota	8	Two tied at 2
3.	Denver	5	Aaron MacKenzie (3)
	Wisconsin	5	Mark Jackson (3)
5.	North Dakota	4	Two tied at 2
	Michigan Tech	4	Four tied at 1
7.	MSU, Mankato	2	Two tied at 1
8.	Minnesota-Duluth	1	Neil Petruic (1)
	St. Cloud State	1	Tim Conboy (1)
10.	Alaska Anchorage	0	-----

## Stats By Class

	G-A--Pts	P/M	PP	SH	GW
Senior (2)	3-1--4	7/25	1	0	1
Junior (7)	18-23--41	13/26	8	1	2
Sophomore (8)	3-19--22	16/40	2	0	0
Freshman (7)	13-17--30	15/38	4	0	1

## Goalie Breakdown

Career - Home	GP-GS	W-L-T	GA	GAA	SV	SV%	SO
Travis Weber	6-6	5-1-0	12	2.06	128	.914	0
Justin Johnson	5-4	3-0-0	7	1.97	81	.920	1

Career - Away/Neut.	GP-GS	W-L-T	GA	GAA	SV	SV%	SO
Travis Weber	8-5	3-2-0	22	4.18	101	.821	0
Justin Johnson	6-4	2-0-2	16	4.00	102	.864	0

### Record When...

Minnesota Scores 3 or more:	
Travis Weber	7-1-0
Justin Johnson	5-0-2

Minnesota Scores 2 or less:	
Travis Weber	1-2-0
Justin Johnson	0-0-0

Opponent Scores 3 or more:	
Travis Weber	1-3-0
Justin Johnson	2-0-2

Opponent Scores 2 or less:	
Travis Weber	7-0-0
Justin Johnson	3-0-0

Stats By Period	First Period	Second Period	Third Period
Travis Weber	3.29, .856	2.73, .892	3.16, .863
Justin Johnson	4.13, .851	2.69, .870	2.25, .930

## Scoring Breakdown (By Period)

Player	1st	2nd	3rd/OT	Total
Nick Anthony	0-0-0	0-0-0	1-0-1	1-0-1
Keith Ballard	0-1-1	0-5-5	2-4-6	2-10-12
Matt DeMarchi	0-0-0	0-0-0	2-1-3	2-1-3
Mike Erickson	0-0-0	0-0-0	0-0-0	0-0-0
Jake Fleming	0-0-0	0-0-0	0-1-1	0-1-1
Gino Guyer	1-1-2	0-0-0	4-1-5	5-2-7
Chris Harrington	1-0-1	0-0-0	0-1-1	1-1-2
Tyler Hirsch	0-0-0	0-4-4	1-0-1	1-4-5
Peter Kennedy	0-1-1	0-0-0	0-0-0	0-1-1
Matt Koalska	0-2-2	3-2-5	0-2-2	3-6-9
Joey Martin	0-0-0	0-0-0	0-1-1	0-1-1
Paul Martin	1-2-3	1-4-5	0-3-3	2-9-11
Grant Potulny	0-0-0	0-0-0	0-0-0	0-0-0
Jerrid Reinholz	0-2-2	0-1-1	0-0-0	0-3-3
Troy Riddle	2-0-2	6-4-10	1-1-2	9-5-14
Andy Sertich	0-1-1	0-0-0	0-2-2	0-3-3
Garrett Smaagaard	0-0-0	0-0-0	0-1-1	0-1-1
Judd Stevens	0-1-1	1-2-3	0-0-0	1-3-4
Barry Tallackson	0-1-0	0-0-0	0-0-0	0-0-0
Thomas Vanek	1-1-2	2-3-5	3-2-5	6-6-12
Jon Waibel	2-1-3	1-0-1	0-0-0	3-1-4
Dan Welch	0-0-0	1-0-1	0-1-1	1-1-2

## A Comparison...

Players	Totals	Diff.
Keith Ballard	2-10-12 (2-5-7)	+5
Troy Riddle	9-5-14 (7-4-11)	+3
Jon Waibel	3-1-4 (1-1-2)	+2
Matt DeMarchi	2-1-3 (0-0-0)	+1
Garrett Smaagaard	0-1-1 (0-0-0)	+1
Joey Martin	0-1-1 (0-1-1)	--
Paul Martin	2-9-11 (3-9-12)	-1
Jake Fleming	0-1-1 (1-1-2)	-1
Brett MacKinnon	0-0-0 (0-1-1)	-1
Judd Stevens	1-3-4 (0-6-6)	-2
Matt Koalska	3-6-9 (4-8-12)	-3
Mike Erickson	0-0-0 (1-2-3)	-3
Barry Tallackson	0-1-1 (2-2-4)	-3
Nick Anthony	1-0-1 (3-3-6)	-5
Grant Potulny	0-0-0 (3-3-6)	-6

(2001-02 totals through seven games)

## Month-By-Month

Month	Home	Away	WCHA	Overall
October	0-0-0	1-1-2	1-0-1	2-1-2
November	2-0-0	0-0-0	0-0-0	2-0-0
December	0-0-0	0-0-0	0-0-0	0-0-0
January	0-0-0	0-0-0	0-0-0	0-0-0
February	0-0-0	0-0-0	0-0-0	0-0-0
March	0-0-0	0-0-0	0-0-0	0-0-0
April	0-0-0	0-0-0	0-0-0	0-0-0
<b>Totals</b>	<b>2-0-0</b>	<b>1-1-2</b>	<b>1-0-1</b>	<b>4-1-2</b>

Month	GF	GA	PP	PK
October (5 games)	4.2	3.4	29.3	77.8
November (2)	8.0	1.5	20.0	11.1
December	--	--	--	--
January	--	--	--	--
February	--	--	--	--
March	--	--	--	--
April	--	--	--	--
<b>Totals</b>	<b>5.3</b>	<b>2.9</b>	<b>26.8</b>	<b>80.6</b>

## Minnesota's Pride On Ice

### 81 Years of Golden Gopher Hockey

- 1,409-805-126 all-time record (.629)
- 4 NCAA Championships (1974-76-79-2002)
- 26 NCAA Tournament Appearances
- 17 NCAA Final Four Appearances
- NCAA record 13 consecutive tournament appearances (1984-97)
- 10 WCHA Championships
- 11 WCHA Playoff Championships
- 4 Hobey Baker Award winners
- 34 First-Team All-Americans

### All-Time Coaching Wins


1. Doug Woog (1985-99)	389
2. John Marucci (1952-56, 56-66)	197
3. Brad Buetow (1979-85)	172
4. Herb Brooks (1972-79)	167
5. Larry Armstrong (1935-47)	123
<b>Don Lucia</b>	<b>83</b>

### All-Time Points Leader

1. John Mayasich (1951-55)	298
2. Pat Micheletti (1982-86)	269
3. Corey Millen (1982-87)	241
4. Butsy Erickson (1979-83)	238
5. Larry Olimb (1988-92)	218
<b>Troy Riddle</b>	<b>91</b>

### All-Time Goaltender Wins

1. Adam Hauser (1998-2002)	83
2. Robb Stauber (1986-89)	73
3. John Blue (1984-87)	64
4. Jeff Stolp (1988-92)	56
5. Steve DeBus (1995-98)	54
<b>Travis Weber</b>	<b>8</b>



Former Golden Gopher goaltender **Adam Hauser** is the WCHA's all-time leader in wins with 83.

## 2002-03 Minnesota Schedule/Results

<u>Date</u>	<u>Opponent</u>	<u>Result</u>	<u>MN/OPP</u> <u>Rank</u>	<u>MN/OPP</u> <u>Shots</u>	<u>MN/OPP</u> <u>Power-Play</u>	<u>MN/OPP</u> <u>Penalties</u>	<u>Goaltender</u>	<u>Attend.</u>
10/12	vs. Ohio State*# (FSN)	W 7-2	1/15	51/23	5-11/0-6	10-31/14-28	Weber (1-0-0)	15,204
10/18	at New Hampshire* (FSN)	T 5-5 (ot)	1/3	34/32	2-6/3-5	9-26/10-28	Johnson (0-0-1)	6,501
10/19	at New Hampshire* (KSTC-45)	L 1-3	1/3	45/23	0-7/1-6	7-14/8-16	Weber (1-1-0)	6,501
10/25	at Michigan Tech	W 5-4	2/NR	36/23	2-8/2-4	4-8/8-27	Johnson (1-0-1)	2,344
10/26	at Michigan Tech	T 3-3 (ot)	2/NR	40/27	3-9/0-6	7-14/10-20	Johnson (1-0-2)	2,701
11/1	ALABAMA-HUNTSVILLE* (FSN)	W 12-1	4/NR	51/18	2-8/1-6	6-12/8-16	Weber (2-1-0)	10,058
11/2	ALABAMA-HUNTSVILLE*	W 4-2	4/NR	56/20	1-7/0-3	9-26/13-34	Johnson (2-0-2)	10,031
11/8	at MSU, Mankato (FSN)							
11/9	at MSU, Mankato (KSTC-45)							
11/15	COLORADO COLLEGE (FSN)							
11/16	COLORADO COLLEGE (KSTC-45)							
11/22	MICHIGAN TECH (FSN)							
11/23	MICHIGAN TECH (KSTC-45)							
11/29	MICHIGAN STATE* (FSN)							
12/1	MICHIGAN* (FSN)							
12/6	at Wisconsin (FSN)							
12/7	at Wisconsin (FSN)							
12/27	YALE* (FSN)							
12/28	B.C./BOWLING GREEN* (KSTC-45)							
1/3	ST. CLOUD STATE (FSN)							
1/4	at St. Cloud State (FSN)							
1/10	NORTH DAKOTA (KSTC-45)							
1/11	NORTH DAKOTA (FSN)							
1/24	MSU, MANKATO (FSN)							
1/25	MSU, MANKATO (FSN)							
1/31	at Alaska Anchorage							
2/1	at Alaska Anchorage							
2/7	at Colorado College (FSN)							
2/8	at Colorado College (FSN)							
2/14	WISCONSIN (FSN)							
2/15	WISCONSIN (FSN)							
2/21	at Minnesota-Duluth (KSTC-45)							
2/22	at Minnesota-Duluth (FSN)							
2/28	DENVER (FSN)							
3/1	DENVER (FSN)							
3/7	at St. Cloud State (FSN)							
3/8	ST. CLOUD STATE (FSN)							
3/14-16	WCHA First Round							
3/20-22	WCHA Final Five							
3/28-30	NCAA Regionals							
4/10-12	NCAA Frozen Four							

\*Non-Conference

# Xcel Energy Center

The Automated ScoreBook  
 Minnesota Overall Team Statistics (as of Nov 04, 2002)  
 All games

Overall: 4-1-2 Conf: 1-0-1 Home: 2-0-0 Away: 1-1-2 Neut: 1-0-0

TEAM STATISTICS	MINN	OPP
-----		
SHOT STATISTICS.....		
Goals-Shot attempts.....	37-313	20-166
Shot pct.....	.118	.120
Goals/Game.....	5.3	2.9
Shots/Game.....	44.7	23.7
Assists.....	60	29
POWER PLAYS.....		
Goals-Power Plays.....	15-56	7-36
Conversion Percent.....	.268	.194
Shot Attempts.....	120	40
Shot Percent.....	.125	.175
GOAL BREAKDOWN.....		
Total Goals.....	37	20
Power Play.....	15	7
Short-handed.....	1	2
Empty net.....	0	0
Penalty.....	0	0
Unassisted.....	3	3
Overtime.....	0	0
Shootout.....	0	0
Delayed Penalty.....	0	0
PENALTIES.....		
Number.....	52	71
Minutes.....	131	169
Penalties/Game.....	7.4	10.1
Pen minutes/Game.....	18.7	24.1
Minor.....	48	67
Major.....	1	1
10-minute Misconduct.....	2	2
Game Misconduct.....	1	1
Gross Misconduct.....	0	0
Match.....	0	0
SHOOTOUTS (Made-Att).....	0-0	0-0
ATTENDANCE.....		
Total.....	20089	18047
Dates/Avg Per Date.....	2/10044	4/4512
Neutral Site #/Avg.....	1/15204	

GOALS BY PERIOD	1	2	3	OT	Total
-----					
Minnesota.....	8	15	14	0 -	37
Opponents.....	8	6	6	0 -	20

SAVES BY PERIOD	1	2	3	OT	Total
-----					
Minnesota.....	44	34	60	8 -	146
Opponents.....	97	92	84	3 -	276



**The Automated ScoreBook**  
**Minnesota Overall Individual Statistics (as of Nov 04, 2002)**  
**All games**

**Overall: 4-1-2    Conf: 1-0-1    Home: 2-0-0    Away: 1-1-2    Neut: 1-0-0**

## Name	-----SHOTS-----							-----PENALTIES-----				-----GOALS-----									
	GP	G	A	Pts	Shots	Pct	+/-	No-Min	Min	Maj	Oth	PP	SH	FG	GW	GTG	OT	HT	PN	UA	
21 RIDDLE, Troy	7	9	5	14	35	.257	0	5-10	5	0	0	4	0	0	0	0	0	1	0	1	
26 VANEK, Thomas	7	6	6	12	34	.176	0	5-10	5	0	0	0	0	1	1	0	0	1	0	1	
13 BALLARD, Keith	7	2	10	12	36	.056	0	8-24	7	0	1	1	0	0	0	0	0	0	0	0	
10 MARTIN, Paul	7	2	9	11	17	.118	0	1-2	1	0	0	1	0	0	0	0	0	0	0	0	
24 KOALSKA, Matt	7	3	6	9	22	.136	0	1-2	1	0	0	2	0	0	0	0	0	0	0	0	
7 GUYER, Gino	7	5	2	7	28	.179	0	0-0	0	0	0	3	0	0	0	0	0	0	0	1	
23 HIRSCH, Tyler	7	1	4	5	13	.077	0	3-6	3	0	0	1	0	0	0	0	0	0	0	0	
5 WAIBEL, Jon	6	3	1	4	15	.200	0	2-4	2	0	0	0	1	1	1	0	0	1	0	0	
6 STEVENS, Judd	7	1	3	4	8	.125	0	0-0	0	0	0	1	0	0	0	0	0	0	0	0	
19 DEMARCHI, Matt	7	2	1	3	6	.333	0	6-23	4	1	1	1	0	0	0	0	0	0	0	0	
25 REINHOLZ, Jerrid	5	0	3	3	8	.000	0	0-0	0	0	0	0	0	0	0	0	0	0	0	0	
9 SERTICH, Andy	6	0	3	3	10	.000	0	0-0	0	0	0	0	0	0	0	0	0	0	0	0	
3 HARRINGTON,Chris	7	1	1	2	20	.050	0	4-16	3	0	1	0	0	1	0	0	0	0	0	0	
11 WELCH, Dan	6	1	1	2	24	.042	0	3-6	3	0	0	1	0	0	1	0	0	0	0	0	
16 ANTHONY, Nick	7	1	0	1	9	.111	0	1-2	1	0	0	0	0	0	1	0	0	0	0	0	
29 FLEMING, Jake	4	0	1	1	8	.000	0	1-2	1	0	0	0	0	0	0	0	0	0	0	0	
2 KENNEDY, Peter	3	0	1	1	1	.000	0	1-2	1	0	0	0	0	0	0	0	0	0	0	0	
20 MARTIN, Joey	2	0	1	1	2	.000	0	1-2	1	0	0	0	0	0	0	0	0	0	0	0	
17 SMAAGAARD, Garrett	2	0	1	1	0	.000	0	0-0	0	0	0	0	0	0	0	0	0	0	0	0	
27 TALLACKSON, Barry	4	0	1	1	5	.000	0	4-8	4	0	0	0	0	0	0	0	0	0	0	0	
4 ATHERTON, P.J.	3	0	0	0	3	.000	0	2-4	2	0	0	0	0	0	0	0	0	0	0	0	
15 ERICKSON, Mike	5	0	0	0	6	.000	0	1-2	1	0	0	0	0	0	0	0	0	0	0	0	
28 MACKINNON, Brett	2	0	0	0	1	.000	0	2-4	2	0	0	0	0	0	0	0	0	0	0	0	
18 POTULNY, Grant	1	0	0	0	2	.000	0	0-0	0	0	0	0	0	0	0	0	0	0	0	0	
TM TEAM	1	0	0	0	0	.000	0	1-2	1	0	0	0	0	0	0	0	0	0	0	0	
Total.....	7	37	60	97	313	.118	0	52-131	48	1	3	15	1	3	4	0	0	3	0	3	
Opponents.....	7	20	29	49	166	.120	-	71-169	67	1	3	7	2	4	1	2	0	0	0	3	

## Name	---GOAL AVERAGE---			--SAVES--		----RECORD----				-----GOALS-----					
	GP-GS	Minutes	GA	Avg	Saves	Pct	W	L	T	Sho	PP	SH	EN	PEN	SOG
31 WEBER, Travis	4-4	209:38	9	2.58	62	.873	2	1	0	0	3	2	0	0	0
33 JOHNSON, Justin	4-3	219:52	11	3.00	84	.884	2	0	2	0	4	0	0	0	0
TM EMPTY NET	1-0	0:30	0	0.00	0	.000	0	0	0	0	0	0	0	0	0
Total.....	7-0	430:00	20	2.79	146	.880	4	1	2	0	7	2	0	0	0
Opponents.....	7-0	430:00	37	5.16	276	.882	1	4	2	0	15	1	0	0	0

**The Automated ScoreBook**  
**Minnesota Combined Team Statistics (as of Nov 04, 2002)**  
**Conference games**

DATE	OPPONENT	W/L	SCORE	ATTEND	RECORD:	OVERALL	HOME	AWAY	NEUTRAL
*Oct 25, 2002 at Michigan Tech		W	5-4	2344	ALL GAMES.....	( 1- 0- 1)	( 0- 0- 0)	( 1- 0- 1)	( 0- 0- 0)
*Oct 26, 2002 at Michigan Tech		T OT	3-3	2701	CONFERENCE.....	( 1- 0- 1)	( 0- 0- 0)	( 1- 0- 1)	( 0- 0- 0)
* denotes conference game					NON-CONFERENCE.....	( 0- 0- 0)	( 0- 0- 0)	( 0- 0- 0)	( 0- 0- 0)

TEAM STATISTICS	MINN	OPP	## INDIVIDUAL (by pts)	GP	G	A	Pts	Shots	Pct	--PEN--	GOALS
										No-Min	PP SH
SHOT STATISTICS.....			13 BALLARD, Keith	2	0	4	4	10	.000	2-4	0 0
Goals-Shot attempts.....	8-76	7-50	7 GUYER, Gino	2	3	0	3	7	.429	0-0	2 0
Shot pct.....	.105	.140	21 RIDDLE, Troy	2	1	2	3	7	.143	1-2	1 0
Goals/Game.....	4.0	3.5	23 HIRSCH, Tyler	2	0	3	3	4	.000	0-0	0 0
Shots/Game.....	38.0	25.0	26 VANEK, Thomas	2	2	0	2	9	.222	0-0	0 0
POWER PLAYS.....			6 STEVENS, Judd	2	1	1	2	4	.250	0-0	1 0
Goals-Power Plays.....	5-17	2-10	9 SERTICH, Andy	2	0	2	2	1	.000	0-0	0 0
Conversion Percent.....	.294	.200	24 KOALSKA, Matt	2	1	0	1	7	.143	1-2	1 0
Shot Attempts.....	36	12	19 DEMARCHI, Matt	2	0	1	1	3	.000	0-0	0 0
Shot Percent.....	.139	.167	10 MARTIN, Paul	2	0	1	1	7	.000	1-2	0 0
GOAL BREAKDOWN.....			11 WELCH, Dan	2	0	1	1	2	.000	2-4	0 0
Power Play.....	5	2	16 ANTHONY, Nick	2	0	0	0	2	.000	1-2	0 0
Short-handed.....	0	0	4 ATHERTON, P.J.	1	0	0	0	0	.000	1-2	0 0
Empty net.....	0	0	15 ERICKSON, Mike	1	0	0	0	1	.000	0-0	0 0
Penalty.....	0	0	29 FLEMING, Jake	2	0	0	0	3	.000	0-0	0 0
Unassisted.....	0	1	3 HARRINGTON, Chris	2	0	0	0	2	.000	0-0	0 0
Overtime.....	0	0	2 KENNEDY, Peter	1	0	0	0	0	.000	0-0	0 0
Shootout.....	0	0	25 REINHOLZ, Jerrid	2	0	0	0	2	.000	0-0	0 0
Delayed Penalty.....	0	0	27 TALLACKSON, Barry	1	0	0	0	1	.000	1-2	0 0
PENALTIES.....			5 WAIBEL, Jon	2	0	0	0	4	.000	1-2	0 0
Number.....	11	18	Total.....	2	8	15	23	76	.105	11-22	5 0
Minutes.....	22	47	Opponents.....	2	7	10	17	50	.140	18-47	2 0
Penalties/Game.....	5.5	9.0									
Pen minutes/Game.....	11.0	23.5									
SHOOTOUTS (Made-Att).....	0-0	0-0									

## GOALTENDERS	GP	Time	GA	EN	Avg Save	Pct	W	L	T
33 JOHNSON, Justin	2	94:52	4	0	2.53	.907	1	0	1
31 WEBER, Travis	1	30:08	3	0	5.97	.571	0	0	0
Total.....	2	125:00	7	0	3.36	.860	1	0	1
Opponents.....	2	125:00	8	0	3.84	.895	0	1	1

ATTENDANCE SUMMARY	MINN	OPP
Total.....	0	5045
Dates/Avg Per Date.....	0/0	2/2522
Neutral Site #/Avg.....	0/0	

GOALS BY PERIOD	1	2	3	OT	Total
Minnesota.....	0	4	4	0	8
Opponents.....	3	2	2	0	7

SAVES BY PERIOD	1	2	3	OT	Total
Minnesota.....	11	9	19	4	43
Opponents.....	27	25	15	1	68



Minnesota State University, Mankato Athletics  
135 Myers Field House • Mankato, MN 56001  
Phone: (507) 389-6111 • Athletics Fax: (507) 389-2904

Minnesota State Sports Information  
175 Taylor Center • Mankato, MN 56001  
Phone: (507) 389-2625 • SID Fax: (507) 389-1923  
Director: Paul Allan • Asst. SID: Shane Drahota  
www.msutmavericks.com

**Athletics Administration**

- Director of Athletics**  
Kevin Buisman (kevin.buisman@mnsu.edu) ..... (507) 389-6111  
**Associate Director of Athletics/SWA**  
Dr. Sue Reinders (susan.reinders@mnsu.edu) ..... (507) 389-2018  
**Assistant AD/Development**  
Lisa Dahman (lisa.dahman@mnsu.edu) ..... (507) 389-5621  
**Assistant AD/Fiscal Affairs**  
Tim Marshall (timothy.marshall@mnsu.edu) ..... (507) 389-5884  
**Sports Information Director**  
Paul Allan (paul.allan@mnsu.edu) ..... (507) 389-2625  
**Assistant Sports Information Director**  
Shane Drahota (shane.drahota@mnsu.edu) ..... (507) 389-2625  
**Director of Athletic Training**  
Jeff Chambers (jeffrey.chambers@mnsu.edu) ..... (507) 389-3229  
**Director of Community Relations**  
Cheryl Regan (cheryl.regan@mnsu.edu) ..... (507) 389-6010  
**Director of Marketing & Promotions**  
Stefanie Kelly (stefanie.kelly@mnsu.edu) ..... (507) 389-1897  
**Equipment Manager**  
Dewey Marble (dewey.marble@mnsu.edu) ..... (507) 389-2481  
**Strength & Conditioning Coordinator**  
Mike Burch (michael.burch@mnsu.edu) ..... (507) 389-5042

**Head Coaches**

- Baseball**  
Dean Bowyer (dean.bowyer@mnsu.edu) ..... (507) 389-2689  
**Basketball (men)**  
Matt Margenthaler (matt.margenthaler@mnsu.edu) ... (507) 389-2311  
**Basketball (women)**  
Ann Walker (ann.walker@mnsu.edu) ..... (507) 389-2678  
**Cross Country & Track (men)**  
Mark Schuck (mark.schuck@mnsu.edu) ..... (507) 389-5486  
**Cross Country & Track (women)**  
Jon Behrens (jennifer.behrens@mnsu.edu) ..... (507) 389-6415  
**Football**  
Clarence Holley (clarence.holley@mnsu.edu) ..... (507) 389-1072  
**Golf (men)**  
Mark Clouse (mark.clouse@mnsu.edu) ..... (507) 389-6111  
**Golf (women)**  
Nick Campa (nicholas.campa@mnsu.edu) ..... (507) 389-5236  
**Hockey (men)**  
Troy Jutting (troy.jutting@mnsu.edu) ..... (507) 389-5196  
**Hockey (women)**  
Jeff Vizenor (jeffrey.vizenor@mnsu.edu) ..... (507) 389-6936  
**Soccer (women)**  
Chris Miskoc (christine.miskoc@mnsu.edu) ..... (507) 389-2671  
**Softball**  
Lori Meyer (lori.meyer@mnsu.edu) ..... (507) 389-1520  
**Swimming & Diving (men & women)**  
Phil Rhoads (philip.rhoads@mnsu.edu) ..... (507) 389-6326  
**Tennis (men & women)**  
Todd Scott (todd.scott@mnsu.edu) ..... (507) 389-6111  
**Volleyball**  
Doug Tully (douglas.tully@mnsu.edu) ..... (507) 389-2673  
**Wrestling**  
Jim Makovsky (james.makovsky@mnsu.edu) ..... (507) 389-6521



Call the Maverick Sports Hotline at (507) 380-9785 or (800) 920-9785 (Minnesota only) for MSU scores, schedules and interviews. The Maverick Sports Hotline is brought to you courtesy of Midwest Wireless. Midwest Wireless is the Official Communications Sponsor of MSU Athletics.

# MINNESOTA STATE Athletics

For Immediate Release  
Subject: men's hockey

Nov. 2, 2002

**Mavericks Host Defending National Champs in Home Series  
MSU Gains First Win of Series in Bemidji State Series**

**On The Docket:** Minnesota State (1-3-2, 0-1-0 WCHA) hosts the University of Minnesota (4-1-2, 1-0-1 WCHA) in a two-game Western Collegiate Hockey Association series at MSU's Midwest Wireless Civic Center (4,832) this Friday and Saturday. Face-off is slated for a 7:35 start Friday and a 7:05 start Saturday.

**About the Series:** MSU owns a 1-8-2 overall record in the series with the Gophers. The UM has won the last five meetings between the two schools and claimed 4-1 and 3-1 wins in Mankato during the 2000-01 season in the only games they've played in Mankato. MSU's lone win in the series came in Minneapolis in 1999-00 when the Mavericks claimed a 6-5 overtime victory.

**Radio Broadcasts:** All MSU men's hockey games are carried live on The Spot FM 96.7 with Mike Sullivan handling the play-by-play duties.

**Television Broadcasts:** With the exception of this weekend's games, all of MSU's home contests will be carried live locally on cable Channel 18 by Charter Communications. The Minnesota State-Minnesota series will be carried by Fox Sports North (channel 41 locally) with Frank Mazzoco handling the play-by-play and Doug Woog providing color commentary.

**About the Mavericks:** Minnesota State fashioned a 1-0-1 record in a nonconference home series with Bemidji State this past weekend in bringing its 2002-03 record to 1-3-2. The Mavericks and the Beavers played to a 1-1 overtime tie Friday, before MSU claimed its first win of the season in a 3-1 Maverick victory Saturday.

The Beavers struck first in Friday's game when Peter Jonsson tapped in a rebound at the 1:11 mark of the second period. The Mavericks evened the score on a Shane Joseph power play tally at 10:18 of the third period and the score remained 1-1 for the remainder of the third period and through the five-minute overtime stanza. MSU junior netminder Jason Jensen, who was named the game's First Star, stopped 20 shots. BSU's Kelly Shields was credited with 28 saves.

Sophomore forward Grant Stevenson had a hand in all three Minnesota State goals in MSU's 3-1 win Saturday.

BSU struck first when Bill Methven tallied at the 8:16 minute mark of the first period. MSU responded at the 10:55 mark of the second period when Stevenson tallied his second career shorthanded goal. Senior defenseman Peter Runkel drew the lone assist on the goal. The Mavericks took the lead two minutes later when sophomore defenseman Steven Johns scored a power play goal on assists from Stevenson and senior forward B.J. Abel. The goal by Johns was the 5000th in the 33-year history of MSU men's hockey. Abel then added the 5001st goal in MSU history when he scored an even-strength insurance marker at 13:03 of the third period, with assists going to Stevenson and Johns.

MSU freshman goaltender Kyle Nixon, who made his first career start and appearance in the game, stopped 25 shots to earn the win. BSU netminder Kelly Shields was credited with 34 saves.

**Leading The Way:** Senior forward B.J. Abel (Rochester, Minn.) is serving as team captain this year after spending 2001-02 as an assistant captain. Senior defensemen Joe Bourne (Eden Prairie, Minn.) and Pete Runkel (Eagan, Minn.) are both in their first seasons as assistant captains.

**About MSU Head Coach Troy Jutting:** Richfield, Minn., native **Troy Jutting** (MSU '87) completed his second season at the Maverick hockey helm with the conclusion of the 2001-02 campaign. A former stand-out forward for the Mavericks (145 career points in 136 games from 1982-86), Jutting still ranks among the school's all-time leaders for career games played, goals, assists points and single-season points. The third person to serve as head coach of the Mavericks, Jutting spent 10 seasons as an assistant coach with the program prior to being selected as head coach in the summer of 2000. In his first season as MSU's head coach last season, Jutting led the Mavericks to a 19-18-1 (.513) record and his career record now stands at 35-41-5 (.463).

**MSU All-Time:** The Minnesota State men's hockey program, begun in 1969-70, completed its 33rd year of competition last year. With a total of 1,062 games played, the Mavericks sport an all-time record of 588-389-84 (.593). MSU has scored 5,001 goals all time, averaging 4.71 per game.

**About Minnesota:** The Gophers, who captured the 2001-02 NCAA national championship, stand 4-1-2 overall and are 1-0-1 in WCHA games. They are coming off a weekend in which they earned a pair on nonconference wins over Alabama-Huntsville, winning 12-1 and 4-2. Minnesota is led by junior forward **Troy Riddle** (9-5--14)

and freshman forward **Tomas Vanek** (6-6--12). Sophomore goaltender **Justin Johnson** (.884, 3.00, 2-0-2) has made four appearances. **Don Lucia** (Notre Dame '82) is in his fourth year as head coach of the Gophers and owns a career coaching record of 362-196-39. His record at the UM stands at 83-41-10.

**Grant Stevenson Notes:** Sophomore forward **Grant Stevenson** leads MSU in goals (5), assists (7) and points (12). The Spruce Grove, Alta., native had a hand in all three of MSU's goals in Saturday's 3-1 when he tallied a goal and two assists. Stevenson has

recorded at least one point in five of MSU's six games this season and owns 13-15--27 numbers in 45 career games. He has six multiple-point games in his two-year MSU career. His shorthanded goal Saturday was the second of his career and the first by a MSU player since Shane Joseph accomplished the feat in a game against St. Cloud State on December 21 of 2001.

**Shane Joseph Notes:** Junior forward **Shane Joseph**, who led MSU with 20 goals last year, owns 23-20--43 numbers in 65 career games. Joseph has nine career multiple-

**2002-03 WCHA Standings, Results & Schedule**

Team	WCHA				Overall		
	GP	W-L-T	Pts	GF-GA	GP	W-L-T	GF-GA
Colorado College	4	3-0-1	7	22-8	8	6-1-1	37-16
Denver	2	2-0-0	4	10-6	8	7-1-0	37-15
Minnesota-Duluth	4	1-1-2	4	12-12	6	1-2-3	17-19
Minnesota	2	1-0-1	3	8-7	7	4-1-2	37-20
St. Cloud State	2	1-0-1	3	7-6	6	3-2-1	16-16
Alaska-Anchorage	2	0-1-1	1	4-5	6	1-3-2	12-17
Minnesota State	2	0-1-1	1	6-7	6	1-3-2	14-19
Michigan Tech	4	0-3-1	1	8-22	7	1-4-2	20-31
North Dakota	0	0-0-0	0	0-0	6	6-0-0	36-16
Wisconsin	2	0-2-0	0	6-10	8	4-4-0	25-27

**Friday, November 1**  
 North Dakota 5 at Princeton 2  
 Rensselaer 0 at St. Cloud State 3  
 Minnesota-Duluth 3 at Alaska Anchorage 2  
 Denver 5 at Wisconsin 3  
 Alab-Huntsville 1 at Minnesota 12  
 Michigan Tech 1 at Colorado College 5  
 Bemidji State 1 at Minnesota State 10

**Saturday, November 2**  
 Bemidji State 1 at Minnesota State 3  
 North Dakota 7 at Yale 3  
 Rensselaer 3 at St. Cloud State 1  
 Minnesota-Duluth 2 at Alaska Anchorage 2  
 Denver 5 at Wisconsin 3  
 Alab-Huntsville 2 at Minnesota 4

**Sunday, November 3:**  
 Michigan Tech 0 at Colorado College 9

**Friday, November 8:**  
 Minnesota @ Minnesota State 7:35 pm  
 North Dakota @ St. Cloud State 7:05 pm  
 Minnesota-Duluth @ Denver 7:35 pm  
 Alaska Anchorage @ Colorado College 7:35 pm

**Saturday, November 9:**  
 Minnesota @ Minnesota State 7:05 pm  
 North Dakota @ St. Cloud State 7:05 pm  
 Minnesota-Duluth @ Denver 7:05 pm  
 Alaska Anchorage @ Colorado College 7:05 pm

**MSU Individual Career Totals - Active Players**

Player	Yr.	GP	G	A	Pts
B.J. Abel	Sr.	120	27	53	80
Shane Joseph	Jr.	65	23	20	43
Cole Bassett	Jr.	80	19	22	41
Joe Bourne	Sr.	102	9	26	35
Grant Stevenson	So.	44	13	15	28
Dana Sorensen	Jr.	51	12	11	23
Steven Johns	So.	41	2	21	23
Matt Paluczak	Jr.	41	3	14	17
Peter Runkel	Sr.	102	5	13	18
Jake Brenk	So.	27	3	6	9
Rick Kisskeys	So.	29	2	7	9
Aaron Forsythe	Jr.	56	0	7	7
Jon Hart	So.	20	1	6	7
Brad Thompson	So.	34	3	3	6
Jon Dubel	So.	25	2	2	4
Nate Metcalf	Jr.	36	2	1	3
Adam Gerlach	So.	19	0	2	2
Ryan McKelvie	Fr.	5	0	1	1
Chad Clower	Fr.	5	0	1	0
Jeff Marler	Fr.	5	0	0	0
Brock Becker	Fr.	5	0	0	0
Kyle Peto	Fr.	3	0	0	0
Christian Toll	0	1	0	0	0

Goaltender	Yr.	GP	W-L-T	GAA	Sv%
Jason Jensen	Jr.	32	11-16-4	3.13	.901
Jon Volp	So.	14	4-6-0	4.10	.886
Kyle Nixon	Fr.	1	1-0-0	1.00	.962



point games to his credit. Joseph has three goals and four assists and ranks second on the team with seven points for 2002-03.

**Cole Bassett Notes:** Junior forward **Cole Bassett** leads MSU with two power play goals and owns 19-22--41 numbers in 80 career games.

**Kyle Peto Notes:** Freshman defenseman **Kyle Peto**, who made his collegiate debut in the Providence series, has seen action in three of MSU's six games this season.

**Brock Becker Notes:** Freshman forward **Brock Becker**, who made his collegiate debut in the Providence series, has played in

five of MSU's six games in 2002-03. He has yet to record his first career point.

**Chad Clower Notes:** Freshman forward **Chad Clower**, who has played in five of MSU's six games this year, has 0-1--1 for the season with his first career point coming Oct. 26 in MSU's 1-1 overtime tie with St. Cloud State.

**Ryan McKelvie Notes:** Freshman forward **Ryan McKelvie**, has played in five of MSU's six games to date. McKelvie earned his first career point when he registered an assist on a goal by Brad Thompson in game in St. Cloud when the Mavericks dropped a 6-5 overtime decision to the Huskies.

**Jeff Marler Notes:** Freshman forward **Jeff Marler**, who made his collegiate debut in the Providence series, has not recorded a point in five career games.

Senior defensemen **Joe Bourne** and **Pete Runkel** became the 70th and 71st players in MSU Hockey history to play in at least 100 games in the St. Cloud series last weekend. Bourne has nine goals and 26 assists for 35 career points and Runkel has tallied 5-13--18 in his four-year MSU career.

Runkel has tallied a goal and an assist in the last three games.

**B.J. Abel Notes:** Senior forward **B.J. Abel** has now appeared in 105 consecutive games. The Rochester, Minn., native is MSU's active career scoring leader with 27 goals and 53 assists for 80 points in 120 career games played. Abel had a goal and an assist in MSU's 3-1 win over Bemidji State and owns 19 career multiple-point games.

**Brad Thompson Notes:** Sophomore forward **Brad Thompson** collected his first goal of the season when he tallied MSU's first goal in last Friday's 6-5 overtime loss at St. Cloud State. Thompson has played in all six of MSU's games this year and now owns 3-3--6 numbers in 34 career games.

**Jon Volp Notes:** Sophomore goaltender **Jon Volp** has seen action in two games this year and owns a 0-1-0 record to go along with a .857 save percentage and a 7.57 goals against average. His last appearance came in MSU's 6-5 overtime loss at St. Cloud State on Oct. 25th. The Eden Prairie, Minn.,

**2002-03 Minnesota State Men's Hockey Schedule & Results**  
Record: 1-3-2 overall, 0-1-1 WCHA

Day/Date	Opponent	Time/Result
Friday, Oct. 18	@ Providence	L, 5-1
Saturday, Oct. 19	@ Providence	L, 5-3
Friday, Oct. 25	@ St. Cloud State*	L, 6-5 ot
Saturday, Oct. 26	St. Cloud State*	T, 1-1 ot
Friday, Nov. 1	Bemidji State	T, 1-1 ot
Saturday, Nov. 2	Bemidji State	W, 3-1
Friday, Nov. 8	Minnesota*	7:35
Saturday, Nov. 9	Minnesota*	7:05
Friday, Nov. 15	St. Cloud State*	7:35
Saturday, Nov. 16	St. Cloud State*	7:05
Friday, Nov. 29	North Dakota*	7:05
Saturday, Nov. 30	North Dakota*	7:05
Friday, Dec. 6	Alaska - Anchorage*	7:35
Saturday, Dec. 7	Alaska - Anchorage*	7:05
Friday, Dec. 13	Colorado College*	7:35
Saturday, Dec. 14	Colorado College*	7:05
Tuesday, Dec. 17	Italian Nationals (Ex.)	7:35
Friday, Dec. 27	American International	7:35
Saturday, Dec. 28	American International	7:05
Friday, Jan. 3	Wisconsin*	7:05
Saturday, Jan. 4	Wisconsin*	8:05
Friday, Jan. 10	Michigan Tech*	7:35
Saturday, Jan. 11	Michigan Tech*	7:05
Friday, Jan. 17	Denver*	7:35
Saturday, Jan. 18	Denver*	7:05
Friday, Jan. 24	Minnesota*	7:05
Saturday, Jan. 25	Minnesota*	7:05
Friday, Jan. 31	Minnesota - Duluth*	7:35
Saturday, Feb. 1	Minnesota - Duluth*	7:05
Friday, Feb. 14	Alaska - Anchorage*	7:05
Saturday, Feb. 15	Alaska - Anchorage*	7:05
Friday, Feb. 21	North Dakota*	7:35
Saturday, Feb. 22	North Dakota*	7:05
Friday, Feb. 28	Colorado College*	7:35
Saturday, Mar. 1	Colorado College*	7:05
Thursday, Mar. 6	Nebraska - Omaha	7:35
Saturday, Mar. 8	Nebraska - Omaha	7:05
Friday, Mar. 14	WCHA Playoffs	TBA
Saturday, Mar. 15	First Round	TBA
WCHA Final Five Tournament - March 20-22, 2003 (St. Paul, Minn.)		
*WCHA game • all times listed are local times.		

**2002-03 MSU-WCHA Players of the Week**

Defensive Jason Jensen (Oct. 28 vs. St. Cloud State)

MSU In WCHA Year	GP	W	L	T	Pct.	Finish
1999-00	28	15	10	3	0.589	4th
2000-01	28	13	14	1	0.482	7th
2001-02	28	11	15	2	0.429	6th
2002-03	2	0	1	1	0.250	---
Totals	86	39	40	7	0.494	---

native stopped 20 of 25 shots in the first period of that game before being relieved by Jason Jensen.

**Jake Brenk Notes:** Sophomore forward **Jake Brenk** established personal career highs for assists and points in a game when he had three assists against St. Cloud State (10/25/02). Brenk, who saw action in 21 games last year, has played in all six of MSU's games in 2002-03.

**The Last Time It Happened**

**Swept a Series in the Civic Center**  
Mavericks: Michigan Tech, 2/1-2/02  
Opponent: Denver, 12/14-15/01

**Swept a Road Series**  
Mavericks: @ North Dakota, Nov. 30-Dec. 1, 2001  
Opponent: @ St. Cloud State 12/21-22/01

**Shutout Recorded At Civic Center**  
By Mavericks: Findlay (Jason Jensen), 11/03/01  
By Opponent: St. Cloud State (Jake Moreland), 10/27/01

**Shutout Recorded On the Road**  
By Mavericks: North Dakota, 12/1/01 (Jason Jensen)  
By Opponent: Colorado College, 1/11/01 (Curtis McElhinney)

**Recorded a Hat Trick**  
Mavericks: Grant Stevenson Michigan Tech 2/23/02  
Opponent: Ryan Malone, 12/22/01

**MSU Player Recorded a Natural Hat Trick**  
Jesse Rooney vs. UAH, 10/15/99

**MSU Defenseman Recorded a Hat Trick**  
Jason Krug vs. Concordia, 1/22/96

**MSU Player Scored Four Goals in a Game**  
Tyler Deis @ Air Force, 2/24/96

**50+ Shots in a Game**  
Mavericks: 54 vs. Findlay, 11/02/01  
Opponent: 52, Minnesota, 11/1/01

**Scored Shorthanded Goal**  
Mavericks: Grant Stevenson (vs. BSU), 11/2/02  
Opponent: Darren Haydar (New Hampshire), 11/26/00

**Scored Empty Net Goal**  
Mavericks: Justin Martin vs. Michigan Tech, 2/2/02  
Opponent: Jeff Taffe (Minnesota), 11/10/01

**MSU In Overtime**  
Won: Nebraska-Omaha, 4-3, 3/2/02 (Justin Martin GWG)  
Lost: @ St. Cloud State, 6-5, 10/25/02  
Tied: St. Cloud State, 1-1, 10/26/02

**Scored 10+ Goals in a Game**  
Mavericks: vs. Canisius, 10/23/98  
Opponent: vs. Alaska-Fairbanks, 3/4/94 (11)

**Penalty Shot**  
Mavericks: Ryan Rintoul vs. Brandon, 12/3/94, scored  
Opponent: Jason White (UNO), 3/5/98, stopped by Des Christopher; Marty Goulet (Bemidji State), 10/12/01, scored on Eric Pateman

**MSU Goaltender To Collect Assist:**  
Jason Jensen vs. Colorado College, 11/12/01

**MSU Was Involved in a Scoreless Tie**  
Has not happened

## Minnesota State University Men's Hockey - Page Four

**Adam Gerlach Notes:** Sophomore forward **Adam Gerlach** has seen action in four of MSU's six games this year and recorded his first point of the season when he was credited with an assist on **Brad Thompson's** goal at St. Cloud State (10/25/02).

**Steven Johns Notes:** Sophomore defenseman **Steven Johns** tallied the game-winning goal in Saturday's 3-1 victory over Bemidji State. That goal proved to be a milestone in more ways than one. Not only was it his first goal of the season, it was also his first career game-winning goal. The goal was also the 5000th goal in the 33-year history of the MSU men's hockey program. Johns now owns 2-21--23 numbers in 41 career games and he now has five multiple-point games.

**Dana Sorensen Notes:** Junior forward **Dana Sorensen** has seen action in five of MSU's six games this year and has played in 51 career games (12-11--33). He has yet to record a point in 2002-03.

**Nate Metcalf Notes:** Junior defenseman **Nate Metcalf** has appeared in three games to date with no points scored.

**Matt Paluczak Notes:** Junior defenseman **Matt Paluczak** has played in five of MSU's six games this year, but has yet to register a point.

**Jon Dubel Notes:** Sophomore defenseman **Jon Dubel** has played in four games this year and has yet to register a point.

**Jon Hart Notes:** Sophomore forward **Jon Hart** played in his first game of the season when he appeared in MSU's 1-1 overtime tie with BSU Friday. Hart owns 1-6--7 numbers in 20 career games.

**Jason Jensen Notes:** Junior goaltender **Jason Jensen** was credited with 47 saves on 49 shots for a .959 save percentage in the series with St. Cloud State last weekend in earning *WCHA and USCHO.com Defensive Player of the Week* honors. For the season Jensen leads MSU with a .925 save percentage and a 2.08 goals against average and owns a won-loss record of 0-2-2.

**Kyle Nixon Notes:** Freshman goaltender **Kyle Nixon** made his debut for the Maver-

icks over the weekend when he gained his first career victory in MSU's 3-1 win over Bemidji State Saturday. Nixon stopped 25 shots and was named the game's Third Star in the win.

**Rick Kisskeys Notes:** Sophomore forward **Rick Kisskeys**, who has appeared in four of MSU's five games to date, owns 2-7--9 numbers in 29 career games.

**Aaron Forsythe Notes:** Junior defenseman **Aaron Forsythe** has played in all six games this year and owns 0-7--7 numbers in 55 career games.

**Christian Toll Notes:** Freshman forward **Christian Toll** made his MSU debut when he played in MSU's 1-1 overtime time with Bemidji State Friday night.

**MSU On the Web:** Releases, stats, player and staff biographies, etc. on all of Minnesota State's 21 sports are available at the official website of MSU Athletics located at [www.msumavericks.com](http://www.msumavericks.com)

**MSU Team Notes:** The Mavericks played in three overtime games in a row for the fourth time in the program's history - the other times came during the 1988-89, 1991-92 and 1998-98 seasons. MSU's record for most overtime games in a season is eight and that has occurred in 1988-89...Despite owning a 1-3-2 won-loss record for the year, the Mavericks are outshooting their opponents by a 205-202 margin.

**Following Minnesota:** Following this weekend's home series with the University of Minnesota, Minnesota State will continue WCHA action with a home-and-home series with St. Cloud State. The Mavericks square off in Mankato Friday, Nov. 15 before heading up to St. Cloud the following night.

**Tickets:** MSU single-game prices, not including a \$1.00 facilities fee, are \$12.00.

The exception are the University of Minnesota games, which cost \$19.00 (plus a \$1.00 facilities fee). MSU students with a valid I.D. get in free.

Single-game tickets (with the exception of the Minnesota series), are available at the Midwest Wireless Civic Center box office, by phone with Ticketmaster ((507) 625-7919) and all Ticketmaster outlets. If available, MSU vs. UM tickets go on sale Oct. 28.



MHO  
HG5h

# MINNESOTA



## Golden Gopher

# MEN'S HOCKEY

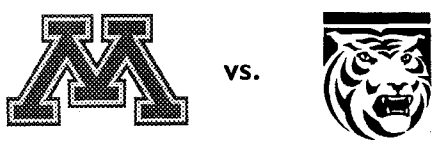
### MINNESOTA MEDIA RELATIONS

**Hockey contact:** John Romo  
Assistant Media Relations Director  
**Phone:** 612.625.4090  
**Fax:** 612.625.0359  
**email:** romox001@umn.edu

Minnesota Athletic Media Relations, 516 15th Ave. SE, 244 Bierman Field Athletic Building, Minneapolis, Minn. 55455

[www.gophersports.com](http://www.gophersports.com)

### GAMES 10-11



**#7 Colorado College (8-1-1, 5-0-1)**  
at  
**#8 MINNESOTA (5-2-2, 2-1-1)**

**Location:** Minneapolis, Minn.  
Mariucci Arena (10,000)  
**Time:** 7:05 p.m. (Friday/Saturday)  
**TV:** Fox Sports Net (Friday)/KSTC 45 (Saturday)  
Frank Mazzocco (play-by-play), Doug Woog (analyst)  
**Radio:** WCCO 830 (Friday)/KCCO 950 (Saturday)  
Wally Shaver (play-by-play), Glen Sonmor (analyst)

### SERIES HISTORY

**Series Record**  
Minnesota leads 143-73-6

**In Minneapolis:** Minnesota leads 89-20-1 (.814)  
**In Colorado Springs:** Minnesota leads 50-49-5 (.505)  
**Neutral Sites:** Tied 4-4-0 (.500)

**First Meeting**  
Feb. 28, 1947 Minnesota 8 C.C. 3

**Last Meeting**  
March 23, 2002 Minnesota 4 C.C. 2

**Last 10 Games**  
Minnesota leads 7-3-0

**Most Goals Scored by Minnesota**  
15 (15-2 win, March 1, 1947)

**Most Goals Scored by Colorado College**  
9 (2 times, last 9-2 win, Dec. 17, 1994)

**Last Minnesota Shutout**  
Feb. 22, 1997 - Minnesota 3, C.C. 0  
(span of 21 games)

**Last Colorado College Shutout**  
Nov. 5, 1999 - C.C. 3, Minnesota 0  
(span of 11 games)

**Series Shutouts**  
Minnesota - 5, C.C. - 3

**One-Goal Games**  
Minnesota leads 31-22

**Overtime Games**  
Minnesota leads 7-6-6

### The Series

Minnesota leads the all-time series vs. Colorado College by a 143-73-6 margin (.658). The Golden Gophers have won seven of the last 10 meetings, including a 4-2 win last year in an NCAA Quarterfinal matchup in Ann Arbor, Mich.

Minnesota has won four of the last six meetings at Mariucci Arena. Prior to that, the Tigers, led by then-head coach Don Lucia, won five in a row by an average margin of 4.8 to 1.4.

In six meetings over the last two seasons, Minnesota has averaged five goals a game, while the Tigers have averaged three goals per contest.

### About Colorado College

The Tigers have gotten off to a solid start in WCHA play with a 5-0-1 record. Colorado College took three points at Minnesota-Duluth and followed it with four straight home wins against Michigan Tech and Alaska Anchorage.

### Lucia vs. Colorado College

Don Lucia tallied a 166-68-18 record (.694) in six seasons as head coach of the Tigers. He is tied for the most coaching wins in Colorado College history with former Wisconsin Head Coach Jeff Sauer.

Against the Tigers, Lucia has an 8-6-0 career record. As head coach of the Golden Gophers, he has an 8-4-0 record against Colorado College.

### Last Year

For the second consecutive season, Minnesota and Colorado College were only scheduled to meet at Mariucci Arena. In a February series, goaltender Adam Hauser missed the series opener with a sprained ankle. The Tigers capitalized with three third-period goals to erase a 4-3 deficit for a 6-5 win. The next night, Hauser stopped 25 of 28 shots in a 7-3 win. Minnesota scored four unanswered third-period goals for the win.

In the quarterfinals of the NCAA West Regional in Ann Arbor, Mich., the Golden Gophers rallied from an early 1-0 deficit with goals from Grant Potulny, Nick Angell and Jeff Taffe. C.C.'s Peter Sejna cut the lead to 3-2, but John Pohl's shorthanded breakaway marker sealed a 4-2 win and a trip to the Frozen Four.


### MINNESOTA SCHEDULE

Date	Opponent	Time/Result
Oct. 12	vs. OHIO STATE*#	W 7-2
Oct. 18	at New Hampshire*	T 5-5
Oct. 19	at New Hampshire*	L 1-3
Oct. 25	at Michigan Tech	W 5-4
Oct. 26	at Michigan Tech	T 3-3
Nov. 1	ALABAMA-HUNTSVILLE*	W 12-1
Nov. 2	ALABAMA-HUNTSVILLE*	W 4-2
Nov. 8	at MSU, Mankato	L 2-3
Nov. 9	at MSU, Mankato	W 7-4
Nov. 15	COLORADO COLLEGE	7:05 p.m.
Nov. 16	COLORADO COLLEGE	7:05 p.m.
Nov. 22	MICHIGAN TECH	7:05 p.m.
Nov. 23	MICHIGAN TECH	7:05 p.m.
Nov. 29	MICHIGAN STATE*\$	7:05 p.m.
Dec. 1	MICHIGAN*\$	2:05 p.m.
Dec. 7	at Wisconsin	7:05 p.m.
Dec. 8	at Wisconsin	7:05 p.m.
Dec. 27	YALE*@	7:05 p.m.
Dec. 28	B.C./BOWLING GREEN*@	7:05 p.m.
Jan. 3	ST. CLOUD STATE	7:05 p.m.
Jan. 4	at St. Cloud State	7:05 p.m.
Jan. 10	NORTH DAKOTA	7:05 p.m.
Jan. 11	NORTH DAKOTA	7:05 p.m.
Jan. 17	U.S. UNDER 18 TEAM^	7:05 p.m.
Jan. 24	MSU, MANKATO	7:05 p.m.
Jan. 25	MSU, MANKATO	2:05 p.m.
Jan. 31	at Alaska Anchorage	10:05 p.m.
Feb. 1	at Alaska Anchorage	10:05 p.m.
Feb. 7	at Colorado College	8:35 p.m.
Feb. 8	at Colorado College	8:05 p.m.
Feb. 14	WISCONSIN	7:05 p.m.
Feb. 15	WISCONSIN	7:05 p.m.
Feb. 21	at Minnesota-Duluth	7:05 p.m.
Feb. 22	at Minnesota-Duluth	7:05 p.m.
Feb. 28	DENVER	7:05 p.m.
March 1	DENVER	7:05 p.m.
March 7	at St. Cloud State	7:05 p.m.
March 8	ST. CLOUD STATE	7:05 p.m.
March 14-16	WCHA Playoffs	TBA
March 20-22	WCHA Final Five	TBA
March 27-29	NCAA Regionals	TBA
April 10-12	NCAA Frozen Four	TBA

% Hall of Fame Game, Xcel Energy Center  
\* Non-conference game  
^ Exhibition  
\$ College Hockey Showcase  
@ Dodge Holiday Classic  
Television Schedule located on page 10  
All times central.

## Record When...

Overall Record	5-2-2
WCHA Record	2-1-1
Home Record	2-0-0
Road Record	2-2-2
Neutral Site Record	1-0-0
Last 20 Games (including last year)	15-3-2
Last 10 Games (including last year)	6-2-2
Last 5 Games (including last year)	3-1-1
Scoring A Power-Play Goal	5-1-2
Not Scoring A Power-Play Goal	0-1-0
Allowing A Power-Play Goal	3-2-1
Not Allowing A Power-Play Goal	2-0-1
Scoring A Short-Handed Goal	1-0-0
Allowing A Short-Handed Goal	1-1-0
10 Or More Penalties	2-0-0
Fewer Than 10 Penalties	3-2-2
More Penalties Than Opponent	0-0-0
Fewer Penalties Than Opponent	5-2-2
Same Amount Of Penalties	0-0-0
In One-Goal Games	1-1-0
In Two-Goal Games	1-1-0
In Three-Goal or More Games	3-0-0
In Overtime Games	0-0-2
Scoring 4 or More Goals	5-0-1
Scoring 3 or Fewer Goals	0-2-1
Scoring 3 or More Goals	5-1-2
Scoring 2 or Fewer Goals	0-1-0
Allowing 4 or More Goals	2-0-1
Allowing 3 or Fewer Goals	3-2-1
Scoring First Goal Of Game	4-1-0
Opponents Score First	1-1-2
Leading After One Period	4-1-0
Trailing After One Period	1-0-2
Tied After One Period	0-1-0
Scoring First Goal Of Second Period	3-1-1
Leading After Two Periods	3-1-1
Trailing After Two Periods	1-1-0
Tied After Two Periods	1-0-1
Scoring First Goal Of Third Period	4-1-1
Having 10-19 Shots On Goal	0-0-0
Having 20-29 Shots On Goal	1-0-0
Having 30-39 Shots On Goal	1-1-1
Having 40 or More Shots On Goal	3-1-1
Allowing 10-19 Shots On Goal	1-0-0
Allowing 20-29 Shots On Goal	3-2-1
Allowing 30-39 Shots On Goal	1-0-1
Allowing 40 or More Shots On Goal	0-0-0
Outshooting Opponent	4-2-2
Opponent Outshoots Minnesota	1-0-0
Shots Are Even	0-0-0
October	2-1-2
November	3-1-0
December	0-0-0
January	0-0-0
February	0-0-0
March	0-0-0
April	0-0-0
Tuesdays	0-0-0
Thursdays	0-0-0
Fridays	2-1-1
Saturdays	3-1-1
Sundays	0-0-0
Series Record	1-1-2
Games Following A Win	1-0-2
Games Following A Loss	2-0-0
Games Following A Tie	1-2-0



*Thomas Vanek's 15 points is the best start by a Golden Gopher freshman since Pat Micheletti and Corey Millen collected 15 points in their first nine games during the 1982-83 season.*

## News & Notes

### Minnesota Splits on the Road at Mankato

The Golden Gophers spent their third weekend in four weeks on the road with a two-game series at Minnesota State, Mankato. Minnesota took a 2-0 lead in the third period in the series opener, but the Mavericks responded with three unanswered goals to record the 3-2 upset. MSU's Jason Jensen made 35 saves to earn the win.

In the rematch, the Golden Gophers broke a 1-1 tie with three second-period goals en route to a 7-4 victory. Freshman P.J. Atherton and junior Joey Martin each recorded their first career goals in the win.

### Golden Gophers Take a Tumble

Needless to say, the voters in the *USA Today*/American Hockey Magazine poll were not impressed with Minnesota's split in Mankato last weekend. The Golden Gophers fell five spots to number eight in this week's rankings. Last week's number one, Denver, fell two spots to number three after splitting at home vs. Minnesota-Duluth. Minnesota fell two spots to No. 6 in the USCHO.com poll.

The Golden Gophers' rating is the lowest for the team since Jan. 27, 2001, when Minnesota was also ranked eighth.

### Shouldering the Load

Junior Troy Riddle scored Minnesota's first goal on Friday night in Mankato, but then watched in street clothes as the Mavericks rallied for a 3-2 win. Riddle suffered a minor AC shoulder separation in the second period. After taking part in warmups for Saturday's game, Riddle was given the OK to play and he responded with a career night. Riddle tied his career high with four points on two goals and two assists.

### Solving the Riddle

Despite a shoulder injury, Riddle extended his consecutive point streak to 10 games with a five-point weekend. During that span, he has 12-9--21. Riddle leads the nation with 12 goals and ranks second in the WCHA with 19 points. His 12 goals to start the season are the most by a Golden Gopher since Pat Micheletti had 15 goals in the first nine games of the 1984-85 season.

Riddle has had Colorado College's number during his first two years as a Golden Gopher. In six games, he has 5-9--14 vs. the Tigers. Last year in the series with Colorado College, Riddle fashioned a seven-point weekend with a goal and six assists in the two-game split. The following is a game-by-game breakdown:

2/16/01	1-1--2	6-1 UM win
2/17/01	2-0--2	4-1 UM win
3/17/01	1-0--1	5-4 C.C. win
2/15/02	0-4--4	6-5 C.C. win
2/16/02	1-2--3	7-3 UM win
3/23/02	0-2--2	4-2 UM win

### Few and Far Between

The Golden Gophers have not lost two games in a row since the end of the 2000-01 season, a span of 53 games. That is the longest streak since Minnesota went 59 games without consecutive losses from Feb. 20, 1922 to Feb. 22, 1927.

Minnesota has not been swept by a WCHA foe since St. Cloud State won two in a row to end the 2000-01 regular season, a span of 16 league series. Overall, Minnesota has not been swept in 21 two-game series.



### Home Sweet Home

The Golden Gophers have won eight straight games at Mariucci Arena, including six straight games against WCHA opponents. Colorado College was the last team to beat Minnesota in the friendly confines with a 6-5 decision on Feb. 15, 2002. The school record for consecutive wins is 12 set from Jan. 22, 1954 through Dec. 21, 1954 and Dec. 4, 1982 through Jan. 10, 1983. The record for consecutive WCHA wins at home is 10, which occurred from Nov. 1, 1991 through Feb. 7, 1992.

In the past two-plus seasons, Minnesota has a 34-8-1 record (.802) at Mariucci Arena, including a 25-6-1 WCHA record (.797). During that span, the Golden Gophers have lost consecutive games just once, Nov. 24-25, 2001 against Michigan State (3-2) and Michigan (4-1).

### WCHA Home Openers

The Golden Gophers are 2-0-1 in home WCHA openers under Don Lucia. Three years ago, Minnesota tied then-No. 1 North Dakota, 2-2. In 2000-01, the Golden Gophers defeated Minnesota-Duluth, 3-1, and defeated Minnesota State last season by the score of 5-3.

The Golden Gophers were 6-1-3 in home WCHA openers in the 1990s. This is the latest conference home opener since Nov. 20-21, 1981 when Minnesota hosted North Dakota.

### #600 Awaits

On Friday, Don Lucia will coach his 600th career game. In a career that has spanned 15-plus seasons, Lucia spent six seasons as head coach of Alaska Fairbanks (1987-93), followed by six with Colorado College (1994-99). He became head coach of the Golden Gophers on April 9, 1999, nearly three years to the day before leading Minnesota to the 2002 NCAA Championship.

### Walking Wounded

The Golden Gophers faced Minnesota State with four of its top 12 forwards sitting back home in Minneapolis. Junior Grant Potulny suffered a fractured leg and ligament damage in the season opener vs. Ohio State. He had missed just one game in his first two seasons. Sophomore Barry Tallackson, the lone freshman to play in all 44 games last season, suffered a separated shoulder at Michigan Tech on Oct. 25. Junior Jon Waibel was the next to fall. On the night he recorded his first career hat trick vs. Alabama-Huntsville on Nov. 1, he suffered a fractured hand. Sophomore transfer Jerrid Reinholz fractured his jaw on Nov. 2 vs. Alabama-Huntsville, the night after he recorded a career-high three assists. He had surgery last Saturday and should be available for this weekend's series vs. Colorado College.

### Offensive Defensemen

This weekend's series at Mariucci Arena will feature the two most prolific defensive corps in the WCHA. In nine games, the Golden Gopher blueliners have 11-31--42 in nine games. Colorado College's defensemen have totalled 16-24--40 in 10 games this season. No other defensive corps in the WCHA has more than 21 points. Minnesota is led by junior Paul Martin (4-11--15) and sophomore Keith Ballard (2-13--15). The Tigers are paced by senior Tom Preissing (10-4--14), a native of Rosemount, Minn.

### The Rookie

Freshman Thomas Vanek, the first European to play for the Golden Gophers, has lived up to his preseason hype. The Graz, Austria, native is tied for second on the team in scoring with 7-8--15, which ranks second among WCHA rookies. His 15 points in nine games is the best start by a Golden Gopher freshman since Corey Millen (5-10--15) and Pat Micheletti (6-9--15) each had 15 points in nine games to start the 1982-83 season. Millen finished with 14-15--29 in 21 games, while Micheletti had 14-19--33 in 31 games.

Vanek had a seven-point weekend in his first series in Mariucci Arena two weeks ago and has two multi-goal games on the year, including a hat trick in a 12-1 win vs. Alabama-Huntsville, Nov. 1. He has 4-6--10 in his last four games.

### On the Defensive

Minnesota possesses two of the most talented defensemen in college hockey. Junior Paul Martin and sophomore Keith Ballard lead a talented defensive

### THE LUCIA LEDGER

√ Is in his fourth season as head coach of the Golden Gophers

√ Has a 363-197-39 (.639) career record, including an 84-42-10 (.654) mark at Minnesota

√ Led Minnesota to the 2002 NCAA Title in only his third season as head coach at the 'U'

√ Led his teams to three NCAA Frozen Four appearances in the last seven years

√ Named Spencer Penrose National Coach of the Year in 1994

√ Led teams to eight NCAA Tournament appearances in the last nine years

√ Has been named WCHA Coach of the Year three times during his career

√ Led Colorado College to three straight WCHA Championships

√ Has coached one Hobey Baker Award winner, 12 All-Americans, 35 All-WCHA players, 15 All-WCHA defensemen, six Hobey Baker Award finalists and five WCHA Defensive Players of the Year



### Active Division I Coaches Career Wins

Coach (Teams)	Yrs	Wins	*Avg.
Jack Parker (BU)	29+	660	22.6
Jerry York (Clarkson-BGSU-BC)	30+	650	21.5
Rick Comley (LSSC-NMU-MSU)	29+	602	20.6
Red Berenson (Mich.)	18+	482	26.4
Doug Ross (Ohio, Kent, UAH)	23+	431	18.7
Mike Gilligan (Salem, Yale, Ver.)	25+	409	16.2
Craig Dahl (Bethel, UWRF, SCSU)	22+	369	16.6
Mike Sertich (UMD, MTU)	20+	367	18.3
<b>Don Lucia (UAF, CC, MN)</b>	<b>15+</b>	<b>363</b>	<b>23.9</b>

\* Average through 2001-02 season

### USA Today/American Hockey Magazine Poll

1.	Boston College (9)	245
2.	New Hampshire (6)	231
3.	Denver (1)	217
4.	Michigan	171
5.	North Dakota	170
6.	Cornell (1)	161
7.	Colorado College	159
<b>8.</b>	<b>Minnesota</b>	<b>158</b>
9.	Boston University	150
10.	Maine	107

### USCHO.com Poll

1.	Boston College (29)	580
2.	New Hampshire (7)	538
3.	Denver (3)	517
4.	North Dakota	404
5.	Michigan	395
<b>6.</b>	<b>Minnesota</b>	<b>379</b>
7.	Boston University	369
8.	Colorado College	340
9.	Cornell	323
10.	Maine	237

## Around the WCHA

Team (Overall Record, win %)	GP	W	L	T	Pts
Colorado College (6-1-1, .850)	6	5	0	1	11
Denver (8-2-0, .800)	4	3	1	0	6
Minnesota-Duluth (2-3-3, .438)	6	2	2	2	6
<b>Minnesota (5-2-2, .667)</b>	4	2	1	1	5
St. Cloud State (4-3-1, .562)	4	2	1	1	5
Minnesota State (2-4-2, .375)	4	1	2	1	3
North Dakota (7-1-0, .875)	2	1	1	0	2
Alaska Anchorage (1-5-2, .333)	4	0	3	1	1
Michigan Tech (1-4-2, .286)	4	0	3	1	1
Wisconsin (4-4-0, .500)	2	0	2	0	0

### Last Week's Results

Alaska Anchorage (0-2-0)  
swept at Colorado College (1-4/2-5)

Colorado College (2-0-0)  
swept Alaska Anchorage (4-1/5-2)

Denver (1-1-0)  
split with Minnesota-Duluth (2-3/4-2)

Minnesota-Duluth (1-1-0)  
split at Denver (3-2/2-4)

Minnesota State (1-1-0)  
split with visiting Minnesota (3-2/4-7)

North Dakota (1-1-0)  
split at St. Cloud State (3-7/3-2 ot)

St. Cloud State (1-1-0)  
split with North Dakota (7-3/2-3 ot)

### This Week's Schedule

Denver at Michigan Tech (Friday-Saturday)

Alaska Anchorage at North Dakota (Friday-Saturday)

St. Cloud State at Minnesota State (Friday)

Minnesota State at St. Cloud State (Saturday)

Wisconsin at Minnesota-Duluth (Friday-Saturday)

### WCHA Offensive Player of the Week

Ryan Malone, F, SCSU (3-2--5 in 7-3 win vs. UND)

### WCHA Defensive Player of the Week

Tom Preissing, D, CC (+4, 1-4--5 in sweep of UAA)

### WCHA Rookie of the Week

Brett Sterling, F, CC (2-2--4 in sweep of UAA)

### Grand Forks Herald Preseason Coaches Poll

Team (1st place votes)	2001-02 WCHA/Overall
1. Denver (6)	21-6-1/32-8-1
2. Minnesota (3)	18-7-3/32-8-4
3. St. Cloud State (1)	19-7-2/29-11-2
4. Colorado College	16-10-2/27-13-3
5. North Dakota	11-15-2/16-19-2
6. Wisconsin	12-13-3/16-19-4
7. Minnesota-Duluth	6-19-3/13-24-3
8. Minnesota State, Mankato	11-15-2/16-20-2
9. Alaska Anchorage	10-14-4/12-19-5
10. Michigan Tech	4-22-2/8-28-2

### Preseason Player of the Year

Wade Dubielewicz, Goaltender, University of Denver

### Preseason Rookie of the Year

Zach Parise, Forward, University of North Dakota



**Matt DeMarchi** has 2-6--8 against Colorado College in 12 games, his highest total vs. any WCHA opponent.

corps for the Golden Gophers. The duo is tied for the national lead in defenseman scoring. Ballard has 2-13--15, while Martin has 4-11-15.

Martin was a second-team All-WCHA selection last season, the lone underclassmen on the first two teams. He finished fourth in the country among blueliners with 38 points last season and is currently one point behind that scoring pace this season. His 58 career assists are the most of any active Golden Gopher.

Comparisons to All-American Jordan Leopold are justified based on the numbers and honors earned by both players. Both were WCHA All-Rookie selections and second-team All-WCHA players as sophomores. Through 91 career games, Martin has 15-58--73. Leopold had 18-47--65 through the first 91 games of his career.

The 11th pick overall in last summer's NHL Entry Draft, Ballard has been on a torrid pace thus far this season. He has two four-point nights already this season and is tied for the national lead with Martin among defensemen with 15 points. In the WCHA among all players, he ranks second in assists and power-play points and sixth overall in scoring.

### Out of the Gates

Minnesota hopes to begin its WCHA slate with same type of success experienced the past two seasons. In each of the past two years, the Golden Gophers have opened WCHA play with 5-0-1 league records. Last year, the Golden Gophers followed that start with a 2-4-2 stretch. Two years ago, Minnesota followed its 5-0-1 start with a 2-3-1 streak. The Golden Gophers have finished third in the WCHA in each of the past two seasons. In 1999-2000, Minnesota began conference play with a 1-4-1 record.

In 2000-01, the Golden Gophers started 6-0-1 in WCHA home games. Last year, Minnesota won its first four home conference games.

### At Least They Can Vote

Entering the 2002-03 season, Minnesota has the youngest team in the WCHA. The Golden Gopher roster has an average age of 20.18 years, the lowest average in the league. This weekend, they will face the league's second-youngest squad. Minnesota also has the most teenagers on its roster in the WCHA with 10. The following is a breakdown (no. of teenagers in parenthesis):

Minnesota: 20.18 (10)  
 Colorado College: 20.28 (7)  
 Wisconsin: 20.44 (8)  
 North Dakota: 20.63 (6)  
 Michigan Tech: 20.66 (5)  
 Minnesota State: 20.88 (4)  
 Minnesota-Duluth: 20.96 (4)  
 Denver: 21.00 (4)  
 Alaska Anchorage: 21.04 (2)  
 St. Cloud State: 21.07 (5)

## Next Opponent:

vs. Michigan Tech, Nov. 22-23

**Location:** Minneapolis, Minn.

**Arena:** Mariucci Arena (10,000)

**Time:** 7:05 p.m. (Friday/Saturday)

**Television:** Fox Sports Net (Friday)/KSTC 45 (Saturday)

**Radio:** WCCO 830 (Friday)/KCCO 950 (Saturday)

**This Week:** Michigan Tech was idle this past weekend and hosts Denver on Friday and Saturday.

## The Friendly Confines

### Mariucci Arena

Opened in October, 1993

- The Golden Gophers were 18-4-0 (.804) at Mariucci Arena last season and 32-8-1 (.793) over the past two seasons.
- Minnesota is 121-46-13 (.708) all-time at Mariucci Arena.
- The 1995-96 squad went 19-2-0 (.905) at home.
- Seating capacity has increased twice since the opening of Mariucci. Capacity increased from 9,305 to 9,700 in 1996-97. It was increased to 10,000 last season.
- The largest crowd at Mariucci Arena was 10,248 on March 2, 2002 vs. St. Cloud State
- The largest attendance in a single series was 20,440 vs. Colorado College, Feb. 15-16, 2002.
- The first official game in the new Mariucci Arena was on Oct. 30, 1993. Minnesota and St. Cloud State tied 4-4.
- Andy Brink scored the first goal in arena history with his marker against the Huskies in the first period at 13:53.
- The longest winning streak in the new Mariucci Arena is 10 games, Nov. 12, 1995 to Feb. 9, 1996 and March 9, 2001 to November 30, 2001.
- Minnesota's longest home losing streak is just four games, Nov. 1-Dec. 19, 1997.

## BY THE NUMBERS

Minnesota		Colorado College
20/68 (.294)	PP	18/58 (.310)
10/29 (.345)	WCHA PP	10/32 (.312)
37/47 (.787)	PK	48/55 (.873)
16/21 (.762)	WCHA PK	27/31 (.871)
2-0-0	Home	5-1-0
2-2-2	Away	1-0-1
W1	Current Streak	W5
3-1-1	Last Five Games	5-0-0
5.1	Goals/Game	4.6
3.0	Goals Allowed/Game	1.9
41.8	Shots/Game	33.6
8.1	Penalties/Game	7.4

## The Men Behind the Mask

Replacing the WCHA's all-time winningest goaltender are a pair of sophomores. Justin Johnson and Travis Weber are sharing duties to begin the season with both striving to establish themselves as the No. 1 starter. Weber got the nod on Friday night and stopped 17 of 20 shots, but the Mavericks rallied for a 3-2 win with three third-period goals. Justin Johnson manned the net in the rematch and stopped 28 of 32 shots in a 7-4.

Weber and Johnson are a combined 8-1-0 in their careers at Mariucci Arena with a 2.02 gaa and .917 saves percentage.

On the road, they are a combined 6-3-2 with a 4.00 gaa and .846 saves percentage.

## Supporting Their Netminder

Sophomore Justin Johnson improved to 6-0-2 in his career with his win on Saturday night. He has made nine career starts in the past two seasons and Minnesota is averaging 5.2 goals in those contests. In 13 career starts for Weber, the Golden Gophers are averaging 5.0 goals per game.

## Miscellaneous

Minnesota's six sophomore forwards have yet to score a goal, while the sophomore defensemen have three • Minnesota was outshot for the first time this season this past Saturday • the Golden Gophers have yet to have more penalties than their opponent • senior Nick Anthony collected his first multi-point game of the season with two assists last Saturday • freshman Andy Sertich is scoreless in his last four games, while former prep teammate and current line-mate Gino Guyer is pointless in the last three • Minnesota has had 16 straight home games with crowds in excess of 10,000 • the Golden Gophers are 8-0-0 all-time in games played on Nov. 16.

## Career vs. Colorado College

Troy Riddle leads the way against the Tigers with 5-9--14 in six career games vs. the Tigers. Nick Anthony returned from a 14-game hiatus because of a sports hernia with three goals in last year's two-game series at Mariucci Arena. Fellow senior Matt DeMarchi, who originally committed to C.C., has 2-6--8 vs. the Tigers in 12 career games. DeMarchi's next highest total vs. a WCHA opponent is 2-2--4 vs. Wisconsin in 12 games.

Nick Anthony	4-0--4 (10 GP)
Keith Ballard	0-1--1 (3 GP)
Matt DeMarchi	2-6--8 (12 GP)
Jake Fleming	0-0--0 (3 GP)
Matt Koalska	0-0--0 (5 GP)
Joey Martin	0-1--1 (1 GP)
Paul Martin	1-1--2 (6 GP)
Grant Potulny	4-1--5 (6 GP)
Jerrid Reinholz	0-0--0 (4 GP) - w/ UMD
Troy Riddle	5-9--14 (6 GP)
Judd Stevens	0-0--0 (2 GP)
Barry Tallackson	0-1--1 (3 GP)
Jon Waibel	0-1--1 (6 GP)
Dan Welch	1-2--3 (8 GP)
Justin Johnson	0-0-0, 0.00, .000 (1 GP)
Travis Weber	0-1-0, 7.25, .800 (1 GP)

## The Last Time It Happened

### Minnesota Swept A Road Series:

February 8-9, 2002 at North Dakota (6-4, 4-3)

### Minnesota Was Swept In A Road Series:

December 1-2, 2000 at Denver (4-0, 4-1)

### Minnesota Swept A Home Series:

November 1-2, 2002 vs. Alabama-Huntsville (12-1, 4-2)

### Minnesota Was Swept In A Home Series:

February 25-26, 2000 vs. Wisconsin (4-2, 5-4)

### Minnesota Shut Out An Opponent:

October 27, 2001 vs. Colgate  
(Justin Johnson, 9-0)

### An Opponent Shut Out Minnesota:

March 16, 2001 vs. St. Cloud State (Scott Meyer, 3-0)

### Minnesota Player Scored A Hat Trick:

November 1, 2002 vs. Alabama-Huntsville  
(Jon Waibel, Troy Riddle, Thomas Vanek, 12-1 Minnesota win)

### Minnesota Player Scored A Pure Hat Trick:

February 26, 1999 at Minnesota-Duluth  
(Wyatt Smith, 4-1 Minnesota win)

### An Opponent Scored A Hat Trick:

March 2, 2001 vs. St. Cloud State  
(Jon Cullen, three goals, 6-1, Minnesota loss)

### Minnesota Player Scored Four Goals In A Game:

February 27, 1999 at Minnesota-Duluth  
(Reggie Berg, 10-7 Minnesota win)

### Minnesota Won When Trailing After Two Periods:

February 8, 2002 at North Dakota  
(4-3/trailing 3-1 heading into third period)

### Minnesota Had 50 or More Shots On Goal In A Game:

November 1, 2002 vs. Alabama-Huntsville  
(51 shots, 12-1 Minnesota win)

### Opponent Had 50 or More Shots On Goal In A Game:

January 31, 1997 at North Dakota  
(51 shots, 6-4 Minnesota loss)

### Minnesota Player Scored A Shorthanded Goal:

March 23, 2002 vs. Wisconsin  
(John Pohl, third period, 4-2 win)

### Minnesota Won In Overtime:

April 6, 2002 vs. Maine (4-3)

### Minnesota Lost In Overtime:

March 23, 2001 vs. Maine (5-4)

### Minnesota Tied In Overtime:

October 26, 2002 at Michigan Tech (3-3)

### Minnesota Scored 10 Goals Or More In A Game:

November 1, 2002 vs. Alabama-Huntsville  
(12-1 Minnesota win)

### Opponent Scored 10 Goals Or More In A Game:

January 30, 1993 at Michigan Tech  
(10-2 Minnesota loss)

## Career Game Highs

### #2 Peter Kennedy

Goals: n/a  
Assists: 1 (11/1/02 vs. UAH)  
Points: 1 (11/1/02 vs. UAH)

### #3 Chris Harrington

Goals: 1 (11/2/02 vs UAH)  
Assists: 1 (2 times, last 11/8/02 MSU, M)  
Points: 1 (3 times, last 11/8/02 MSU, M)

### #4 P.J. Atherton

Goals: 1 (11/9/02 at MSU, M)  
Assists: n/a  
Points: 1 (11/9/02 at MSU, M)

### #5 Jon Waibel

Goals: 3 (11/1/02 vs. UAH)  
Assists: 1 (12 times, last 10/8/02 at UNH)  
Points: 3 (11/1/02 vs. UAH)

### #6 Judd Stevens

Goals: 1 (2 times, last 10/26/02 at MTU)  
Assists: 2 (2 times, last 10/27/01 vs. Colgate)  
Points: 2 (3 times, last 12/29/01 vs. Prov.)

### #7 Gino Guyer

Goals: 2 (10/25/02 at MTU)  
Assists: 1 (2 times, last 11/1/02 vs. UAH)  
Points: 2 (2 times, last 10/25/02 at MTU)

### #9 Andy Sertich

Goals: n/a  
Assists: 1 (3 times, last 10/26/02 at MTU)  
Points: 1 (3 times, last 10/26/02 at MTU)

### #10 Paul Martin

Goals: 2 (2 times, last 11/9/02 at MSU, M)  
Assists: 3 (3 times, last 11/1/02 vs. UAH)  
Points: 3 (4 times, last 11/9/02 at MSU, M)

### #11 Dan Welch

Goals: 2 (2/18/00 at MTU)  
Assists: 1 (16 times, last 10/25/02 at MTU)  
Points: 2 (3 times, last 3/9/02 vs. UND)

### #13 Keith Ballard

Goals: 2 (1/26/02 vs. Denver)  
Assists: 4 (10/25/02 at MTU)  
Points: 4 (2 times, last 10/25/02 at MTU)

### #15 Mike Erickson

Goals: 1 (10/5/01 at UND)  
Assists: 2 (10/26/01 vs. Colgate)  
Points: 2 (10/26/01 vs. Colgate)

### #16 Nick Anthony

Goals: 2 (2 times, last 2/15/02 vs. CC)  
Assists: 2 (6 times, last 11/9/02 at MSU, M)  
Points: 3 (4 times, last 3/8/02 vs. UND)

### #17 Garrett Smaagaard

Goals: 1 (1/12/02 at UW)  
Assists: 1 (3 times, last 11/2/02 vs UAH)  
Points: 1 (4 times, last 11/2/02 vs UAH)

### #18 Grant Potulny

Goals: 3 (1/20/01 at Wis.)  
Assists: 2 (2 times, last 2/23/02 vs. UW)  
Points: 3 (4 times, last 10/27/01 vs. Colgate)

### #19 Matt DeMarchi

Goals: 1 (10 times, last 11/2/02 vs. UAH)  
Assists: 2 (2 times, last 2/16/01 vs. CC)  
Points: 2 (5 times, last 2/15/02 vs. CC)

### #20 Joey Martin

Goals: 1 (11/9/02 at MSU, M)  
Assists: 1 (7 times, last 11/2/02 vs UAH)  
Points: 1 (8 times, last 11/9/02 at MSU, M)

### #21 Troy Riddle

Goals: 3 (11/1/02 vs. UAH)  
Assists: 4 (2/15/02 vs. CC)  
Points: 4 (3 times, last 11/9/02 at MSU, M)

### #23 Tyler Hirsch

Goals: 1 (10/25/02 at MTU)  
Assists: 2 (10/26/02 at MTU)  
Points: 2 (2 times, last 10/26/02 at MTU)

### #24 Matt Koalska

Goals: 2 (10/27/01 vs. Colgate)  
Assists: 3 (2 times, last 11/1/02 vs. UAH)  
Points: 4 (2 times, last 11/1/02 vs. UAH)

### #25 Jerrid Reinholz

Goals: 1 (3/2/01 at Denver)  
Assists: 3 (11/1/02 vs. UAH)  
Points: 3 (11/1/02 vs. UAH)

### #26 Thomas Vanek

Goals: 3 (11/1/02 vs. UAH)  
Assists: 3 (11/1/02 vs. UAH)  
Points: 6 (11/1/02 vs. UAH)

### #27 Barry Tallackson

Goals: 2 (2/8/02 at UND)  
Assists: 2 (3/16/02 vs. Denver)  
Points: 2 (3 times, last 3/16/02 vs. Denver)

### #28 Brett MacKinnon

Goals: 1 (11/23/01 at MSU)  
Assists: 1 (2 times, last 12/29/01 vs. Prov.)  
Points: 1 (3 times, last 12/29/01 vs. Prov.)

### #29 Jake Fleming

Goals: 1 (3 times, last 2/9/02 at UND)  
Assists: 1 (11 times, last 11/9/02 at MSU, M)  
Points: 1 (14 times, last 11/9/02 at MSU, M)

### #31 Travis Weber

Goals Allowed: 1 (3 times, last 1/6/02 vs. UND)  
Saves: 24 (2 times, last 2/15/02 vs. CC)  
Saves %: .960 (12/29/01 vs. Prov.)

### #33 Justin Johnson

Goals Allowed: 0 (10/27/01 vs. Colgate)  
Saves: 31 (11/10/01 vs. MSU-M)  
Saves %: 1.000 (10/27/01 vs. Colgate)

**CAREER GOALS - CURRENT PLAYERS**

Troy Riddle	44
Grant Potulny	37
Matt Koalska	23
Nick Anthony	19
Paul Martin	15
Barry Tallackson	13
Keith Ballard	12
Dan Welch	12
Matt DeMarchi	10
Jon Waibel	9
Thomas Vanek	7
Gino Guyer	5
Jake Fleming	3
Judd Stevens	2
Mike Erickson	1
Brett MacKinnon	1
Jerrid Reinholz	1
Garrett Smaagaard	1
Tyler Hirsch	1
Chris Harrington	1
P.J. Atherton	1
Joey Martin	1

**CAREER ASSISTS - CURRENT PLAYERS**

Paul Martin	58
Troy Riddle	52
Matt Koalska	44
Grant Potulny	30
Nick Anthony	27
Keith Ballard	26
Matt DeMarchi	24
Judd Stevens	18
Dan Welch	16
Jon Waibel	12
Barry Tallackson	11
Jake Fleming	11
Thomas Vanek	8
Joey Martin	7
Tyler Hirsch	5
Jerrid Reinholz	4
Brett MacKinnon	3
Garrett Smaagaard	3
Andy Sertich	3
Mike Erickson	2
Gino Guyer	2
Chris Harrington	2
Peter Kennedy	1
Justin Johnson	1

**CAREER POINTS - CURRENT PLAYERS**

Troy Riddle	96
Paul Martin	73
Grant Potulny	67
Matt Koalska	65
Nick Anthony	46
Keith Ballard	38
Matt DeMarchi	34
Dan Welch	28
Barry Tallackson	24
Jon Waibel	21
Judd Stevens	20
Thomas Vanek	15
Jake Fleming	14
Joey Martin	8
Gino Guyer	7
Tyler Hirsch	6
Jerrid Reinholz	5
Brett MacKinnon	4
Garrett Smaagaard	4
Mike Erickson	3
Andy Sertich	3
Chris Harrington	3
Peter Kennedy	1
P.J. Atherton	1
Justin Johnson	1

**CAREER GAMES - CURRENT PLAYERS**

Matt DeMarchi	123
Nick Anthony	102
Matt Koalska	95
Jon Waibel	92
Paul Martin	91
Troy Riddle	91
Grant Potulny	86
Dan Welch	64
Jake Fleming	50
Judd Stevens	50
Keith Ballard	50
Barry Tallackson	48
Joey Martin	32
Jerrid Reinholz	31
Brett MacKinnon	24
Garrett Smaagaard	22
Mike Erickson	16
Travis Weber	15
Justin Johnson	11
Chad Roberg	9
Gino Guyer	9
Chris Harrington	9
Tyler Hirsch	9
Thomas Vanek	9
Andy Sertich	8
Peter Kennedy	4
P.J. Atherton	4

**Season Highs/Lows**

**Team**

<b>MOST GOALS/GAME</b>	(12) 11/1 vs. Alabama-Huntsville
<b>LEAST GOALS/GAME</b>	(1) 10/19 at New Hampshire
<b>MOST ASSISTS/GAME</b>	(17) 11/1 vs. Alabama-Huntsville
<b>LEAST ASSISTS/GAME</b>	(2) 10/19 at New Hampshire
<b>MOST GOALS AGAINST/GAME</b>	(5) 10/18 at New Hampshire
<b>LEAST GOALS AGAINST/GAME</b>	(1) 11/1 vs. Alabama-Huntsville
<b>MOST ASSISTS AGAINST/GAME</b>	(10) 10/19 at New Hampshire
<b>LEAST ASSISTS AGAINST/GAME</b>	(0) 10/12 vs. Ohio State
<b>MOST GOALS/PERIOD</b>	(5) two times, last 11/1 vs. Alabama-Huntsville - third period
<b>MOST GOALS AGAINST/PERIOD</b>	(4) 10/18 at New Hampshire - first period
<b>MOST POWER PLAY GOALS/GAME</b>	(5) 10/12 vs. Ohio State
<b>MOST POWER PLAY GOALS ALLOWED/GAME</b>	(3) 10/18 at New Hampshire
<b>MOST SHOTS ON GOAL/GAME</b>	(56) 11/2 vs. Alabama-Huntsville
<b>LEAST SHOTS ON GOAL/GAME</b>	(26) 11/9 at Minnesota State
<b>MOST SHOTS AGAINST/GAME</b>	(32) two times, last 11/9 at Minnesota State
<b>LEAST SHOTS AGAINST/GAME</b>	(18) 11/1 vs. Alabama-Huntsville
<b>MOST SHOTS ON GOAL/PERIOD</b>	(24) 11/2 vs. Alabama-Huntsville - first period
<b>MOST SHOTS AGAINST/PERIOD</b>	(16) 10/25 at Michigan Tech - third period
<b>MOST PENALTIES/GAME</b>	(12) 11/9 at Minnesota State
<b>LEAST PENALTIES/GAME</b>	(4) 10/25 at Michigan Tech
<b>MOST PIM/GAME</b>	(32) 11/9 at Minnesota State
<b>LEAST PIM/GAME</b>	(14) 10/19 at New Hampshire
<b>MOST OPP. PENALTIES/GAME</b>	(14) 10/12 vs. Ohio State
<b>LEAST OPP. PENALTIES/GAME</b>	(8) 11/1 vs. Alabama-Huntsville
<b>MOST OPP. PIM/GAME</b>	(45) 11/9 at Minnesota State
<b>LEAST OPP. PIM/GAME</b>	(16) 11/1 vs. Alabama-Huntsville
<b>QUICKEST TWO GOALS</b>	(0:09) 11/1 vs. Alabama-Huntsville - third period (Vanek, Ballard)
<b>QUICKEST THREE GOALS</b>	(2:08) 11/1 vs. Alabama-Huntsville - second period (Riddle, Riddle, Waibel)

**Individual**

<b>GOALS/GAME</b>	(3) three times, last Jon Waibel, Troy Riddle, Thomas Vanek, 11/1 vs. Alabama-Huntsville
<b>GOALS/PERIOD</b>	(2) three times, last Thomas Vanek, 11/1 vs. Alabama-Huntsville - third period
<b>ASSISTS/GAME</b>	(3) five times, last four players, 11/1 vs. Alabama-Huntsville
<b>ASSISTS/PERIOD</b>	(2) nine times, last two players, 11/9 at Minnesota State
<b>POINTS/GAME</b>	(6) Thomas Vanek, 11/1 vs. Alabama-Huntsville
<b>POINTS/PERIOD</b>	(3) five times, last Thomas Vanek, 11/1 vs. Alabama-Huntsville - third period
<b>PENALTIES/GAME</b>	(3) two times, last Jake Fleming, 11/9 at Minnesota State
<b>PIM/GAME</b>	(15) Matt DeMarchi, 10/12 vs. Ohio State
<b>SHOTS ON GOAL/GAME</b>	(11) Dan Welch, 11/2 vs. Alabama-Huntsville
<b>SAVES/GAME</b>	(28) Justin Johnson, 11/9 at Minnesota State

**ON THIS DATE IN GOLDEN GOPHER HISTORY**

**November 15 (4-4-0)**

YEAR	OPPONENT	SCORE
1997	at Alaska-Anchorage	L 2-3
1991	Wisconsin	W 5-4
1986	North Dakota	W 4-1
1985	at North Dakota	L 4-7
1980	at Minnesota-Duluth	L 5-6
1975	at Denver	W 5-1
1974	Michigan	L 1-10
1969	at Minnesota-Duluth	W 3-2 (ot)

**November 16 (8-0-0)**

YEAR	OPPONENT	SCORE
2001	Minnesota-Duluth	W 5-1
1996	Michigan Tech	W 3-0
1991	Wisconsin	W 4-1
1990	Northern Michigan	W 5-3
1985	at North Dakota	W 3-2
1979	at Minnesota-Duluth	W 5-4
1974	Michigan	W 7-5
1973	North Dakota	W 7-3

## Goal Breakdown

	MN	OPP
5-on-5	22	12
5-on-4	19	8
5-on-6	1	0
4-on-5	1	2
4-on-4	2	1
5-on-3	0	0
4-on-3	1	1
Power Play	20	9
Shorthanded	1	2
Empty Net	1	0
First Minute of Game	1	0
First 2 Minutes of Game	1	1
First 5 Minutes of Game	4	2
First 10 Minutes of Game	5	3
First Goal of Game	5	4
First Minute of Period	4	0
Last Minute of Period	3	1
Last Minute of Game	3	0
Last 5 Minutes of Game	3	2
To Tie Game – Last 5 Minutes	0	1
To Win Game – Last 5 Minutes	0	0
Unassisted	4	3
One Assist	8	5
Two Assists	34	20
Home	16	3
Road	23	22
Neutral	7	2
Overtime	0	0
<b>GOAL SCORED AFTER OPPONENTS' GOAL</b>		
	MN	OPP
Less Than One Minute	1	1
One To Three Minutes	4	4
Three To Five Minutes	4	0

## NHL Draft Choices

Player	NHL Team	Pick (Rd)
P.J. Atherton	Tampa Bay	170th (6th)
Keith Ballard	Buffalo	11th (1st)
Matt DeMarchi	New Jersey	57th (2nd)
Mike Erickson	Minnesota	72nd (3rd)
Matt Koalska	Nashville	154th (5th)
Joey Martin	Chicago	193rd (6th)
Paul Martin	New Jersey	62nd (2nd)
Grant Potulny	Ottawa	157th (5th)
Andy Sertich	Pittsburgh	136th (5th)
Troy Riddle	St. Louis	129th (4th)
Barry Tallackson	New Jersey	53rd (2nd)
Dan Welch	Los Angeles	245th (8th)

## Multiple-Point Games (season/career)

Player (Games)	Last Time	Record
Troy Riddle (5/26)	11/9/02 vs. MSUM (2g, 2a)	3-0-2/23-1-2
Paul Martin (5/22)	11/9/02 vs. MSUM (2g, 1a)	4-0-1/19-1-2
Keith Ballard (4/7)	11/9/02 vs. MSUM (2a)	3-0-1/6-0-1
Thomas Vanek (4/4)	11/9/02 vs. MSUM (1g, 1a)	4-0-0/4-0-0
Matt Koalska (2/17)	11/1/02 vs. UAH (1g, 3a)	2-0-0/16-1-0
Gino Guyer (2/2)	10/25/02 at MTU (2g)	1-0-1/1-0-1
Tyler Hirsch (2/2)	10/26/02 at MTU (2a)	1-0-1/1-0-1
Nick Anthony (1/11)	11/9/02 vs. MSUM (2a)	1-0-0/9-1-0
Jon Waibel (1/2)	11/1/02 vs. UAH (3g)	1-0-0/2-0-0
Jerrid Reinholz (1/1)	11/1/02 vs. UAH (3a)	1-0-0/1-0-0
Grant Potulny (0/15)	4/4/02 vs. Michigan (2g)	0-0-0/11-3-1
Matt DeMarchi (0/4)	2/15/02 vs. C.C. (1g, 1a)	0-0-0/3-1-0
Judd Stevens (0/3)	12/29/01 vs. Providence (1g, 1a)	0-0-0/3-0-0
Barry Tallackson (0/3)	3/16/02 vs. DU (2a)	0-0-0/2-1-0
Dan Welch (0/3)	3/9/02 vs. UND (1g, 1a)	0-0-0/3-0-0
Mike Erickson (0/1)	10/26/01 vs. Colgate (2a)	0-0-0/1-0-0

## Multiple-Goal Games (season/career)

Player (Games)	Last Time	Record
Troy Riddle (3/7)	11/9/02 vs. MSUM (2g)	2-0-1/6-0-1
Paul Martin (2/2)	11/9/02 vs. MSUM (2g)	1-0-1/1-0-1
Thomas Vanek (2/2)	11/1/02 vs. UAH (3g)	2-0-0/2-0-0
Jon Waibel (1/1)	11/1/02 vs. UAH (3g)	1-0-0/1-0-0
Gino Guyer (1/1)	10/25/02 at MTU (2g)	1-0-0/1-0-0
Grant Potulny (0/5)	4/4/02 vs. Michigan (2g)	0-0-0/5-0-0
Nick Anthony (0/2)	2/15/02 vs. CC (2g)	0-0-0/1-1-0
Matt Koalska (0/1)	10/27/01 vs. Colgate (2g)	0-0-0/1-0-0
Keith Ballard (0/1)	1/26/01 vs. Denver (2g)	0-0-0/1-0-0
Barry Tallackson (0/1)	2/8/02 at UND (2g)	0-0-0/1-0-0
Dan Welch (0/1)	2/18/00 at MTU (2g)	0-0-0/1-0-0

## Career Shutouts

Player	Record
Justin Johnson (1, 1 Home)	10/27/01 vs. Colgate (9-0, 28 sv)

## Career 3+ Point Games

Player	3pts	4pts	5pts	6pts	Total
Troy Riddle	8	3	0	0	11
Matt Koalska	4	1	0	0	5
Paul Martin	4	0	0	0	4
Grant Potulny	4	0	0	0	4
Nick Anthony	3	0	0	0	3
Keith Ballard	0	2	0	0	2
Jon Waibel	1	0	0	0	1
Thomas Vanek	0	0	0	1	1
Jerrid Reinholz	1	0	0	0	1

## Career Hat Tricks

Player	No.	Date
Thomas Vanek	1	11/1/02 vs. Alabama-Huntsville (3-3--6)
Troy Riddle	1	11/1/02 vs. Alabama-Huntsville (3-1--4)
Jon Waibel	1	11/1/02 vs. Alabama-Huntsville (3-0--3)
Grant Potulny	1	1/20/01 at Wisconsin (3-0--3)

## Month-By-Month

No.	Player	Oct.	Nov.	Dec.	Jan.	Feb.	March	April
2	Peter Kennedy	0-0--0 (2)	0-1--1 (2)					
3	Chris Harrington	0-1--1 (5)	1-1--2 (4)					
4	P.J. Atherton	0-0--0 (2)	1-0--1 (2)					
5	Jon Waibel	0-1--1 (5)	3-0--3 (1)					
6	Judd Stevens	1-2--3 (5)	0-1--1 (4)					
7	Gino Guyer	5-1--6 (5)	0-1--1 (4)					
9	Andy Sertich	0-3--3 (4)	0-0--0 (4)					
10	Paul Martin	2-4--6 (5)	2-7--9 (4)					
11	Dan Welch	1-1--2 (5)	1-0--1 (3)					
13	Keith Ballard	1-9--10 (5)	1-4--5 (4)					
14	Chad Roberg	-----	-----					
15	Mike Erickson	0-0--0 (4)	0-0--0 (3)					
16	Nick Anthony	0-0--0 (5)	1-2--3 (4)					
17	Garrett Smaagaard	-----	0-1--1 (3)					
18	Grant Potulny	0-0--0 (1)	-----					
19	Matt DeMarchi	0-1--1 (5)	2-0--2 (4)					
20	Joey Martin	0-0--0 (1)	1-1--2 (2)					
21	Troy Riddle	5-4--9 (5)	7-3--10 (4)					
23	Tyler Hirsch	1-4--5 (5)	0-1--1 (4)					
24	Matt Koalska	2-2--4 (5)	1-5--6 (4)					
25	Jerrid Reinholz	0-0--0 (3)	0-3--3 (2)					
26	Thomas Vanek	3-2--5 (5)	4-6--10 (4)					
27	Barry Tallackson	0-1--1 (4)	-----					
28	Brett MacKinnon	0-0--0 (1)	0-0--0 (3)					
29	Jake Fleming	0-0--0 (3)	0-1--1 (3)					
31	Travis Weber	1-1-0, 3.21, .849	1-1-0, 2.02, .895					
33	Justin Johnson	1-0-2, 3.38, .880	2-0-0, 3.00, .885					

## WCHA Freshmen Scoring

Rk.	Team	Fr. Scoring	Leader
1.	Minnesota	15-21--36	Thomas Vanek (7-8--15)
2.	Colorado College	16-14--30	Brett Sterling (8-4--12)
3.	Wisconsin	8-17--25	Tom Gilbert (1-6--7)
4.	Alaska Anchorage	8-17--25	Ales Perez (2-6--8)
5.	North Dakota	9-14--23	Zach Parise (9-13--22)
6.	Michigan Tech	5-8--13	Chris Conner (2-5--7)
	St. Cloud State	8-5--13	Two tied at 5
8.	Denver	2-9--11	Gabe Gauthier (2-5--7)
9.	Minnesota-Duluth	0-8--8	Tim Stapleton (0-6--6)
10.	MSU, Mankato	1-3--4	Brock Becker (1-1--2)

## DeMarchi Watch

### PENALTIES

1.	Chris McAlpine	208	1990-94
3.	Pat Micheletti	180	1982-86
4.	Matt DeMarchi	160	1999-

### PENALTY MINUTES

1.	Chris McAlpine	453	1990-94
3.	Ben Hankinson	400	1987-91
4.	Matt DeMarchi	374	1999-

## WCHA Defensemen Goal Scoring

Rk.	Team	Goals	Leader
1.	Colorado College	16	Tom Preissing (10)
2.	Minnesota	11	Paul Martin (4)
3.	Denver	6	Aaron MacKenzie (4)
4.	Wisconsin	5	Mark Jackson (3)
	North Dakota	5	Andy Schneider (3)
6.	Michigan Tech	4	Four tied at 1
	St. Cloud State	4	Tim Conboy (3)
8.	MSU, Mankato	3	Three tied at 1
9.	Minnesota-Duluth	1	Neil Petruic (1)
	Alaska Anchorage	1	Matt Hanson (1)

## Minnesota's Fastest Goals

### To Start a Game

0:12 Chris Harrington vs. Alabama-Huntsville, Nov. 2 (1st, 4-2 win)

### To Start a Period

0:12 Chris Harrington vs. Alabama-Huntsville, Nov. 2 (1st, 4-2 win)

0:36 Troy Riddle vs. Alabama-Huntsville, Nov. 1 (3rd, 12-1 win)

0:41 Dan Welch at Minnesota State, Nov. 8 (3rd, 3-2 loss)

0:48 Troy Riddle vs. Ohio State, Oct. 12 (2nd, 7-2 win)

1:14 Gino Guyer at Michigan Tech, Oct. 25 (3rd, 5-4 win)

1:16 Matt Koalska vs. Alabama-Huntsville, Nov. 1 (2nd, 12-1 win)

1:25 Nick Anthony vs. Alabama-Huntsville, Nov. 2 (3rd, 4-2 win)

2:01 Gino Guyer at Michigan Tech, Oct. 26 (3rd, 3-3 tie)

## Stats By Class

	G-A--Pts	P/M	PP	SH	GW
Senior (2)	3-3--6	11/33	1	0	1
Junior (7)	25-28--53	18/36	12	1	3
Sophomore (8)	3-23--26	22/58	2	0	0
Freshman (7)	15-21--36	20/48	5	0	1



## #31 Travis Weber

Sophomore • Goaltender

5-11 • 192

Hibbing, Minn.

U.S. National Development Team

Date	Opp.	H/A/N	Score	Min.	GA	SVS	Note
10/5/01	UND	A	W 7-5	40:00	1	13	*Relieved Hauser
10/19/01	BSU	H	W 7-1	60:00	2	20	*1st start
11/3/01	MTU	A	T 5-5	17:05	4	9	Relieved by Hauser
12/29/01	Prov.	H	W 6-1	60:00	1	24	*Mariucci Tourney Champ.
1/6/02	UND	H	W 2-1	60:00	1	21	*
1/11/02	Wis.	A	L 3-8	20:00	3	1	Relieved Hauser
1/19/02	UAA	A	W 5-2	60:00	2	20	*
1/26/02	DU	H	W 6-1	60:00	1	22	*
2/1/02	UMD	A	L 2-5	29:25	4	13	*Relieved by Hauser
2/15/02	CC	H	L 5-6	49:39	6	24	*Relieved by Johnson
10/12/02	OSU	N	W 7-2	60:00	2	21	*at Xcel Energy Center
10/19/02	UNH	A	L 1-3	59:30	3	20	*
10/25/02	MTU	A	W 5-4	30:08	3	4	Relieved by Johnson
11/1/02	UAH	H	W 12-1	60:00	1	17	*
11/8/02	MSUM	A	L 2-3	58:46	3	17	*

\*Earned decision



## #33 Justin Johnson

Sophomore • Goaltender

5-10 • 188

Ham Lake, Minn.

Lincoln Stars - USHL

Date	Opp.	H/A/N	Score	Min.	GA	SVS	Note
10/27/01	Colg.	H	W 9-0	60:00	0	28	*1st career shutout
11/10/01	MSUM	H	W 4-2	60:00	2	31	*
11/17/01	UMD	H	W 5-3	23:36	3	4	Relieved by Hauser
2/8/02	UND	A	W 6-4	60:00	4	29	*
2/9/02	UND	A	W 4-3	20:24	3	7	Relieved by Hauser
2/15/02	CC	H	L 5-6	9:31	0	0	Relieved Weber
10/18/02	UNH	A	T 5-5	65:00	5	27	*
10/25/02	MTU	A	W 5-4	29:52	1	15	*Relieved Weber
10/26/02	MTU	A	T 3-3	65:00	3	24	*
11/2/02	UAH	H	W 4-2	60:00	2	18	*
11/9/02	MSUM	A	W 7-4	60:00	4	28	*

\*Earned decision

### Goalie Breakdown

Career - Home	GP-GS	W-L-T	GA	GAA	SV	SV%	SO
Travis Weber	6-6	5-1-0	12	2.06	128	.914	0
Justin Johnson	5-4	3-0-0	7	1.97	81	.920	1
<b>Total</b>	<b>11-10</b>	<b>8-1-0</b>	<b>19</b>	<b>2.02</b>	<b>209</b>	<b>.917</b>	<b>1</b>

Career - Away/Neut.	GP-GS	W-L-T	GA	GAA	SV	SV%	SO
Travis Weber	9-6	3-3-0	25	4.00	118	.825	0
Justin Johnson	7-5	3-0-2	20	4.00	130	.867	0
<b>Total</b>	<b>16-11</b>	<b>6-3-2</b>	<b>45</b>	<b>4.00</b>	<b>248</b>	<b>.846</b>	<b>0</b>

### Record When...

#### Minnesota Scores 3 or more:

Travis Weber	7-1-0
Justin Johnson	6-0-2

#### Minnesota Scores 2 or less:

Travis Weber	1-3-0
Justin Johnson	0-0-0


#### Opponent Scores 3 or more:

Travis Weber	1-4-0
Justin Johnson	3-0-2

#### Opponent Scores 2 or less:

Travis Weber	7-0-0
Justin Johnson	3-0-0

Stats By Period	First Period	Second Period	Third Period
Travis Weber	3.04, .863	2.50, .899	3.68, .842
Justin Johnson	3.67, .871	3.12, .862	2.67, .916



Sophomores Travis Weber (above) and Justin Johnson (below)





## Scoring Breakdown (By Period)

Player	1st	2nd	3rd/OT	Total
Nick Anthony	0-1--1	0-1--1	1-0--1	1-2--3
P.J. Atherton	1-0--1	0-0--0	0-0--0	1-0--1
Keith Ballard	0-1--1	0-6--6	2-6--8	2-13--15
Matt DeMarchi	0-0--0	0-0--0	2-1--3	2-1--3
Mike Erickson	0-0--0	0-0--0	0-0--0	0-0--0
Jake Fleming	0-0--0	0-1--1	0-1--1	0-2--2
Gino Guyer	1-1--2	0-0--0	4-1--5	5-2--7
Chris Harrington	1-0--1	0-0--0	0-2--2	1-2--3
Tyler Hirsch	0-1--1	0-4--4	1-0--1	1-5--6
Peter Kennedy	0-1--1	0-0--0	0-0--0	0-1--1
Matt Koalska	0-2--2	3-3--6	0-2--2	3-7--10
Joey Martin	0-0--0	1-0--1	0-1--1	1-1--2
Paul Martin	1-2--3	2-6--8	1-3--4	4-11--15
Grant Potulny	0-0--0	0-0--0	0-0--0	0-0--0
Jerrid Reinholz	0-2--2	0-1--1	0-0--0	0-3--3
Troy Riddle	2-0--2	8-4--12	2-3--5	12-7--19
Andy Sertich	0-1--1	0-0--0	0-2--2	0-3--3
Garrett Smaagaard	0-0--0	0-0--0	0-1--1	0-1--1
Judd Stevens	0-1--1	1-2--3	0-0--0	1-3--4
Barry Tallackson	0-1--1	0-0--0	0-0--0	0-0--0
Thomas Vanek	1-1--2	2-4--6	4-3--7	7-8--15
Jon Waibel	2-1--3	1-0--1	0-0--0	3-1--4
Dan Welch	0-0--0	1-0--1	1-1--2	2-1--3

## A Comparison...

Players	Totals	Diff.
Keith Ballard	2-13--15 (3-5--8)	+7
Troy Riddle	12-7--19 (7-5--12)	+7
Matt DeMarchi	2-1--3 (0-0--0)	+3
Jon Waibel	3-1--4 (1-1--2)	+2
Joey Martin	1-1--2 (0-1--1)	+2
Garrett Smaagaard	0-1--1 (0-1--1)	--
Jake Fleming	0-2--2 (1-1--2)	--
Paul Martin	4-11--15 (3-13--16)	-1
Brett MacKinnon	0-0--0 (0-1--1)	-1
Judd Stevens	1-3--4 (0-7--7)	-3
Mike Erickson	0-0--0 (1-2--3)	-3
Barry Tallackson	0-1--1 (2-2--4)	-3
Nick Anthony	1-2--3 (3-3--6)	-3
Matt Koalska	3-7--10 (5-9--14)	-4
Grant Potulny	0-0--0 (3-5--8)	-8

(2001-02 totals through nine games)

## Month-By-Month

Month	Home	Away	WCHA	Overall
October	0-0-0	1-1-2	1-0-1	2-1-2
November	2-0-0	1-1-0	1-1-0	3-1-0
December	0-0-0	0-0-0	0-0-0	0-0-0
January	0-0-0	0-0-0	0-0-0	0-0-0
February	0-0-0	0-0-0	0-0-0	0-0-0
March	0-0-0	0-0-0	0-0-0	0-0-0
April	0-0-0	0-0-0	0-0-0	0-0-0
<b>Totals</b>	<b>2-0-0</b>	<b>2-2-2</b>	<b>2-1-1</b>	<b>5-2-2</b>

Month	GF	GA	PP	PK
October (5 games)	4.2	3.4	29.3	77.8
November (4)	6.2	2.5	29.6	80.0
December	--	--	--	--
January	--	--	--	--
February	--	--	--	--
March	--	--	--	--
April	--	--	--	--
<b>Totals</b>	<b>5.1</b>	<b>3.0</b>	<b>29.4</b>	<b>78.7</b>

## Minnesota's Pride On Ice

### 81 Years of Golden Gopher Hockey

- 1,410-806-126 all-time record (.629)
- 4 NCAA Championships (1974-76-79-2002)
- 26 NCAA Tournament Appearances
- 17 NCAA Final Four Appearances
- NCAA record 13 consecutive tournament appearances (1984-97)
- 10 WCHA Championships
- 11 WCHA Playoff Championships
- 4 Hobey Baker Award winners
- 34 First-Team All-Americans

### All-Time Coaching Wins

1. Doug Woog (1985-99)	389
2. John Mariucci (1952-56, 56-66)	197
3. Brad Buetow (1979-85)	172
4. Herb Brooks (1972-79)	167
5. Larry Armstrong (1935-47)	123
<b>Don Lucia</b>	<b>84</b>

### All-Time Points Leader

1. John Mayasich (1951-55)	298
2. Pat Micheletti (1982-86)	269
3. Corey Millen (1982-87)	241
4. Butsy Erickson (1979-83)	238
5. Larry Olimb (1988-92)	218
<b>Troy Riddle</b>	<b>96</b>

### All-Time Goaltender Wins

1. Adam Hauser (1998-2002)	83
2. Robb Stauber (1986-89)	73
3. John Blue (1984-87)	64
4. Jeff Stolp (1988-92)	56
5. Steve DeBus (1995-98)	54
<b>Travis Weber</b>	<b>8</b>



Former Golden Gopher goaltender Adam Hauser is the WCHA's all-time leader in wins with 83.

## 2002-03 Minnesota Schedule/Results

<u>Date</u>	<u>Opponent</u>	<u>Result</u>	<u>MN/OPP</u> <u>Rank</u>	<u>MN/OPP</u> <u>Shots</u>	<u>MN/OPP</u> <u>Power-Play</u>	<u>MN/OPP</u> <u>Penalties</u>	<u>Goaltender</u>	<u>Attend.</u>
10/12	vs. Ohio State*# (FSN)	W 7-2	1/15	51/23	5-11/0-6	10-31/14-28	Weber (1-0-0)	15,204
10/18	at New Hampshire* (FSN)	T 5-5 (ot)	1/3	34/32	2-6/3-5	9-26/10-28	Johnson (0-0-1)	6,501
10/19	at New Hampshire* (KSTC-45)	L 1-3	1/3	45/23	0-7/1-6	7-14/8-16	Weber (1-1-0)	6,501
10/25	at Michigan Tech	W 5-4	2/NR	36/23	2-8/2-4	4-8/8-27	Johnson (1-0-1)	2,344
10/26	at Michigan Tech	T 3-3 (ot)	2/NR	40/27	3-9/0-6	7-14/10-20	Johnson (1-0-2)	2,701
11/1	ALABAMA-HUNTSVILLE* (FSN)	W 12-1	4/NR	51/18	2-8/1-6	6-12/8-16	Weber (2-1-0)	10,058
11/2	ALABAMA-HUNTSVILLE*	W 4-2	4/NR	56/20	1-7/0-3	9-26/13-34	Johnson (2-0-2)	10,031
11/8	at MSU, Mankato (FSN)	L 2-3	3/NR	37/20	2-6/1-5	9-18/10-20	Weber (2-2-0)	4,683
11/9	at MSU, Mankato (KSTC-45)	W 7-4	3/NR	26/32	3-6/2-6	12-32/13-45	Johnson (3-0-2)	5,084
11/15	COLORADO COLLEGE (FSN)							
11/16	COLORADO COLLEGE (KSTC-45)							
11/22	MICHIGAN TECH (FSN)							
11/23	MICHIGAN TECH (KSTC-45)							
11/29	MICHIGAN STATE* (FSN)							
12/1	MICHIGAN* (FSN)							
12/6	at Wisconsin (FSN)							
12/7	at Wisconsin (FSN)							
12/27	YALE* (FSN)							
12/28	B.C./BOWLING GREEN* (KSTC-45)							
1/3	ST. CLOUD STATE (FSN)							
1/4	at St. Cloud State (FSN)							
1/10	NORTH DAKOTA (KSTC-45)							
1/11	NORTH DAKOTA (FSN)							
1/24	MSU, MANKATO (FSN)							
1/25	MSU, MANKATO (FSN)							
1/31	at Alaska Anchorage							
2/1	at Alaska Anchorage							
2/7	at Colorado College (FSN)							
2/8	at Colorado College (FSN)							
2/14	WISCONSIN (FSN)							
2/15	WISCONSIN (FSN)							
2/21	at Minnesota-Duluth (KSTC-45)							
2/22	at Minnesota-Duluth (FSN)							
2/28	DENVER (FSN)							
3/1	DENVER (FSN)							
3/7	at St. Cloud State (FSN)							
3/8	ST. CLOUD STATE (FSN)							
3/14-16	WCHA First Round							
3/20-22	WCHA Final Five							
3/28-30	NCAA Regionals							
4/10-12	NCAA Frozen Four							

\*Non-Conference

# Xcel Energy Center

The Automated ScoreBook  
 Minnesota Overall Team Statistics (as of Nov 11, 2002)  
 All games

Overall: 5-2-2    Conf: 2-1-1    Home: 2-0-0    Away: 2-2-2    Neut: 1-0-0

TEAM STATISTICS	MINN	OPP
-----		
SHOT STATISTICS.....		
Goals-Shot attempts.....	46-376	27-218
Shot pct.....	.122	.124
Goals/Game.....	5.1	3.0
Shots/Game.....	41.8	24.2
Assists.....	76	43
POWER PLAYS.....		
Goals-Power Plays.....	20-68	10-47
Conversion Percent.....	.294	.213
Shot Attempts.....	145	50
Shot Percent.....	.138	.200
GOAL BREAKDOWN.....		
Total Goals.....	46	27
Power Play.....	20	10
Short-handed.....	1	2
Empty net.....	1	0
Penalty.....	0	0
Unassisted.....	4	3
Overtime.....	0	0
Shootout.....	0	0
Delayed Penalty.....	0	0
PENALTIES.....		
Number.....	73	94
Minutes.....	181	234
Penalties/Game.....	8.1	10.4
Pen minutes/Game.....	20.1	26.0
Minor.....	68	87
Major.....	1	2
10-minute Misconduct.....	3	3
Game Misconduct.....	1	2
Gross Misconduct.....	0	0
Match.....	0	0
SHOOTOUTS (Made-Att).....	0-0	0-0
ATTENDANCE.....		
Total.....	20089	27814
Dates/Avg Per Date.....	2/10044	6/4636
Neutral Site #/Avg.....	1/15204	

GOALS BY PERIOD	1	2	3	OT	Total
-----					
Minnesota.....	9	19	18	0 -	46
Opponents.....	8	8	11	0 -	27

SAVES BY PERIOD	1	2	3	OT	Total
-----					
Minnesota.....	60	50	73	8 -	191
Opponents.....	117	106	104	3 -	330

**The Automated ScoreBook**  
**Minnesota Overall Individual Statistics (as of Nov 11, 2002)**  
**All games**

**Overall: 5-2-2    Conf: 2-1-1    Home: 2-0-0    Away: 2-2-2    Neut: 1-0-0**

## Name	-----SHOTS-----							----PENALTIES----				-----GOALS-----									
	GP	G	A	Pts	Shots	Pct	+/-	No-Min	Min	Maj	Oth	PP	SH	FG	GW	GTG	OT	HT	PN	UA	
21 RIDDLE, Troy	9	12	7	19	40	.300	0	6-12	6	0	0	6	0	1	0	0	0	1	0	2	
26 VANEK, Thomas	9	7	8	15	41	.171	0	5-10	5	0	0	1	0	1	1	0	0	1	0	1	
10 MARTIN, Paul	9	4	11	15	22	.182	0	3-6	3	0	0	2	0	0	1	0	0	0	0	0	
13 BALLARD, Keith	9	2	13	15	40	.050	0	11-30	10	0	1	1	0	0	0	0	0	0	0	0	
24 KOALSKA, Matt	9	3	7	10	25	.120	0	2-4	2	0	0	2	0	0	0	0	0	0	0	0	
7 GUYER, Gino	9	5	2	7	37	.135	0	0-0	0	0	0	3	0	0	0	0	0	0	0	1	
23 HIRSCH, Tyler	9	1	5	6	15	.067	0	4-8	4	0	0	1	0	0	0	0	0	0	0	0	
5 WAIBEL, Jon	6	3	1	4	15	.200	0	2-4	2	0	0	0	1	1	1	0	0	1	0	0	
6 STEVENS, Judd	9	1	3	4	11	.091	0	0-0	0	0	0	1	0	0	0	0	0	0	0	0	
19 DEMARCHI, Matt	9	2	1	3	7	.286	0	10-31	8	1	1	1	0	0	0	0	0	0	0	0	
11 WELCH, Dan	8	2	1	3	30	.067	0	3-6	3	0	0	2	0	0	1	0	0	0	0	0	
16 ANTHONY, Nick	9	1	2	3	10	.100	0	1-2	1	0	0	0	0	0	1	0	0	0	0	0	
3 HARRINGTON, Chris	9	1	2	3	22	.045	0	6-20	5	0	1	0	0	1	0	0	0	0	0	0	
25 REINHOLZ, Jerrid	5	0	3	3	8	.000	0	0-0	0	0	0	0	0	0	0	0	0	0	0	0	
9 SERTICH, Andy	8	0	3	3	13	.000	0	0-0	0	0	0	0	0	0	0	0	0	0	0	0	
20 MARTIN, Joey	3	1	1	2	3	.333	0	2-4	2	0	0	0	0	0	0	0	0	0	0	0	
29 FLEMING, Jake	6	0	2	2	9	.000	0	4-16	3	0	1	0	0	0	0	0	0	0	0	0	
4 ATHERTON, P.J.	4	1	0	1	4	.250	0	4-8	4	0	0	0	0	1	0	0	0	0	0	0	
33 JOHNSON, Justin	5	0	1	1	0	.000	0	0-0	0	0	0	0	0	0	0	0	0	0	0	0	
2 KENNEDY, Peter	4	0	1	1	2	.000	0	1-2	1	0	0	0	0	0	0	0	0	0	0	0	
17 SMAAGAARD, Garrett	3	0	1	1	0	.000	0	0-0	0	0	0	0	0	0	0	0	0	0	0	0	
27 TALLACKSON, Barry	4	0	1	1	5	.000	0	4-8	4	0	0	0	0	0	0	0	0	0	0	0	
15 ERICKSON, Mike	7	0	0	0	7	.000	0	1-2	1	0	0	0	0	0	0	0	0	0	0	0	
28 MACKINNON, Brett	4	0	0	0	7	.000	0	2-4	2	0	0	0	0	0	0	0	0	0	0	0	
18 POTULNY, Grant	1	0	0	0	3	.000	0	0-0	0	0	0	0	0	0	0	0	0	0	0	0	
TM TEAM	2	0	0	0	0	.000	0	2-4	2	0	0	0	0	0	0	0	0	0	0	0	
Total.....	9	46	76	122	376	.122	0	73-181	68	1	4	20	1	5	5	0	0	3	0	4	
Opponents.....	9	27	43	70	218	.124	-	94-234	87	2	5	10	2	4	2	2	0	0	0	3	

## Name	---GOAL AVERAGE---			--SAVES--			---RECORD---			-----GOALS-----					
	GP-GS	Minutes	GA	Avg	Saves	Pct	W	L	T	Sho	PP	SH	EN	PEN	SOG
31 WEBER, Travis	5-5	268:24	12	2.68	79	.868	2	2	0	0	4	2	0	0	0
33 JOHNSON, Justin	5-4	279:52	15	3.22	112	.882	3	0	2	0	6	0	0	0	0
TM EMPTY NET	2-0	1:44	0	0.00	0	.000	0	0	0	0	0	0	0	0	0
Total.....	9-0	550:00	27	2.95	191	.876	5	2	2	0	10	2	0	0	0
Opponents.....	9-0	550:00	46	5.02	330	.880	2	5	2	0	20	1	1	0	0

**The Automated ScoreBook**  
**Minnesota Combined Team Statistics (as of Nov 11, 2002)**  
**Conference games**

DATE	OPPONENT	W/L	SCORE	ATTEND	RECORD:	OVERALL	HOME	AWAY	NEUTRAL
*Oct 25, 2002	at Michigan Tech	W	5-4	2344	ALL GAMES.....	( 2- 1- 1)	( 0- 0- 0)	( 2- 1- 1)	( 0- 0- 0)
*Oct 26, 2002	at Michigan Tech	T OT	3-3	2701	CONFERENCE.....	( 2- 1- 1)	( 0- 0- 0)	( 2- 1- 1)	( 0- 0- 0)
*Nov 08 2002	at Minnesota State	L	2-3	4683	NON-CONFERENCE.....	( 0- 0- 0)	( 0- 0- 0)	( 0- 0- 0)	( 0- 0- 0)
*Nov 09, 2002	at Minnesota State	W	7-4	5084					

\* denotes conference game

TEAM STATISTICS	MINN	OPP	## INDIVIDUAL (by pts)	GP	---SHOTS---				Pct	--PEN--	GOALS	
					G	A	Pts	Shots			No-Min	PP
SHOT STATISTICS.....			21 RIDDLE, Troy	4	4	4	8	12	.333	2-4	3	0
Goals-Shot attempts.....	17-139	14-102	13 BALLARD, Keith	4	0	7	7	14	.000	5-10	0	0
Shot pct.....	.122	.137	26 VANEK, Thomas	4	3	2	5	16	.188	0-0	1	0
Goals/Game.....	4.2	3.5	10 MARTIN, Paul	4	2	3	5	12	.167	3-6	1	0
Shots/Game.....	34.8	25.5	23 HIRSCH, Tyler	4	0	4	4	6	.000	1-2	0	0
POWER PLAYS.....			7 GUYER, Gino	4	3	0	3	16	.188	0-0	2	0
Goals-Power Plays.....	10-29	5-21	24 KOALSKA, Matt	4	1	1	2	10	.100	2-4	1	0
Conversion Percent.....	.345	.238	6 STEVENS, Judd	4	1	1	2	7	.143	0-0	1	0
Shot Attempts.....	61	22	11 WELCH, Dan	4	1	1	2	8	.125	2-4	1	0
Shot Percent.....	.164	.227	16 ANTHONY, Nick	4	0	2	2	3	.000	1-2	0	0
GOAL BREAKDOWN.....			9 SERTICH, Andy	4	0	2	2	4	.000	0-0	0	0
Power Play.....	10	5	4 ATHERTON, P.J.	2	1	0	1	1	1.000	3-6	0	0
Short-handed.....	0	0	20 MARTIN, Joey	1	1	0	1	1	1.000	1-2	0	0
Empty net.....	1	0	19 DEMARCHI, Matt	4	0	1	1	4	.000	4-8	0	0
Penalty.....	0	0	29 FLEMING, Jake	4	0	1	1	4	.000	3-14	0	0
Unassisted.....	1	1	3 HARRINGTON, Chris	4	0	1	1	4	.000	2-4	0	0
Overtime.....	0	0	33 JOHNSON, Justin	3	0	1	1	0	.000	0-0	0	0
Shootout.....	0	0	15 ERICKSON, Mike	3	0	0	0	2	.000	0-0	0	0
Delayed Penalty.....	0	0	2 KENNEDY, Peter	2	0	0	0	1	.000	0-0	0	0
PENALTIES.....			28 MACKINNON, Brett	2	0	0	0	6	.000	0-0	0	0
Number.....	32	41	18 POTULNY, Grant	0	0	0	0	0	.000	0-0	0	0
Minutes.....	72	112	25 REINHOLZ, Jerrid	2	0	0	0	2	.000	0-0	0	0
Penalties/Game.....	8.0	10.2	17 SMAAGAARD, Garrett	1	0	0	0	0	.000	0-0	0	0
Pen minutes/Game.....	18.0	28.0	27 TALLACKSON, Barry	1	0	0	0	1	.000	1-2	0	0
SHOOTOUTS (Made-Att).....	0-0	0-0	5 WAIBEL, Jon	2	0	0	0	4	.000	1-2	0	0
			TM TEAM	1	0	0	0	0	.000	1-2	0	0
			Total.....	4	17	31	48	139	.122	32-72	10	0
			Opponents.....	4	14	24	38	102	.137	41-112	5	0

## GOALTENDERS	GP	---GOAL AVERAGE---			-SAVES-		W	L	T	
		Time	GA	EN	Avg	Save				Pct
33 JOHNSON, Justin	3	154:52	8	0	3.10	67	.893	2	0	1
31 WEBER, Travis	2	88:54	6	0	4.05	21	.778	0	1	0
TM EMPTY NET	1	1:14	0	0	0.00	0	.000	0	0	0
Total.....	4	245:00	14	0	3.43	88	.863	2	1	1
Opponents.....	4	245:00	17	1	4.16	122	.884	1	2	1

ATTENDANCE SUMMARY	MINN	OPP
Total.....	0	14812
Dates/Avg Per Date.....	0/0	4/3703
Neutral Site #/Avg.....	0/0	

GOALS BY PERIOD	1	2	3	OT	Total
Minnesota.....	1	8	8	0	17
Opponents.....	3	4	7	0	14

SAVES BY PERIOD	1	2	3	OT	Total
Minnesota.....	27	25	32	4	88
Opponents.....	47	39	35	1	122

# MINNESOTA



## Golden Gopher

# MEN'S HOCKEY

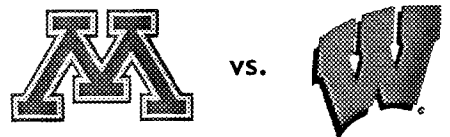
### MINNESOTA MEDIA RELATIONS

Hockey contact: John Romo  
Assistant Media Relations Director  
Phone: 612.625.4090  
Fax: 612.625.0359  
email: romox001@umn.edu

Minnesota Athletic Media Relations, 516 15th Ave. SE, 244 Bierman Field Athletic Building, Minneapolis, Minn. 55455

[www.gophersports.com](http://www.gophersports.com)

### GAMES 16-17



**#10 MINNESOTA (7-4-4, 4-2-2)**  
at  
**Wisconsin (5-9-0, 1-5-0)**

**Date:** Friday-Saturday, December 6-7  
**Location:** Madison, Wis.  
The Kohl Center (15,237)  
**Time:** 7:05 p.m.  
**TV:** Fox Sports Net  
Paul Braun (play-by-play), Doug Woog (analyst)  
**Radio:** KCCO 850  
Wally Shaver (play-by-play), Glen Sonmor (analyst)

### SERIES HISTORY

**Series Record**  
Minnesota leads 133-72-14 (.639)  
**In Minneapolis:** Minnesota leads 79-20-5 (.784)  
**In Madison:** Minnesota leads 51-46-9 (.524)  
**Neutral Sites:** Minnesota trails 3-6-0 (.333)

**First Meeting**  
Jan. 15, 1922 Minnesota 3 Wisconsin 0

**Last Meeting**  
Feb. 23, 2002 Minnesota 4 Wisconsin 3 (ot)

**Last 10 Games**  
Minnesota leads 6-4-0

**Most Goals Scored by Minnesota**  
12 (12-2 win, Jan. 22, 1922)

**Most Goals Scored by Wisconsin**  
10 (10-1 win, Feb. 6, 1970)

**Last Minnesota Shutout**  
Nov. 3, 2000 - Minnesota 4, Wisconsin 0 (span of 7 games)

**Last Wisconsin Shutout**  
Nov. 12, 1983 - Wisconsin 9, Minnesota 0 (span of 85 games)

**Series Shutouts**  
Minnesota - 28, Wisconsin - 5

**One-Goal Games**  
Wisconsin leads 47-24

**Overtime Games**  
Minnesota leads 17-7-14

### WEEKEND STORYLINES

- MN has not lost two in a row since 2000-01
- First-ever meeting between Lucia and Eaves
- First road trip since Nov. 8-9
- UW has won three straight series openers vs. MN in Madison

**The Series vs. Wisconsin**  
Minnesota leads the all-time series with Wisconsin by a 133-72-14 margin (.639), including a 51-46-9 advantage (.524) in games played in Madison. The Golden Gophers are 4-4-0 all-time at the Kohl Center. Minnesota is 6-2-0 vs. the Badgers over the past two seasons.

The winning team has scored four or more goals in each of the past 13 contests. Minnesota is 6-7-0 in those games.

**Lucia vs. the Badgers**  
Don Lucia owns a 19-23-0 record against Wisconsin during his head coaching career. With Minnesota, he is 6-7-0. In his first season with the Golden Gophers, Wisconsin won all five meetings as it went on to win the WCHA Championship. Since then, Lucia and Minnesota holds a 6-2-0 advantage.

**An Ann Arbor Reunion**  
A pair of Golden Gophers played for current Wisconsin Head Coach Mike Eaves in 2000-01. While head coach of the U.S. National Development Team, Eaves had sophomore forward Barry Tallackson and sophomore goaltender Travis Weber on his roster.

**Last Year vs. the Badgers**  
In the teams' first meeting last year in Madison, the Golden Gophers ran into a buzzsaw as the Badgers cruised to an 8-3 victory. Minnesota responded the next night with a 6-2 victory as Adam Hauser stopped 34 shots.  
In the rematch at Mariucci Arena, Jeff Taffe and John Pohl each collected three points in a 6-3 win in the opener. On Saturday, Jordan Leopold scored at the 2:01 mark of overtime in a 4-3 victory.

**Shutting the Door**  
Minnesota has a total of 28 shutouts in the series vs. Wisconsin, while the Badgers have five. Wisconsin has not shut out the Golden Gophers since a 9-0 win on Nov. 12, 1983, a span of 85 games.


### MINNESOTA SCHEDULE

Date	Opponent	Time/Result
Oct. 12	vs. OHIO STATE*#	W 7-2
Oct. 18	at New Hampshire*	T 5-5 (ot)
Oct. 19	at New Hampshire*	L 1-3
Oct. 25	at Michigan Tech	W 5-4
Oct. 26	at Michigan Tech	T 3-3 (ot)
Nov. 1	ALABAMA-HUNTSVILLE*	W 12-1
Nov. 2	ALABAMA-HUNTSVILLE*	W 4-2
Nov. 8	at MSU, Mankato	L 2-3
Nov. 9	at MSU, Mankato	W 7-4
Nov. 15	COLORADO COLLEGE	L 3-7
Nov. 16	COLORADO COLLEGE	T 2-2 (ot)
Nov. 22	MICHIGAN TECH	W 4-2
Nov. 23	MICHIGAN TECH	W 2-1
Nov. 29	MICHIGAN STATE*\$	T 5-5 (ot)
Dec. 1	MICHIGAN*\$	L 1-3
Dec. 6	at Wisconsin	7:05 p.m.
Dec. 7	at Wisconsin	7:05 p.m.
Dec. 9	TEAM ITALY^	7:05 p.m.
Dec. 27	YALE*@	7:05 p.m.
Dec. 28	B.C./BOWLING GREEN*@	7:05 p.m.
Jan. 3	ST. CLOUD STATE	7:05 p.m.
Jan. 4	at St. Cloud State	7:05 p.m.
Jan. 10	NORTH DAKOTA	7:05 p.m.
Jan. 11	NORTH DAKOTA	7:05 p.m.
Jan. 17	U.S. UNDER 18 TEAM^	7:05 p.m.
Jan. 24	MSU, MANKATO	7:05 p.m.
Jan. 25	MSU, MANKATO	2:05 p.m.
Jan. 31	at Alaska Anchorage	10:05 p.m.
Feb. 1	at Alaska Anchorage	10:05 p.m.
Feb. 7	at Colorado College	8:35 p.m.
Feb. 8	at Colorado College	8:05 p.m.
Feb. 14	WISCONSIN	7:05 p.m.
Feb. 15	WISCONSIN	7:05 p.m.
Feb. 21	at Minnesota-Duluth	7:05 p.m.
Feb. 22	at Minnesota-Duluth	7:05 p.m.
Feb. 28	DENVER	7:05 p.m.
March 1	DENVER	7:05 p.m.
March 7	at St. Cloud State	7:05 p.m.
March 8	ST. CLOUD STATE	7:05 p.m.
March 14-16	WCHA Playoffs	TBA
March 20-22	WCHA Final Five	TBA
March 27-29	NCAA Regionals	TBA
April 10-12	NCAA Frozen Four	TBA

% Hall of Fame Game, Xcel Energy Center  
\* Non-conference game  
^ Exhibition  
\$ College Hockey Showcase  
@ Dodge Holiday Classic  
Television Schedule located on page 10  
All times central.

## Record When...

Overall Record	7-4-4
WCHA Record	4-2-2
Home Record	4-2-2
Road Record	2-2-2
Neutral Site Record	1-0-0
Last 20 Games (including last year)	11-5-4
Last 10 Games	5-3-2
Last 5 Games	2-1-2
Scoring A Power-Play Goal	7-1-4
Not Scoring A Power-Play Goal	0-3-0
Allowing A Power-Play Goal	3-4-2
Not Allowing A Power-Play Goal	4-0-2
Scoring A Short-Handed Goal	1-0-0
Allowing A Short-Handed Goal	1-2-0
10 Or More Penalties	2-0-0
Fewer Than 10 Penalties	5-4-4
More Penalties Than Opponent	0-0-1
Fewer Penalties Than Opponent	7-3-3
Same Amount Of Penalties	0-1-0
In One-Goal Games	2-1-0
In Two-Goal Games	2-2-0
In Three-Goal or More Games	3-1-0
In Overtime Games	0-0-4
Scoring 4 or More Goals	6-0-2
Scoring 3 or Fewer Goals	1-4-2
Scoring 3 or More Goals	6-2-3
Scoring 2 or Fewer Goals	1-2-1
Allowing 4 or More Goals	2-1-2
Allowing 3 or Fewer Goals	5-3-2
Scoring First Goal Of Game	5-1-0
Opponents Score First	2-3-4
Leading After One Period	5-1-0
Trailing After One Period	2-2-3
Tied After One Period	0-1-1
Scoring First Goal Of Second Period	3-2-2
Leading After Two Periods	4-1-1
Trailing After Two Periods	2-3-2
Tied After Two Periods	1-0-1
Scoring First Goal Of Third Period	6-2-3
Having 10-19 Shots On Goal	0-0-0
Having 20-29 Shots On Goal	1-1-0
Having 30-39 Shots On Goal	3-2-2
Having 40 or More Shots On Goal	3-1-2
Allowing 10-19 Shots On Goal	2-0-0
Allowing 20-29 Shots On Goal	3-2-1
Allowing 30-39 Shots On Goal	2-2-3
Allowing 40 or More Shots On Goal	0-0-0
Outshooting Opponent	5-3-4
Opponent Outshoots Minnesota	2-1-0
Shots Are Even	0-0-0
October	2-1-2
November	5-2-2
December	0-1-0
January	0-0-0
February	0-0-0
March	0-0-0
April	0-0-0
Tuesdays	0-0-0
Thursdays	0-0-0
Fridays	3-2-2
Saturdays	4-1-2
Sundays	0-1-0
Series Record	2-2-2
Games Following A Win	2-1-3
Games Following A Loss	2-0-1
Games Following A Tie	2-3-0



*Thomas Vanek had a team-best nine goals and eight assists in the month of November, including a pair of hat tricks.*

## News & Notes

### Woog Gets the Call

On Wednesday, Dec. 4, former University of Minnesota Head Coach Doug Woog will be formerly inducted into the United States Hockey Hall of Fame. The 29th annual induction ceremony and dinner will be held at the Touchstone Energy Place Grand Ballroom at RiverCentre in St. Paul, Minn. He will be joined by Mark Fusco, Scott Fusco and the late Joe Riley.

Woog was a three-time all-state performer at South St. Paul and went on to become an All-American with the Golden Gophers. Following head coaching stints at the junior and high school ranks, he became Minnesota's head coach in 1985. Woog finished his 14-year career behind the bench as Minnesota's all-time winningest coach with a record of 389-187-40 (.664). He led the Golden Gophers to an NCAA record 12 consecutive appearances in the NCAA Tournament.

### Team Italy Comes to Town

The Golden Gophers will host Team Italy on Monday, December 9, at Mariucci Arena. The exhibition game is part of a five-game, 10-day tour for the Italians. Team Italy will also face Wisconsin, Michigan State, St. Cloud State and Minnesota State.

### Splitsville

The last two series played in Madison have been near carbon copies of each other. In the first game of the series, Wisconsin has outscored Minnesota 12-5 in a pair of wins. The Golden Gophers have responded with two wins of their own by a combined 14-4 margin.

In 2000-01, Wisconsin defeated Minnesota, 4-2, as Graham Melanson stopped 34 shots for the Badgers. A day later, then-freshman Grant Potulny recorded the hat trick in an 8-2 rout. Last year, Minnesota followed an 8-3 defeat with a 6-2 victory.

### Showcase Recap

For just the third time in the 10-year history of the College Hockey Showcase, Minnesota failed to get a win as it tied Michigan State, 5-5, and was defeated by Michigan, 3-1. Against the Spartans, freshman Thomas Vanek scored the team's final three goals, including two in the final seven minutes to salvage the tie. On Sunday afternoon, the Wolverines' Dwight Helminen scored short-handed to break a 1-1 tie as Michigan captured its second win of the Showcase by a score of 3-1.

Last year, Minnesota finished 1-0-1 in the College Hockey Showcase with a lineup that featured six seniors, three juniors and 10 underclassmen. This year, the team finished 0-1-1 with just two seniors, five juniors and 12 underclassmen.

### Tourney Records Fall

Minnesota recorded a College Hockey Showcase record 51 shots on goal in the 5-5 tie against Michigan State. Unfortunately, the Spartans' Matt Migliaccio stopped a tournament record 46 shots to prevent a Golden Gopher victory. Thomas Vanek became the fourth Golden Gopher and seventh player overall to collect a hat trick in a CHS game.

### Searching for a Streak

Minnesota did not record its fourth loss last season until Jan. 12 at Wisconsin. The team was 15-4-3 at that point. This season, Minnesota would need to win nine straight games to match last year's 16-4-4 record.

### One Streak Comes to an End

Since losing to both Michigan State and Michigan in the College Hockey Showcase at Mariucci Arena, Nov. 23-25, 2000, Minnesota had gone 17-2-3 (.841) against non-conference opponents prior to last weekend's games. Against non-conference opponents at Mariucci Arena since Nov. 23-25, 2000, the Golden Gophers had won 13 straight home games before Friday night's tie against Michigan State and the loss against Michigan on Sunday.

### On the Injury Front

Sophomore Barry Tallackson separated his shoulder on Oct. 25 vs. Michigan Tech, but returned last Friday night against Michigan State. Despite missing nine games, he was able to fire four shots on goal against the Wolverines on Sunday.

Junior captain Grant Potulny suffered a fractured ankle and ligament damage in the season opener vs. Ohio State. He will not return until January. Sophomore Jerrid Reinholz missed five games with a fractured jaw and is now sitting out with a bruised shoulder. Minnesota has lost a total of 37 man-games due to injury.

### Heading for the Holidays

The Golden Gophers wrap up the pre-holiday portion of their season this weekend at Wisconsin. In 1999-2000, Minnesota entered the break with a 6-10-3 overall record and a 4-6-2 WCHA mark. Two years ago, the Maroon and Gold were 10-5-2 with a 7-3-2 league record and last season, were 12-2-3 overall and 6-2-2 in the conference.

The Golden Gophers have not finished strong heading into the holiday break in recent years. Last year, Minnesota finished with a 1-2-1 record against St. Cloud State and Denver. Two years ago, Minnesota lost four league games in a row before defeating Quinnipiac, 11-2, on Dec. 9, 2000. In the 1999-2000 season, the team was 1-2-1 in its last four games heading into the break.

### Swept Away

Minnesota has not been swept by a WCHA opponent on the road since Dec. 1-2, 2000 at Denver, a span of 12 series. Since then, the Golden Gophers are 16-7-3 (.673) against league opponents on the road.

Minnesota has not been swept overall since the end of the 2000-01 regular season vs. St. Cloud State, a span of 19 WCHA series.

### Bouncing Back

The Golden Gophers have not lost two games in a row since the end of the 2000-01 season, a span of 59 games. That total matches the school record. Minnesota went 59 games without consecutive losses from Feb. 20, 1922 to Feb. 22, 1927. The last time the team dropped consecutive games was at the end of the 2000-01 season when the team lost to St. Cloud State, Colorado College and Maine, March 16-23, 2001.

### Falling Behind

The Golden Gophers have given up the first goal in five of the last six games and in nine of their 15 games. Minnesota is 5-1-0 when it scores first, but just 2-3-4 when its opponent gets the first lead of the game. Last year, Minnesota's opponent scored the first goal of the game in 24 of the 44 games. The Golden Gophers had a 14-7-3 record in those contests. Minnesota is 58-13-4 (.800) when it scores first under Don Lucia, and 28-31-8 (.478) when the opponent gets on the scoreboard first.

### Slow Starts

In eight WCHA games, the Golden Gophers have scored just three of their 28 goals in the first period. Minnesota is being outscored 9-3 in the opening period of league games. Overall, Minnesota has scored just 12 of its 63 goals in the first period (19.0 percent). Thomas Vanek and Troy Riddle have scored three of their 24 goals in the first period.

### Power Outage

Minnesota was held without a power-play against Michigan for just the third time this season. The Golden Gophers are 0-3-0 in those games. The Wolverines, the nation's leader in penalty kill, have not allowed a power-play goal in seven games and 44 chances.

## THE LUCIA LEDGER

✓ Is in his fourth season as head coach of the Golden Gophers

✓ Has a 365-199-41 (.637) career record, including an 86-44-12 (.648) mark at Minnesota

✓ Led Minnesota to the 2002 NCAA Title in only his third season as head coach at the 'U'

✓ Led his teams to three NCAA Frozen Four appearances in the last seven years

✓ Named Spencer Penrose National Coach of the Year in 1994

✓ Led teams to eight NCAA Tournament appearances in the last nine years

✓ Has been named WCHA Coach of the Year three times during his career

✓ Led Colorado College to three straight WCHA Championships

✓ Has coached one Hobey Baker Award winner, 12 All-Americans, 35 All-WCHA players, 15 All-WCHA defensemen, six Hobey Baker Award finalists and five WCHA Defensive Players of the Year



### Lucia-Era Records

Overall:	86-44-12 (.648)
Home:	49-17-5 (.725)
Away:	30-21-7 (.578)
Neutral:	7-6-4 (.529)
WCHA:	53-30-9 (.625)
Home:	29-13-4 (.674)
Away:	24-17-5 (.576)
One-Goal Games:	22-18-0 (.550)
Overtime Games:	6-4-12 (.545)
Scoring First:	58-13-4 (.800)
Opponent Scores First:	28-31-8 (.478)
Leading After Two Periods:	67-5-4 (.908)
Trailing After Two Periods:	8-34-5 (.223)
Tied After Two Periods:	11-5-3 (.658)
October:	13-5-4 (.682)
November:	19-10-5 (.632)
December:	9-6-2 (.588)
January:	14-7-1 (.659)
February:	18-6-0 (.750)
March:	11-10-0 (.524)
April:	2-0-0 (1.000)

### Active Division I Coaches Career Wins

Coach (Teams)	Yrs	Wins	*Avg.
Jack Parker (BU)	29+	662	22.6
Jerry York (Clarkson-BGSU-BC)	30+	654	21.5
Rick Comley (LSSC-NMU-MSU)	29+	603	20.6
Red Berenson (Mich.)	18+	487	26.4
Doug Ross (Ohio, Kent, UAH)	23+	434	18.7
Mike Gilligan (Salem, Yale, Ver.)	25+	412	16.2
Craig Dahl (Bethel, UWRF, SCSU)	22+	371	16.6
Mike Sertich (UMD, MTU)	20+	368	18.3
Don Lucia (UAF, CC, MN)	15+	365	23.9

\* Average through 2001-02 season



## Around the WCHA

Team (Overall Record, win %)	GP	W	L	T	Pts
Colorado College (11-1-2, .857)	8	6	0	2	14
North Dakota (12-1-1, .893)	8	6	1	1	13
Minnesota-Duluth (5-5-4, .500)	12	5	4	3	13
Denver (12-2-2, .813)	6	5	1	2	12
Minnesota (7-4-4, .600)	8	4	2	2	10
St. Cloud State (6-5-1, .542)	8	4	3	1	9
Minnesota State (3-6-3, .375)	8	2	4	2	6
Alaska Anchorage (1-9-4, .214)	10	0	7	3	3
Wisconsin (5-9-0, .357)	6	1	5	0	2
Michigan Tech (2-8-3, .269)	8	0	6	2	2

### Last Week's Results

Alaska Anchorage at Minnesota-Duluth (T 3-3, UMD 5-1)  
 Minnesota State at North Dakota (T 6-6, UND 5-4)  
 Wayne State at Michigan Tech (WS 4-2, MTU 7-4)  
 Michigan at Wisconsin (UM 4-1)  
 Michigan State at Wisconsin (MSU 2-1 ot)  
 Mercyhurst at Denver (DU 5-1)  
 Air Force at Denver (DU 7-0)  
 Colorado College at Air Force (CC 7-0)  
 Mercyhurst at Colorado College (CC 10-2)

### This Week's Schedule

Alaska Anchorage at Minnesota State (Friday-Saturday)  
 St. Cloud State at North Dakota (Friday-Saturday)  
 Colorado College vs. Denver (at DU on Friday/at CC on Saturday)  
 Bemidji State vs. Minnesota-Duluth (at UMD on Friday/at BSU on Saturday)

### WCHA Offensive Player of the Week

Junior Lessard, F, Minnesota-Duluth

### WCHA Defensive Player of the Week

Matt Laatsch, D, Denver

### WCHA Rookie of the Week

Marty Sertich, F, Colorado College

### USA Today/American Hockey Magazine Poll

1.	Maine (4)	220
2.	New Hampshire (4)	218
3.	Boston College (3)	213
	North Dakota (4)	213
5.	Colorado College (1)	193
6.	Denver	180
7.	Cornell (1)	169
8.	Michigan	158
9.	Ferris State	105
10.	Minnesota	98

### USCHO.com Poll

1.	North Dakota (21)	548
2.	New Hampshire (6)	520
3.	Maine (6)	502
4.	Boston College (6)	494
5.	Colorado College (1)	444
6.	Denver	399
7.	Cornell	385
8.	Michigan	369
9.	Ferris State	265
10.	Minnesota	222



Paul Martin leads the nation in defenseman scoring with 5-15--20.

### Working Overtime

Minnesota was 3-6-4 in overtime games in Don Lucia's first two seasons, but since then, the Golden Gophers have gone 3-0-8 in games that have gone to an extra session. That is the longest streak without an overtime loss since the team went 3-0-11 from Nov. 6, 1992 to Nov. 19, 1994.

Minnesota has already played in four overtime games with four ties to show for it. That ranks sixth in the Minnesota record book for a single season. Last year, the Golden Gophers had a 3-0-4 record in those games. The school record for overtime games is 12, set during the 1992-93 season.

### Hats Off to the Thee

The Golden Gophers have four hat tricks on the year through 15 games. Minnesota had three hat tricks from 2000-02. The four three-goal games are the most since the 1996-97 team had five hat tricks.

Thomas Vanek is the first Golden Gopher since 1997-98 to have more than one hat trick in a single-season. During that season, Wyatt Smith totaled a pair of hat tricks. He is the first Minnesota freshman to record two hat tricks in a single-season since Reggie Berg did it twice as a rookie in 1995-96.

### The Magic Number

Minnesota lost for the first time this season when its goaltender had a save percentage of 90.0 percent. Travis Weber stopped 30 of 32 shots in the 3-loss against Michigan. The team is now 5-1-1 when its netminder reaches the percentage, and 2-3-3 when it drops below that number.

In each of the last five games, the opposing netminder has had a save percentage above 90.0 percent. In those five games, the goalies have made collective 177 saves on 190 shots (93.2 percent). The following is a breakdown:

Date	Goaltender	GA	SV	Pct.
11/16	Curtis McElhinney (CC)	2	35	.946
11/22	Cam Ellsworth (MTU)	3	28	.903
11/23	Cam Ellsworth (MTU)	2	30	.938
11/29	Matt Migliaccio (MSU)	5	46	.902
12/1	Al Montoya (Mich.)	1	38	.974

### Killing Time

On Nov. 15 after a 7-3 loss against Colorado College, Minnesota's penalty kill stood at 76.5 percent. Since then, the team has been successful on 18 of the last 20 opponent power-play chances. The Golden Gophers rank fifth in the WCHA at 80.3 percent.

### The Nation's Leader

Junior Paul Martin continues to lead the nation in defenseman scoring with five goals and 15 assists. He is more halfway to his point total from a year ago. Martin leads the team with seven multi-point games. He had 11 games with two or more points last season. With his four-point weekend against Michi

## Next Opponent:

vs. Team Italy, Monday, Dec. 9, 2002

**Location:** Minneapolis, Minn.

**Arena:** Mariucci Arena (10,000)

**Time:** 7:05 p.m.

**Television:** No Television

**Radio:** No Radio

**This Week:** Team Italy will play five games in a 10-game span against WCHA opponents. Italy faces Wisconsin on Thursday, Dec. 12.

## The Friendly Confines

### Mariucci Arena

Opened in October, 1993

- The Golden Gophers were 18-4-0 (.804) at Mariucci Arena last season and 32-8-1 (.793) over the past two seasons.
- Minnesota is 123-47-16 (.704) all-time at Mariucci Arena.
- The 1995-96 squad went 19-2-0 (.905) at home.
- Seating capacity has increased twice since the opening of Mariucci. Capacity increased from 9,305 to 9,700 in 1996-97. It was increased to 10,000 last season.
- The largest crowd at Mariucci Arena was 10,248 on March 2, 2002 vs. St. Cloud State
- The largest attendance in a single series was 20,440 vs. Colorado College, Feb. 15-16, 2002.
- The first official game in the new Mariucci Arena was on Oct. 30, 1993. Minnesota and St. Cloud State tied 4-4.
- Andy Brink scored the first goal in arena history with his marker against the Huskies in the first period at 13:53.
- The longest winning streak in the new Mariucci Arena is 10 games, Nov. 12, 1995 to Feb. 9, 1996 and March 9, 2001 to November 30, 2001.
- Minnesota's longest home losing streak is just four games, Nov. 1-Dec. 19, 1997.

## Career Scoring vs. Wisconsin

Player (games)	G-A--Pts	Notes
Grant Potulny (4)	3-5--8	Hat trick in 8-2 win on 1/20/01
Troy Riddle (4)	1-7--8	SHG and assist in 6-2 win on 1/12/02
Matt Koalska (8)	3-2--5	
Dan Welch (8)	1-4--5	1-2--3 in sweep of UW (2/22-23/02)
Matt DeMarchi (12)	2-2--4	
Nick Anthony (10)	1-3--4	1-2--3 in 6-3 win on Feb. 22, 2002
Judd Stevens (3)	0-3--3	
Jon Waibel (8)	2-0--2	2g in series in Madison (1/11-12/02)
Barry Tallackson (4)	1-1--2	
Paul Martin (4)	0-2--2	
Garrett Smaagaard (2)	1-0--1	first career goal on 1/12/02
Joey Martin (4)	0-1--1	Assist on GWG in 6-2 win on 1/12/02
Keith Ballard (4)	0-1--1	
Jake Fleming (4)	0-1--1	
Brett MacKinnon (2)	0-0--0	
Chad Roberg (2)	0-0--0	
Jerrid Reinholz (1)	0-0--0	Member of UMD at the time

Tech, Nov. 22-23, he became the first defenseman to win the WCHA Offensive Player of the Week award since Nov. 13, 2000.

Martin's career has been similar to Jordan Leopold's thus far. Both were named WCHA All-Rookie as well as earning All-WCHA second-team as sophomores. In 97 career games, Martin has 16-62--78. In his first 97 games as a Golden Gopher, Leopold had 24-45--69.

### The Book on Ballard

Just over two months after being a key player in Minnesota's run to the NCAA Championship, sophomore Keith Ballard was the 11th player taken in the 2002 NHL Entry Draft. Drafted by the Buffalo Sabres, Ballard became the highest Golden Gopher draft pick since Erik Rasmussen was taken seventh overall in 1996. As a freshman, Ballard was a WCHA All-Rookie selection and entering this season, received a vote for preseason WCHA Player of the Year.

Ballard broke a five-game scoreless streak with his second-period tally against Michigan on Sunday. It was his first goal in eight games. Ballard still ranks among the nation's best with three goals and 13 assists. He has already matched his assist total from a year ago. Ballard has two four-point games thus far this season.

### Racking up the Points

Minnesota's junior class has produced points since its debut during the 2000-01 season. As freshmen, they led the nation in scoring with 52-65--117. As sophomores, they totaled 54-111--165. This season despite Grant Potulny missing 14 games and Jon Waibel inactive for five contests, the group still has 30-42--72. They are the second-most productive class in the WCHA, behind North Dakota's group of 10 sophomores (see page nine of this release).

### The Rookies

The Golden Gopher freshman class came in with impressive credentials and were rated the top incoming class in the country by the *Red Line Report*. The group of seven has lived up to those lofty expectations. Minnesota's rookies are the most productive in the WCHA with 23-28--51. Thomas Vanek and Gino Guyer have combined for 18 goals.

### A Class System

Minnesota's juniors and freshmen have combined for 53 of the team's 63 goals. The Golden Gophers' six sophomore forwards have just one goal from Jake Fleming. Sophomore defensemen Keith Ballard and Judd Stevens have five between them.

### Stat of the Week

Minnesota already has four games this season with 50 or more shots. Last year in 44 games, the squad had four such games all year.

### Thomas on a Tear

With 12 goals and 11 assists in 15 games this season, Thomas Vanek has already matched the point total of last year's top freshman producers. Keith Ballard and Barry Tallackson each finished their rookie campaigns with a respectable 23 points.

At his current pace of 0.8 goals per game, he would break a 41-year old school record for goals in a season by a freshman. John Mayasich had 32 in 1951-52.

Vanek has scored eight of his 12 goals in the third period this season. On Oct. 25 at Michigan Tech, the Golden Gophers trailed 3-2 entering the third period. Vanek scored at 14:34 to give Minnesota a 5-4 win. Trailing 2-1 in the third period against Colorado College on Nov. 16, Vanek scored at 13:55 to earn a 2-2 tie. Against the Spartans, he erased a two-goal third period deficit with a pair of goals in a 5-5 tie.

### Solving the Riddle

With the loss of the nation's leading scorer in John Pohl and the second-leading goal scorer in Jeff Taffe, Minnesota knew it would rely on its always productive junior class. Troy Riddle has led the way with a team-best 12 goals and 24 points. Despite being held without a goal in five straight games, he still ranks third in the league in that category.

Riddle suffered a slight shoulder separation on Nov. 8 at Minnesota State.

## THAT WAS THEN... THIS IS NOW

2001-02	(thru 15 games)	2002-03
11-1-3	<b>Overall</b>	7-4-4
5-1-2	<b>WCHA</b>	4-2-2
8-1-0	<b>Home</b>	4-2-2
3-0-3	<b>Away</b>	2-2-2
5.5	<b>Goals/Game</b>	4.2
2.4	<b>Goals Allowed/Game</b>	3.0
37.2	<b>Power-Play</b>	24.2
80.8	<b>Penalty-Kill</b>	80.3
38.4	<b>Shots/Game</b>	39.6
7.8	<b>Penalties/Game</b>	7.1

He followed that with a four-point night in a 7-4 win vs. the Mavericks. Despite eight shots on goal on Nov. 23 vs. Michigan Tech, Riddle's 13-game point streak was snapped. He became the 68th person in school history to reach the 100-point career plateau with two assists vs. the Spartans.

### The Plan in Goal

Last season, the Golden Gopher coaches followed a plan all the way to a national title. Then-freshmen Travis Weber and Justin Johnson split time as they relieved perennial starter Adam Hauser. With his minutes cut down from the previous three years, Hauser saved his best for the stretch run to the title.

This season, Don Lucia and his staff plan on rotating Weber and Johnson until one of the two steps forward. The early edge has gone to Weber with his recent play. The Hibbing, Minn., native stopped a then-career high 30 shots in a 2-2 tie vs. Colorado College at Mariucci Arena, Nov. 16. He then followed that with a pair of strong starts against Michigan Tech. In the sweep, Weber stopped 47 of 50 shots, including a career-high 32 in the series opener. This past weekend after allowing five goals on 30 shots in the tie vs. Michigan State, he responded with 30 saves on 32 shots against Michigan.

### Weber Gets the Nod

Sophomore goaltender Travis Weber is the first Golden Gopher (besides Adam Hauser) to start five games in a row since Steve DeBus started the final 13 games of the 1997-98 season. Against Michigan Tech, Nov. 22-23, Weber started both games of a series for the first time in his career. Fellow sophomore Justin Johnson started both games at North Dakota last season (Feb. 8-9, 2002).

### Far From Home

This weekend's series in Madison gives Minnesota netminders another chance to prove themselves on the road. Travis Weber is 7-2-2 in his career at Mariucci Arena with a 2.19 goals-against-average and .915 save percentage. Away from the friendly confines, he is 3-3-0 with a 4.00 gaa and .825 save%. Justin Johnson has yet to lose on the road with a 3-0-2 record and has a 4.00 gaa and .867 save%.

### Well-Represented

The Golden Gophers were well-represented in the recently released NHL Central Scouting preliminary rankings. In the collegiate rankings, Thomas Vanek is ranked second, followed by Gino Guyer (9th), Peter Kennedy (20th), Judd Stevens (34th) and Tyler Hirsch (36th). Travis Weber is listed fifth among goaltenders.

Of the top 37 skaters, Minnesota's five players are the most for any school. No other college has more than three rated players. Boston College, Cornell and Michigan State each have three. Colorado College has two players, while no other WCHA team has more than one.

### Picking up the Pace

With the new 15-second faceoff rule, the length of the games have been drastically reduced. Last year after 15 games, the average game time was 2:32. This season, that number has been reduced to 2:11. Minnesota's 5-4 win at Michigan Tech on Oct. 25 checked in at a brisk two hours even. Last year, the quickest game clocked in at 2:29. Last year's longest game which ended in regulation was Minnesota's 5-2 loss to Denver in the WCHA Final Five Championship game. The contest lasted 2:52.

### Get Shorty

Last season, Minnesota had the third-highest total of shorthanded goals in school history with 14. Through 15 games in 2001-02, the Golden Gophers already had eight shorthanded tallies. This season, Minnesota only has one. On Nov. 1 vs. Alabama-Huntsville, Jon Waibel scored shorthanded in the second period of the 12-1 win. Conversely, the Golden Gophers have allowed four shorthanded scores.

### The Captains

Junior Grant Potulny will serve as captain of the Golden Gophers in 2002-03. The Grand Forks, N.D., native was an assistant captain last season and has the opportunity to be the team's first three-year captain since Allan Opsahl in 1947.

On a vote by their teammates, senior Nick Anthony and junior Paul Martin will be assistant captains. Anthony had a career-high 18 points in just 25 games last season and provided a noticeable spark in February when he returned from injury. Martin established himself as one of the top blueliners in the nation last season as he earned second-team All-WCHA honors.

### The 2002 NHL Entry Draft

Sophomore Keith Ballard was the 11th overall pick in this past summer's NHL Entry Draft by the Buffalo Sabres. Fellow sophomore Barry Tallackson was nabbed in the second round by the New Jersey Devils (53rd). Despite missing all but nine games, Mike Erickson was selected in the third round by the Minnesota Wild (72nd). Freshmen Andy Sertich (5th, 136th, Pittsburgh) and P.J. Atherton (6th, 170th, Tampa Bay) were also taken in the draft. In all, Minnesota has 12 players that have been selected in the NHL Entry Draft.

### Mission...Mariucci

Last year's goal from the first day of practice in September was to attain a bye in the NCAA Tournament. This year with the expanded NCAA Tournament, the goal from day one is to make it to Mariucci Arena. With 16 teams now slated to reach postseason play, the NCAA has established four four-team regionals. The NCAA West Regional will be held at Mariucci Arena for the second time in the last four years.

### Defending the Crown

The Golden Gophers will attempt to become the first team since Boston U. in 1971-72 to repeat as NCAA Champions. Following its first NCAA title in 1974, Minnesota won the WCHA Championship and advanced to the title game in 1975. The Golden Gophers were defeated by Michigan Tech, 6-1. Following its title in 1976, Minnesota finished 17-22-3 and seventh in the WCHA in 1977. In 1980, the Golden Gophers had the opportunity to repeat as national champions, but were defeated by Wisconsin in the title game, 6-3.

## DeMarchi Watch

### PENALTIES

1.	Chris McAlpine	208	1990-94
3.	Pat Micheletti	180	1982-86
4.	Matt DeMarchi	163	1999-

### PENALTY MINUTES

1.	Chris McAlpine	453	1990-94
3.	Ben Hankinson	400	1987-91
4.	Matt DeMarchi	380	1999-

## Riddle Watch

### PENALTIES

1.	John Mayasich	298	1951-55
63.	Dick Meredith	102	1952-55
64.	Troy Riddle	101	2000-
	Doug Woog	101	1964-66
	Two others tied		

## The Last Time It Happened

### Minnesota Swept A Road Series:

February 8-9, 2002 at North Dakota (6-4, 4-3)

### Minnesota Was Swept In A Road Series:

December 1-2, 2000 at Denver (4-0, 4-1)

### Minnesota Swept A Home Series:

November 22-23, 2002 vs. Michigan Tech (4-2, 2-1)

### Minnesota Was Swept In A Home Series:

February 25-26, 2000 vs. Wisconsin (4-2, 5-4)

### Minnesota Shut Out An Opponent:

October 27, 2001 vs. Colgate  
(Justin Johnson, 9-0)

### An Opponent Shut Out Minnesota:

March 16, 2001 vs. St. Cloud State (Scott Meyer, 3-0)

### Minnesota Player Scored A Hat Trick:

November 29, 2002 vs. Michigan State  
(Thomas Vanek, 5-5 tie)

### Minnesota Player Scored A Pure Hat Trick:

February 26, 1999 at Minnesota-Duluth  
(Wyatt Smith, 4-1 Minnesota win)

### An Opponent Scored A Hat Trick:

March 2, 2001 vs. St. Cloud State  
(Jon Cullen, three goals, 6-1, Minnesota loss)

### Minnesota Player Scored Four Goals In A Game:

February 27, 1999 at Minnesota-Duluth  
(Reggie Berg, 10-7 Minnesota win)

### Minnesota Won When Trailing After Two Periods:

November 22, 2002 vs. Michigan Tech  
(2-1/trailing 1-0 heading into third period)

### Minnesota Had 50 or More Shots On Goal In A Game:

November 29, 2002 vs. Michigan State  
(51 shots, 5-5 tie)

### Opponent Had 50 or More Shots On Goal In A Game:

January 31, 1997 at North Dakota  
(51 shots, 6-4 Minnesota loss)

### Minnesota Player Scored A Shorthanded Goal:

March 23, 2002 vs. Wisconsin  
(John Pohl, third period, 4-2 win)

### Minnesota Won In Overtime:

April 6, 2002 vs. Maine (4-3)

### Minnesota Lost In Overtime:

March 23, 2001 vs. Maine (5-4)

### Minnesota Tied In Overtime:

November 29, 2002 vs. Michigan State (5-5)

### Minnesota Scored 10 Goals Or More In A Game:

November 1, 2002 vs. Alabama-Huntsville  
(12-1 Minnesota win)

### Opponent Scored 10 Goals Or More In A Game:

January 30, 1993 at Michigan Tech  
(10-2 Minnesota loss)

## Career Game Highs

### #2 Peter Kennedy

Goals: n/a  
Assists: 1 (11/1/02 vs. UAH)  
Points: 1 (11/1/02 vs. UAH)

### #3 Chris Harrington

Goals: 1 (2 times, last 11/29/02 vs. MSU)  
Assists: 2 (11/22/02 vs. MTU)  
Points: 2 (11/22/02 vs. MTU)

### #4 P.J. Atherton

Goals: 1 (11/9/02 at MSU, M)  
Assists: n/a  
Points: 1 (11/9/02 at MSU, M)

### #5 Jon Waibel

Goals: 3 (11/1/02 vs. UAH)  
Assists: 1 (12 times, last 10/8/02 at UNH)  
Points: 3 (11/1/02 vs. UAH)

### #6 Judd Stevens

Goals: 1 (3 times, last 11/15/02 vs. C.C.)  
Assists: 2 (2 times, last 10/27/01 vs. Colgate)  
Points: 2 (3 times, last 11/15/02 vs. C.C.)

### #7 Gino Guyer

Goals: 2 (10/25/02 at MTU)  
Assists: 1 (4 times, last 11/23/02 vs. MTU)  
Points: 2 (2 times, last 10/25/02 at MTU)

### #9 Andy Sertich

Goals: 1 (11/15/02 vs. C.C.)  
Assists: 1 (3 times, last 10/26/02 at MTU)  
Points: 1 (4 times, last 11/15/02 vs. C.C.)

### #10 Paul Martin

Goals: 2 (2 times, last 11/9/02 at MSU, M)  
Assists: 3 (3 times, last 11/1/02 vs. UAH)  
Points: 3 (4 times, last 11/9/02 at MSU, M)

### #11 Dan Welch

Goals: 2 (2/18/00 at MTU)  
Assists: 1 (17 times, last 11/29/02 vs. MSU)  
Points: 2 (3 times, last 3/9/02 vs. UND)

### #13 Keith Ballard

Goals: 2 (1/26/02 vs. Denver)  
Assists: 4 (10/25/02 at MTU)  
Points: 4 (2 times, last 10/25/02 at MTU)

### #15 Mike Erickson

Goals: 1 (10/5/01 at UND)  
Assists: 2 (10/26/01 vs. Colgate)  
Points: 2 (10/26/01 vs. Colgate)

### #16 Nick Anthony

Goals: 2 (2 times, last 2/15/02 vs. CC)  
Assists: 2 (6 times, last 11/9/02 at MSU, M)  
Points: 3 (4 times, last 3/8/02 vs. UND)

### #17 Garrett Smaagaard

Goals: 1 (1/12/02 at UW)  
Assists: 1 (3 times, last 11/2/02 vs. UAH)  
Points: 1 (4 times, last 11/2/02 vs. UAH)

### #18 Grant Potulny

Goals: 3 (1/20/01 at Wis.)  
Assists: 2 (2 times, last 2/23/02 vs. UW)  
Points: 3 (4 times, last 10/27/01 vs. Colgate)

### #19 Matt DeMarchi

Goals: 1 (10 times, last 11/2/02 vs. UAH)  
Assists: 2 (2 times, last 2/16/01 vs. CC)  
Points: 2 (5 times, last 2/15/02 vs. CC)

### #20 Joey Martin

Goals: 1 (11/9/02 at MSU, M)  
Assists: 1 (7 times, last 11/2/02 vs. UAH)  
Points: 1 (8 times, last 11/9/02 at MSU, M)

### #21 Troy Riddle

Goals: 3 (11/1/02 vs. UAH)  
Assists: 4 (2/15/02 vs. CC)  
Points: 4 (3 times, last 11/9/02 at MSU, M)

### #23 Tyler Hirsch

Goals: 1 (10/25/02 at MTU)  
Assists: 2 (10/26/02 at MTU)  
Points: 2 (2 times, last 10/26/02 at MTU)

### #24 Matt Koalska

Goals: 2 (10/27/01 vs. Colgate)  
Assists: 3 (2 times, last 11/1/02 vs. UAH)  
Points: 4 (2 times, last 11/1/02 vs. UAH)

### #25 Jerrid Reinholz

Goals: 1 (3/2/01 at Denver)  
Assists: 3 (11/1/02 vs. UAH)  
Points: 3 (11/1/02 vs. UAH)

### #26 Thomas Vanek

Goals: 3 (2 times, last 11/29/02 vs. MSU)  
Assists: 3 (11/1/02 vs. UAH)  
Points: 6 (11/1/02 vs. UAH)

### #27 Barry Tallackson

Goals: 2 (2/8/02 at UND)  
Assists: 2 (3/16/02 vs. Denver)  
Points: 2 (3 times, last 3/16/02 vs. Denver)

### #28 Brett MacKinnon

Goals: 1 (11/23/01 at MSU)  
Assists: 1 (4 times, last 11/22/02 vs. MTU)  
Points: 1 (5 times, last 11/22/02 vs. MTU)

### #29 Jake Fleming

Goals: 1 (3 times, last 2/9/02 at UND)  
Assists: 1 (12 times, last 11/15/02 vs. C.C.)  
Points: 1 (15 times, last 11/15/02 vs. C.C.)

### #31 Travis Weber

Goals Allowed: 1 (4 times, last 2/23/02 vs. MTU)  
Saves: 32 (11/22/02 vs. MTU)  
Saves %: .960 (12/29/01 vs. Prov.)

### #33 Justin Johnson

Goals Allowed: 0 (10/27/01 vs. Colgate)  
Saves: 31 (11/10/01 vs. MSU-M)  
Saves %: 1.000 (10/27/01 vs. Colgate)

**CAREER GOALS - CURRENT PLAYERS**

Troy Riddle.....	44
Grant Potulny.....	37
Matt Koalska.....	25
Nick Anthony.....	19
Paul Martin.....	16
Dan Welch.....	14
Barry Tallackson.....	13
Keith Ballard.....	13
Thomas Vanek.....	12
Matt DeMarchi.....	11
Jon Waibel.....	9
Gino Guyer.....	6
Jake Fleming.....	4
Judd Stevens.....	3
Chris Harrington.....	2
Mike Erickson.....	1
Brett MacKinnon.....	1
Jerrid Reinholz.....	1
Garrett Smaagaard.....	1
Tyler Hirsch.....	1
P.J. Atherton.....	1
Joey Martin.....	1
Andy Sertich.....	1

**CAREER ASSISTS - CURRENT PLAYERS**

Paul Martin.....	62
Troy Riddle.....	57
Matt Koalska.....	47
Grant Potulny.....	30
Nick Anthony.....	27
Keith Ballard.....	26
Matt DeMarchi.....	25
Judd Stevens.....	19
Dan Welch.....	18
Jon Waibel.....	12
Jake Fleming.....	12
Barry Tallackson.....	11
Thomas Vanek.....	11
Joey Martin.....	7
Brett MacKinnon.....	5
Tyler Hirsch.....	5
Chris Harrington.....	4
Gino Guyer.....	4
Jerrid Reinholz.....	4
Garrett Smaagaard.....	3
Andy Sertich.....	3
Mike Erickson.....	2
Peter Kennedy.....	1
Justin Johnson.....	1

**CAREER POINTS - CURRENT PLAYERS**

Troy Riddle.....	101
Paul Martin.....	78
Matt Koalska.....	70
Grant Potulny.....	67
Nick Anthony.....	46
Keith Ballard.....	39
Matt DeMarchi.....	36
Dan Welch.....	32
Barry Tallackson.....	24
Thomas Vanek.....	23
Judd Stevens.....	22
Jon Waibel.....	21
Jake Fleming.....	16
Gino Guyer.....	10
Joey Martin.....	8
Tyler Hirsch.....	6
Brett MacKinnon.....	6
Chris Harrington.....	6
Jerrid Reinholz.....	5
Garrett Smaagaard.....	4
Andy Sertich.....	4
Mike Erickson.....	3
Peter Kennedy.....	1
P.J. Atherton.....	1
Justin Johnson.....	1

**CAREER GAMES - CURRENT PLAYERS**

Matt DeMarchi.....	129
Nick Anthony.....	108
Matt Koalska.....	101
Paul Martin.....	97
Troy Riddle.....	97
Jon Waibel.....	96
Grant Potulny.....	86
Dan Welch.....	70
Judd Stevens.....	56
Keith Ballard.....	56
Jake Fleming.....	55
Barry Tallackson.....	50
Joey Martin.....	33
Jerrid Reinholz.....	33
Brett MacKinnon.....	29
Garrett Smaagaard.....	25
Mike Erickson.....	20
Travis Weber.....	20
Gino Guyer.....	15
Chris Harrington.....	15
Thomas Vanek.....	15
Andy Sertich.....	14
Tyler Hirsch.....	13
Justin Johnson.....	12
Chad Roberg.....	9
P.J. Atherton.....	7
Peter Kennedy.....	7

**Season Highs/Lows**

**Team**

<b>MOST GOALS/GAME</b>	(12) 11/1 vs. Alabama-Huntsville
<b>LEAST GOALS/GAME</b>	(1) 2 times, last 12/1 vs. Michigan
<b>MOST ASSISTS/GAME</b>	(17) 11/1 vs. Alabama-Huntsville
<b>LEAST ASSISTS/GAME</b>	(1) 12/1 vs. Michigan
<b>MOST GOALS AGAINST/GAME</b>	(7) 11/15 vs. Colorado College
<b>LEAST GOALS AGAINST/GAME</b>	(1) 2 times, last 11/23 vs. Michigan Tech
<b>MOST ASSISTS AGAINST/GAME</b>	(10) 2 times, last 11/15 vs. Colorado College
<b>LEAST ASSISTS AGAINST/GAME</b>	(0) 2 times, last 11/23 vs. Michigan Tech
<b>MOST GOALS/PERIOD</b>	(5) two times, last 11/1 vs. Alabama-Huntsville - third period
<b>MOST GOALS AGAINST/PERIOD</b>	(4) 2 times, last 11/29 vs. Michigan State - second period
<b>MOST POWER PLAY GOALS/GAME</b>	(5) 10/12 vs. Ohio State
<b>MOST POWER PLAY GOALS ALLOWED/GAME</b>	(3) 10/18 at New Hampshire
<b>MOST SHOTS ON GOAL/GAME</b>	(56) 11/2 vs. Alabama-Huntsville
<b>LEAST SHOTS ON GOAL/GAME</b>	(26) 11/9 at Minnesota State
<b>MOST SHOTS AGAINST/GAME</b>	(34) 11/22 vs. Michigan Tech
<b>LEAST SHOTS AGAINST/GAME</b>	(16) 11/23 vs. Michigan Tech
<b>MOST SHOTS ON GOAL/PERIOD</b>	(24) 11/2 vs. Alabama-Huntsville - first period
<b>MOST SHOTS AGAINST/PERIOD</b>	(16) 2 times, last 11/15 vs. Colorado College - first period
<b>MOST PENALTIES/GAME</b>	(12) 11/9 at Minnesota State
<b>LEAST PENALTIES/GAME</b>	(4) 3 times, last 11/29 vs. Michigan State
<b>MOST PIM/GAME</b>	(32) 11/9 at Minnesota State
<b>LEAST PIM/GAME</b>	(8) 2 times, last 11/29 vs. Michigan State
<b>MOST OPP. PENALTIES/GAME</b>	(14) 10/12 vs. Ohio State
<b>LEAST OPP. PENALTIES/GAME</b>	(4) 11/15 vs. Colorado College
<b>MOST OPP. PIM/GAME</b>	(45) 11/9 at Minnesota State
<b>LEAST OPP. PIM/GAME</b>	(8) 11/15 vs. Colorado College
<b>QUICKEST TWO GOALS</b>	(0:09) 11/1 vs. Alabama-Huntsville - third period (Vanek, Ballard)
<b>QUICKEST THREE GOALS</b>	(2:08) 11/1 vs. Alabama-Huntsville - second period (Riddle, Riddle, Waibel)

**Individual**

<b>GOALS/GAME</b>	(3) four times, last Thomas Vanek, 11/29 vs. Michigan State
<b>GOALS/PERIOD</b>	(2) four times, last Thomas Vanek, 11/29 vs. Michigan State - third period
<b>ASSISTS/GAME</b>	(3) five times, last four players, 11/1 vs. Alabama-Huntsville
<b>ASSISTS/PERIOD</b>	(2) 10 times, last Troy Riddle, 11/29 vs. Michigan State
<b>POINTS/GAME</b>	(6) Thomas Vanek, 11/1 vs. Alabama-Huntsville
<b>POINTS/PERIOD</b>	(3) five times, last Thomas Vanek, 11/1 vs. Alabama-Huntsville - third period
<b>PENALTIES/GAME</b>	(3) two times, last Jake Fleming, 11/9 at Minnesota State
<b>PIM/GAME</b>	(15) Matt DeMarchi, 10/12 vs. Ohio State
<b>SHOTS ON GOAL/GAME</b>	(15) Thomas Vanek, 11/29 vs. Michigan State
<b>SAVES/GAME</b>	(32) Travis Weber, 11/22 vs. Michigan Tech

**ON THIS DATE IN GOLDEN GOPHER HISTORY**

**December 6 (4-4-0)**

YEAR	OPPONENT	SCORE
1986	Michigan	W 5-2
1985	Wisconsin	W 5-4 (ot)
1980	at U.S. International	L 4-6
1975	North Dakota	L 3-6
1969	North Dakota	W 5-2
1957	Michigan Tech	W 2-1
1952	Fort William	L 5-6
1947	Winnipeg	L 5-6

**December 7 (5-2-0)**

YEAR	OPPONENT	SCORE
2001	at Denver	W 2-1
1985	Wisconsin	W 6-2
1980	at U.S. International	W 10-4
1957	Michigan Tech	L 1-3
1956	St. Boniface	W 8-1
1951	Fort William	W 9-3
1950	Fort William	L 0-2

## Goal Breakdown

	MN	OPP
5-on-5	34	24
5-on-4	23	11
5-on-6	2	2
4-on-5	1	4
4-on-4	2	1
5-on-3	0	1
4-on-3	1	1
Power Play	24	13
Shorthanded	1	4
Empty Net	2	2
First Minute of Game	1	0
First 2 Minutes of Game	1	1
First 5 Minutes of Game	4	3
First 10 Minutes of Game	8	6
First Goal of Game	6	9
First Minute of Period	4	1
Last Minute of Period	4	7
Last Minute of Game	4	3
Last 5 Minutes of Game	5	5
To Tie Game – Last 5 Minutes	1	1
To Win Game – Last 5 Minutes	0	0
Unassisted	4	6
One Assist	16	13
Two Assists	43	29
Home	33	23
Road	23	22
Neutral	7	2
Overtime	0	0

### GOAL SCOREDAFTER OPPONENTS' GOAL

	MN	OPP
Less Than One Minute	3	1
One To Three Minutes	5	6
Three To Five Minutes	4	0

## NHL Draft Choices

Player	NHL Team	Pick (Rd)
P.J. Atherton	Tampa Bay	170th (6th)
Keith Ballard	Buffalo	11th (1st)
Matt DeMarchi	New Jersey	57th (2nd)
Mike Erickson	Minnesota	72nd (3rd)
Matt Koalska	Nashville	154th (5th)
Joey Martin	Chicago	193rd (6th)
Paul Martin	New Jersey	62nd (2nd)
Grant Potulny	Ottawa	157th (5th)
Andy Sertich	Pittsburgh	136th (5th)
Troy Riddle	St. Louis	129th (4th)
Barry Tallackson	New Jersey	53rd (2nd)
Dan Welch	Los Angeles	245th (8th)

## Multiple-Point Games (season/career)

Player (Games)	Last Time	Record
Paul Martin (7/24)	11/23/02 vs. MTU (1g, 1a)	6-0-1/21-1-2
Troy Riddle (6/27)	11/29/02 vs. MSU (2a)	3-0-3/23-1-3
Thomas Vanek (6/6)	11/29/02 vs. MSU (3g, 1a)	4-0-2/4-0-2
Keith Ballard (4/7)	11/9/02 vs. MSUM (2a)	3-0-1/6-0-1
Matt Koalska (3/18)	11/29/02 vs. MSU (1g, 1a)	2-0-1/16-1-1
Gino Guyer (2/2)	10/25/02 at MTU (2g)	1-0-1/1-0-1
Tyler Hirsch (2/2)	10/26/02 at MTU (2a)	1-0-1/1-0-1
Nick Anthony (1/11)	11/9/02 vs. MSUM (2a)	1-0-0/9-1-0
Judd Stevens (1/4)	11/15/02 vs. C.C. (1g, 1a)	0-1-0/3-1-0
Jon Waibel (1/2)	11/1/02 vs. UAH (3g)	1-0-0/2-0-0
Jerrid Reinholz (1/1)	11/1/02 vs. UAH (3a)	1-0-0/1-0-0
Chris Harrington (1/1)	11/22/02 vs. MTU (2a)	1-0-0/1-0-0
Grant Potulny (0/15)	4/4/02 vs. Michigan (2g)	0-0-0/11-3-1
Matt DeMarchi (0/4)	2/15/02 vs. C.C. (1g, 1a)	0-0-0/3-1-0
Barry Tallackson (0/3)	3/16/02 vs. DU (2a)	0-0-0/2-1-0
Dan Welch (0/3)	3/9/02 vs. UND (1g, 1a)	0-0-0/3-0-0
Mike Erickson (0/1)	10/26/01 vs. Colgate (2a)	0-0-0/1-0-0

## Multiple-Goal Games (season/career)

Player (Games)	Last Time	Record
Troy Riddle (3/7)	11/9/02 vs. MSUM (2g)	2-0-1/6-0-1
Thomas Vanek (3/3)	11/29/02 vs. Michigan State (3g)	2-0-1/2-0-1
Paul Martin (2/2)	11/9/02 vs. MSUM (2g)	1-0-1/1-0-1
Jon Waibel (1/1)	11/1/02 vs. UAH (3g)	1-0-0/1-0-0
Gino Guyer (1/1)	10/25/02 at MTU (2g)	1-0-0/1-0-0
Grant Potulny (0/5)	4/4/02 vs. Michigan (2g)	0-0-0/5-0-0
Nick Anthony (0/2)	2/15/02 vs. CC (2g)	0-0-0/1-1-0
Matt Koalska (0/1)	10/27/01 vs. Colgate (2g)	0-0-0/1-0-0
Keith Ballard (0/1)	1/26/01 vs. Denver (2g)	0-0-0/1-0-0
Barry Tallackson (0/1)	2/8/02 at UND (2g)	0-0-0/1-0-0
Dan Welch (0/1)	2/18/00 at MTU (2g)	0-0-0/1-0-0

## Career Shutouts

Player	Record
Justin Johnson (1, 1 Home)	10/27/01 vs. Colgate (9-0, 28 sv)

## Career 3+ Point Games

Player	3pts	4pts	5pts	6pts	Total
Troy Riddle	8	3	0	0	11
Matt Koalska	4	1	0	0	5
Paul Martin	4	0	0	0	4
Grant Potulny	4	0	0	0	4
Nick Anthony	3	0	0	0	3
Keith Ballard	0	2	0	0	2
Thomas Vanek	0	1	0	1	2
Jon Waibel	1	0	0	0	1
Jerrid Reinholz	1	0	0	0	1

## Career Hat Tricks

Player	Date
Thomas Vanek	11/29/02 vs. Michigan State (3-1--4)
Thomas Vanek	11/1/02 vs. Alabama-Huntsville (3-3--6)
Troy Riddle	11/1/02 vs. Alabama-Huntsville (3-1--4)
Jon Waibel	11/1/02 vs. Alabama-Huntsville (3-0--3)
Grant Potulny	1/20/01 at Wisconsin (3-0--3)

## Month-By-Month

No.	Player	Oct.	Nov.	Dec.	Jan.	Feb.	March	April
2	Peter Kennedy	0-0--0 (2)	0-1--1 (4)	0-0--0 (1)				
3	Chris Harrington	0-1--1 (5)	2-3--5 (9)	0-0--0 (1)				
4	P.J. Atherton	0-0--0 (2)	1-0--1 (5)	-----				
5	Jon Waibel	0-1--1 (5)	3-0--3 (4)	0-0--0 (1)				
6	Judd Stevens	1-2--3 (5)	1-2--3 (9)	0-0--0 (1)				
7	Gino Guyer	5-1--6 (5)	1-3--4 (9)	0-0--0 (1)				
9	Andy Sertich	0-3--3 (4)	1-0--1 (9)	0-0--0 (1)				
10	Paul Martin	2-4--6 (5)	3-11--14 (9)	0-0--0 (1)				
11	Dan Welch	1-1--2 (5)	3-2--5 (8)	0-0--0 (1)				
13	Keith Ballard	1-9--10 (5)	1-4--5 (9)	1-0--1 (1)				
14	Chad Roberg	-----	-----	-----				
15	Mike Erickson	0-0--0 (4)	0-0--0 (6)	0-0--0 (1)				
16	Nick Anthony	0-0--0 (5)	1-2--3 (9)	0-0--0 (1)				
17	Garrett Smaagaard	-----	0-1--1 (6)	-----				
18	Grant Potulny	0-0--0 (1)	-----	-----				
19	Matt DeMarchi	0-1--1 (5)	3-1--4 (9)	0-0--0 (1)				
20	Joey Martin	0-0--0 (1)	1-1--2 (3)	-----				
21	Troy Riddle	5-4--9 (5)	7-8--15 (9)	0-0--0 (1)				
23	Tyler Hirsch	1-4--5 (5)	0-1--1 (7)	0-0--0 (1)				
24	Matt Koalska	2-2--4 (5)	3-8--11 (9)	0-0--0 (1)				
25	Jerrid Reinholz	0-0--0 (3)	0-3--3 (4)	-----				
26	Thomas Vanek	3-2--5 (5)	9-8--17 (9)	0-1--1 (1)				
27	Barry Tallackson	0-1--1 (4)	0-0--0 (1)	0-0--0 (1)				
28	Brett MacKinnon	0-0--0 (1)	0-2--2 (8)	-----				
29	Jake Fleming	0-0--0 (3)	1-3--4 (7)	0-0--0 (1)				
31	Travis Weber	1-1-0, 3.21, .849	3-1-2, 2.28, .907	0-1-0, 2.02, .938				
33	Justin Johnson	1-0-2, 3.38, .880	2-1-0, 4.00, .854	-----				

## WCHA Freshmen Scoring

Rk.	Team	Fr. Scoring	Leader
1.	Minnesota	23-28--51	Thomas Vanek (12-11--23)
2.	Colorado College	23-27--50	Brett Sterling (10-5--15)
3.	Alaska Anchorage	15-24--39	Ales Parez (2-11--13)
4.	Wisconsin	12-22--34	Tom Gilbert (2-9--11)
5.	North Dakota	13-20--33	Zach Parise (11-18--29)
6.	Michigan Tech	10-17--27	Chris Conner (5-10--15)
7.	St. Cloud State	11-13--24	Tim Conboy (3-7--10)
8.	Denver	6-10--16	Gabe Gauthier (5-6--11)
	Minnesota-Duluth	2-14--16	Tim Stapleton (2-11--13)
10.	MSU, Mankato	5-6--11	Brock Becker (3-2--5)

## WCHA's Most Productive Classes

Rk.	Team (# in class)	Total
1.	North Dakota Sophomores (10)	33-49--82
2.	Minnesota Juniors (7)	30-42--72
3.	Colorado College Seniors (5)	23-44--67
4.	Denver Seniors (6)	23-41--64
5.	Colorado College Juniors (5)	23-40--63
6.	Minnesota Freshmen (7)	23-28--51
	Minnesota State Sophomores (8)	14-37--51
8.	Colorado College Freshmen (7)	23-27--50
9.	Denver Juniors (6)	22-27--49
	St. Cloud State Seniors (4)	10-30--49

## WCHA Defensemen Goal Scoring


Rk.	Team	Goals	Leader
1.	Colorado College	18	Tom Preissing (11)
2.	Minnesota	16	Paul Martin (5)
3.	Denver	9	Aaron MacKenzie (4)
4.	Wisconsin	8	Mark Jackson (4)
	North Dakota	8	Two tied at 4
6.	Michigan Tech	6	Two tied at 2
7.	St. Cloud State	5	Tim Conboy (3)
8.	Alaska Anchorage	4	Matt Hanson (4)
	Minnesota-Duluth	4	Neil Petruic (3)
	MSU, Mankato	4	Peter Runkel (2)

## WCHA's Least Productive Classes

Rk.	Team (# in class)	Total
1.	Michigan Tech Seniors (3)	1-3--4
2.	Alaska Anchorage Seniors (5)	3-3--6
3.	Minnesota Seniors (2)	4-4--8
4.	Alaska Anchorage Sophomores (4)	6-3--9
5.	Minnesota State Freshmen (6)	5-6--11
	Colorado College Sophomores (3)	3-8--11
	Alaska Anchorage Juniors (4)	0-11--11
8.	Minnesota-Duluth Freshmen (4)	2-14--16
	Wisconsin Juniors (6)	6-10--16
	Denver Freshmen (4)	6-10--16

## Stats By Class

	G-A--Pts	P/M	PP	SH	GW
Senior (2)	4-4--8	11/33	1	0	1
Junior (7)	30-42--72	26/52	14	1	4
Sophomore (8)	6-27--33	26/66	2	0	1
Freshman (7)	23-28--51	29/66	7	0	1



## #31 Travis Weber

Sophomore • Goaltender  
5-11 • 192  
Hibbing, Minn.  
U.S. National Development Team



## #33 Justin Johnson

Sophomore • Goaltender  
5-10 • 188  
Ham Lake, Minn.  
Lincoln Stars - USHL

Date	Opp.	H/A/N	Score	Min.	GA	SVS	Note
10/5/01	UND	A	W 7-5	40:00	1	13	*Relieved Hauser
10/19/01	BSU	H	W 7-1	60:00	2	20	*1st start
11/3/01	MTU	A	T 5-5	17:05	4	9	Relieved by Hauser
12/29/01	Prov.	H	W 6-1	60:00	1	24	*Mariucci Tourney Champ.
1/6/02	UND	H	W 2-1	60:00	1	21	*
1/11/02	Wis.	A	L 3-8	20:00	3	1	Relieved Hauser
1/19/02	UAA	A	W 5-2	60:00	2	20	*
1/26/02	DU	H	W 6-1	60:00	1	22	*
2/1/02	UMD	A	L 2-5	29:25	4	13	*Relieved by Hauser
2/15/02	CC	H	L 5-6	49:39	6	24	*Relieved by Johnson
10/12/02	OSU	N	W 7-2	60:00	2	21	*at Xcel Energy Center
10/19/02	UNH	A	L 1-3	59:30	3	20	*
10/25/02	MTU	A	W 5-4	30:08	3	4	Relieved by Johnson
11/1/02	UAH	H	W 12-1	60:00	1	17	*
11/8/02	MSUM	A	L 2-3	58:46	3	17	*
11/16/02	CC	H	T 2-2	65:00	2	30	*
11/22/02	MTU	H	W 4-2	60:00	2	32	*
11/23/02	MTU	H	W 2-1	60:00	1	15	*
11/29/02	MSU	H	T 5-5	65:00	5	25	*
12/1/02	MICH	H	L 1-3	59:28	2	30	* ENG in final minute

\*Earned decision

Date	Opp.	H/A/N	Score	Min.	GA	SVS	Note
10/27/01	Colg.	H	W 9-0	60:00	0	28	*1st career shutout
11/10/01	MSUM	H	W 4-2	60:00	2	31	*
11/17/01	UMD	H	W 5-3	23:36	3	4	Relieved by Hauser
2/8/02	UND	A	W 6-4	60:00	4	29	*
2/9/02	UND	A	W 4-3	20:24	3	7	Relieved by Hauser
2/15/02	CC	H	L 5-6	9:31	0	0	Relieved Weber
10/18/02	UNH	A	T 5-5	65:00	5	27	*
10/25/02	MTU	A	W 5-4	29:52	1	15	*Relieved Weber
10/26/02	MTU	A	T 3-3	65:00	3	24	*
11/2/02	UAH	H	W 4-2	60:00	2	18	*
11/9/02	MSUM	A	W 7-4	60:00	4	28	*
11/15/02	CC	H	L 3-7	59:53	6	24	*

\*Earned decision

### Goalie Breakdown

Career - Home	GP-GS	W-L-T	GA	GAA	SV	SV%	SO
Travis Weber	11-11	7-2-2	24	2.19	260	.915	0
Justin Johnson	6-5	3-1-0	13	2.86	105	.890	1
<b>Total</b>	<b>17-16</b>	<b>10-3-2</b>	<b>37</b>	<b>2.38</b>	<b>365</b>	<b>.908</b>	<b>1</b>

Career - Away/Neut.	GP-GS	W-L-T	GA	GAA	SV	SV%	SO
Travis Weber	9-6	3-3-0	25	4.00	118	.825	0
Justin Johnson	7-5	3-0-2	20	4.00	130	.867	0
<b>Total</b>	<b>16-11</b>	<b>6-3-2</b>	<b>45</b>	<b>4.00</b>	<b>248</b>	<b>.846</b>	<b>0</b>

### Record When...

#### Minnesota Scores 3 or more:

Travis Weber	8-1-1
Justin Johnson	6-1-2

#### Minnesota Scores 2 or less:

Travis Weber	2-4-1
Justin Johnson	0-0-0


#### Opponent Scores 3 or more:

Travis Weber	1-5-1
Justin Johnson	3-1-2


#### Opponent Scores 2 or less:

Travis Weber	9-0-1
Justin Johnson	3-0-0

Stats By Period	First Period	Second Period	Third Period
Travis Weber	3.19, .858	2.82, .888	2.49, .903
Justin Johnson	3.25, .871	3.08, .831	2.27, .912



Sophomores Travis Weber (above) and Justin Johnson (below)





## Scoring Breakdown (By Period)

Player	1st	2nd	3rd/OT	Total
Nick Anthony	0-1--1	0-1--1	1-0--1	1-2--3
P.J. Atherton	1-0--1	0-0--0	0-0--0	1-0--1
Keith Ballard	0-1--1	1-6--7	2-6--8	3-13--16
Matt DeMarchi	0-0--0	0-1--1	3-1--4	3-2--5
Mike Erickson	0-0--0	0-0--0	0-0--0	0-0--0
Jake Fleming	0-0--0	1-2--3	0-1--1	1-3--4
Gino Guyer	1-2--3	1-0--1	4-2--6	6-4--10
Chris Harrington	1-1--2	1-1--2	0-2--2	2-4--6
Tyler Hirsch	0-1--1	0-4--4	1-0--1	1-5--6
Peter Kennedy	0-1--1	0-0--0	0-0--0	0-1--1
Matt Koalska	2-2--4	3-3--6	0-5--5	5-10--15
Brett MacKinnon	0-0--0	0-2--2	0-0--0	0-2--2
Joey Martin	0-0--0	1-0--1	0-1--1	1-1--2
Paul Martin	1-3--4	2-7--9	2-5--7	5-15--20
Grant Potulny	0-0--0	0-0--0	0-0--0	0-0--0
Jerrid Reinholz	0-2--2	0-1--1	0-0--0	0-3--3
Troy Riddle	2-1--3	8-4--12	2-7--9	12-12--24
Andy Sertich	0-1--1	1-0--1	0-2--2	1-3--4
Garrett Smaagaard	0-0--0	0-0--0	0-1--1	0-1--1
Judd Stevens	0-1--1	2-2--4	0-1--1	2-4--6
Barry Tallackson	0-1--1	0-0--0	0-0--0	0-0--0
Thomas Vanek	1-2--3	3-6--9	8-3--11	12-11--23
Jon Waibel	2-1--3	1-0--1	0-0--0	3-1--4
Dan Welch	1-0--1	1-2--3	2-1--3	4-3--7

## A Comparison...

Players	Totals (2001-02 totals)	Diff.
Troy Riddle	12-12--24 (7-8--15)	+9
Keith Ballard	3-13--16 (4-8--12)	+4
Matt DeMarchi	3-2--5 (1-2--3)	+2
Paul Martin	5-15--20 (3-16--19)	+1
Joey Martin	1-1--2 (0-1--1)	+1
Jon Waibel	3-1--4 (2-2--4)	--
Garrett Smaagaard	0-1--1 (0-1--1)	--
Brett MacKinnon	0-2--2 (1-1--2)	--
Jake Fleming	1-3--4 (2-3--5)	-1
Matt Koalska	5-10--15 (6-11--17)	-2
Judd Stevens	2-4--6 (0-9--9)	-3
Mike Erickson	0-0--0 (1-2--3)	-3
Nick Anthony	1-2--3 (4-3--7)	-4
Barry Tallackson	0-1--1 (6-2--8)	-7
Grant Potulny	0-0--0 (5-7--12)	-12

## Month-By-Month

Month	Home	Away	WCHA	Overall
October	0-0-0	1-1-2	1-0-1	2-1-2
November	4-1-2	1-1-0	3-2-1	5-2-2
December	0-1-0	0-0-0	0-0-0	0-1-0
January	0-0-0	0-0-0	0-0-0	0-0-0
February	0-0-0	0-0-0	0-0-0	0-0-0
March	0-0-0	0-0-0	0-0-0	0-0-0
April	0-0-0	0-0-0	0-0-0	0-0-0
<b>Totals</b>	<b>4-2-2</b>	<b>2-2-2</b>	<b>4-2-2</b>	<b>7-4-4</b>

Month	GF	GA	PP	PK
October (5 games)	4.2	3.4	29.3	77.8
November (9)	4.6	3.0	22.2	83.3
December (1)	1.0	3.0	0.0	50.0
January	--	--	--	--
February	--	--	--	--
March	--	--	--	--
April	--	--	--	--
<b>Totals</b>	<b>4.2</b>	<b>3.1</b>	<b>24.2</b>	<b>80.3</b>

## Minnesota's Pride On Ice

### 81 Years of Golden Gopher Hockey

- 1,412-808-128 all-time record (.629)
- 4 NCAA Championships (1974-76-79-2002)
- 26 NCAA Tournament Appearances
- 17 NCAA Final Four Appearances
- NCAA record 13 consecutive tournament appearances (1984-97)
- 10 WCHA Championships
- 11 WCHA Playoff Championships
- 4 Hobey Baker Award winners
- 34 First-Team All-Americans

### All-Time Coaching Wins

1. Doug Woog (1985-99)	389
2. John Mariucci (1952-56, 56-66)	197
3. Brad Buetow (1979-85)	172
4. Herb Brooks (1972-79)	167
5. Larry Armstrong (1935-47)	123
<b>Don Lucia</b>	<b>86</b>

### All-Time Points Leader

1. John Mayasich (1951-55)	298
2. Pat Micheletti (1982-86)	269
3. Corey Millen (1982-87)	241
4. Butsy Erickson (1979-83)	238
5. Larry Olimb (1988-92)	218
<b>Troy Riddle</b>	<b>101</b>

### All-Time Goaltender Wins

1. Adam Hauser (1998-2002)	83
2. Robb Stauber (1986-89)	73
3. John Blue (1984-87)	64
4. Jeff Stolp (1988-92)	56
5. Steve DeBus (1995-98)	54
<b>Travis Weber</b>	<b>10</b>

## Home vs. Away

Home	Record	Away	1st Game	2nd Game	
4-2-2	Record	2-2-2	2-2-0	Record	2-0-2
4.1	Goals For	3.8	3.5	Goals For	3.5
2.9	Goals Against	3.7	4.0	Goals Against	2.5
15.2	Power-Play	28.6	21.7	Power-Play	29.6
84.8	Penalty Kill	71.9	70.6	Penalty Kill	91.3
40.6	Shots For	36.3	33.0	Shots For	33.8
26.8	Shots Against	26.2	27.0	Shots Against	26.8

## Series Comparison

## Minnesota's Fastest Goals

### To Start a Game

0:12 Chris Harrington vs. Alabama-Huntsville, Nov. 2 (1st, 4-2 win)

### To Start a Period

0:12 Chris Harrington vs. Alabama-Huntsville, Nov. 2 (1st, 4-2 win)  
 0:36 Troy Riddle vs. Alabama-Huntsville, Nov. 1 (3rd, 12-1 win)  
 0:41 Dan Welch at Minnesota State, Nov. 8 (3rd, 3-2 loss)  
 0:48 Troy Riddle vs. Ohio State, Oct. 12 (2nd, 7-2 win)  
 1:14 Gino Guyer at Michigan Tech, Oct. 25 (3rd, 5-4 win)  
 1:16 Matt Koalska vs. Alabama-Huntsville, Nov. 1 (2nd, 12-1 win)  
 1:25 Nick Anthony vs. Alabama-Huntsville, Nov. 2 (3rd, 4-2 win)  
 2:01 Gino Guyer at Michigan Tech, Oct. 26 (3rd, 3-3 tie)


**GAME 1** Ohio State 2  
MINNESOTA 7

Oct. 12, 2002  
Xcel Energy Center  
St. Paul, Minn.

Scoring	1	2	3	OT	F
Ohio State	0	0	2	-	2
Minnesota	1	3	3	-	7

1ST PERIOD — **Minn:** Vanek (Tallackson, Koalska), 7:49.  
2ND PERIOD — **Minn:** Riddle (unassisted), 0:48; **Minn:** Welch (Ballard, Riddle), 14:58, ppg; **Minn:** Koalska (Vanek, Hirsch), 17:02, ppg.  
3RD PERIOD — **Minn:** Ballard (P. Martin, Koalska), 7:09, ppg; **Minn:** Hirsch (Ballard, Harrington), 8:38, ppg; **Minn:** Guyer (P. Martin, Ballard), 10:20, ppg; **OSU:** Umberger (unassisted), 11:01; **OSU:** Spector (unassisted), 17:40.

**Shots on Goal:** Ohio State 4-8-11--23, Minnesota 20-19-12--51  
**Power Plays:** Ohio State 0-6, Minnesota 5-11  
**Goalies:** Ohio State: Betz (51 shots, 44 svcs), Minnesota: Weber (23 shots, 21 svcs)  
**Penalties:** Ohio State 14-28, Minnesota 10-31  
**Att:** 15,204



Keith Ballard had the first of two four-point games in the season-opener against Ohio State on Oct. 12.

**GAME 2** MINNESOTA 5  
New Hampshire 5

Oct. 18, 2002  
Whittemore Center  
Durham, N.H.

Scoring	1	2	3	OT	F
Minnesota	3	2	0	0	5
New Hampshire	4	0	1	0	5

1ST PERIOD — **UNH:** Collins (Saviano, Aikins), 1:31, ppg; **Minn:** Riddle (Guyer, Ballard), 4:25, ppg; **UNH:** Hemingway (Abbott, Barker), ppg; **UNH:** Hemingway 2 (Prudden, Gare), 14:47; **Minn:** P. Martin (Sertich, Waibel), 16:00; **Minn:** Guyer (unassisted), 17:19; **UNH:** Horst (Gare, Hemingway), 18:34.  
2ND PERIOD — **Minn:** P. Martin 2 (Stevens, Riddle), 9:55, ppg; **Minn:** Riddle 2 (Ballard), 17:54.  
3RD PERIOD — **UNH:** Gare (Abbott, Hemingway), 6:14, ppg.  
OVERTIME — No Scoring.

**Shots on Goal:** Minnesota 9-14-9-2--34, New Hampshire 13-2-13-4--32  
**Power Plays:** Minnesota 2-6, New Hampshire 3-5  
**Goalies:** Minnesota: Johnson (32 shots, 27 svcs), UNH: Ayers (34 shots, 29 svcs)  
**Penalties:** Minnesota 9-26, New Hampshire 10-28  
**Att:** 6,501

**GAME 3** MINNESOTA 1  
New Hampshire 3

Oct. 19, 2002  
Whittemore Center  
Durham, N.H.

Scoring	1	2	3	OT	F
Minnesota	1	0	0	-	1
New Hampshire	1	2	0	-	3

1ST PERIOD — **UNH:** Martz (Hoppe, Scott), 2:59; **Minn:** Riddle (Vanek, P. Martin), 12:10.  
2ND PERIOD — **UNH:** Gare (Hemingway), 11:07, shg; **UNH:** Truelson (Saviano, Aikens), 18:31, ppg.  
3RD PERIOD — No Scoring.

**Shots on Goal:** Minnesota 14-10-21--45, New Hampshire 12-3-8--33  
**Power Plays:** Minnesota 0-7, New Hampshire 1-6  
**Goalies:** Minnesota: Weber (23 shots, 20 svcs), UNH: Ayers (45 shots, 44 svcs)  
**Penalties:** Minnesota 7-14, New Hampshire 8-16  
**Att:** 6,501

**GAME 4** MINNESOTA 5  
Michigan Tech 4

Oct. 25, 2002  
MacInnes Ice Arena  
Houghton, Mich.

Scoring	1	2	3	OT	F
Minnesota	0	2	3	-	5
Michigan Tech	2	1	1	-	4

1ST PERIOD — **MTU:** Perez (Pittis, Engelhardt), 15:43, ppg; **MTU:** Perez 2 (Brown), 18:34.  
2ND PERIOD — **Minn:** Vanek (Hirsch, Ballard), 4:16; **MTU:** Engelhardt (Radovich, Murphy), 10:08; **Minn:** Koalska (Ballard, Stevens), 13:52, ppg.  
3RD PERIOD — **Minn:** Guyer (Welch, Sertich), 1:14; **Minn:** Guyer 2 (Ballard, Riddle), 6:41, ppg; **MTU:** Conner (unassisted), 9:27, ppg; **Minn:** Vanek 2 (DeMarchi, Ballard), 14:34.

**Shots on Goal:** Minnesota 13-16-7--36, Michigan Tech 6-1-16--23  
**Power Plays:** Minnesota 2-8, Michigan Tech 2-4  
**Goalies:** Minnesota: Weber (30:08, 7 shots, 4 svcs), Johnson (29:52, 16 shots, 15 svcs), MTU: Ellsworth (59:43, 36 shots, 31 svcs)  
**Penalties:** Minnesota 4-8, Michigan Tech 8-27  
**Att:** 2,344

**GAME 5** MINNESOTA 3  
Michigan Tech 3

Oct. 26, 2002  
MacInnes Ice Arena  
Houghton, Mich.

Scoring	1	2	3	OT	F
Minnesota	0	2	1	0	3
Michigan Tech	1	1	1	0	3

1ST PERIOD — **MTU:** Engelhardt (Murphy, Pittis), 7:39.  
2ND PERIOD — **MTU:** Hartman (Anderson), 5:28; **Minn:** Riddle (Hirsch, P. Martin), 7:37, ppg; **Minn:** Stevens (Riddle, Hirsch), 11:29, ppg.  
3RD PERIOD — **Minn:** Guyer (Sertich), 2:01, ppg; **MTU:** Scott (Conner, Radovich), 16:44.  
OVERTIME — No Scoring.

**Shots on Goal:** Minnesota 14-13-12-1--40, Michigan Tech 8-10-5-4--27  
**Power Plays:** Minnesota 3-9, Michigan Tech 0-6  
**Goalies:** Minnesota: Johnson (27 shots, 24 svcs), MTU: Ellsworth (45 shots, 44 svcs)  
**Penalties:** Minnesota 7-14, Michigan Tech 10-20  
**Att:** 2,701

**GAME 6** Alabama-Huntsville 1  
 MINNESOTA 12

Nov. 1, 2002  
 Mariucci Arena  
 Minneapolis, Minn.

Scoring	1	2	3	OT	F
Alabama-Huntsville	0	0	1	-	1
Minnesota	2	5	5	-	12

1ST PERIOD — **Minn:** Waibel (Reinolz, Kennedy), 4:57; **Minn:** Waibel 2 (Reinholz, Stevens), 14:58.  
 2ND PERIOD — **Minn:** Koalska (Vanek, Riddle), 1:16; **Minn:** Vanek (Koalska), 10:56; **Minn:** Riddle (Vanek), 15:39; **Minn:** Riddle 2 (P. Martin, Koalska), 16:10; **Minn:** Waibel 3 (P. Martin, Reinholz), 17:47, shg.  
 3RD PERIOD — **Minn:** Riddle 3 (Vanek, Koalska), 0:36, ppg; **UAH:** Ross (Bushey, Schrieber), 10:53, ppg; **Minn:** DeMarchi (Fleming), 11:52, ppg; **Minn:** Vanek 2 (P. Martin), 13:34; **Minn:** Vanek 3 (unassisted), 19:15; **Minn:** Ballard (Guyer), 19:24.

**Shots on Goal:** Alabama-Huntsville 4-8-6--18, Minnesota 11-18-22--51  
**Power Plays:** Alabama-Huntsville 1-6, Minnesota 2-8  
**Goalies:** UAH: Byrne (40:00, 29 shots, 22 svcs), Munroe (20:00, 22 shots, 17 svcs); Minnesota: Weber (18 shots, 17 svcs)  
**Penalties:** Alabama-Huntsville 8-16, Minnesota 6-12  
**Att:** 10,058

**GAME 7** Alabama-Huntsville 2  
 MINNESOTA 4

Nov. 2, 2002  
 Mariucci Arena  
 Minneapolis, Minn.

Scoring	1	2	3	OT	F
Alabama-Huntsville	0	2	0	-	2
Minnesota	1	1	2	-	4

1ST PERIOD — **Minn:** Harrington (Koalska, P. Martin), 0:12.  
 2ND PERIOD — **UAH:** Brown (Funk), 15:56; **Minn:** Riddle (Ballard, P. Martin), 18:05, ppg; **UAH:** Ross (Zirnis), 19:18.  
 3RD PERIOD — **Minn:** Anthony (Vanek), 1:25; **Minn:** DeMarchi (J. Martin, Smaagaard), 5:45.

**Shots on Goal:** Alabama-Huntsville 5-8-7--20, Minnesota 24-17-15--56  
**Power Plays:** Alabama-Huntsville 0-3, Minnesota 1-7  
**Goalies:** UAH: Munroe (59:18, 56 shots, 52 svcs); Minnesota: Johnson (20 shots, 18 svcs)  
**Penalties:** Alabama-Huntsville 13-34, Minnesota 9-26  
**Att:** 10,031

**GAME 8** MINNESOTA 2  
 Minnesota State 3

Nov. 8, 2002  
 Midwest Wireless Center  
 Mankato, Minn.

Scoring	1	2	3	OT	F
Minnesota	0	1	1	-	2
Minnesota State	0	0	3	-	3

1ST PERIOD — No Scoring.  
 2ND PERIOD — **Minn:** Riddle (Ballard, P. Martin), 7:52, ppg.  
 3RD PERIOD — **Minn:** Welch (Vanek, Harrington), 0:41, ppg; **MSU:** Stevenson (Abel, Kisskeys), 6:24, ppg, 4x3; **MSU:** Joseph (Stevenson, Gerlach), 7:26; **MSU:** Paluczak (Gerlach, Thompson), 14:12.

**Shots on Goal:** Minnesota 11-12-14--37, MSU 5-6-9--20  
**Power Plays:** Minnesota 2-6, MSU 1-5  
**Goalies:** Minn: Weber (58:46, 20 shots, 17 svcs); MSU: Jensen (37 shots, 35 svcs)  
**Penalties:** Minnesota 9-18, MSU 10-20  
**Att:** 4,683

**GAME 9** MINNESOTA 7  
 Minnesota State 4

Nov. 9, 2002  
 Midwest Wireless Center  
 Mankato, Minn.

Scoring	1	2	3	OT	F
Minnesota	1	3	3	-	7
Minnesota State	0	2	2	-	4

1ST PERIOD — **Minn:** Atherton (Anthony, Hirsch), 2:31.  
 2ND PERIOD — **MSU:** Becker (Stevenson, Joseph), 4:43; **Minn:** J. Martin (P. Martin, Fleming), 8:53; **Minn:** P. Martin (Anthony, Johnson), 12:09; **Minn:** Riddle (Koalska, Vanek), 13:08, ppg; **MSU:** Abel (Joseph, Bourne), 16:31, ppg, 4x3.  
 3RD PERIOD — **MSU:** Stevenson (Becker, Forsythe), 1:02; **Minn:** P. Martin (Riddle, Ballard), 4:29, ppg; **Minn:** Vanek (Riddle, Ballard), 4:45, ppg; **MSU:** Bassett (Abel, Joseph), 15:39, ppg; **Minn:** Riddle (unassisted), 19:46, eng.

**Shots on Goal:** Minnesota 10-6-10--26, MSU 11-12-9--32  
**Power Plays:** Minnesota 3-6, MSU 2-6  
**Goalies:** Minn: Johnson (32 shots, 28 svcs); MSU: Jensen (25 shots, 19 svcs)  
**Penalties:** Minnesota 12-32, MSU 13-45  
**Att:** 5,084

**GAME 10** Colorado College 7  
 MINNESOTA 3

Nov. 15, 2002  
 Mariucci Arena  
 Minneapolis, Minn.

Scoring	1	2	3	OT	F
Colorado College	2	3	2	-	7
Minnesota	0	2	1	-	3

1ST PERIOD — **CC:** Clarke (Sertich, Canzanello), 17:12; **CC:** Preissing (Sejna, Clarke), 19:51, ppg, 5x3.  
 2ND PERIOD — **CC:** Sterling (Clarke, Sejna), 0:55, ppg; **CC:** Sejna (Petiot, Clarke), 6:48; **CC:** Slattengren (C. Stuart), 7:21; **Minn:** Stevens (Welch), 8:26; **Minn:** Sertich (MacKinnon, Fleming), 13:13.  
 3RD PERIOD — **Minn:** Vanek (Riddle, Stevens), 7:07; **CC:** Cullen (unassisted), 19:25, eng; **CC:** Polaski (Laux), 19:44.

**Shots on Goal:** Colorado College 16-7-8--31, Minnesota 6-12-9--27  
**Power Plays:** Colorado College 2-4, Minnesota 0-4  
**Goalies:** CC: McElhinney (27 shots, 24 svcs); Minn: Johnson (31 shots, 24 svcs)  
**Penalties:** Colorado College 4-8, Minnesota 4-8  
**Att:** 10,119

**GAME 11** Colorado College 2  
 MINNESOTA 2

Nov. 16, 2002  
 Mariucci Arena  
 Minneapolis, Minn.

Scoring	1	2	3	OT	F
Colorado College	2	0	0	0	2
Minnesota	0	1	1	0	2

1ST PERIOD — **CC:** Sejna (Sertich), 8:07; **CC:** Sejna 2 (Clarke), 12:14.  
 2ND PERIOD — **Minn:** Guyer (Vanek, DeMarchi), 9:56.  
 3RD PERIOD — **Minn:** Vanek (Koalska, Riddle), 13:55, ppg.

**Shots on Goal:** Colorado College 12-6-9-5--32, Minnesota 3-15-15-4--37  
**Power Plays:** Colorado College 0-7, Minnesota 1-4  
**Goalies:** CC: McElhinney (37 shots, 35 svcs); Minn: Weber (32 shots, 30 svcs)  
**Penalties:** Colorado College 7-14, Minnesota 8-16  
**Att:** 10,129

<b>GAME 12</b>	<b>Michigan Tech</b>	<b>2</b>
Nov. 22, 2002 Mariucci Arena Minneapolis, Minn.	<b>MINNESOTA</b>	<b>4</b>

<b>Scoring</b>	<b>1</b>	<b>2</b>	<b>3</b>	<b>OT</b>	<b>F</b>
Michigan Tech	1	1	0	-	2
Minnesota	2	1	1	-	4

1ST PERIOD — **Minn:** Koalska (Riddle, P. Martin), 8:14, ppg; **Minn:** Welch (Guyer, Harrington), 9:24; **MTU:** Engelhardt (Murphy, Werner), 19:02.  
 2ND PERIOD — **MTU:** Conner (Engelhardt), 1:50; **Minn:** Fleming (Harrington, MacKinnon), 3:14.  
 3RD PERIOD — **Minn:** DeMarchi (P. Martin), 19:39, eng.

**Shots on Goal:** Michigan Tech 7-15-12--34, Minnesota 14-8-10--32  
**Power Plays:** Michigan Tech 0-4, Minnesota 1-5  
**Goalies:** MTU: Ellsworth (59:43, 32 shots, 28 sv); Minn: Weber (34 shots, 32 sv)  
**Penalties:** Michigan Tech 7-14, Minnesota 6-12  
**Att:** 10,031

<b>GAME 15</b>	<b>Michigan</b>	<b>2</b>
Dec. 1, 2002 Mariucci Arena Minneapolis, Minn.	<b>MINNESOTA</b>	<b>1</b>

<b>Scoring</b>	<b>1</b>	<b>2</b>	<b>3</b>	<b>OT</b>	<b>F</b>
Michigan	1	1	1	-	2
Minnesota	0	1	0	-	1

1ST PERIOD — **Mich:** Richmond (Ebbett, Woodford), 6:33.  
 2ND PERIOD — **Minn:** Ballard (Vanek), 3:39; **Mich:** Helminen (Roemensky), 6:12, shg.  
 3RD PERIOD — **Mich:** Rogers (unassisted), 19:10, eng.

**Shots on Goal:** Michigan 10-7-16--33, Minnesota 12-16-11--39  
**Power Plays:** Michigan 1-2, Minnesota 0-4  
**Goalies:** Mich: Montoya (39 shots, 38 sv); Minn: Weber (59:28, 32 shots, 30 sv)  
**Penalties:** Michigan 7-14, Minnesota 5-10  
**Att:** 10,036

<b>GAME 13</b>	<b>Michigan Tech</b>	<b>1</b>
Nov. 23, 2002 Mariucci Arena Minneapolis, Minn.	<b>MINNESOTA</b>	<b>2</b>

<b>Scoring</b>	<b>1</b>	<b>2</b>	<b>3</b>	<b>OT</b>	<b>F</b>
Michigan Tech	1	0	0	-	1
Minnesota	0	0	2	-	2

1ST PERIOD — **MTU:** Conner (unassisted), 15:07, shg.  
 2ND PERIOD — No Scoring.  
 3RD PERIOD — **Minn:** P. Martin (Koalska), 9:09, ppg; **Minn:** Welch (P. Martin, Guyer), 9:38.

**Shots on Goal:** Michigan Tech 4-5-7--16, Minnesota 9-9-14--32  
**Power Plays:** Michigan Tech 0-4, Minnesota 1-8  
**Goalies:** MTU: Ellsworth (59:26, 32 shots, 30 sv); Minn: Weber (16 shots, 15 sv)  
**Penalties:** Michigan Tech 11-22, Minnesota 7-14  
**Att:** 10,089

<b>GAME 14</b>	<b>Michigan State</b>	<b>5</b>
Nov. 29, 2002 Mariucci Arena Minneapolis, Minn.	<b>MINNESOTA</b>	<b>5</b>

<b>Scoring</b>	<b>1</b>	<b>2</b>	<b>3</b>	<b>OT</b>	<b>F</b>
Michigan State	1	4	0	0	5
Minnesota	1	2	2	0	5

1ST PERIOD — **MSU:** Lalonde (Slater, Booth), 2:56; **Minn:** Koalska (Vanek), 8:17.  
 2ND PERIOD — **MSU:** Goldie (Liles, Markusen), 6:55, ppg; **Minn:** Harrington (Welch), 12:25, ppg; **MSU:** Booth (Slater, Fretter), 13:38; **Minn:** Vanek (P. Martin), 14:17; **MSU:** Falardeau (Radunske), 19:38; **MSU:** Booth 2 (Slater), 19:54.  
 3RD PERIOD — **Minn:** Vanek 2 (Koalska, Riddle), 13:03; **Minn:** Vanek 3 (Riddle), 16:42.

**Shots on Goal:** Michigan State 6-11-13-0--30, Minnesota 17-12-18-4--51  
**Power Plays:** Michigan State 1-3, Minnesota 1-6  
**Goalies:** MSU: Migliaccio (65:00, 51 shots, 46 sv); Minn: Weber (65:00, 30 shots, 25 sv)  
**Penalties:** Michigan State 7-14, Minnesota 4-8  
**Att:** 10,153

## 2002-03 Minnesota Schedule/Results

<u>Date</u>	<u>Opponent</u>	<u>Result</u>	<u>MN/OPP</u> <u>Rank</u>	<u>MN/OPP</u> <u>Shots</u>	<u>MN/OPP</u> <u>Power-Play</u>	<u>MN/OPP</u> <u>Penalties</u>	<u>Goaltender</u>	<u>Attend.</u>
10/12	vs. Ohio State*# (FSN)	W 7-2	1/15	51/23	5-11/0-6	10-31/14-28	Weber (1-0-0)	15,204
10/18	at New Hampshire* (FSN)	T 5-5 (ot)	1/3	34/32	2-6/3-5	9-26/10-28	Johnson (0-0-1)	6,501
10/19	at New Hampshire* (KSTC-45)	L 1-3	1/3	45/23	0-7/1-6	7-14/8-16	Weber (1-1-0)	6,501
10/25	at Michigan Tech	W 5-4	2/NR	36/23	2-8/2-4	4-8/8-27	Johnson (1-0-1)	2,344
10/26	at Michigan Tech	T 3-3 (ot)	2/NR	40/27	3-9/0-6	7-14/10-20	Johnson (1-0-2)	2,701
11/1	ALABAMA-HUNTSVILLE* (FSN)	W 12-1	4/NR	51/18	2-8/1-6	6-12/8-16	Weber (2-1-0)	10,058
11/2	ALABAMA-HUNTSVILLE*	W 4-2	4/NR	56/20	1-7/0-3	9-26/13-34	Johnson (2-0-2)	10,031
11/8	at MSU, Mankato (FSN)	L 2-3	3/NR	37/20	2-6/1-5	9-18/10-20	Weber (2-2-0)	4,683
11/9	at MSU, Mankato (KSTC-45)	W 7-4	3/NR	26/32	3-6/2-6	12-32/13-45	Johnson (3-0-2)	5,084
11/15	COLORADO COLLEGE (FSN)	L 3-7	8/7	27/31	0-4/2-4	4-8/4-8	Johnson (3-1-2)	10,119
11/16	COLORADO COLLEGE (KSTC-45)	T 2-2 (ot)	8/7	37/31	1-4/0-7	8-16/7-14	Weber (2-2-1)	10,129
11/22	MICHIGAN TECH (FSN)	W 4-2	9/NR	32/34	1-5/0-4	6-12/7-14	Weber (3-2-1)	10,031
11/23	MICHIGAN TECH (KSTC-45)	W 2-1	9/NR	32/16	1-8/0-4	7-14/11-22	Weber (4-2-1)	10,089
11/29	MICHIGAN STATE* (FSN)	T 5-5 (ot)	9/NR	51/30	1-6/1-3	4-8/7-14	Weber (4-2-2)	10,153
12/1	MICHIGAN* (FSN)	L 1-3	9/8	39/33	0-4/1-2	5-10/7-14	Weber (4-3-2)	10,036
12/6	at Wisconsin (FSN)							
12/7	at Wisconsin (FSN)							
12/27	YALE* (FSN)							
12/28	B.C./BOWLING GREEN* (KSTC-45)							
1/3	ST. CLOUD STATE (FSN)							
1/4	at St. Cloud State (FSN)							
1/10	NORTH DAKOTA (KSTC-45)							
1/11	NORTH DAKOTA (FSN)							
1/24	MSU, MANKATO (FSN)							
1/25	MSU, MANKATO (FSN)							
1/31	at Alaska Anchorage							
2/1	at Alaska Anchorage							
2/7	at Colorado College (FSN)							
2/8	at Colorado College (FSN)							
2/14	WISCONSIN (FSN)							
2/15	WISCONSIN (FSN)							
2/21	at Minnesota-Duluth (KSTC-45)							
2/22	at Minnesota-Duluth (FSN)							
2/28	DENVER (FSN)							
3/1	DENVER (FSN)							
3/7	at St. Cloud State (FSN)							
3/8	ST. CLOUD STATE (FSN)							
3/14-16	WCHA First Round							
3/20-22	WCHA Final Five							
3/28-30	NCAA Regionals							
4/10-12	NCAA Frozen Four							

\*Non-Conference

# Xcel Energy Center

The Automated ScoreBook  
 Minnesota Overall Team Statistics (as of Dec 02, 2002)  
 All games

Overall: 7-4-4    Conf: 4-2-2    Home: 4-2-2    Away: 2-2-2    Neut: 1-0-0

TEAM STATISTICS	MINN	OPP
-----		
SHOT STATISTICS.....		
Goals-Shot attempts.....	63-594	47-394
Shot pct.....	.106	.119
Goals/Game.....	4.2	3.1
Shots/Game.....	39.6	26.3
Assists.....	102	69
POWER PLAYS.....		
Goals-Power Plays.....	24-99	14-71
Conversion Percent.....	.242	.197
Shot Attempts.....	188	84
Shot Percent.....	.128	.167
GOAL BREAKDOWN.....		
Total Goals.....	63	47
Power Play.....	24	14
Short-handed.....	1	4
Empty net.....	2	2
Penalty.....	0	0
Unassisted.....	4	6
Overtime.....	0	0
Shootout.....	0	0
Delayed Penalty.....	0	0
PENALTIES.....		
Number.....	107	137
Minutes.....	249	320
Penalties/Game.....	7.1	9.1
Pen minutes/Game.....	16.6	21.3
Minor.....	102	130
Major.....	1	2
10-minute Misconduct.....	3	3
Game Misconduct.....	1	2
Gross Misconduct.....	0	0
Match.....	0	0
SHOOTOUTS (Made-Att).....	0-0	0-0
ATTENDANCE.....		
Total.....	80646	27814
Dates/Avg Per Date.....	8/10081	6/4636
Neutral Site #/Avg.....	1/15204	

GOALS BY PERIOD	1	2	3	OT	Total
-----					
Minnesota.....	12	26	25	0 -	63
Opponents.....	16	17	14	0 -	47

SAVES BY PERIOD	1	2	3	OT	Total
-----					
Minnesota.....	107	92	135	13 -	347
Opponents.....	175	171	174	11 -	531

The Automated ScoreBook  
 Minnesota Overall Individual Statistics (as of Dec 02, 2002)  
 All games

Overall: 7-4-4    Conf: 4-2-2    Home: 4-2-2    Away: 2-2-2    Neut: 1-0-0

## Name	-----SHOTS-----							----PENALTIES----				-----GOALS-----								
	GP	G	A	Pts	Shots	Pct	+/-	No-Min	Min	Maj	Oth	PP	SH	FG	GW	GTG	OT	HT	PN	UA
21 RIDDLE, Troy	15	12	12	24	66	.182	0	9-18	9	0	0	6	0	1	0	0	0	1	0	2
26 VANEK, Thomas	15	12	11	23	78	.154	0	9-18	9	0	0	2	0	1	1	2	0	2	0	1
10 MARTIN, Paul	15	5	15	20	38	.132	0	3-6	3	0	0	3	0	0	1	0	0	0	0	0
13 BALLARD, Keith	15	3	13	16	51	.059	0	12-32	11	0	1	1	0	0	0	0	0	0	0	0
24 KOALSKA, Matt	15	5	10	15	36	.139	0	7-14	7	0	0	3	0	1	0	0	0	0	0	0
7 GUYER, Gino	15	6	4	10	49	.122	0	1-2	1	0	0	3	0	0	0	0	0	0	0	1
11 WELCH, Dan	14	4	3	7	39	.103	0	5-10	5	0	0	2	0	0	2	0	0	0	0	0
3 HARRINGTON,Chris	15	2	4	6	41	.049	0	8-24	7	0	1	1	0	1	0	0	0	0	0	0
6 STEVENS, Judd	15	2	4	6	19	.105	0	1-2	1	0	0	1	0	0	0	0	0	0	0	0
23 HIRSCH, Tyler	13	1	5	6	22	.045	0	7-14	7	0	0	1	0	0	0	0	0	0	0	0
19 DEMARCHI, Matt	15	3	2	5	12	.250	0	13-37	11	1	1	1	0	0	0	0	0	0	0	0
5 WAIBEL, Jon	10	3	1	4	24	.125	0	2-4	2	0	0	0	1	1	1	0	0	1	0	0
29 FLEMING, Jake	11	1	3	4	16	.062	0	5-18	4	0	1	0	0	0	1	0	0	0	0	0
9 SERTICH, Andy	14	1	3	4	18	.056	0	2-4	2	0	0	0	0	0	0	0	0	0	0	0
16 ANTHONY, Nick	15	1	2	3	20	.050	0	4-8	4	0	0	0	0	0	1	0	0	0	0	0
25 REINHOLZ, Jerrid	7	0	3	3	11	.000	0	0-0	0	0	0	0	0	0	0	0	0	0	0	0
20 MARTIN, Joey	4	1	1	2	4	.250	0	2-4	2	0	0	0	0	0	0	0	0	0	0	0
28 MACKINNON, Brett	9	0	2	2	10	.000	0	2-4	2	0	0	0	0	0	0	0	0	0	0	0
4 ATHERTON, P.J.	7	1	0	1	7	.143	0	5-10	5	0	0	0	0	1	0	0	0	0	0	0
33 JOHNSON, Justin	6	0	1	1	0	.000	0	0-0	0	0	0	0	0	0	0	0	0	0	0	0
2 KENNEDY, Peter	7	0	1	1	6	.000	0	1-2	1	0	0	0	0	0	0	0	0	0	0	0
17 SMAAGAARD, Garrett	6	0	1	1	4	.000	0	0-0	0	0	0	0	0	0	0	0	0	0	0	0
27 TALLACKSON, Barry	6	0	1	1	10	.000	0	4-8	4	0	0	0	0	0	0	0	0	0	0	0
15 ERICKSON, Mike	11	0	0	0	11	.000	0	2-4	2	0	0	0	0	0	0	0	0	0	0	0
18 POTULNY, Grant	2	0	0	0	2	.000	0	0-0	0	0	0	0	0	0	0	0	0	0	0	0
TM TEAM	4	0	0	0	0	.000	0	3-6	3	0	0	0	0	0	0	0	0	0	0	0
Total.....	15	63	102	165	594	.106	0	107-249	102	1	4	24	1	6	7	2	0	4	0	4
Opponents.....	15	47	69	116	394	.119	-	137-320	130	2	5	14	4	9	4	2	0	0	0	6

## Name	---GOAL AVERAGE---			--SAVES--		----RECORD----				-----GOALS-----					
	GP-GS	Minutes	GA	Avg	Saves	Pct	W	L	T	Sho	PP	SH	EN	PEN	SOG
31 WEBER, Travis	10-10	577:52	24	2.49	211	.898	4	3	2	0	6	4	0	0	0
33 JOHNSON, Justin	6-5	339:45	21	3.71	136	.866	3	1	2	0	8	0	0	0	0
TM EMPTY NET	4-0	2:23	0	0.00	0	.000	0	0	0	0	0	0	2	0	0
Total.....	15-0	920:00	47	3.07	347	.885	7	4	4	0	14	4	2	0	0
Opponents.....	15-0	920:00	63	4.11	531	.897	4	7	4	0	24	1	2	0	0

**The Automated ScoreBook**  
**Minnesota Combined Team Statistics (as of Dec 02, 2002)**  
**Conference games**

DATE	OPPONENT	W/L	SCORE	ATTEND	RECORD:	OVERALL	HOME	AWAY	NEUTRAL
*Oct 25, 2002	at Michigan Tech	W	5-4	2344	ALL GAMES.....	( 4- 2- 2)	( 2- 1- 1)	( 2- 1- 1)	( 0- 0- 0)
*Oct 26, 2002	at Michigan Tech	T OT	3-3	2701	CONFERENCE.....	( 4- 2- 2)	( 2- 1- 1)	( 2- 1- 1)	( 0- 0- 0)
*Nov 08 2002	at Minnesota State	L	2-3	4683	NON-CONFERENCE.....	( 0- 0- 0)	( 0- 0- 0)	( 0- 0- 0)	( 0- 0- 0)
*Nov 09, 2002	at Minnesota State	W	7-4	5084					
*Nov 15, 2002	COLORADO COLLEGE	L	3-7	10119					
*Nov 16, 2002	COLORADO COLLEGE	T OT	2-2	10129					
*Nov 22, 2002	MICHIGAN TECH	W	4-2	10031					
*Nov 23, 2002	MICHIGAN TECH	W	2-1	10089					

TEAM STATISTICS	MINN	OPP
SHOT STATISTICS.....		
Goals-Shot attempts.....	28-267	26-215
Shot pct.....	.105	.121
Goals/Game.....	3.5	3.2
Shots/Game.....	33.4	26.9
POWER PLAYS.....		
Goals-Power Plays.....	13-50	7-40
Conversion Percent.....	.260	.175
Shot Attempts.....	89	44
Shot Percent.....	.146	.159
GOAL BREAKDOWN.....		
Power Play.....	13	7
Short-handed.....	0	1
Empty net.....	2	1
Penalty.....	0	0
Unassisted.....	1	3
Overtime.....	0	0
Shootout.....	0	0
Delayed Penalty.....	0	0
PENALTIES.....		
Number.....	57	70
Minutes.....	122	170
Penalties/Game.....	7.1	8.8
Pen minutes/Game.....	15.2	21.2
SHOOTOUTS (Made-Att).....	0-0	0-0

## INDIVIDUAL (by pts)	GP	SHOTS				Pct	--PEN--	GOALS	
		G	A	Pts	Shots			PP	SH
21 RIDDLE, Troy	8	4	7	11	29	.138	5-10	3	0
10 MARTIN, Paul	8	3	6	9	23	.130	3-6	2	0
26 VANEK, Thomas	8	5	3	8	34	.147	2-4	2	0
13 BALLARD, Keith	8	0	7	7	21	.000	5-10	0	0
7 GUYER, Gino	8	4	2	6	22	.182	1-2	2	0
11 WELCH, Dan	8	3	2	5	12	.250	3-6	1	0
24 KOALSKA, Matt	8	2	3	5	15	.133	5-10	2	0
6 STEVENS, Judd	8	2	2	4	12	.167	1-2	1	0
23 HIRSCH, Tyler	6	0	4	4	9	.000	4-8	0	0
19 DEMARCHI, Matt	8	1	2	3	7	.143	6-12	0	0
29 FLEMING, Jake	7	1	2	3	8	.125	4-16	0	0
9 SERTICH, Andy	8	1	2	3	8	.125	1-2	0	0
3 HARRINGTON, Chris	8	0	3	3	17	.000	3-6	0	0
16 ANTHONY, Nick	8	0	2	2	10	.000	4-8	0	0
28 MACKINNON, Brett	6	0	2	2	8	.000	0-0	0	0
4 ATHERTON, P.J.	4	1	0	1	3	.333	4-8	0	0
20 MARTIN, Joey	2	1	0	1	2	.500	1-2	0	0
33 JOHNSON, Justin	4	0	1	1	0	.000	0-0	0	0
15 ERICKSON, Mike	6	0	0	0	5	.000	1-2	0	0
2 KENNEDY, Peter	4	0	0	0	4	.000	0-0	0	0
18 POTULNY, Grant	1	0	0	0	0	.000	0-0	0	0
25 REINHOLZ, Jerrid	4	0	0	0	5	.000	0-0	0	0
17 SMAAGAARD, Garrett	4	0	0	0	4	.000	0-0	0	0
27 TALLACKSON, Barry	1	0	0	0	1	.000	1-2	0	0
5 WAIBEL, Jon	4	0	0	0	8	.000	1-2	0	0
TM TEAM	2	0	0	0	0	.000	2-4	0	0
Total.....	8	28	50	78	267	.105	57-122	13	0
Opponents.....	8	26	39	65	215	.121	70-170	7	1

## GOALTENDERS	GP	---GOAL AVERAGE---			--SAVES--			W	L	T
		Time	GA	EN	Avg	Save	Pct			
31 WEBER, Travis	5	273:54	11	0	2.41	98	.899	2	1	1
33 JOHNSON, Justin	4	214:45	14	0	3.91	91	.867	2	1	1
TM EMPTY NET	2	1:21	0	1	0.00	0	.000	0	0	0
Total.....	8	490:00	26	1	3.18	189	.883	4	2	2
Opponents.....	8	490:00	28	2	3.43	239	.902	2	4	2

ATTENDANCE SUMMARY	MINN	OPP
Total.....	40368	14812
Dates/Avg Per Date.....	4/10092	4/3703
Neutral Site #/Avg.....	0/0	

GOALS BY PERIOD	1	2	3	OT	Total
Minnesota.....	3	12	13	0	28
Opponents.....	9	8	9	0	26

SAVES BY PERIOD	1	2	3	OT	Total
Minnesota.....	60	54	66	9	189
Opponents.....	77	79	78	5	239



# MINNESOTA



## Golden Gopher

# MEN'S HOCKEY

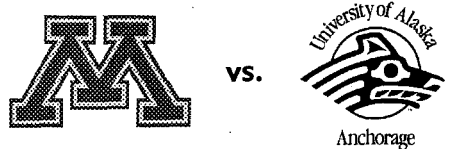
**MINNESOTA MEDIA RELATIONS**

Hockey contact: John Romo  
Assistant Media Relations Director  
Phone: 612.625.4090  
Fax: 612.625.0359  
email: romox001@umn.edu

Minnesota Athletic Media Relations, 516 15th Ave. SE, 244 Bierman Field Athletic Building, Minneapolis, Minn. 55455

[www.gophersports.com](http://www.gophersports.com)

January 28, 2003



**#7 MINNESOTA (12-6-7, 7-4-5)**  
at  
**Alaska Anchorage (1-16-7, 0-14-6)**

**Date:** Friday-Saturday, Jan. 31-Feb. 1, 2003  
**Location:** Anchorage, Alaska  
Sullivan Arena (6,406)  
**Time:** 10:05 p.m.  
**TV:** No Television  
**Radio:** WCCO 830  
Wally Shaver (play-by-play), Glen Sonmor (analyst)

**SERIES HISTORY**

**Series Record**  
Minnesota leads 28-10-4 (.714)

**In Minneapolis:** Minnesota leads 14-4-1 (.763)  
**In Anchorage:** Minnesota leads 14-6-3 (.674)  
**Neutral:** Never met on neutral ice

**First Meeting**  
Dec. 21, 1986 Minnesota 5 UAA 1

**Last Meeting**  
Jan. 19, 2002 Minnesota 5 UAA 2

**Last 10 Games**  
Minnesota leads 7-1-2

**Most Goals Scored by Minnesota**  
9 (9-5 win, Feb. 2, 1990)

**Largest Margin of Victory by Minnesota**  
+7 (7-0 win, Dec. 29, 1992)

**Most Goals Scored by Alaska Anchorage**  
7 (2 times, last 7-2 win, Dec. 18, 1993)

**Largest Margin of Victory by Alaska Anchorage**  
+5 (7-2 win, Dec. 18, 1993)

**Series Shutouts**  
Minnesota - 6, Alaska Anchorage - 1

**One-Goal Games**  
Alaska Anchorage leads 5-3

**Overtime Games**  
Tied 1-1-4

**WEEKEND STORYLINES**

- MN: four points out of third place
- MN: 3-0-1 in last four road games
- MN: six of next eight on the road
- UAA: school-record 23 game winless streak

**The Series**

Minnesota leads the all-time series vs. Alaska Anchorage by a 28-10-4 margin (.714). The two teams have met 23 times in Anchorage with Minnesota holding a 14-6-3 advantage (.674). Last year, the Golden Gophers tied and won in Sullivan Arena in Anchorage.

The Seawolves have swept Minnesota just once in Anchorage, Nov. 14-15, 1997. That is the only time the Golden Gophers have failed to capture at least one win.

**About Alaska Anchorage**

The Seawolves are mired in a 23-game winless streak. Alaska Anchorage defeated Alaska Fairbanks in its season opener, 4-2, on Oct. 11. This past weekend, the Seawolves were defeated by Michigan Tech in Houghton, Mich., 4-2 and 3-1. Five of the team's seven ties have occurred in Anchorage, including a 2-2 stalemate with Denver on Nov. 22.

**Lucia vs. Alaska Anchorage**

Don Lucia has a 41-24-8 career record vs. Alaska Anchorage, including a 5-1-2 mark with the Golden Gophers. Lucia was 21-3-2 vs. the Seawolves while head coach at Colorado College.

Lucia served as assistant coach with Alaska Anchorage from 1985-87.

**Last Year**

Minnesota held a 3-1 third-period lead thanks to a pair of power-play goals from John Pohl in the opener in Anchorage. Dallas Steward scored shorthanded and Steve Cygan scored with one second remaining in the contest to give the Seawolves a 3-3 tie.

After missing the opener, Jeff Taffe scored twice and added an assist in a 5-2 Minnesota win. Travis Weber stopped 20 of 22 shots in his only career appearance vs. Alaska Anchorage.


**MINNESOTA SCHEDULE**

Date	Opponent	Time/Result
Oct. 12	vs. OHIO STATE*#	W 7-2
Oct. 18	at New Hampshire*	T 5-5 (ot)
Oct. 19	at New Hampshire*	L 1-3
Oct. 25	at Michigan Tech	W 5-4
Oct. 26	at Michigan Tech	T 3-3 (ot)
Nov. 1	ALABAMA-HUNTSVILLE*	W 12-1
Nov. 2	ALABAMA-HUNTSVILLE*	W 4-2
Nov. 8	at MSU, Mankato	L 2-3
Nov. 9	at MSU, Mankato	W 7-4
Nov. 15	COLORADO COLLEGE	L 3-7
Nov. 16	COLORADO COLLEGE	T 2-2 (ot)
Nov. 22	MICHIGAN TECH	W 4-2
Nov. 23	MICHIGAN TECH	W 2-1
Nov. 29	MICHIGAN STATE*\$	T 5-5 (ot)
Dec. 1	MICHIGAN*\$	L 1-3
Dec. 6	at Wisconsin	W 3-0
Dec. 7	at Wisconsin	W 3-2
Dec. 9	TEAM ITALY^	W 4-2
Dec. 27	YALE*@	W 7-3
Dec. 28	BOSTON COLLEGE*@	W 2-1 (ot)
Jan. 3	ST. CLOUD STATE	L 3-4
Jan. 4	at St. Cloud State	T 3-3 (ot)
Jan. 10	NORTH DAKOTA	L 2-4
Jan. 11	NORTH DAKOTA	W 6-3
Jan. 17	U.S. UNDER 18 TEAM^	W 6-0
Jan. 24	MSU, MANKATO	T 2-2 (ot)
Jan. 25	MSU, MANKATO	T 4-4 (ot)
Jan. 31	at Alaska Anchorage	10:05 p.m.
Feb. 1	at Alaska Anchorage	10:05 p.m.
Feb. 7	at Colorado College	8:35 p.m.
Feb. 8	at Colorado College	8:05 p.m.
Feb. 14	WISCONSIN	7:05 p.m.
Feb. 15	WISCONSIN	7:05 p.m.
Feb. 21	at Minnesota-Duluth	7:05 p.m.
Feb. 22	at Minnesota-Duluth	7:05 p.m.
Feb. 28	DENVER	7:05 p.m.
March 1	DENVER	7:05 p.m.
March 7	at St. Cloud State	7:05 p.m.
March 8	ST. CLOUD STATE	7:05 p.m.
March 14-16	WCHA Playoffs	TBA
March 20-22	WCHA Final Five	TBA
March 27-29	NCAA Regionals	TBA
April 10-12	NCAA Frozen Four	TBA

% Hall of Fame Game, Xcel Energy Center  
\* Non-conference game  
^ Exhibition  
\$ College Hockey Showcase  
@ Dodge Holiday Classic  
Television Schedule located on page 13  
All times central.

## Record When...

Overall Record	12-6-7
WCHA Record	7-4-5
Home Record	7-4-4
Road Record	4-2-3
Neutral Site Record	1-0-0
Last 20 Games	10-5-5
Last 10 Games	5-2-3
Last 5 Games	1-1-3
Scoring A Power-Play Goal	10-1-6
Not Scoring A Power-Play Goal	1-4-1
Allowing A Power-Play Goal	5-4-5
Not Allowing A Power-Play Goal	6-1-2
Scoring A Short-Handed Goal	3-0-0
Allowing A Short-Handed Goal	1-3-0
10 Or More Penalties	2-0-2
Fewer Than 10 Penalties	9-5-5
More Penalties Than Opponent	0-0-1
Fewer Penalties Than Opponent	9-4-5
Same Amount Of Penalties	2-1-1
In One-Goal Games	4-2-0
In Two-Goal Games	2-2-0
In Three-Goal or More Games	5-1-0
In Overtime Games	1-0-7
Scoring 4 or More Goals	7-0-3
Scoring 3 or Fewer Goals	4-5-4
Scoring 3 or More Goals	9-3-5
Scoring 2 or Fewer Goals	2-2-2
Allowing 4 or More Goals	2-2-3
Allowing 3 or Fewer Goals	9-3-4
Scoring First Goal Of Game	8-2-2
Opponents Score First	3-3-5
Leading After One Period	6-2-2
Trailing After One Period	2-2-3
Tied After One Period	3-1-2
Scoring First Goal Of Second Period	6-3-3
Leading After Two Periods	8-2-2
Trailing After Two Periods	2-3-3
Tied After Two Periods	1-0-2
Scoring First Goal Of Third Period	8-2-4
Having 10-19 Shots On Goal	0-0-0
Having 20-29 Shots On Goal	1-1-0
Having 30-39 Shots On Goal	5-2-3
Having 40 or More Shots On Goal	5-2-4
Allowing 10-19 Shots On Goal	3-0-0
Allowing 20-29 Shots On Goal	3-2-3
Allowing 30-39 Shots On Goal	5-3-4
Allowing 40 or More Shots On Goal	0-0-0
Outshooting Opponent	8-4-7
Opponent Outshoots Minnesota	3-1-0
Shots Are Even	0-0-0
October	2-1-2
November	5-2-2
December	4-1-0
January	1-2-3
February	0-0-0
March	0-0-0
April	0-0-0
Tuesdays	0-0-0
Thursdays	0-0-0
Fridays	5-3-3
Saturdays	6-1-4
Sundays	0-1-0
Series Record	3-2-4
Games Following A Win	5-2-4
Games Following A Loss	3-0-2
Games Following A Tie	2-3-1



Frozen Four MVP Grant Potulny had two assists last weekend vs. Minnesota State. It was his first time on the ice since being injured in the season opener vs. Ohio State.

## News & Notes

### Golden Gophers and Mavericks Play to a Stalemate

Minnesota and Minnesota State skated to a pair of ties this past weekend at Mariucci Arena. In the opener, the Golden Gophers held a 1-0 lead until the second period when 19 of the game's 23 penalties were called. The Mavericks scored twice on a 5-on-3 in the final two minutes. In the third, sophomore Jerrod Reinholz scored the game-tying marker to make it 2-2.

In the rematch, Minnesota State scored with 26 seconds to play to steal a point in a 4-4 tie. The Golden Gophers rallied in the third period with goals from Keith Ballard and Jake Fleming, but could not hold the 4-3 lead.

Minnesota outshot MSU 83-51 in the series, but was just 1-for-13 on the power-play. The Mavericks were 4-for-9 with the man advantage.

### In the Standings

Minnesota is currently tied with St. Cloud State for fourth place in the WCHA, but the Golden Gophers have two games in hand on the Huskies. The Golden Gophers trail third-place Minnesota State by four points, but have four games in hand on the Mavericks. Minnesota has finished third in the WCHA in each of the past two seasons. The Golden Gophers have finished third or higher in the WCHA in 20 of the past 24 seasons.

### The Return of the General

Junior Grant Potulny made his triumphant return to the ice last weekend vs. Minnesota State. It took just 14:36 to pick up his first point on Friday night. He assisted on Troy Riddle's goal in the first period of the 2-2 tie. On Saturday, he also picked an early helper as he assisted on Tyler Hirsch's power-play goal at 17:35 of the first period of the 4-4 tie.

Potulny had missed just one game in his first two seasons with Minnesota and currently has career totals of 37 goals with 32 assists. Twenty-two of his 37 goals have come on the power-play. He led the NCAA in power-play goals as a freshman with 15.

Potulny placed his name among the legends of Golden Gopher hockey last April as he scored the game-winner in overtime vs. Maine in the NCAA Championship game. He finished the Frozen Four with three goals in two games and was named the tournament's most outstanding player. He has six goals in four NCAA Tournament games.

### On the Road Again

Minnesota will play only its fourth and fifth games on the road since Nov. 9. The Golden Gophers swept Wisconsin on Dec. 6-7 in Madison and tied St. Cloud State, 3-3, on Jan. 4. Minnesota currently has a four-game road unbeaten streak (3-0-1). The Golden Gophers are 4-1-2 on the road in league play this year and 12-4-5 (.690) dating back to last season. Minnesota finishes with seven of its last 12 games on the road.

### Koalska Sidelined

Junior center Matt Koalska recorded a career-high four assists in Minnesota's 6-3 win vs. North Dakota on Jan. 11. Two days later, Koalska underwent surgery to repair a hernia. He missed last weekend's series vs. Minnesota State and will not make the trip to Anchorage. He is expected to return for the Colorado College series on Feb. 7-8. Koalska played in 109 consecutive games before becoming the last junior to miss a game in his career.

He has 25 goals and 55 assists during his career, a total which ranks third on the team. This season, he has 5-18--23 which ranks fourth on the team. He has been centering the first line for the majority of the season.

### Fit to be Tied

With the two ties this past weekend, Minnesota is now 1-0-7 in overtime games this season. The eight overtime games rank sixth in school history, while the seven ties rank third. The 1998-99 Golden Gophers had a school record nine ties. The four home ties is the second-most in school history.

Since a 5-4 overtime loss vs. Maine in the NCAA East Regional in Worcester, Mass., on March 23, 2001, the Golden Gophers have gone 4-0-11 in overtime contests. That is the longest streak without a loss since the team went 10-0-10 from Dec. 30, 1971 to Nov. 7, 1975.

### How 'Bout Them Kids

This weekend's series will feature two of the most productive freshman classes in the WCHA. The Golden Gopher rookies rank second in the league behind Colorado College with 38-39--77. The Tigers' freshmen have 34-46--80. Despite the team's struggles, Alaska Anchorage's rookie class ranks third in the league with 24-40--64, one more point than North Dakota's freshmen.

Both Minnesota and Alaska Anchorage are led in scoring by one of their freshmen. The Golden Gophers are led by Thomas Vanek who has 19-15--34. The Seawolves are paced by Ales Parez with 5-15--20.

Vanek and Gino Guyer have combined for 27 goals, the best mark in the nation by a rookie duo. North Dakota's Zach Parise and Mike Prpich have combined for 24.

### A Familiar Face

Don Lucia will square off against his long-time former assistant John Hill this weekend. Prior to being named head coach at Alaska Anchorage last season, Hill spent two years as a Golden Gopher assistant from 2000-02. He was also Lucia's assistant in Colorado College from 1995-99. Hill is a former captain at Alaska Anchorage and ranks 10th on the school's all-time goal scoring list with 60. He played from 1979-84.

### Unsung Hero

Junior Jon Waibel has always been a fan favorite because of his hard work and determination, but has been in the shadow of his fellow classmates, such as Paul Martin, Troy Riddle and Grant Potulny. Despite missing five games with a broken hand, Waibel's 4-6--10 is already a career-high. He has 1-4--5 in six games this month, making January the most productive month of his career. He has never had more than three points in a single month. Against Alabama-Huntsville on Nov. 1, he collected three of his 10 career goals for his first career hat trick in a 12-1 win.

### On the Defensive

Offensive defensemen have been the norm for Minnesota during Don Lucia's tenure. This season, the Golden Gopher blueliners rank second in the WCHA with 22-53--75. Colorado College's defensemen have accounted for 26-70--96 in 26 games. Last Friday night vs. Minnesota State, Minnesota's defensemen were held without a point for the first time since Nov. 25, 2001. The blueliners were kept off the scoresheet in a 4-4 tie at Michigan State. That was a span of 54 games. The following is a breakdown of defensive scoring:

Colorado College:	26-70--96
Minnesota:	22-53--75
Denver:	15-47--62
North Dakota:	17-44--61
Minnesota State:	11-47--58
Michigan Tech:	11-36--47
St. Cloud State:	11-28--39
Wisconsin:	11-27--38
Minnesota-Duluth:	10-25--35
Alaska Anchorage:	7-20--27

### Pulling the Plug

Minnesota's power-play has struggled at Mariucci Arena this season. The power-play is clicking at just 14.6 percent (12-for-82) in the friendly confines. On the road, the power-play percentage improves to 27.6 percent (16-for-58).

In WCHA play, the power-play percentage is 13.0 percent (6-for-46), as

### THE LUCIA LEDGER

✓ Is in his fourth season as head coach of the Golden Gophers

✓ Has a 370-201-44 (.637) career record, including a 91-46-15 (.648) mark at Minnesota

✓ Led Minnesota to the 2002 NCAA Title in only his third season as head coach at the 'U'

✓ Led his teams to three NCAA Frozen Four appearances in the last seven years

✓ Named Spencer Penrose National Coach of the Year in 1994

✓ Led teams to eight NCAA Tournament appearances in the last nine years

✓ Has been named WCHA Coach of the Year three times during his career

✓ Led Colorado College to three straight WCHA Championships

✓ Has coached one Hobey Baker Award winner, 12 All-Americans, 35 All-WCHA players, 15 All-WCHA defensemen, six Hobey Baker Award finalists and five WCHA Defensive Players of the Year

### Lucia-Era Records

<b>Overall:</b>	90-45-15 (.648)
Home:	51-18-7 (.717)
Away:	32-21-8 (.590)
Neutral:	7-6-4 (.529)
<b>WCHA:</b>	55-31-12 (.622)
Home:	29-14-6 (.653)
Away:	26-17-6 (.592)
<b>One-Goal Games:</b>	24-19-0 (.558)
<b>Overtime Games:</b>	7-4-15 (.558)
<b>Scoring First:</b>	61-14-6 (.790)
<b>Opponent Scores First:</b>	29-31-9 (.486)
<b>Leading After Two Periods:</b>	71-6-5 (.896)
<b>Trailing After Two Periods:</b>	8-34-6 (.229)
<b>Tied After Two Periods:</b>	11-5-4 (.650)
<b>October:</b>	13-5-4 (.682)
<b>November:</b>	19-10-5 (.632)
<b>December:</b>	13-6-2 (.667)
<b>January:</b>	14-8-4 (.615)
<b>February:</b>	18-6-0 (.750)
<b>March:</b>	11-10-0 (.524)
<b>April:</b>	2-0-0 (1.000)

### Active Division I Coaches Career Wins

Coach (Teams)	Yrs	Wins	*Avg.
Jack Parker (BU)	29+	669	22.6
Jerry York (Clarkson-BGSU-BC)	30+	656	21.5
Rick Comley (LSSC-NMU-MSU)	29+	607	20.6
Red Berenson (Mich.)	18+	492	26.4
Doug Ross (Ohio, Kent, UAH)	23+	438	18.7
Mike Gilligan (Salem, Yale, Ver.)	25+	413	16.2
Craig Dahl (Bethel, UWRF, SCSU)	22+	374	16.6
Mike Sertich (UMD, MTU)	20+	373	18.3
<b>Don Lucia (UAF, CC, MN)</b>	<b>15+</b>	<b>369</b>	<b>23.9</b>

\* Average through 2001-02 season



## Around the WCHA

Team (Overall Record, win %)	GP	W	L	T	Pts
Colorado College (19-2-5, .827)	18	12	1	5	29
North Dakota (21-2-3, .865)	16	11	2	3	25
Minnesota State (10-7-9, .558)	20	8	5	7	23
<b>Minnesota (12-6-7, .620)</b>	16	7	4	5	19
St. Cloud State (12-9-3, .562)	18	8	7	3	19
Minnesota-Duluth (11-9-4, .542)	16	7	6	3	17
Denver (15-7-4, .654)	16	6	6	4	16
Michigan Tech (7-13-4, .375)	16	4	9	3	11
Wisconsin (8-15-3, .365)	16	2	11	3	7
Alaska Anchorage (1-16-7, .188)	20	0	14	6	6

### Last Week's Results

Wisconsin at Colorado College (CC 4-2/CC 5-0)  
 Alaska Anchorage at Michigan Tech (MTU 4-2/MTU 3-1)  
 Minnesota-Duluth at St. Cloud State (SCSU 3-2)  
 St. Cloud State at Minnesota-Duluth (UMD 3-1)

### This Week's Schedule

St. Cloud State at Michigan Tech  
 Minnesota-Duluth at Minnesota State  
 Wisconsin at Denver

### WCHA Offensive Player of the Week

Peter Sejna, F, Colorado College

### WCHA Defensive Player of the Week

Tom Preissing, D, Colorado College

### WCHA Rookie of the Week

Chris Conner, F, Michigan Tech

### USA Today/American Hockey Magazine Poll

1.	North Dakota (6)	239
2.	Maine (7)	237
3.	Colorado College (4)	232
4.	Cornell	206
5.	New Hampshire	183
6.	Boston College	155
7.	<b>Minnesota</b>	<b>141</b>
8.	Michigan	132
9.	Denver	97
10.	Ohio State	93

### USCHO.com Poll

1.	Maine (23)	577
2.	North Dakota (13)	556
3.	Colorado College (4)	533
4.	Cornell	486
5.	New Hampshire	435
6.	Boston College	369
7.	Michigan	333
8.	<b>Minnesota</b>	<b>324</b>
9.	Ferris State	250
10.	Ohio State	211



**Travis Weber** stopped 20 of 22 shots in his only appearance vs. Alaska Anchorage. Minnesota defeated the host Seawolves, 5-2, last year on Jan. 19.

compared to 33.3 percent on the road (15-for-45). In seven road games, the Golden Gophers have had two or more power-play goals in six of those contests.

### Different Night, Different Results

The Golden Gophers experienced a well-documented funk on Fridays last season, including a stretch last January in which Minnesota finished 0-4-1 in series openers and 5-0-0 in the rematches. Since the start of the 2001-02 season, Minnesota is 10-10-2 in WCHA series openers and 15-1-6 in the rematches. The lone loss occurred on Dec. 8, 2001 at Denver by the score of 4-3. Minnesota is 14-0-3 in its last 17 series finales.

### Bouncing Back

The Golden Gophers have not lost two games in a row since the end of the 2000-01 season, a span of 69 games. That total shatters the previous school record. Minnesota went 59 games without consecutive losses from Feb. 20, 1922 to Feb. 22, 1927. The last time the team dropped consecutive games was at the end of the 2000-01 season when the team lost to St. Cloud State, Colorado College and Maine, March 16-23, 2001. Since then, Minnesota is 11-0-3 in games following losses.

### Not Yet Full Strength

With the return of Grant Potulny, Minnesota is now just one man shy of a full roster. Matt Koalska is expected back next week for the series at Colorado College after undergoing surgery to repair a hernia. He is the last in a long line of Golden Gophers to be sidelined this season. In all, Minnesota has lost a total of 52 man-games due to injury. Potulny missed 22 games with the fractured ankle. Barry Tallackson missed 13 games, while Jerrid Reinholz missed nine. Jon Waibel missed five with a fractured hand. The Golden Gophers have not fielded their full lineup since the season opener vs. Ohio State on Oct. 12.

### The Man in Goal

Sophomore Travis Weber earned the starting job following Minnesota's series vs. Colorado College, Nov. 15-16. Weber has started 15 straight games since rotating with fellow sophomore Justin Johnson to begin the season. Weber is currently 9-5-5 and ranks fifth in the WCHA with a 2.58 gaa in league games.

Weber is currently 2-2-1 with a 2.52 gaa and .852 save percentage away from Mariucci Arena. He earned WCHA Defensive Player of the Week honors after Minnesota swept Wisconsin in Madison on Dec. 6-7. He recorded his first career shutout in the opener on 3-0.

Since making his last start on Nov. 15 vs. the Tigers, Johnson has made just two appearances in exhibition games. He stopped 16 of 18 shots in a 4-2 win vs. Team Italy on Dec. 9. He made 22 saves in a 6-0 win vs. the U.S. Under-18 Team on Jan. 17.

### Hats Off to the Thee

The Golden Gophers have four hat tricks on the year through 25 games

## Next Opponent:

at Colorado College

Date: Friday-Saturday, Feb. 7-8, 2003


Location: Colorado Springs, Colo.

Arena: Colorado Springs World Arena (7,343)

Time: 8:35 p.m. (Friday)/8:05 p.m. (Saturday)

Television: Fox Sports Net

Radio: KCCO 950 AM (Friday)/WCCO 830 AM (Saturday)



## The Friendly Confines

### Mariucci Arena

Opened in October, 1993

- The Golden Gophers were 18-4-0 (.804) at Mariucci Arena last season and 32-8-1 (.793) over the past two seasons.
- Minnesota is 126-50-17 (.697) all-time at Mariucci Arena.
- The 1995-96 squad went 19-2-0 (.905) at home.
- Seating capacity has increased twice since the opening of Mariucci. Capacity increased from 9,305 to 9,700 in 1996-97. It was increased to 10,000 last season.
- The largest crowd at Mariucci Arena was 10,248 on March 2, 2002 vs. St. Cloud State.
- The largest attendance in a single series was 20,440 vs. Colorado College, Feb. 15-16, 2002.
- The first official game in the new Mariucci Arena was on Oct. 30, 1993. Minnesota and St. Cloud State tied 4-4.
- Andy Brink scored the first goal in arena history with his marker against the Huskies in the first period at 13:53.
- The longest winning streak in the new Mariucci Arena is 10 games, Nov. 12, 1995 to Feb. 9, 1996 and March 9, 2001 to November 30, 2001.
- Minnesota's longest home losing streak is just four games, Nov. 1-Dec. 19, 1997.

## Career Scoring vs. Alaska Anchorage

Player (games)	G-A--Pts	Notes
Paul Martin (4)	1-3--4	had 1-3--4 in last year's series
Grant Potulny (6)	3-1--4	GWG in 5-2 win (1/19/02)
Troy Riddle (4)	3-1--4	
Jake Fleming (2)	0-2--2	
Barry Tallackson (2)	1-0--1	
Nick Anthony (6)	1-0--1	GWG goal in 3-1 win (1/6/01)
Keith Ballard (2)	0-1--1	
Matt DeMarchi (7)	0-1--1	
Jon Waibel (6)	0-1--1	
Matt Koalska (6)	0-1--1	
Brett MacKinnon (2)	0-0--0	
Joey Martin (3)	0-0--0	
Chad Roberg (2)	0-0--0	
Garrett Smaagaard (2)	0-0--0	
Judd Stevens (2)	0-0--0	

Minnesota had three hat tricks from 2000-02. The four three-goal games are the most since the 1996-97 team had five hat tricks.

Thomas Vanek is the first Golden Gopher since 1997-98 to have more than one hat trick in a single-season. During that season, Wyatt Smith totaled a pair of hat tricks. He is the first Minnesota freshman to record two hat tricks in a single-season since Reggie Berg did it twice as a rookie in 1995-96.

Vanek is looking to become the first Golden Gopher since Corey Millen to have more than two hat tricks in a season. Millen had four in 1986-87.

### Thomas on a Tear

Freshman Thomas Vanek arrived on campus with lofty expectations and 25 games into his collegiate career, he has lived up to them. He currently leads the team with 19-15--34. His 19 goals lead all the nation's rookies and is just two shy of Neal Broten's freshman total of 21 in 1978-79. Broten's total ranks eighth in school history. Junior Grant Potulny had 22 during his rookie season in 2000-01. That total ranks sixth in school history. Vanek's 34 points rank second in the nation among freshmen and are the most by a Golden Gopher rookie since Dave Spehar had 37 in 1996-97.

Last season, North Dakota's Brandon Bochenski and St. Cloud State's Mike Doyle led all rookies in the WCHA with 17 goals for the entire season.

### A Model of Consistency

Thomas Vanek has been held scoreless in just six of 25 games this season. In the games which follow those contests, he has 8-7--15. After being held scoreless in a 3-3 tie at Michigan Tech on Oct. 26, Vanek erupted for 3-3--6 in a 12-1 win vs. Alabama-Huntsville. After being kept off the scoresheet in the series vs. Michigan Tech on Nov. 22-23, he collected his second hat trick with 3-1--4 in a 5-5 tie vs. Michigan State on Nov. 29. He put an astounding 15 shots on goal vs. the Spartans. His longest streak without collecting a goal is just two games.

### The Man in the Clutch

Thomas Vanek has nine third-period goals this season. On Oct. 25 at Michigan Tech, the Golden Gophers trailed 3-2 entering the third period. Vanek scored at 14:34 to give Minnesota a 5-4 win. Trailing 2-1 in the third period against Colorado College on Nov. 16, Vanek scored at 13:55 to earn a 2-2 tie. Against the Spartans on Nov. 29, he erased a two-goal third period deficit with a pair of goals in a 5-5 tie. He finished with a hat trick vs. Michigan State.

### One of the Best

Junior Paul Martin ranks third in the nation in defenseman scoring with six goals and 18 assists for 24 points. He had 8-30--38 last season as a sophomore. Martin leads the team with eight multi-point games. He had 11 games with two or more points last season. With his four-point weekend against Michigan Tech, Nov. 22-23, he became the first defenseman to win the WCHA Offensive Player of the Week award since Nov. 13, 2000.

Martin's career has been similar to Jordan Leopold's thus far. Both were named WCHA All-Rookie as well as earning All-WCHA second-team as sophomores. In 107 career games, Martin has 17-65--82. In his first 107 games as a Golden Gopher, Leopold had 22-60--82.

### The Book on Ballard

Just over two months after being a key player in Minnesota's run to the NCAA Championship, sophomore Keith Ballard was the 11th player taken in the 2002 NHL Entry Draft. Drafted by the Buffalo Sabres, Ballard became the highest Golden Gopher draft pick since Erik Rasmussen was taken seventh overall in 1996. As a freshman, Ballard was a WCHA All-Rookie selection and entering this season, received a vote for preseason WCHA Player of the Year.

Ballard had 2-13--15 in the first nine games of this season, and 3-4--7 in his last 16 contests. Ballard still ranks among the nation's best with five goals and 17 assists. He has already surpassed his assist total from a year ago. He collected his fifth multi-point game of the season with two assists at St. Cloud State (1/4). Ballard has two four-point games thus far this season.

### A Class System

Minnesota's juniors and freshmen have combined for 77 of the team's 98 goals. Troy Riddle and Thomas Vanek have combined for 34 markers. Those two are

## THAT WAS THEN... THIS IS NOW

2001-02	(thru 25 games)	2002-03
17-4-4	<b>Overall</b>	12-6-7
9-4-3	<b>WCHA</b>	7-4-5
11-2-0	<b>Home</b>	7-4-4
6-2-4	<b>Away</b>	4-2-3
4.7	<b>Goals/Game</b>	3.9
2.6	<b>Goals Allowed/Game</b>	2.9
30.4	<b>Power-Play</b>	21.9
84.8	<b>Penalty-Kill</b>	80.5
37.0	<b>Shots/Game</b>	39.3
7.6	<b>Penalties/Game</b>	7.2
21 (Taffe)	<b>Goals</b>	19 (Vanek)
30 (Pohl)	<b>Assists</b>	18 (P. Martin/Koalska)
43 (Pohl)	<b>Points</b>	34 (Vanek)
2.50 (Hauser)	<b>GAA</b>	2.51 (Weber)
.907 (Hauser)	<b>Save%</b>	.904 (Weber)

the only ones in double digits. Last season, Minnesota had eight skaters reach double digits in goals.

### Solving the Riddle

With the loss of the nation's leading scorer in John Pohl and the second-leading goal scorer in Jeff Taffe, Minnesota knew it would rely on its always productive junior class. Troy Riddle currently ranks second on the team with 32 points. Riddle had 12-7--19 in the first nine games, and 4-9--13 in the last 16. He is nine points ahead of his scoring pace of a year ago.

Riddle suffered a slight shoulder separation on Nov. 8 at Minnesota State. He followed that with a four-point night in a 7-4 win vs. the Mavericks. Despite eight shots on goal on Nov. 23 vs. Michigan Tech, Riddle's 13-game point streak was snapped. He became the 68th person in school history to reach the 100-point career plateau with two assists vs. Michigan State (11/29).

### Giving Up the Late One

Minnesota has allowed 12 goals in the final minute of a period this season, including six in the last minute of a game. Two of the six goals in the last minute of a game proved to be game-winners. Last year, the Golden Gophers allowed six goals in the final minute of a period and three in the last minute of a game.

Minnesota allowed two late goals in a 7-3 loss to Colorado College on Nov. 15. Michigan scored an empty-netter at 19:10 in a 3-1 win at Mariucci Arena on Dec. 1. Joe Jensen scored at 19:31 to give St. Cloud State a 4-3 win on Jan. 3 at Mariucci Arena (the Huskies scored at 18:50 the next night to earn a 3-3 tie). North Dakota's Mike Prpich scored at 19:10 in a 4-2 UND win on Jan. 10. Last Saturday, Jeff Marler scored at 19:34 to give Minnesota State a 4-4 tie.

Last year in Anchorage, Steve Cygan scored with one second remaining in the game to give UAA a 3-3 tie.

### Gophers Prominent in NHL Central Scouting

Three current Golden Gophers are currently listed in the NHL Central Scouting Service Mid-Term Rankings. In all, eight players from the WCHA are ranked. No other league school has more than one player listed. Thomas Vanek leads the way at No. 3, followed by Gino Guyer (84) and Peter Kennedy (175). North Dakota's Zach Parise is No. 11, followed by Mark Stuart (CC, 17), Jonathan Lehun (SCSU, 99), Alex Leavitt (UW, 151) and Dan Kronick (UMD, 194).

### The 2002 NHL Entry Draft

Sophomore Keith Ballard was the 11th overall pick in this past summer's NHL Entry Draft by the Buffalo Sabres. Fellow sophomore Barry Tallackson was nabbed in the second round by the New Jersey Devils (53rd). Freshmen Andy Sertich (5th, 136th, Pittsburgh) and P.J. Atherton (6th, 170th, Tampa Bay) were also taken in the draft. In all, Minnesota has 10 players that have been selected in the NHL Entry Draft.

### The Captains

Junior Grant Potulny is serving as team captain of the Golden Gophers in 2002-03. The Grand Forks, N.D., native was an assistant captain last season and has the opportunity to be the team's first three-year captain since Allan Opsahl in 1947.

On a vote by their teammates, senior Nick Anthony and junior Paul Martin will be assistant captains. Anthony had a career-high 18 points in just 25 games last season and provided a noticeable spark in February when he returned from injury. Martin established himself as one of the top blueliners in the nation last season as he earned second-team All-WCHA honors.

### Mission...Mariucci

Last year's goal from the first day of practice in September was to attain a bye in the NCAA Tournament. This year with the expanded NCAA Tournament, the goal from day one is to make it to Mariucci Arena. With 16 teams now slated to reach postseason play, the NCAA has established four four-team regionals. The NCAA West Regional will be held at Mariucci Arena for the second time in the last four years.

### Defending the Crown

The Golden Gophers will attempt to become the first team since Boston U. in 1971-72 to repeat as NCAA Champions. Following its first NCAA title in 1974, Minnesota won the WCHA Championship and advanced to the title game in 1975. The Golden Gophers were defeated by Michigan Tech, 6-1. Following its title in 1976, Minnesota finished 17-22-3 and seventh in the WCHA in 1977. In 1980, the Golden Gophers had the opportunity to repeat as national champions, but were defeated by Wisconsin in the title game, 6-3.

### Who's Gone

The Golden Gophers lost 49.2 percent of their goal scoring and 43.3 of their points from a year ago. Minnesota must replace the Hobey Baker Award winner in Jordan Leopold, the nation's leading scorer in John Pohl, the nation's second-leading goal scorer in Jeff Taffe and the WCHA's all-time leader in wins in Adam Hauser.

## BY THE NUMBERS

Minnesota		Alaska Anchorage
33/151 (.219)	<b>PP</b>	17/106 (.160)
20/78 (.256)	<b>WCHA PP</b>	14/87 (.161)
91/113 (.805)	<b>PK</b>	83/100 (.830)
53/63 (.841)	<b>WCHA PK</b>	68/83 (.819)
7-4-4	<b>Home</b>	1-8-5
4-2-3	<b>Away</b>	0-8-2
T2	<b>Current Streak</b>	L4
1-2-2	<b>Last Five Games</b>	0-4-1
3.9	<b>Goals/Game</b>	1.6
2.9	<b>Goals Allowed/Game</b>	3.5
39.3	<b>Shots/Game</b>	24.0
7.2	<b>Penalties/Game</b>	5.7

## Riddle Watch

POINTS		
1.	John Mayasich	298 1951-55
53.	Jeff Taffe	113 1999-2002
54.	Tony Kellin	112 1983-86
<b>55.</b>	<b>Troy Riddle</b>	<b>109 2000-pres.</b>
56.	Robb McClanahan	108 1977-79
	Gary Gambucci	108 1966-68

## The Last Time It Happened

### Minnesota Swept A Road Series:

December 6-7, 2002 at Wisconsin (3-0, 3-2)

### Minnesota Was Swept In A Road Series:

December 1-2, 2000 at Denver (4-0, 4-1)

### Minnesota Swept A Home Series:

November 22-23, 2002 vs. Michigan Tech (4-2, 2-1)

### Minnesota Was Swept In A Home Series:

February 25-26, 2000 vs. Wisconsin (4-2, 5-4)

### Minnesota Shut Out An Opponent:

December 6, 2002 at Wisconsin  
(Travis Weber, 3-0, 31 saves)

### An Opponent Shut Out Minnesota:

March 16, 2001 vs. St. Cloud State (Scott Meyer, 3-0)

### Minnesota Player Scored A Hat Trick:

November 29, 2002 vs. Michigan State  
(Thomas Vanek, 5-5 tie)

### Minnesota Player Scored A Pure Hat Trick:

February 26, 1999 at Minnesota-Duluth  
(Wyatt Smith, 4-1 Minnesota win)

### An Opponent Scored A Hat Trick:

January 3, 2003 vs. St. Cloud State  
(Jon Jensen, three goals, 4-3, Minnesota loss)

### Minnesota Player Scored Four Goals In A Game:

February 27, 1999 at Minnesota-Duluth  
(Reggie Berg, 10-7 Minnesota win)

### Minnesota Won When Trailing After Two Periods:

November 22, 2002 vs. Michigan Tech  
(2-1/trailing 1-0 heading into third period)

### Minnesota Had 50 or More Shots On Goal In A Game:

November 29, 2002 vs. Michigan State  
(51 shots, 5-5 tie)

### Opponent Had 50 or More Shots On Goal In A Game:

January 31, 1997 at North Dakota  
(51 shots, 6-4 Minnesota loss)

### Minnesota Player Scored A Shorthanded Goal:

January 11, 2002 vs. North Dakota  
(Jake Fleming and Jon Waibel, third period, 6-3 win)

### Minnesota Won In Overtime:

December 28, 2002 vs. Boston College (2-1)

### Minnesota Lost In Overtime:

March 23, 2001 vs. Maine (5-4)

### Minnesota Tied In Overtime:

January 25, 2003 vs. Minnesota State (4-4)

### Minnesota Scored 10 Goals Or More In A Game:

November 1, 2002 vs. Alabama-Huntsville  
(12-1 Minnesota win)

### Opponent Scored 10 Goals Or More In A Game:

January 30, 1993 at Michigan Tech  
(10-2 Minnesota loss)

## Career Game Highs

### #2 Peter Kennedy

Goals: n/a  
Assists: 1 (11/1/02 vs. UAH)  
Points: 1 (11/1/02 vs. UAH)

### #3 Chris Harrington

Goals: 1 (4 times, last 1/10/03 at UND)  
Assists: 2 (11/22/02 vs. MTU)  
Points: 2 (11/22/02 vs. MTU)

### #4 P.J. Atherton

Goals: 1 (11/9/02 at MSU, M)  
Assists: n/a  
Points: 1 (11/9/02 at MSU, M)

### #5 Jon Waibel

Goals: 3 (11/1/02 vs. UAH)  
Assists: 1 (17 times, last 1/25/03 vs. MSU, M)  
Points: 3 (11/1/02 vs. UAH)

### #6 Judd Stevens

Goals: 1 (3 times, last 11/15/02 vs. C.C.)  
Assists: 2 (2 times, last 10/27/01 vs. Colgate)  
Points: 2 (3 times, last 11/15/02 vs. C.C.)

### #7 Gino Guyer

Goals: 2 (10/25/02 at MTU)  
Assists: 1 (4 times, last 11/23/02 vs. MTU)  
Points: 2 (2 times, last 10/25/02 at MTU)

### #9 Andy Sertich

Goals: 1 (2 times, last 12/27/02 vs. Yale)  
Assists: 1 (5 times, last 1/25/03 vs. MSU, M)  
Points: 1 (6 times, last 1/25/03 vs. MSU, M)

### #10 Paul Martin

Goals: 2 (2 times, last 11/9/02 at MSU, M)  
Assists: 3 (3 times, last 11/1/02 vs. UAH)  
Points: 3 (4 times, last 11/9/02 at MSU, M)

### #13 Keith Ballard

Goals: 2 (1/26/02 vs. Denver)  
Assists: 4 (10/25/02 at MTU)  
Points: 4 (2 times, last 10/25/02 at MTU)

### #16 Nick Anthony

Goals: 2 (2 times, last 2/15/02 vs. CC)  
Assists: 2 (6 times, last 11/9/02 at MSU, M)  
Points: 3 (4 times, last 3/8/02 vs. UND)

### #17 Garrett Smaagaard

Goals: 1 (1/12/02 at UW)  
Assists: 1 (3 times, last 11/2/02 vs. UAH)  
Points: 1 (4 times, last 11/2/02 vs. UAH)

### #18 Grant Potulny

Goals: 3 (1/20/01 at UW)  
Assists: 2 (2 times, last 2/23/02 vs. UW)  
Points: 3 (4 times, last 10/27/01 vs. Colgate)

### #19 Matt DeMarchi

Goals: 1 (12 times, last 12/7/02 at UW)  
Assists: 2 (2 times, last 2/16/01 vs. CC)  
Points: 2 (5 times, last 2/15/02 vs. CC)

### #20 Joey Martin

Goals: 1 (3 times, last 1/4/03 vs. SCSU)  
Assists: 1 (8 times, last 1/3/03 vs. SCSU)  
Points: 1 (11 times, last 1/4/03 vs. SCSU)

### #21 Troy Riddle

Goals: 3 (11/1/02 vs. UAH)  
Assists: 4 (2/15/02 vs. CC)  
Points: 4 (3 times, last 11/9/02 at MSU, M)

### #23 Tyler Hirsch

Goals: 1 (4 times, last 1/25/03 vs. MSU, M)  
Assists: 2 (10/26/02 at MTU)  
Points: 2 (2 times, last 10/26/02 at MTU)

### #24 Matt Koalska

Goals: 2 (10/27/01 vs. Colgate)  
Assists: 4 (1/11/03 at UND)  
Points: 4 (3 times, last 1/10/03 at UND)

### #25 Jerrod Reinholz

Goals: 1 (4 times, last 1/24/03 vs. MSUM)  
Assists: 3 (11/1/02 vs. UAH)  
Points: 3 (11/1/02 vs. UAH)

### #26 Thomas Vanek

Goals: 3 (2 times, last 11/29/02 vs. MSU)  
Assists: 3 (11/1/02 vs. UAH)  
Points: 6 (11/1/02 vs. UAH)

### #27 Barry Tallackson

Goals: 2 (2/8/02 at UND)  
Assists: 2 (3/16/02 vs. Denver)  
Points: 2 (3 times, last 3/16/02 vs. Denver)

### #28 Brett MacKinnon

Goals: 1 (2 times, last 1/3/02 vs. SCSU)  
Assists: 1 (5 times, last 1/4/03 vs. SCSU)  
Points: 1 (7 times, last 1/4/03 vs. SCSU)

### #29 Jake Fleming

Goals: 1 (8 times, last 1/25/03 vs. MSU, M)  
Assists: 1 (14 times, last 12/28/02 vs. BC)  
Points: 1 (22 times, last 1/25/03 vs. MSU, M)

### #31 Travis Weber

Goals Allowed: 0 (12/7/02 at UW)  
Saves: 34 (1/10/03 at UND)  
Saves %: 1.000 (12/7/02 at UW)

### #33 Justin Johnson

Goals Allowed: 0 (10/27/01 vs. Colgate)  
Saves: 31 (11/10/01 vs. MSU-M)  
Saves %: 1.000 (10/27/01 vs. Colgate)

**CAREER GOALS – CURRENT PLAYERS**

Troy Riddle.....	48
Grant Potulny.....	37
Matt Koalska.....	25
Nick Anthony.....	19
Thomas Vanek.....	19
Paul Martin.....	17
Keith Ballard.....	15
Barry Tallackson.....	13
Matt DeMarchi.....	12
Jon Waibel.....	10
Gino Guyer.....	8
Jake Fleming.....	8
Chris Harrington.....	4
Jerrid Reinholz.....	4
Tyler Hirsch.....	4
Judd Stevens.....	3
Joey Martin.....	3
Andy Sertich.....	2
Brett MacKinnon.....	2
Garrett Smaagaard.....	1
P.J. Atherton.....	1

**CAREER ASSISTS – CURRENT PLAYERS**

Paul Martin.....	65
Troy Riddle.....	61
Matt Koalska.....	55
Grant Potulny.....	32
Keith Ballard.....	30
Nick Anthony.....	29
Matt DeMarchi.....	26
Judd Stevens.....	20
Jon Waibel.....	17
Thomas Vanek.....	15
Jake Fleming.....	14
Barry Tallackson.....	12
Joey Martin.....	8
Chris Harrington.....	7
Tyler Hirsch.....	7
Brett MacKinnon.....	6
Jerrid Reinholz.....	6
Andy Sertich.....	5
Gino Guyer.....	4
Garrett Smaagaard.....	3
Peter Kennedy.....	1
Justin Johnson.....	1

**CAREER POINTS – CURRENT PLAYERS**

Troy Riddle.....	109
Paul Martin.....	82
Matt Koalska.....	78
Grant Potulny.....	69
Nick Anthony.....	48
Keith Ballard.....	45
Matt DeMarchi.....	38
Thomas Vanek.....	34
Jon Waibel.....	27
Barry Tallackson.....	25
Judd Stevens.....	23
Jake Fleming.....	22
Gino Guyer.....	12
Joey Martin.....	11
Chris Harrington.....	11
Tyler Hirsch.....	11
Jerrid Reinholz.....	10
Brett MacKinnon.....	8
Andy Sertich.....	7
Garrett Smaagaard.....	4
Peter Kennedy.....	1
P.J. Atherton.....	1
Justin Johnson.....	1

**CAREER GAMES – CURRENT PLAYERS**

Matt DeMarchi.....	139
Nick Anthony.....	117
Matt Koalska.....	109
Paul Martin.....	107
Troy Riddle.....	107
Jon Waibel.....	106
Grant Potulny.....	88
Judd Stevens.....	66
Keith Ballard.....	66
Jake Fleming.....	65
Barry Tallackson.....	56
Jerrid Reinholz.....	41
Joey Martin.....	39
Brett MacKinnon.....	35
Travis Weber.....	30
Garrett Smaagaard.....	27
Chris Harrington.....	25
Thomas Vanek.....	25
Andy Sertich.....	24
Tyler Hirsch.....	23
Gino Guyer.....	21
Justin Johnson.....	12
P.J. Atherton.....	12
Peter Kennedy.....	10
Chad Roberg.....	9

**Season Highs/Lows**

**Team**

<b>MOST GOALS/GAME</b>	(12) 11/1 vs. Alabama-Huntsville
<b>LEAST GOALS/GAME</b>	(1) 2 times, last 12/1 vs. Michigan
<b>MOST ASSISTS/GAME</b>	(17) 11/1 vs. Alabama-Huntsville
<b>LEAST ASSISTS/GAME</b>	(1) 12/1 vs. Michigan
<b>MOST GOALS AGAINST/GAME</b>	(7) 11/15 vs. Colorado College
<b>LEAST GOALS AGAINST/GAME</b>	(0) 12/6 at Wisconsin
<b>MOST ASSISTS AGAINST/GAME</b>	(10) 2 times, last 11/15 vs. Colorado College
<b>LEAST ASSISTS AGAINST/GAME</b>	(0) 3 times, last 12/6 at Wisconsin
<b>MOST GOALS/PERIOD</b>	(5) two times, last 11/1 vs. Alabama-Huntsville - third period
<b>MOST GOALS AGAINST/PERIOD</b>	(4) 2 times, last 11/29 vs. Michigan State - second period
<b>MOST POWER PLAY GOALS/GAME</b>	(5) 10/12 vs. Ohio State
<b>MOST POWER PLAY GOALS ALLOWED/GAME</b>	(3) 10/18 at New Hampshire
<b>MOST SHOTS ON GOAL/GAME</b>	(56) 11/2 vs. Alabama-Huntsville
<b>LEAST SHOTS ON GOAL/GAME</b>	(26) 2 times, last 1/10 vs. North Dakota
<b>MOST SHOTS AGAINST/GAME</b>	(38) 1/10 vs. North Dakota
<b>LEAST SHOTS AGAINST/GAME</b>	(16) 11/23 vs. Michigan Tech
<b>MOST SHOTS ON GOAL/PERIOD</b>	(24) 11/2 vs. Alabama-Huntsville - first period
<b>MOST SHOTS AGAINST/PERIOD</b>	(16) 2 times, last 11/15 vs. Colorado College - first period
<b>MOST PENALTIES/GAME</b>	(14) 1/4 at St. Cloud State
<b>LEAST PENALTIES/GAME</b>	(3) 1/10 vs. North Dakota
<b>MOST PIM/GAME</b>	(32) 11/9 at Minnesota State
<b>LEAST PIM/GAME</b>	(6) 1/10 vs. North Dakota
<b>MOST OPP. PENALTIES/GAME</b>	(14) 2 times, last 1/4 at St. Cloud State
<b>LEAST OPP. PENALTIES/GAME</b>	(4) 3 times, last 1/10 vs. North Dakota
<b>MOST OPP. PIM/GAME</b>	(45) 11/9 at Minnesota State
<b>LEAST OPP. PIM/GAME</b>	(8) 3 times, last 1/10 vs. North Dakota
<b>QUICKEST TWO GOALS</b>	(0:09) 11/1 vs. Alabama-Huntsville – third period (Vanek, Ballard)
<b>QUICKEST THREE GOALS</b>	(2:08) 11/1 vs. Alabama-Huntsville – second period (Riddle, Riddle, Waibel)

**Individual**

<b>GOALS/GAME</b>	(3) four times, last Thomas Vanek, 11/29 vs. Michigan State
<b>GOALS/PERIOD</b>	(2) four times, last Thomas Vanek, 11/29 vs. Michigan State - third period
<b>ASSISTS/GAME</b>	(3) five times, last four players, 11/1 vs. Alabama-Huntsville
<b>ASSISTS/PERIOD</b>	(3) 12 times, last Matt Koalska, 1/11 vs. North Dakota - third period
<b>POINTS/GAME</b>	(6) Thomas Vanek, 11/1 vs. Alabama-Huntsville
<b>POINTS/PERIOD</b>	(3) five times, last Thomas Vanek, 11/1 vs. Alabama-Huntsville - third period
<b>PENALTIES/GAME</b>	(3) three times, last Matt DeMarchi, 1/25 vs. Minnesota State
<b>PIM/GAME</b>	(15) Matt DeMarchi, 10/12 vs. Ohio State
<b>SHOTS ON GOAL/GAME</b>	(15) Thomas Vanek, 11/29 vs. Michigan State
<b>SAVES/GAME</b>	(34) Travis Weber, 1/10 vs. North Dakota



## Goal Breakdown

	MN	OPP
5-on-5	50	36
5-on-4	30	17
5-on-6	3	3
4-on-5	4	5
4-on-4	3	2
5-on-3	0	2
4-on-3	1	2
4-on-6	1	0
Power Play	32	21
Shorthanded	5	5
Empty Net	4	2
First Minute of Game	1	0
First 2 Minutes of Game	1	2
First 5 Minutes of Game	6	4
First 10 Minutes of Game	11	7
First Goal of Game	14	11
First Minute of Period	5	2
Last Minute of Period	6	12
Last Minute of Game	6	6
Last 5 Minutes of Game	9	10
To Tie Game – Last 5 Minutes	2	3
To Win Game – Last 5 Minutes	1	1
Unassisted	6	6
One Assist	24	17
Two Assists	60	48
Home	52	41
Road	32	27
Neutral	7	2
Overtime	1	0
<b>GOAL SCORED AFTER OPPONENTS' GOAL</b>		
	MN	OPP
Less Than One Minute	3	1
One To Three Minutes	8	9
Three To Five Minutes	7	1

## Multiple-Point Games (season/career)

Player (Games)	Last Time	Record
Troy Riddle (8/29)	1/11/03 vs. North Dakota (2g)	5-0-3/25-1-3
Paul Martin (8/25)	12/27/02 vs. Yale (1g, 1a)	7-0-1/22-1-2
Thomas Vanek (8/8)	1/11/03 vs. North Dakota (1g, 2a)	6-0-2/6-0-2
Keith Ballard (5/8)	1/4/03 at SCSU (2a)	3-0-2/6-0-2
Matt Koalska (4/19)	1/11/03 vs. North Dakota (4a)	3-0-1/17-1-1
Jon Waibel (2/3)	1/11/03 vs. North Dakota (1g, 1a)	2-0-0/3-0-0
Gino Guyer (2/2)	10/25/02 at MTU (2g)	1-0-1/1-0-1
Tyler Hirsch (2/2)	10/26/02 at MTU (2a)	1-0-1/1-0-1
Jerrid Reinholz (2/2)	12/27/02 vs. Yale (1g, 1a)	2-0-0/2-0-0
Nick Anthony (1/11)	11/9/02 vs. MSUM (2a)	1-0-0/9-1-0
Judd Stevens (1/4)	11/15/02 vs. C.C. (1g, 1a)	0-1-0/3-1-0
Chris Harrington (1/1)	11/22/02 vs. MTU (2a)	1-0-0/1-0-0
Grant Potulny (0/15)	4/4/02 vs. Michigan (2g)	0-0-0/11-3-1
Matt DeMarchi (0/4)	2/15/02 vs. C.C. (1g, 1a)	0-0-0/3-1-0
Barry Tallackson (0/3)	3/16/02 vs. DU (2a)	0-0-0/2-1-0

## Multiple-Goal Games (season/career)

Player (Games)	Last Time	Record
Thomas Vanek (4/4)	12/27/02 vs. Yale (2g)	3-0-1/2-0-1
Troy Riddle (4/8)	1/11/03 vs. North Dakota (2g)	3-0-1/7-0-1
Paul Martin (2/2)	11/9/02 vs. MSUM (2g)	1-0-1/1-0-1
Jon Waibel (1/1)	11/1/02 vs. UAH (3g)	1-0-0/1-0-0
Gino Guyer (1/1)	10/25/02 at MTU (2g)	1-0-0/1-0-0
Grant Potulny (0/5)	4/4/02 vs. Michigan (2g)	0-0-0/5-0-0
Nick Anthony (0/2)	2/15/02 vs. CC (2g)	0-0-0/1-1-0
Matt Koalska (0/1)	10/27/01 vs. Colgate (2g)	0-0-0/1-0-0
Keith Ballard (0/1)	1/26/01 vs. Denver (2g)	0-0-0/1-0-0
Barry Tallackson (0/1)	2/8/02 at UND (2g)	0-0-0/1-0-0

## Career Shutouts

Player	Date
Travis Weber	12/6/02 at Wisconsin (3-0, 31 svs)
Justin Johnson	10/27/01 vs. Colgate (9-0, 28 svs)

## Career 3+ Point Games

Player	3pts	4pts	5pts	6pts	Total
Troy Riddle	8	3	0	0	11
Matt Koalska	4	2	0	0	6
Paul Martin	4	0	0	0	4
Grant Potulny	4	0	0	0	4
Nick Anthony	3	0	0	0	3
Thomas Vanek	1	1	0	1	3
Keith Ballard	0	2	0	0	2
Jon Waibel	1	0	0	0	1
Jerrid Reinholz	1	0	0	0	1

## Career Hat Tricks

Player	Date
Thomas Vanek	11/29/02 vs. Michigan State (3-1--4)
Thomas Vanek	11/1/02 vs. Alabama-Huntsville (3-3--6)
Troy Riddle	11/1/02 vs. Alabama-Huntsville (3-1--4)
Jon Waibel	11/1/02 vs. Alabama-Huntsville (3-0--3)
Grant Potulny	1/20/01 at Wisconsin (3-0--3)

## NHL Draft Choices

Player	NHL Team	Pick (Rd)
P.J. Atherton	Tampa Bay	170th (6th)
Keith Ballard	Buffalo	11th (1st)
Matt DeMarchi	New Jersey	57th (2nd)
Matt Koalska	Nashville	154th (5th)
Joey Martin	Chicago	193rd (6th)
Paul Martin	New Jersey	62nd (2nd)
Grant Potulny	Ottawa	157th (5th)
Andy Sertich	Pittsburgh	136th (5th)
Troy Riddle	St. Louis	129th (4th)
Barry Tallackson	New Jersey	53rd (2nd)

## Month-By-Month

No.	Player	Oct.	Nov.	Dec.	Jan.	Feb.	March	April
2	Peter Kennedy	0-0--0 (2)	0-1--1 (4)	0-0--0 (3)	0-0--0 (1)			
3	Chris Harrington	0-1--1 (5)	2-3--5 (9)	1-2--3 (5)	1-1--2 (6)			
4	P.J. Atherton	0-0--0 (2)	1-0--1 (5)	0-0--0 (1)	0-0--0 (4)			
5	Jon Waibel	0-1--1 (5)	3-0--3 (4)	0-1--1 (5)	1-4--5 (6)			
6	Judd Stevens	1-2--3 (5)	1-2--3 (9)	0-0--0 (5)	0-1--1 (6)			
7	Gino Guyer	5-1--6 (5)	1-3--4 (9)	1-0--1 (3)	1-0--1 (4)			
9	Andy Sertich	0-3--3 (4)	1-0--1 (9)	1-1--2 (5)	0-1--1 (6)			
10	Paul Martin	2-4--6 (5)	3-11--14 (9)	1-1--2 (5)	0-2--2 (6)			
13	Keith Ballard	1-9--10 (5)	1-4--5 (9)	2-0--2 (5)	1-4--5 (6)			
14	Chad Roberg	-----	-----	-----	-----			
16	Nick Anthony	0-0--0 (5)	1-2--3 (9)	0-2--2 (5)	0-0--0 (5)			
17	Garrett Smaagaard	-----	0-1--1 (6)	0-0--0 (1)	0-0--0 (1)			
18	Grant Potulny	0-0--0 (1)	-----	-----	0-2--2 (2)			
19	Matt DeMarchi	0-1--1 (5)	3-1--4 (9)	1-1--2 (5)	0-0--0 (6)			
20	Joey Martin	0-0--0 (1)	1-1--2 (3)	1-0--1 (1)	1-1--2 (5)			
21	Troy Riddle	5-4--9 (5)	7-8--15 (9)	1-3--4 (5)	3-1--4 (6)			
23	Tyler Hirsch	1-4--5 (5)	0-1--1 (7)	1-0--1 (5)	2-2--4 (6)			
24	Matt Koalska	2-2--4 (5)	3-8--11 (9)	0-3--3 (5)	0-5--5 (4)			
25	Jerrid Reinholz	0-0--0 (3)	0-3--3 (4)	1-1--2 (2)	2-1--3 (6)			
26	Thomas Vanek	3-2--5 (5)	9-8--17 (9)	3-3--6 (5)	4-2--6 (6)			
27	Barry Tallackson	0-1--1 (4)	0-0--0 (1)	0-1--1 (3)	0-0--0 (4)			
28	Brett MacKinnon	0-0--0 (1)	0-2--2 (8)	0-0--0 (2)	1-1--2 (4)			
29	Jake Fleming	0-0--0 (3)	1-3--4 (7)	1-0--1 (3)	3-0--3 (6)			
31	Travis Weber	1-1-0, 3.21, .849	3-1-2, 2.28, .907	4-1-0, 1.59, .944	1-2-3, 3.20, .884			
33	Justin Johnson	1-0-2, 3.38, .880	2-1-0, 4.00, .854	-----	-----			

## WCHA Freshmen Scoring

Rk.	Team	Fr. Scoring	Leader
1.	Colorado College	34-46--80	Marty Sertich (8-14--22)
2.	Minnesota	38-39--77	Thomas Vanek (19-15--34)
3.	Alaska Anchorage	24-40--64	Ales Parez (5-15--20)
4.	North Dakota	24-39--63	Zach Parise (18-29--47)
5.	Wisconsin	20-37--57	Two tied at 14
6.	St. Cloud State	21-28--49	Jonathan Lahun (6-6--12)
7.	Michigan Tech	16-27--43	Chris Conner (9-15--24)
8.	Minnesota-Duluth	9-33--42	Tim Stapleton (5-17--22)
9.	MSU, Mankato	9-19--28	Two tied at 11
10.	Denver	9-13--22	Gabe Gauthier (7-6--13)

## WCHA's Most Productive Classes

Rk.	Team (# in class)	Total
1.	North Dakota Sophomores (10)	65-99--164
2.	Colorado College Seniors (5)	41-79--120
3.	Colorado College Juniors (5)	45-67--112
4.	Minnesota Juniors (7)	39-67--106
5.	Minnesota State Sophomores (8)	32-70--102
6.	Denver Seniors (6)	35-62--97
7.	St. Cloud State Seniors (4)	33-48--81
8.	Minnesota State Juniors (6)	42-41--83
9.	Colorado College Freshman (8)	34-46--80
10.	Minnesota Freshmen (7)	38-39--77

## WCHA Defensemen Goal Scoring

Rk.	Team	Goals	Leader
1.	Colorado College	26	Tom Preissing (17)
2.	Minnesota	22	Paul Martin (6)
3.	North Dakota	17	Andy Schneider (8)
4.	Denver	15	Aaron MacKenzie (8)
5.	Wisconsin	11	Two tied at 4
	St. Cloud State	11	Two tied at 3
	MSU, Mankato	11	Peter Runkel (4)
	Michigan Tech	11	Clay Wilson (4)
9.	Minnesota-Duluth	10	Two tied at 3
10.	Alaska Anchorage	7	Matt Hanson (5)

## WCHA's Least Productive Classes

Rk.	Team (# in class)	Total
1.	Alaska Anchorage Seniors (5)	4-4--8
2.	Minnesota Seniors (2)	5-7--12
3.	Alaska Anchorage Sophomores (4)	10-4--14
4.	Michigan Tech Seniors (3)	4-12--16
	Colorado College Sophomores (3)	4-12--16
6.	Alaska Anchorage Juniors (4)	1-18--19
7.	Denver Freshmen (4)	9-13--22
8.	Wisconsin Seniors (4)	13-11--24
9.	Wisconsin Sophomores (5)	5-21--26
10.	Minnesota State Freshmen (6)	9-19--28

## Stats By Class

	G-A--Pts	P/M	PP	SH	GW
Senior (2)	5-7--12	26/62	1	0	2
Junior (6)	39-67--106	43/86	16	2	6
Sophomore (7)	16-40--56	39/92	3	2	1
Freshman (7)	38-39--77	49/104	13	1	3



### #31 Travis Weber

Sophomore • Goaltender  
5-11 • 192  
Hibbing, Minn.  
U.S. National Development Team



### #33 Justin Johnson

Sophomore • Goaltender  
5-10 • 188  
Ham Lake, Minn.  
Lincoln Stars - USHL

Date	Opp.	H/A/N	Score	Min.	GA	SVS	Note
10/5/01	UND	A	W 7-5	40:00	1	13	*Relieved Hauser
10/19/01	BSU	H	W 7-1	60:00	2	20	*1st start
11/3/01	MTU	A	T 5-5	17:05	4	9	Relieved by Hauser
12/29/01	Prov.	H	W 6-1	60:00	1	24	*Mariucci Tourney Champ.
1/6/02	UND	H	W 2-1	60:00	1	21	*
1/11/02	Wis.	A	L 3-8	20:00	3	1	Relieved Hauser
1/19/02	UAA	A	W 5-2	60:00	2	20	*
1/26/02	DU	H	W 6-1	60:00	1	22	*
2/1/02	UMD	A	L 2-5	29:25	4	13	*Relieved by Hauser
2/15/02	CC	H	L 5-6	49:39	6	24	*Relieved by Johnson
10/12/02	OSU	N	W 7-2	60:00	2	21	*at Xcel Energy Center
10/19/02	UNH	A	L 1-3	59:30	3	20	*
10/25/02	MTU	A	W 5-4	30:08	3	4	Relieved by Johnson
11/1/02	UAH	H	W 12-1	60:00	1	17	*
11/8/02	MSUM	A	L 2-3	58:46	3	17	*
11/16/02	CC	H	T 2-2 (ot)	65:00	2	30	*
11/22/02	MTU	H	W 4-2	60:00	2	32	*
11/23/02	MTU	H	W 2-1	60:00	1	15	*
11/29/02	MSU	H	T 5-5 (ot)	65:00	5	25	*
12/1/02	MICH	H	L 1-3	59:28	2	30	* ENG in final minute
12/6/02	Wis.	A	W 3-0	60:00	0	31	*1st career shutout
12/7/02	Wis.	A	W 3-2	60:00	2	15	*
12/27/02	Yale	H	W 7-3	60:00	3	31	*
12/28/02	BC	H	W 2-1 (ot)	62:30	1	29	* Tourn. MVP
1/3/03	SCSU	H	L 3-4	59:44	4	28	*
1/4/03	SCSU	A	T 3-3 (ot)	65:00	3	21	*
1/10/03	UND	H	L 2-4	60:00	4	34	*
1/11/03	UND	H	W 6-3	60:00	3	24	*
1/24/03	MSUM	H	T 2-2 (ot)	65:00	2	19	*
1/25/03	MSUM	H	T 4-4 (ot)	65:00	4	26	*

\*Earned decision

Date	Opp.	H/A/N	Score	Min.	GA	SVS	Note
10/27/01	Colg.	H	W 9-0	60:00	0	28	*1st career shutout
11/10/01	MSUM	H	W 4-2	60:00	2	31	*
11/17/01	UMD	H	W 5-3	23:36	3	4	Relieved by Hauser
2/8/02	UND	A	W 6-4	60:00	4	29	*
2/9/02	UND	A	W 4-3	20:24	3	7	Relieved by Hauser
2/15/02	CC	H	L 5-6	9:31	0	0	Relieved Weber
10/18/02	UNH	A	T 5-5	65:00	5	27	*
10/25/02	MTU	A	W 5-4	29:52	1	15	*Relieved Weber
10/26/02	MTU	A	T 3-3	65:00	3	24	*
11/2/02	UAH	H	W 4-2	60:00	2	18	*
11/9/02	MSUM	A	W 7-4	60:00	4	28	*
11/15/02	CC	H	L 3-7	59:53	6	24	*

\*Earned decision

### Goalie Breakdown

Career	GP-GS	W-L-T	MP	GA	GAA	SV	SV%	SO
Travis Weber	30-27	15-7-5	1652	75	2.72	636	.895	1
Justin Johnson	13-10	6-1-2	573	33	3.46	235	.877	1
<b>Total</b>	<b>43-37</b>	<b>21-8-7</b>	<b>2225</b>	<b>108</b>	<b>2.91</b>	<b>871</b>	<b>.890</b>	<b>2</b>

Career - Home	GP-GS	W-L-T	MP	GA	GAA	SV	SV%	SO
Travis Weber	18-18	10-4-4	1092	45	2.47	451	.909	0
Justin Johnson	6-5	3-1-0	273	13	2.86	105	.890	1
<b>Total</b>	<b>24-23</b>	<b>13-5-4</b>	<b>1365</b>	<b>58</b>	<b>2.55</b>	<b>556</b>	<b>.906</b>	<b>1</b>

Career - Away	GP-GS	W-L-T	MP	GA	GAA	SV	SV%	SO
Travis Weber	12-9	5-3-1	560	30	3.21	185	.860	1
Justin Johnson	7-5	3-0-2	300	20	4.00	130	.867	0
<b>Total</b>	<b>19-14</b>	<b>8-3-3</b>	<b>860</b>	<b>50</b>	<b>3.49</b>	<b>315</b>	<b>.863</b>	<b>1</b>

### Record When...

#### Minnesota Scores 3 or more:

Travis Weber	12-2-3
Justin Johnson	6-1-2

#### Minnesota Scores 2 or less:

Travis Weber	3-5-2
Justin Johnson	0-0-0

#### Opponent Scores 3 or more:

Travis Weber	3-7-3
Justin Johnson	3-1-2

#### Opponent Scores 2 or less:

Travis Weber	12-0-2
Justin Johnson	3-0-0

Stats By Period	First Period	Second Period	Third Period
Travis Weber	2.54, .893	2.63, .901	2.97, .890
Justin Johnson	3.25, .871	3.08, .831	2.27, .912

## Scoring Breakdown (By Period)

Player	1st	2nd	3rd/OT	Total
Nick Anthony	0-2--2	0-2--2	1-0--1	1-4--5
P.J. Atherton	1-0--1	0-0--0	0-0--0	1-0--1
Keith Ballard	0-1--1	2-9--11	3-7--10	5-17--22
Matt DeMarchi	0-0--0	0-2--2	4-1--5	4-3--7
Jake Fleming	0-0--0	2-4--6	3-1--4	5-5--10
Gino Guyer	1-2--3	2-0--2	5-2--7	8-4--12
Chris Harrington	1-1--2	3-3--6	0-3--3	4-7--11
Tyler Hirsch	3-1--4	0-5--5	1-1--2	4-7--11
Peter Kennedy	0-1--1	0-0--0	0-0--0	0-1--1
Matt Koalska	2-4--6	3-6--9	0-8--8	5-18--23
Brett MacKinnon	1-1--2	0-2--2	0-0--0	1-3--4
Joey Martin	1-0--1	2-0--2	0-2--2	3-2--5
Paul Martin	1-5--6	3-8--11	2-5--7	6-18--24
Grant Potulny	0-2--2	0-0--0	0-0--0	0-2--2
Jerrid Reinholz	1-2--3	1-3--4	1-0--1	3-5--8
Troy Riddle	4-2--6	9-7--16	3-7--10	16-16--32
Andy Sertich	0-1--1	2-1--3	0-3--3	2-5--7
Garrett Smaagaard	0-0--0	0-0--0	0-1--1	0-1--1
Judd Stevens	0-2--2	2-2--4	0-1--1	2-5--7
Barry Tallackson	0-1--1	0-0--0	0-1--1	0-2--2
Thomas Vanek	3-3--6	7-9--16	9-3--12	19-15--34
Jon Waibel	2-1--3	1-1--2	1-4--5	4-6--10

## A Comparison...

Players	Totals (2001-02 totals)	Diff.
Troy Riddle	16-16--32 (11-12--23)	+9
Keith Ballard	5-17--22 (4-10--14)	+8
Jon Waibel	4-6--10 (4-3--7)	+3
Matt Koalska	5-18--23 (7-13--20)	+3
Matt DeMarchi	4-3--7 (1-4--5)	+2
Joey Martin	3-2--5 (0-3--3)	+2
Brett MacKinnon	1-3--4 (1-2--3)	+1
Jake Fleming	5-5--10 (2-8--10)	--
Garrett Smaagaard	0-1--1 (1-2--3)	-2
Nick Anthony	1-4--5 (4-3--7)	-2
Paul Martin	6-18--24 (6-24--30)	-6
Judd Stevens	2-5--7 (1-12--13)	-6
Barry Tallackson	0-2--2 (9-2--11)	-9
Grant Potulny	0-2--2 (9-12--21)	-19

## Month-By-Month

Month	Home	Away	WCHA	Overall
October	0-0-0	1-1-2	1-0-1	2-1-2
November	4-1-2	1-1-0	3-2-1	5-2-2
December	2-1-0	2-0-0	2-0-0	4-1-0
January	1-2-2	0-0-1	1-2-3	1-2-3
February	0-0-0	0-0-0	0-0-0	0-0-0
March	0-0-0	0-0-0	0-0-0	0-0-0
April	0-0-0	0-0-0	0-0-0	0-0-0
<b>Totals</b>	<b>7-4-4</b>	<b>4-2-3</b>	<b>7-4-5</b>	<b>12-6-7</b>

Month	GF	GA	PP	PK
October (5 games)	4.2	3.4	29.3	77.8
November (9)	4.6	3.0	22.2	83.3
December (5)	3.2	1.8	12.0	85.7
January (6)	3.3	3.3	19.4	73.9
February	--	--	--	--
March	--	--	--	--
April	--	--	--	--
<b>Totals</b>	<b>3.9</b>	<b>2.9</b>	<b>21.9</b>	<b>80.5</b>

## Minnesota's Pride On Ice

### 81 Years of Golden Gopher Hockey

- 1,417-810-131 all-time record (.629)
- 4 NCAA Championships (1974-76-79-2002)
- 26 NCAA Tournament Appearances
- 17 NCAA Final Four Appearances
- NCAA record 13 consecutive tournament appearances (1984-97)
- 10 WCHA Championships
- 11 WCHA Playoff Championships
- 4 Hobey Baker Award winners
- 34 First-Team All-Americans

### All-Time Coaching Wins

1. Doug Woog (1985-99)	389
2. John Mariucci (1952-56, 56-66)	197
3. Brad Buetow (1979-85)	172
4. Herb Brooks (1972-79)	167
5. Larry Armstrong (1935-47)	123
<b>Don Lucia</b>	<b>91</b>

### All-Time Points Leader

1. John Mayasich (1951-55)	298
2. Pat Micheletti (1982-86)	269
3. Corey Millen (1982-87)	241
4. Butsy Erickson (1979-83)	238
5. Larry Oltimb (1988-92)	218
<b>Troy Riddle</b>	<b>109</b>

### All-Time Goaltender Wins

1. Adam Hauser (1998-2002)	83
2. Robb Stauber (1986-89)	73
3. John Blue (1984-87)	64
4. Jeff Stolp (1988-92)	56
5. Steve DeBus (1995-98)	54
<b>Travis Weber</b>	<b>15</b>

## Home vs. Away

Home	Record	Away
7-4-4		4-2-3
3.9	<b>Goals For</b>	3.6
2.9	<b>Goals Against</b>	3.0
14.6	<b>Power-Play</b>	27.6
81.7	<b>Penalty Kill</b>	76.6
39.2	<b>Shots For</b>	38.2
28.4	<b>Shots Against</b>	25.4

## Series Comparison

1st Game	WCHA	2nd Game
3-4-1	<b>Record</b>	4-0-4
3.0	<b>Goals For</b>	3.8
3.2	<b>Goals Against</b>	2.8
16.7	<b>Power-Play</b>	28.6
74.2	<b>Penalty Kill</b>	85.4
33.6	<b>Shots For</b>	39.1
28.8	<b>Shots Against</b>	25.6

## Minnesota's Fastest Goals

### To Start a Game

0:12 Chris Harrington vs. Alabama-Huntsville, Nov. 2 (1st, 4-2 win)

### To Start a Period

0:12 Chris Harrington vs. Alabama-Huntsville, Nov. 2 (1st, 4-2 win)  
 0:33 Jake Fleming vs. North Dakota, Jan. 11 (3rd, 6-3 win)  
 0:36 Troy Riddle vs. Alabama-Huntsville, Nov. 1 (3rd, 12-1 win)  
 0:41 Dan Welch at Minnesota State, Nov. 8 (3rd, 3-2 loss)  
 0:48 Troy Riddle vs. Ohio State, Oct. 12 (2nd, 7-2 win)  
 1:14 Gino Guyer at Michigan Tech, Oct. 25 (3rd, 5-4 win)  
 1:16 Matt Koalska vs. Alabama-Huntsville, Nov. 1 (2nd, 12-1 win)  
 1:20 Chris Harrington vs. North Dakota, Jan. 10 (2nd, 4-2 loss)

## 2002-03 Minnesota Schedule/Results

<u>Date</u>	<u>Opponent</u>	<u>Result</u>	<u>MN/OPP</u> <u>Rank</u>	<u>MN/OPP</u> <u>Shots</u>	<u>MN/OPP</u> <u>Power-Play</u>	<u>MN/OPP</u> <u>Penalties</u>	<u>Goaltender</u>	<u>Attend.</u>
10/12	vs. Ohio State*# (FSN)	W 7-2	1/15	51/23	5-11/0-6	10-31/14-28	Weber (1-0-0)	15,204
10/18	at New Hampshire* (FSN)	T 5-5 (ot)	1/3	34/32	2-6/3-5	9-26/10-28	Johnson (0-0-1)	6,501
10/19	at New Hampshire* (KSTC-45)	L 1-3	1/3	45/23	0-7/1-6	7-14/8-16	Weber (1-1-0)	6,501
10/25	at Michigan Tech	W 5-4	2/NR	36/23	2-8/2-4	4-8/8-27	Johnson (1-0-1)	2,344
10/26	at Michigan Tech	T 3-3 (ot)	2/NR	40/27	3-9/0-6	7-14/10-20	Johnson (1-0-2)	2,701
11/1	ALABAMA-HUNTSVILLE* (FSN)	W 12-1	4/NR	51/18	2-8/1-6	6-12/8-16	Weber (2-1-0)	10,058
11/2	ALABAMA-HUNTSVILLE*	W 4-2	4/NR	56/20	1-7/0-3	9-26/13-34	Johnson (2-0-2)	10,031
11/8	at MSU, Mankato (FSN)	L 2-3	3/NR	37/20	2-6/1-5	9-18/10-20	Weber (2-2-0)	4,683
11/9	at MSU, Mankato (KSTC-45)	W 7-4	3/NR	26/32	3-6/2-6	12-32/13-45	Johnson (3-0-2)	5,084
11/15	COLORADO COLLEGE (FSN)	L 3-7	8/7	27/31	0-4/2-4	4-8/4-8	Johnson (3-1-2)	10,119
11/16	COLORADO COLLEGE (KSTC-45)	T 2-2 (ot)	8/7	37/31	1-4/0-7	8-16/7-14	Weber (2-2-1)	10,129
11/22	MICHIGAN TECH (FSN)	W 4-2	9/NR	32/34	1-5/0-4	6-12/7-14	Weber (3-2-1)	10,031
11/23	MICHIGAN TECH (KSTC-45)	W 2-1	9/NR	32/16	1-8/0-4	7-14/11-22	Weber (4-2-1)	10,089
11/29	MICHIGAN STATE* (FSN)	T 5-5 (ot)	9/NR	51/30	1-6/1-3	4-8/7-14	Weber (4-2-2)	10,153
12/1	MICHIGAN* (FSN)	L 1-3	9/8	39/33	0-4/1-2	5-10/7-14	Weber (4-3-2)	10,036
12/6	at Wisconsin (FSN)	W 3-0	10/NR	34/31	1-5/0-4	8-16/9-18	Weber (5-3-2)	11,845
12/7	at Wisconsin (FSN)	W 3-2	10/NR	43/17	2-5/1-5	8-16/8-16	Weber (6-3-2)	13,710
12/27	YALE* (FSN)	W 7-3	7/NR	33/34	1-7/0-6	8-16/9-18	Weber (7-3-2)	10,058
12/28	BOSTON COLLEGE* (KSTC-45)	W 2-1 (ot)	7/6	41/30	0-5/1-4	4-8/4-8	Weber (8-3-2)	10,075
1/3	ST. CLOUD STATE (FSN)	L 3-4	4/NR	41/32	0-4/0-3	4-8/5-10	Weber (8-4-2)	10,117
1/4	at St. Cloud State (FSN)	T 3-3 (ot)	4/NR	49/24	2-6/1-6	14-28/14-31	Weber (8-4-3)	6,685
1/10	NORTH DAKOTA (KSTC-45)	L 2-4	7/1	26/38	1-3/1-2	3-6/4-8	Weber (8-5-3)	10,095
1/11	NORTH DAKOTA (FSN)	W 6-3	7/1	39/27	2-5/0-3	6-12/8-16	Weber (9-5-3)	10,160
1/24	MSU, MANKATO (FSN)	T 2-2 (ot)	8/NR	36/21	0-7/2-5	11-30/12-24	Weber (9-5-4)	10,060
1/25	MSU, MANKATO (FSN)	T 4-4 (ot)	8/NR	47/30	1-6/2-4	8-16/10-20	Weber (9-5-5)	10,037
1/31	at Alaska Anchorage							
2/1	at Alaska Anchorage							
2/7	at Colorado College (FSN)							
2/8	at Colorado College (FSN)							
2/14	WISCONSIN (FSN)							
2/15	WISCONSIN (FSN)							
2/21	at Minnesota-Duluth (KSTC-45)							
2/22	at Minnesota-Duluth (FSN)							
2/28	DENVER (FSN)							
3/1	DENVER (FSN)							
3/7	at St. Cloud State (FSN)							
3/8	ST. CLOUD STATE (FSN)							
3/14-16	WCHA First Round							
3/20-22	WCHA Final Five							
3/28-30	NCAA Regionals							
4/10-12	NCAA Frozen Four							

\*Non-Conference

# Xcel Energy Center

# GAME 1


Ohio State	2
MINNESOTA	7

Oct. 12, 2002  
Xcel Energy Center  
St. Paul, Minn.

Scoring	1	2	3	OT	F
Ohio State	0	0	2	-	2
Minnesota	1	3	3	-	7

1ST PERIOD — **Minn:** Vanek (Tallackson, Koalska), 7:49.  
2ND PERIOD — **Minn:** Riddle (unassisted), 0:48; **Minn:** Welch (Ballard, Riddle), 14:58, ppg; **Minn:** Koalska (Vanek, Hirsch), 17:02, ppg.  
3RD PERIOD — **Minn:** Ballard (P. Martin, Koalska), 7:09, ppg; **Minn:** Hirsch (Ballard, Harrington), 8:38, ppg; **Minn:** Guyer (P. Martin, Ballard), 10:20, ppg; **OSU:** Umberger (unassisted), 11:01; **OSU:** Spector (unassisted), 17:40.

**Shots on Goal:** Ohio State 4-8-11--23, Minnesota 20-19-12--51  
**Power Plays:** Ohio State 0-6, Minnesota 5-11  
**Goalies:** Ohio State: Betz (51 shots, 44 sv), Minnesota: Weber (23 shots, 21 sv)  
**Penalties:** Ohio State 14-28, Minnesota 10-31  
**Att:** 15,204



*Keith Ballard had the first of two four-point games in the season-opener against Ohio State on Oct. 12.*

# GAME 2

MINNESOTA	5
New Hampshire	5

Oct. 18, 2002  
Whittemore Center  
Durham, N.H.

Scoring	1	2	3	OT	F
Minnesota	3	2	0	0	5
New Hampshire	4	0	1	0	5

1ST PERIOD — **UNH:** Collins (Saviano, Aikins), 1:31, ppg; **Minn:** Riddle (Guyer, Ballard), 4:25, ppg; **UNH:** Hemingway (Abbott, Barker), ppg; **UNH:** Hemingway 2 (Prudden, Gare), 14:47; **Minn:** P. Martin (Sertich, Waibel), 16:00; **Minn:** Guyer (unassisted), 17:19; **UNH:** Horst (Gare, Hemingway), 18:34.  
2ND PERIOD — **Minn:** P. Martin 2 (Stevens, Riddle), 9:55, ppg; **Minn:** Riddle 2 (Ballard), 17:54.  
3RD PERIOD — **UNH:** Gare (Abbott, Hemingway), 6:14, ppg.  
OVERTIME — No Scoring.

**Shots on Goal:** Minnesota 9-14-9-2--34, New Hampshire 13-2-13-4--32  
**Power Plays:** Minnesota 2-6, New Hampshire 3-5  
**Goalies:** Minnesota: Johnson (32 shots, 27 sv), UNH: Ayers (34 shots, 29 sv)  
**Penalties:** Minnesota 9-26, New Hampshire 10-28  
**Att:** 6,501

# GAME 3

MINNESOTA	1
New Hampshire	3

Oct. 19, 2002  
Whittemore Center  
Durham, N.H.

Scoring	1	2	3	OT	F
Minnesota	1	0	0	-	1
New Hampshire	1	2	0	-	3

1ST PERIOD — **UNH:** Martz (Hoppe, Scott), 2:59; **Minn:** Riddle (Vanek, P. Martin), 12:10.  
2ND PERIOD — **UNH:** Gare (Hemingway), 11:07, shg; **UNH:** Truelson (Saviano, Aikens), 18:31, ppg.  
3RD PERIOD — No Scoring.

**Shots on Goal:** Minnesota 14-10-21--45, New Hampshire 12-3-8--23  
**Power Plays:** Minnesota 0-7, New Hampshire 1-6  
**Goalies:** Minnesota: Weber (23 shots, 20 sv), UNH: Ayers (45 shots, 44 sv)  
**Penalties:** Minnesota 7-14, New Hampshire 8-16  
**Att:** 6,501

GAME 4	MINNESOTA	5
	Michigan Tech	4

Oct. 25, 2002  
MacInnes Ice Arena  
Houghton, Mich.

Scoring	1	2	3	OT	F
Minnesota	0	2	3	-	5
Michigan Tech	2	1	1	-	4

1ST PERIOD — **MTU:** Perez (Pittis, Engelhardt), 15:43, ppg; **MTU:** Perez 2 (Brown), 18:34.  
2ND PERIOD — **Minn:** Vanek (Hirsch, Ballard), 4:16; **MTU:** Engelhardt (Radovich, Murphy), 10:08; **Minn:** Koalska (Ballard, Stevens), 13:52, ppg.  
3RD PERIOD — **Minn:** Guyer (Welch, Sertich), 1:14; **Minn:** Guyer 2 (Ballard, Riddle), 6:41, ppg; **MTU:** Conner (unassisted), 9:27, ppg; **Minn:** Vanek 2 (DeMarchi, Ballard), 14:34.

**Shots on Goal:** Minnesota 13-16-7--36, Michigan Tech 6-1-16--23  
**Power Plays:** Minnesota 2-8, Michigan Tech 2-4  
**Goalies:** Minnesota: Weber (30:08, 7 shots, 4 sv), Johnson (29:52, 16 shots, 15 sv), MTU: Ellsworth (59:43, 36 shots, 31 sv)  
**Penalties:** Minnesota 4-8, Michigan Tech 8-27  
**Att:** 2,344

GAME 5	MINNESOTA	3
	Michigan Tech	3

Oct. 26, 2002  
MacInnes Ice Arena  
Houghton, Mich.

Scoring	1	2	3	OT	F
Minnesota	0	2	1	0	3
Michigan Tech	1	1	1	0	3

1ST PERIOD — **MTU:** Engelhardt (Murphy, Pittis), 7:39.  
2ND PERIOD — **MTU:** Hartman (Anderson), 5:28; **Minn:** Riddle (Hirsch, P. Martin), 7:37, ppg; **Minn:** Stevens (Riddle, Hirsch), 11:29, ppg.  
3RD PERIOD — **Minn:** Guyer (Sertich), 2:01, ppg; **MTU:** Scott (Conner, Radovich), 16:44.  
OVERTIME — No Scoring.

**Shots on Goal:** Minnesota 14-13-12-1--40, Michigan Tech 8-10-5-4--27  
**Power Plays:** Minnesota 3-9, Michigan Tech 0-6  
**Goalies:** Minnesota: Johnson (27 shots, 24 sv), MTU: Ellsworth (45 shots, 44 sv)  
**Penalties:** Minnesota 7-14, Michigan Tech 10-20  
**Att:** 2,701

<b>GAME 6</b>	<b>Alabama-Huntsville</b>	<b>1</b>
Nov. 1, 2002 Mariucci Arena Minneapolis, Minn.	<b>MINNESOTA</b>	<b>12</b>

Scoring	1	2	3	OT	F
Alabama-Huntsville	0	0	1	-	1
Minnesota	2	5	5	-	12

1ST PERIOD — **Minn:** Waibel (Reinolz, Kennedy), 4:57; **Minn:** Waibel 2 (Reinholz, Stevens), 14:58.  
 2ND PERIOD — **Minn:** Koalska (Vanek, Riddle), 1:16; **Minn:** Vanek (Koalska), 10:56; **Minn:** Riddle (Vanek), 15:39; **Minn:** Riddle 2 (P. Martin, Koalska), 16:10; **Minn:** Waibel 3 (P. Martin, Reinholz), 17:47, shg.  
 3RD PERIOD — **Minn:** Riddle 3 (Vanek, Koalska), 0:36, ppg; **UAH:** Ross (Bushey, Schrieber), 10:53, ppg; **Minn:** DeMarchi (Fleming), 11:52, ppg; **Minn:** Vanek 2 (P. Martin), 13:34; **Minn:** Vanek 3 (unassisted), 19:15; **Minn:** Ballard (Guyer), 19:24.

**Shots on Goal:** Alabama-Huntsville 4-8-6--18, Minnesota 11-18-22--51  
**Power Plays:** Alabama-Huntsville 1-6, Minnesota 2-8  
**Goalies:** UAH: Byrne (40:00, 29 shots, 22 svcs), Munroe (20:00, 22 shots, 17 svcs); Minnesota: Weber (18 shots, 17 svcs)  
**Penalties:** Alabama-Huntsville 8-16, Minnesota 6-12  
**Att:** 10,058

<b>GAME 7</b>	<b>Alabama-Huntsville</b>	<b>2</b>
Nov. 2, 2002 Mariucci Arena Minneapolis, Minn.	<b>MINNESOTA</b>	<b>4</b>

Scoring	1	2	3	OT	F
Alabama-Huntsville	0	2	0	-	2
Minnesota	1	1	2	-	4

1ST PERIOD — **Minn:** Harrington (Koalska, P. Martin), 0:12.  
 2ND PERIOD — **UAH:** Brown (Funk), 15:56; **Minn:** Riddle (Ballard, P. Martin), 18:05, ppg; **UAH:** Ross (Zirnis), 19:18.  
 3RD PERIOD — **Minn:** Anthony (Vanek), 1:25; **Minn:** DeMarchi (J. Martin, Smaagaard), 5:45.

**Shots on Goal:** Alabama-Huntsville 5-8-7--20, Minnesota 24-17-15--56  
**Power Plays:** Alabama-Huntsville 0-3, Minnesota 1-7  
**Goalies:** UAH: Munroe (59:18, 56 shots, 52 svcs); Minnesota: Johnson (20 shots, 18 svcs)  
**Penalties:** Alabama-Huntsville 13-34, Minnesota 9-26  
**Att:** 10,031

<b>GAME 8</b>	<b>MINNESOTA</b>	<b>2</b>
Nov. 8, 2002 Miwest Wireless Center Mankato, Minn.	<b>Minnesota State</b>	<b>3</b>

Scoring	1	2	3	OT	F
Minnesota	0	1	1	-	2
Minnesota State	0	0	3	-	3

1ST PERIOD — No Scoring.  
 2ND PERIOD — **Minn:** Riddle (Ballard, P. Martin), 7:52, ppg.  
 3RD PERIOD — **Minn:** Welch (Vanek, Harrington), 0:41, ppg; **MSU:** Stevenson (Abel, Kisskeys), 6:24, ppg, 4x3; **MSU:** Joseph (Stevenson, Gertach), 7:26; **MSU:** Paluczak (Gerlach, Thompson), 14:12.

**Shots on Goal:** Minnesota 11-12-14--37, MSU 5-6-9--20  
**Power Plays:** Minnesota 2-6, MSU 1-5  
**Goalies:** Minn: Weber (58:46, 20 shots, 17 svcs); MSU: Jensen (37 shots, 35 svcs)  
**Penalties:** Minnesota 9-18, MSU 10-20  
**Att:** 4,683

<b>GAME 9</b>	<b>MINNESOTA</b>	<b>7</b>
Nov. 9, 2002 Miwest Wireless Center Mankato, Minn.	<b>Minnesota State</b>	<b>4</b>

Scoring	1	2	3	OT	F
Minnesota	1	3	3	-	7
Minnesota State	0	2	2	-	4

1ST PERIOD — **Minn:** Atherton (Anthony, Hirsch), 2:31.  
 2ND PERIOD — **MSU:** Becker (Stevenson, Joseph), 4:43; **Minn:** J. Martin (P. Martin, Fleming), 8:53; **Minn:** P. Martin (Anthony, Johnson), 12:09; **Minn:** Riddle (Koalska, Vanek), 13:08, ppg; **MSU:** Abel (Joseph, Bourne), 16:31, ppg, 4x3.  
 3RD PERIOD — **MSU:** Stevenson (Becker, Forsythe), 1:02; **Minn:** P. Martin (Riddle, Ballard), 4:29, ppg; **Minn:** Vanek (Riddle, Ballard), 4:45, ppg; **MSU:** Bassett (Abel, Joseph), 15:39, ppg; **Minn:** Riddle (unassisted), 19:46, eng.

**Shots on Goal:** Minnesota 10-6-10--26, MSU 11-12-9--32  
**Power Plays:** Minnesota 3-6, MSU 2-6  
**Goalies:** Minn: Johnson (32 shots, 28 svcs); MSU: Jensen (25 shots, 19 svcs)  
**Penalties:** Minnesota 12-32, MSU 13-45  
**Att:** 5,084

<b>GAME 10</b>	<b>Colorado College</b>	<b>7</b>
Nov. 15, 2002 Mariucci Arena Minneapolis, Minn.	<b>MINNESOTA</b>	<b>3</b>

Scoring	1	2	3	OT	F
Colorado College	2	3	2	-	7
Minnesota	0	2	1	-	3

1ST PERIOD — **CC:** Clarke (Sertich, Canzanello), 17:12; **CC:** Preissing (Sejna, Clarke), 19:51, ppg, 5x3.  
 2ND PERIOD — **CC:** Sterling (Clarke, Sejna), 0:55, ppg; **CC:** Sejna (Petiot, Clarke), 6:48; **CC:** Slattengren (C. Stuart), 7:21; **Minn:** Stevens (Welch), 8:26; **Minn:** Sertich (MacKinnon, Fleming), 13:13.  
 3RD PERIOD — **Minn:** Vanek (Riddle, Stevens), 7:07; **CC:** Cullen (unassisted), 19:25, eng; **CC:** Polaski (Laux), 19:44.

**Shots on Goal:** Colorado College 16-7-8--31, Minnesota 6-12-9--27  
**Power Plays:** Colorado College 2-4, Minnesota 0-4  
**Goalies:** CC: McElhinney (27 shots, 24 svcs); Minn: Johnson (31 shots, 24 svcs)  
**Penalties:** Colorado College 4-8, Minnesota 4-8  
**Att:** 10,119

<b>GAME 11</b>	<b>Colorado College</b>	<b>2</b>
Nov. 16, 2002 Mariucci Arena Minneapolis, Minn.	<b>MINNESOTA</b>	<b>2</b>

Scoring	1	2	3	OT	F
Colorado College	2	0	0	0	2
Minnesota	0	1	1	0	2

1ST PERIOD — **CC:** Sejna (Sertich), 8:07; **CC:** Sejna 2 (Clarke), 12:14.  
 2ND PERIOD — **Minn:** Guyer (Vanek, DeMarchi), 9:56.  
 3RD PERIOD — **Minn:** Vanek (Koalska, Riddle), 13:55, ppg.

**Shots on Goal:** Colorado College 12-6-9-5--32, Minnesota 3-15-15-4--37  
**Power Plays:** Colorado College 0-7, Minnesota 1-4  
**Goalies:** CC: McElhinney (37 shots, 35 svcs); Minn: Weber (32 shots, 30 svcs)  
**Penalties:** Colorado College 7-14, Minnesota 8-16  
**Att:** 10,129

<b>GAME 12</b>	<b>Michigan Tech</b>	<b>2</b>
Nov. 22, 2002 Mariucci Arena Minneapolis, Minn.	<b>MINNESOTA</b>	<b>4</b>

Scoring	1	2	3	OT	F
Michigan Tech	1	1	0	-	2
Minnesota	2	1	1	-	4

1ST PERIOD — **Minn:** Koalska (Riddle, P. Martin), 8:14, ppg; **Minn:** Welch (Guyer, Harrington), 9:24; **MTU:** Engelhardt (Murphy, Werner), 19:02.  
 2ND PERIOD — **MTU:** Conner (Engelhardt), 1:50; **Minn:** Fleming (Harrington, MacKinnon), 3:14.  
 3RD PERIOD — **Minn:** DeMarchi (P. Martin), 19:39, eng.

**Shots on Goal:** Michigan Tech 7-15-12--34, Minnesota 14-8-10--32  
**Power Plays:** Michigan Tech 0-4, Minnesota 1-5  
**Goalies:** MTU: Ellsworth (59:43, 32 shots, 28 svcs); Minn: Weber (34 shots, 32 svcs)  
**Penalties:** Michigan Tech 7-14, Minnesota 6-12  
**Att:** 10,031

<b>GAME 13</b>	<b>Michigan Tech</b>	<b>1</b>
Nov. 23, 2002 Mariucci Arena Minneapolis, Minn.	<b>MINNESOTA</b>	<b>2</b>

Scoring	1	2	3	OT	F
Michigan Tech	1	0	0	-	1
Minnesota	0	0	2	-	2

1ST PERIOD — **MTU:** Conner (unassisted), 15:07, shg.  
 2ND PERIOD — No Scoring.  
 3RD PERIOD — **Minn:** P. Martin (Koalska), 9:09, ppg; **Minn:** Welch (P. Martin, Guyer), 9:38.

**Shots on Goal:** Michigan Tech 4-5-7--16, Minnesota 9-9-14--32  
**Power Plays:** Michigan Tech 0-4, Minnesota 1-8  
**Goalies:** MTU: Ellsworth (59:26, 32 shots, 30 svcs); Minn: Weber (16 shots, 15 svcs)  
**Penalties:** Michigan Tech 11-22, Minnesota 7-14  
**Att:** 10,089

<b>GAME 14</b>	<b>Michigan State</b>	<b>5</b>
Nov. 29, 2002 Mariucci Arena Minneapolis, Minn.	<b>MINNESOTA</b>	<b>5</b>

Scoring	1	2	3	OT	F
Michigan State	1	4	0	0	5
Minnesota	1	2	2	0	5

1ST PERIOD — **MSU:** Lalonde (Slater, Booth), 2:56; **Minn:** Koalska (Vanek), 8:17.  
 2ND PERIOD — **MSU:** Goldie (Liles, Markusen), 6:55, ppg; **Minn:** Harrington (Welch), 12:25, ppg; **MSU:** Booth (Slater, Fretter), 13:38; **Minn:** Vanek (P. Martin), 14:17; **MSU:** Falardeau (Radunske), 19:38; **MSU:** Booth 2 (Slater), 19:54.  
 3RD PERIOD — **Minn:** Vanek 2 (Koalska, Riddle), 13:03; **Minn:** Vanek 3 (Riddle), 16:42.

**Shots on Goal:** Michigan State 6-11-13-0--30, Minnesota 17-12-18-4--51  
**Power Plays:** Michigan State 1-3, Minnesota 1-6  
**Goalies:** MSU: Migliaccio (65:00, 51 shots, 46 svcs); Minn: Weber (65:00, 30 shots, 25 svcs)  
**Penalties:** Michigan State 7-14, Minnesota 4-8  
**Att:** 10,153

<b>GAME 15</b>	<b>Michigan</b>	<b>3</b>
Dec. 1, 2002 Mariucci Arena Minneapolis, Minn.	<b>MINNESOTA</b>	<b>1</b>

Scoring	1	2	3	OT	F
Michigan	1	1	1	-	3
Minnesota	0	1	0	-	1

1ST PERIOD — **Mich:** Richmond (Ebbett, Woodford), 6:33.  
 2ND PERIOD — **Minn:** Ballard (Vanek), 3:39; **Mich:** Helminen (Roemensky), 6:12, shg.  
 3RD PERIOD — **Mich:** Rogers (unassisted), 19:10, eng.


**Shots on Goal:** Michigan 10-7-16--33, Minnesota 12-16-11--39  
**Power Plays:** Michigan 1-2, Minnesota 0-4  
**Goalies:** Mich: Montoya (39 shots, 38 svcs); Minn: Weber (59:28, 32 shots, 30 svcs)  
**Penalties:** Michigan 7-14, Minnesota 5-10  
**Att:** 10,036

<b>GAME 16</b>	<b>MINNESOTA</b>	<b>3</b>
Dec. 6, 2002 The Kohl Center Madison, Wis.	<b>Wisconsin</b>	<b>0</b>

Scoring	1	2	3	OT	F
Minnesota	0	2	1	-	3
Wisconsin	0	0	0	-	0

1ST PERIOD — No Scoring.  
 2ND PERIOD — **Minn:** Harrington (Anthony), 7:20, shg; **Minn:** Guyer (DeMarchi, Vanek), 13:41.  
 3RD PERIOD — **Minn:** Welch (unassisted), 19:30, ppg.

**Shots on Goal:** Minnesota 13-11-10--34, Wisconsin 9-9-13--31  
**Power Plays:** Minnesota 1-5, Wisconsin 0-4  
**Goalies:** Minn: Weber (31 shots, 31 svcs); Wis: Kabotoff (34 shots, 31 svcs)  
**Penalties:** Minnesota 8-16, Wisconsin 9-18  
**Att:** 11,845



**Travis Weber** earned his first career shutout on Dec. 6 at Wisconsin and was named WCHA Defensive Player of the Week.



**GAME 17**Dec. 7, 2002  
The Kohl Center  
Madison, Wis.

MINNESOTA	3
Wisconsin	2

Scoring	1	2	3	OT	F
Minnesota	0	2	1	-	3
Wisconsin	0	1	1	-	2

1ST PERIOD — No Scoring.

2ND PERIOD — **Wis:** MacMurdy (Boeser, Licari), 1:19; **Minn:** Fleming (Sertich, Waibel), 3:51; **Minn:** Vanek (Riddle, Koalska), 11:00, ppg.3RD PERIOD — **Wis:** Bourque (Leavitt, Gilbert), 12:55, ppg; **Minn:** DeMarchi (Welch, Tallackson), 16:37.**Shots on Goal:** Minnesota 15-13-15--43, Wisconsin 5-6-6--17**Power Plays:** Minnesota 1-5, Wisconsin 1-5**Goalies:** Minn: Weber (17 shots, 15 svcs); Wis: Bruckler (58:56, 43 shots, 40 svcs)**Penalties:** Minnesota 8-16, Wisconsin 8-16**Att:** 13,710**GAME 18**Dec. 27, 2002  
Mariucci Arena  
Minneapolis, Minn.

Yale	3
MINNESOTA	7

Scoring	1	2	3	OT	F
Yale	0	1	2	-	3
Minnesota	3	4	0	-	7

1ST PERIOD — **Minn:** Reinholz (Erickson), 2:15; **Minn:** Hirsch (Welch, Anthony),18:41; **Minn:** Vanek (Koalska, Riddle), 19:53, ppg.2ND PERIOD — **Minn:** P. Martin (Reinholz), 5:53; **Minn:** Ballard (P. Martin), 8:39, shg;**Minn:** Vanek (Riddle), 9:33; **Yale:** Jensen (Craig, Wax), 12:03; **Minn:** Sertich (Fleming, Harrington), 17:36.3RD PERIOD — **Yale:** Nibbe (Callahan, Zappala), 2:34; **Yale:** Zappala (Murphy), 16:17.**Shots on Goal:** Yale 6-12-16--34, Minnesota 8-15-10--33**Power Plays:** Yale 0-6, Minnesota 1-7**Goalies:** Yale: Cohen (30:27, 15 shots, 9 svcs), Gartner (29:33, 18 shots, 17 svcs); Minn: Weber (34 shots, 31 svcs)**Penalties:** Yale 9-18, Minnesota 8-16**Att:** 10,058**GAME 19**Dec. 28, 2002  
Mariucci Arena  
Minneapolis, Minn.

Boston College	1
MINNESOTA	2

Scoring	1	2	3	OT	F
Boston College	0	0	1	0	1
Minnesota	0	1	0	1	2

1ST PERIOD — No Scoring.

2ND PERIOD — **Minn:** J. Martin (Fleming, Vanek), 18:16.3RD PERIOD — **BC:** Collins (Spina, Forrest), 11:24, ppg.OVERTIME — **Minn:** Riddle (Harrington, Koalska), 2:30**Shots on Goal:** Boston College 12-10-7-1--30, Minnesota 18-10-10-3--41**Power Plays:** Boston College 1-4, Minnesota 0-5**Goalies:** BC: Kaltiainen (62:30, 41 shots, 39 svcs); Minn: Weber (62:30, 30 shots, 29 svcs)**Penalties:** Boston College 4-8, Minnesota 4-8**Att:** 10,075**GAME 20**Jan. 3, 2003  
Mariucci Arena  
Minneapolis, Minn.

St. Cloud State	4
MINNESOTA	3

Scoring	1	2	3	OT	F
St. Cloud State	0	1	3	-	4
Minnesota	1	1	1	-	3

1ST PERIOD — **Minn:** MacKinnon (Erickson, P. Martin), 6:38.2ND PERIOD — **Minn:** Vanek (Riddle, Koalska), 13:15; **SCSU:** Jensen (Lehun, Gens), 15:03.3RD PERIOD — **SCSU:** Jensen 2 (Hooton, LaMere), 8:23; **Minn:** Fleming (Waibel, J. Martin), 10:13; **SCSU:** Szabo (Eastman, Hendricks), 11:33, shg; **SCSU:** Jensen 3 (Szabo), 19:31.**Shots on Goal:** St. Cloud State 11-11-10--32, Minnesota 14-14-13--41**Power Plays:** St. Cloud State 0-3, Minnesota 0-4**Goalies:** SCSU: Montgomery (41 shots, 38 svcs); Minn: Weber (59:44, 32 shots, 28 svcs)**Penalties:** St. Cloud State 5-10, Minnesota 4-8**Att:** 10,117**GAME 21**Jan. 4, 2003  
Mariucci Arena  
Minneapolis, Minn.

MINNESOTA	3
St. Cloud State	3

Scoring	1	2	3	OT	F
Minnesota	1	2	0	0	3
St. Cloud State	1	0	2	0	3

1ST PERIOD — **SCSU:** Jensen (Hooton), 1:19; **Minn:** J. Martin (MacKinnon), 11:11.2ND PERIOD — **Minn:** Reinolz (Ballard, Harrington), 10:43, ppg; **Minn:** Vanek (Ballard, Hirsch), 18:43, ppg.3RD PERIOD — **SCSU:** Doyle (Eastman, Lehun), 0:19; **SCSU:** Szabo (Hendricks, Eastman), 18:50, ppg.**Shots on Goal:** Minnesota 12-13-21-3--49, St. Cloud State 6-7-10-1--24**Power Plays:** Minnesota 2-6, St. Cloud State 1-6**Goalies:** Minn: Weber (65:00, 24 shots, 22 svcs); SCSU: Montgomery (49 shots, 46 svcs)**Penalties:** Minnesota 14-28, St. Cloud State 14-31**Att:** 6,685**GAME 22**Jan. 10, 2003  
Mariucci Arena  
Minneapolis, Minn.

North Dakota	4
MINNESOTA	2

Scoring	1	2	3	OT	F
North Dakota	1	2	1	-	4
Minnesota	1	1	0	-	2

1ST PERIOD — **Minn:** Hirsch (P. Martin, Stevens), 4:46, ppg; **ND:** Parise (Massen, Lundbohm), 8:10, ppg.2ND PERIOD — **Minn:** Harrington (Ballard, Reinholz), 1:20; **ND:** Prpich (McMahon), 13:24; **ND:** Spiewak (Bochenski, Parise), 19:20.3RD PERIOD — **ND:** Prpich 2 (Parise), 19:05.**Shots on Goal:** North Dakota 14-14-10--38, Minnesota 12-3-11--26**Power Plays:** North Dakota 1-2, Minnesota 1-3**Goalies:** ND: Brandt (26 shots, 24 svcs); Minn: Weber (38 shots, 34 svcs)**Penalties:** North Dakota 4-8, Minnesota 3-6**Att:** 10,095

**GAME 23** North Dakota 3  
 MINNESOTA 6

Jan. 11, 2003  
 Mariucci Arena  
 Minneapolis, Minn.

Scoring	1	2	3	OT	F
North Dakota	2	0	1	-	3
Minnesota	1	1	4	-	6

1ST PERIOD — **Minn:** Riddle (Koalska, Vanek), 10:31, ppg; **ND:** Lundbohm (Massen, Marvin), 12:22; **ND:** Parise (Bochenski, Greene), 16:17.  
 2ND PERIOD — **Minn:** Riddle 2 (Vanek, Koalska), 17:42.  
 3RD PERIOD — **Minn:** Fleming (Waibel), 0:33, shg; **Minn:** Guyer (Ballard, Hirsch), 13:29, ppg; **Minn:** Waibel (Koalska), 17:42, shg, eng; **ND:** Schneider (Genoway, Fylling), 18:42; **Minn:** Vanek (Koalska), 19:27, eng.

**Shots on Goal:** North Dakota 10-9-8--27, Minnesota 14-12-13--39  
**Power Plays:** North Dakota 0-3, Minnesota 2-5  
**Goalies:** ND: Brandt (58:46, 37 shots, 33 sv); Minn: Weber (27 shots, 24 sv)  
**Penalties:** North Dakota 8-16, Minnesota 6-12  
**Att:** 10,160

**GAME 24** Minnesota State 2  
 MINNESOTA 2

Jan. 24, 2003  
 Mariucci Arena  
 Minneapolis, Minn.

Scoring	1	2	3	OT	F
Minnesota State	0	2	0	0	2
Minnesota	1	0	1	0	2

1ST PERIOD — **Minn:** Riddle (Potulny), 14:36.  
 2ND PERIOD — **MSU:** Abel (Johns, Joseph), 18:45, ppg, 5x3; **MSU:** Bassett (Stevenson, Joseph), 19:34.  
 3RD PERIOD — **Minn:** Reinholz (Waibel), 17:03.

**Shots on Goal:** Minnesota State 4-11-4-2--21, Minnesota 12-5-18-1--36  
**Power Plays:** Minnesota State 2-5, Minnesota 0-7  
**Goalies:** MSU: Volp (36 shots, 34 sv); Minn: Weber (21 shots, 19 sv)  
**Penalties:** Minnesota State 12-24, Minnesota 11-30  
**Att:** 10,060


**GAME 25** Minnesota State 4  
 MINNESOTA 4

Jan. 25, 2003  
 Mariucci Arena  
 Minneapolis, Minn.

Scoring	1	2	3	OT	F
Minnesota State	1	1	2	0	4
Minnesota	2	0	2	0	4

1ST PERIOD — **Minn:** Vanek (unassisted), 4:28, 4x4; **MSU:** Stevenson (Johns, Bassett), 15:32, ppg; **Minn:** Hirsch (Potulny), 17:35, ppg.  
 2ND PERIOD — **MSU:** Bassett (Stevenson, Johns), 17:48, ppg, 4x3.  
 3RD PERIOD — **MSU:** Thompson (Bourne, Metcalf), 6:43, 4x4; **Minn:** Ballard (unassisted), 9:45; **Minn:** Fleming (Waibel, Sertich), 14:11; **MSU:** Marler (Joseph, Abel), 19:34, 6x5.

**Shots on Goal:** Minnesota State 7-5-14-4--30, Minnesota 20-12-11-4--47  
**Power Plays:** Minnesota State 2-4, Minnesota 1-6  
**Goalies:** MSU: Jensen (64:20, 47 shots, 43 sv); Minn: Weber (30 shots, 26 sv)  
**Penalties:** Minnesota State 10-20, Minnesota 8-16  
**Att:** 10,037



*Matt Koalska had a career-high four assists in a 6-3 win vs. No. 1 North Dakota on Jan. 11.*

The Automated ScoreBook  
 Minnesota Overall Team Statistics (as of Jan 27, 2003)  
 All games

Overall: 12-6-7    Conf: 7-4-5    Home: 7-4-4    Away: 4-2-3    Neut: 1-0-0

TEAM STATISTICS	MINN	OPP
-----		
SHOT STATISTICS.....		
Goals-Shot attempts.....	98-983	73-678
Shot pct.....	.100	.108
Goals/Game.....	3.9	2.9
Shots/Game.....	39.3	27.1
Assists.....	154	116
POWER PLAYS.....		
Goals-Power Plays.....	33-151	22-113
Conversion Percent.....	.219	.195
Shot Attempts.....	290	130
Shot Percent.....	.114	.169
GOAL BREAKDOWN.....		
Total Goals.....	98	73
Power Play.....	33	22
Short-handed.....	5	5
Empty net.....	4	2
Penalty.....	0	0
Unassisted.....	7	6
Overtime.....	1	0
Shootout.....	0	0
Delayed Penalty.....	0	0
PENALTIES.....		
Number.....	181	220
Minutes.....	405	489
Penalties/Game.....	7.2	8.8
Pen minutes/Game.....	16.2	19.6
Minor.....	167	203
Major.....	1	3
10-minute Misconduct.....	4	3
Game Misconduct.....	1	2
Gross Misconduct.....	0	0
Match.....	0	0
SHOOTOUTS (Made-Att).....	0-0	0-0
ATTENDANCE.....		
Total.....	151248	60054
Dates/Avg Per Date.....	15/10083	9/6673
Neutral Site #/Avg.....	1/15204	

GOALS BY PERIOD	1	2	3	OT	Total
-----					
Minnesota.....	22	40	35	1 -	98
Opponents.....	21	25	27	0 -	73

SAVES BY PERIOD	1	2	3	OT	Total
-----					
Minnesota.....	186	178	220	21 -	605
Opponents.....	303	265	296	21 -	885

**The Automated ScoreBook**  
**Minnesota Overall Individual Statistics (as of Jan 27, 2003)**  
**All games**

**Overall: 12-6-7    Conf: 7-4-5    Home: 7-4-4    Away: 4-2-3    Neut: 1-0-0**

## Name	-----SHOTS-----							----PENALTIES----				-----GOALS-----								
	GP	G	A	Pts	Shots	Pct	+/-	No-Min	Min	Maj	Oth	PP	SH	FG	GW	GTG	OT	HT	PN	UA
26 VANEK, Thomas	25	19	15	34	119	.160	0	14-28	14	0	0	5	0	2	1	2	0	2	0	2
21 RIDDLE, Troy	25	16	16	32	97	.165	0	16-32	16	0	0	7	0	3	1	0	1	1	0	2
10 MARTIN, Paul	25	6	18	24	68	.088	0	11-22	10	0	0	3	0	0	1	0	0	0	0	0
24 KOALSKA, Matt	23	5	18	23	55	.091	0	7-14	7	0	0	3	0	1	0	0	0	0	0	0
13 BALLARD, Keith	25	5	17	22	99	.051	0	19-46	17	0	1	1	1	0	1	0	0	0	0	1
7 GUYER, Gino	21	8	4	12	67	.119	0	3-6	3	0	0	4	0	0	1	0	0	0	0	1
3 HARRINGTON,Chris	25	4	7	11	58	.069	0	14-44	10	0	2	1	1	2	1	0	0	0	0	0
23 HIRSCH, Tyler	23	4	7	11	38	.105	0	10-20	10	0	0	3	0	1	0	0	0	0	0	0
29 FLEMING, Jake	21	5	5	10	46	.109	0	7-22	6	0	1	0	1	0	1	0	0	0	0	0
11 WELCH, Dan	18	5	5	10	47	.106	0	6-12	6	0	0	3	0	0	2	0	0	0	0	1
5 WAIBEL, Jon	20	4	6	10	40	.100	0	5-10	5	0	0	0	2	1	1	0	0	1	0	0
25 REINHOLZ, Jerrid	15	3	5	8	27	.111	0	0-0	0	0	0	1	0	1	0	1	0	0	0	0
19 DEMARCHI, Matt	25	4	3	7	29	.138	0	28-67	23	1	1	1	0	0	1	0	0	0	0	0
9 SERTICH, Andy	24	2	5	7	29	.069	0	3-6	3	0	0	0	0	0	0	0	0	0	0	0
6 STEVENS, Judd	25	2	5	7	36	.056	0	3-6	3	0	0	1	0	0	0	0	0	0	0	0
20 MARTIN, Joey	10	3	2	5	14	.214	0	5-10	5	0	0	0	0	1	0	0	0	0	0	0
16 ANTHONY, Nick	24	1	4	5	31	.032	0	5-10	4	0	0	0	0	0	1	0	0	0	0	0
28 MACKINNON, Brett	15	1	3	4	13	.077	0	4-8	4	0	0	0	0	1	0	0	0	0	0	0
15 ERICKSON, Mike	16	0	2	2	12	.000	0	2-4	2	0	0	0	0	0	0	0	0	0	0	0
18 POTULNY, Grant	3	0	2	2	3	.000	0	1-2	1	0	0	0	0	0	0	0	0	0	0	0
27 TALLACKSON, Barry	12	0	2	2	24	.000	0	5-10	5	0	0	0	0	0	0	0	0	0	0	0
4 ATHERTON, P.J.	12	1	0	1	14	.071	0	6-12	6	0	0	0	0	1	0	0	0	0	0	0
33 JOHNSON, Justin	6	0	1	1	0	.000	0	0-0	0	0	0	0	0	0	0	0	0	0	0	0
2 KENNEDY, Peter	10	0	1	1	9	.000	0	3-6	3	0	0	0	0	0	0	0	0	0	0	0
17 SMAAGAARD, Garrett	8	0	1	1	8	.000	0	0-0	0	0	0	0	0	0	0	0	0	0	0	0
TM TEAM	5	0	0	0	0	.000	0	4-8	4	0	0	0	0	0	0	0	0	0	0	0
Total.....	25	98	154	252	983	.100	0	181-405	167	1	5	33	5	14	12	3	1	4	0	7
Opponents.....	25	73	116	189	678	.108	-	220-489	203	3	5	22	5	11	6	4	0	1	0	6

## Name	---GOAL AVERAGE---				--SAVES--		----RECORD----				-----GOALS-----				
	GP-GS	Minutes	GA	Avg	Saves	Pct	W	L	T	Sho	PP	SH	EN	PEN	SOG
31 WEBER, Travis	20-20	1195:06	50	2.51	469	.904	9	5	5	1	14	5	0	0	0
33 JOHNSON, Justin	6-5	339:45	21	3.71	136	.866	3	1	2	0	8	0	0	0	0
TM EMPTY NET	5-0	2:39	0	0.00	0	.000	0	0	0	0	0	0	2	0	0
Total.....	25-0	1537:30	73	2.85	605	.895	12	6	7	1	22	5	2	0	0
Opponents.....	25-0	1537:30	98	3.82	885	.904	6	12	7	0	33	5	4	0	0

**The Automated ScoreBook**  
**Minnesota Combined Team Statistics (as of Jan 27, 2003)**  
**Conference games**

DATE	OPPONENT	W/L	SCORE	ATTEND	RECORD:	OVERALL	HOME	AWAY	NEUTRAL
*Oct 25, 2002	at Michigan Tech	W	5-4	2344	ALL GAMES.....	( 7- 4- 5)	( 3- 3- 3)	( 4- 1- 2)	( 0- 0- 0)
*Oct 26, 2002	at Michigan Tech	T OT	3-3	2701	CONFERENCE.....	( 7- 4- 5)	( 3- 3- 3)	( 4- 1- 2)	( 0- 0- 0)
*Nov 08 2002	at Minnesota State	L	2-3	4683	NON-CONFERENCE.....	( 0- 0- 0)	( 0- 0- 0)	( 0- 0- 0)	( 0- 0- 0)
*Nov 09, 2002	at Minnesota State	W	7-4	5084					
*Nov 15, 2002	COLORADO COLLEGE	L	3-7	10119					
*Nov 16, 2002	COLORADO COLLEGE	T OT	2-2	10129					
*Nov 22, 2002	MICHIGAN TECH	W	4-2	10031					
*Nov 23, 2002	MICHIGAN TECH	W	2-1	10089					
*Dec 06, 2002	at WISCONSIN	W	3-0	11845					
*Dec 07, 2002	at WISCONSIN	W	3-2	13710					
*Jan 03, 2003	ST. CLOUD STATE	L	3-4	10117					
*Jan 04, 2003	at St. Cloud State	T OT	3-3	6685					
*Jan 10, 2003	NORTH DAKOTA	L	2-4	10095					
*Jan 11, 2003	NORTH DAKOTA	W	6-3	10160					
*Jan 24, 2003	MINNESOTA STATE	T OT	2-2	10060					
*Jan 25, 2003	MINNESOTA STATE	T OT	4-4	10037					

TEAM STATISTICS	MINN	OPP
SHOT STATISTICS.....		
Goals-Shot attempts.....	54-582	48-435
Shot pct.....	.093	.110
Goals/Game.....	3.4	3.0
Shots/Game.....	36.4	27.2
POWER PLAYS.....		
Goals-Power Plays.....	21-91	14-72
Conversion Percent.....	.231	.194
Shot Attempts.....	173	80
Shot Percent.....	.121	.175
GOAL BREAKDOWN.....		
Power Play.....	21	14
Short-handed.....	3	2
Empty net.....	4	1
Penalty.....	0	0
Unassisted.....	4	3
Overtime.....	0	0
Shootout.....	0	0
Delayed Penalty.....	0	0
PENALTIES.....		
Number.....	119	140
Minutes.....	254	313
Penalties/Game.....	7.4	8.8
Pen minutes/Game.....	15.9	19.6
SHOOTOUTS (Made-Att).....	0-0	0-0

## INDIVIDUAL (by pts)	GP	SHOTS				Pct	--PEN--	GOALS	
		G	A	Pts	Shots			No-Min	PP SH
26 VANEK, Thomas	16	10	6	16	68	.147	7-14	4	0
21 RIDDLE, Troy	16	7	9	16	57	.123	12-24	4	0
13 BALLARD, Keith	16	1	11	12	58	.017	11-22	0	0
10 MARTIN, Paul	16	3	8	11	43	.070	9-18	2	0
24 KOALSKA, Matt	14	2	9	11	30	.067	5-10	2	0
3 GUYER, Gino	14	6	2	8	40	.150	3-6	3	0
23 HIRSCH, Tyler	14	2	6	8	22	.091	7-14	2	0
29 FLEMING, Jake	15	5	2	7	32	.156	5-18	0	1
11 WELCH, Dan	10	4	3	7	16	.250	4-8	2	0
3 HARRINGTON, Chris	16	2	4	6	31	.065	7-22	0	1
5 WAIBEL, Jon	12	1	5	6	22	.045	4-8	0	1
19 DEMARCHI, Matt	16	2	3	5	23	.087	16-32	0	0
6 STEVENS, Judd	16	2	3	5	26	.077	3-6	1	0
9 SERTICH, Andy	16	1	4	5	15	.067	2-4	0	0
28 MACKINNON, Brett	11	1	3	4	11	.091	2-4	0	0
20 MARTIN, Joey	7	2	1	3	10	.200	4-8	0	0
25 REINHOLZ, Jerriid	10	2	1	3	19	.105	0-0	1	0
16 ANTHONY, Nick	15	0	3	3	16	.000	4-8	0	0
18 POTULNY, Grant	2	0	2	2	1	.000	1-2	0	0
4 ATHERTON, P.J.	9	1	0	1	10	.100	5-10	0	0
15 ERICKSON, Mike	9	0	1	1	6	.000	1-2	0	0
33 JOHNSON, Justin	4	0	1	1	0	.000	0-0	0	0
27 TALLACKSON, Barry	7	0	1	1	15	.000	2-4	0	0
2 KENNEDY, Peter	6	0	0	0	5	.000	2-4	0	0
17 SMAAGAARD, Garrett	5	0	0	0	6	.000	0-0	0	0
TM TEAM	3	0	0	0	0	.000	3-6	0	0
Total.....	16	54	88	142	582	.093	119-254	21	3
Opponents.....	16	48	79	127	435	.110	140-313	14	2

## GOALTENDERS	GP	---GOAL AVERAGE---		-SAVES-		Pct	W	L	T
		Time	GA	EN	Avg Save				
31 WEBER, Travis	13	768:38	33	0	2.58	.900	5	3	4
33 JOHNSON, Justin	4	214:45	14	0	3.91	.867	2	1	1
TM EMPTY NET	3	1:37	0	1	0.00	.000	0	0	0
Total.....	16	985:00	48	1	2.92	.892	7	4	5
Opponents.....	16	985:00	54	4	3.29	.913	4	7	5

ATTENDANCE SUMMARY	MINN	OPP
Total.....	90837	47052
Dates/Avg Per Date.....	9/10093	7/6722
Neutral Site #/Avg.....	0/0	

GOALS BY PERIOD	1	2	3	OT	Total
Minnesota.....	10	21	23	0	54
Opponents.....	14	15	19	0	48

SAVES BY PERIOD	1	2	3	OT	Total
Minnesota.....	121	119	131	16	387
Opponents.....	182	153	180	13	528

# MINNESOTA



## Golden Gopher

# MEN'S HOCKEY

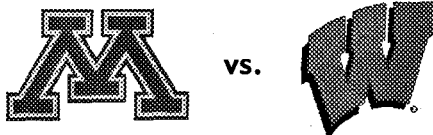
MINNESOTA  
MEDIA RELATIONS

Hockey contact: John Romo  
Assistant Media Relations Director  
Phone: 612.625.4090  
Fax: 612.625.0359  
email: romox001@umn.edu

Minnesota Athletic Media Relations, 516 15th Ave. SE, 244 Bierman Field Athletic Building, Minneapolis, Minn. 55455

www.gophersports.com

February 11, 2003



Wisconsin (10-17-3, 4-13-3)

at

#7 MINNESOTA (15-7-7, 10-5-5)

Date: Friday-Saturday, Feb. 14-15, 2003

Location: Minneapolis, Minn.

Mariucci Arena (10,000)

Time: 7:05 p.m.

TV: Fox Sports Net

Frank Mazzocco (play-by-play), Doug Woog (analyst)

Radio: KCCO 950

Wally Shaver (play-by-play), Glen Sonmor (analyst)

### SERIES HISTORY

#### Series Record

Minnesota leads 135-72-14 (.643)

In Minneapolis: Minnesota leads 79-20-5 (.784)

In Madison: Minnesota leads 53-46-9 (.532)

Neutral Sites: Wisconsin trails 3-6-0 (.333)

#### First Meeting

Jan. 15, 1922 Minnesota 3 Wisconsin 0

#### Last Meeting

Dec. 7, 2002 Minnesota 3 Wisconsin 2

#### Last 10 Games

Minnesota leads 8-2-0

#### Most Goals Scored by Minnesota

12 (12-2 win, Jan. 22, 1922)

#### Most Goals Scored by Wisconsin

10 (10-1 win, Feb. 6, 1970)

#### Last Minnesota Shutout

Dec. 6, 2002 - Minnesota 3, Wisconsin 0  
(span of 1 game)

#### Last Wisconsin Shutout

Nov. 12, 1983 - Wisconsin 9, Minnesota 0  
(span of 87 games)

#### Series Shutouts

Minnesota - 29, Wisconsin - 5

#### One-Goal Games

Minnesota leads 48-24

#### Overtime Games

Minnesota leads 17-7-14

### WEEKEND STORYLINES

- MN: Two points out of second-place
- MN: 1-2-2 in last five home games
- Vanek: leads nation's rookies with 22 goals
- MN: won four in a row at home vs. UW

#### The Series vs. Wisconsin

Minnesota leads the all-time series with Wisconsin by a 135-72-14 margin (.643), including a 79-20-5 advantage (.784) in games played in Minneapolis. Minnesota is 8-2-0 vs. the Badgers in the last 10 meetings.

#### Lucia vs. the Badgers

Don Lucia owns a 21-23-0 record against Wisconsin during his head coaching career. With Minnesota, he is 8-7-0. In his first season with the Golden Gophers, Wisconsin won all five meetings as it went on to win the WCHA Championship. Since then, Lucia and Minnesota hold an 8-2-0 advantage.

#### An Ann Arbor Reunion

A pair of Golden Gophers played for current Wisconsin Head Coach Mike Eaves in 2000-01. While head coach of the U.S. National Development Team, Eaves had sophomore forward Barry Tallackson and sophomore goaltender Travis Weber on his roster.

#### Weber vs. the Badgers

Sophomore Travis Weber has made three appearances vs. Wisconsin during his career. Last season, he relieved Adam Hauser in an 8-3 loss and allowed three goals on four shots. His return vs. the Badgers was a different story. He stopped 46 of 48 shots in a weekend sweep of the Badgers this past December. He recorded his first career shutout in the series opener. He is 2-0-0 in three appearances with a 2.14 gaa and .903 save percentage. Fellow sophomore Justin Johnson has yet to face Wisconsin.

#### Shutting the Door

Minnesota has a total of 29 shutouts in the series vs. Wisconsin, including Travis Weber's on Dec. 6, while the Badgers have five. Wisconsin has not shut out the Golden Gophers since a 9-0 win on Nov. 12, 1983, a span of 87 games.

### MINNESOTA SCHEDULE

Date	Opponent	Time/Result
Oct. 12	vs. OHIO STATE*#	W 7-2
Oct. 18	at New Hampshire*	T 5-5 (ot)
Oct. 19	at New Hampshire*	L 1-3
Oct. 25	at Michigan Tech	W 5-4
Oct. 26	at Michigan Tech	T 3-3 (ot)
Nov. 1	ALABAMA-HUNTSVILLE*	W 12-1
Nov. 2	ALABAMA-HUNTSVILLE*	W 4-2
Nov. 8	at MSU, Mankato	L 2-3
Nov. 9	at MSU, Mankato	W 7-4
Nov. 15	COLORADO COLLEGE	L 3-7
Nov. 16	COLORADO COLLEGE	T 2-2 (ot)
Nov. 22	MICHIGAN TECH	W 4-2
Nov. 23	MICHIGAN TECH	W 2-1
Nov. 29	MICHIGAN STATE*\$	T 5-5 (ot)
Dec. 1	MICHIGAN*\$	L 1-3
Dec. 6	at Wisconsin	W 3-0
Dec. 7	at Wisconsin	W 3-2
Dec. 9	TEAM ITALY^	W 4-2
Dec. 27	YALE*@	W 7-3
Dec. 28	BOSTON COLLEGE*@	W 2-1 (ot)
Jan. 3	ST. CLOUD STATE	L 3-4
Jan. 4	at St. Cloud State	T 3-3 (ot)
Jan. 10	NORTH DAKOTA	L 2-4
Jan. 11	NORTH DAKOTA	W 6-3
Jan. 17	U.S. UNDER 18 TEAM^	W 6-0
Jan. 24	MSU, MANKATO	T 2-2 (ot)
Jan. 25	MSU, MANKATO	T 4-4 (ot)
Jan. 31	at Alaska Anchorage	W 4-0
Feb. 1	at Alaska Anchorage	W 4-1
Feb. 7	at Colorado College	L 2-6
Feb. 8	at Colorado College	W 3-2
Feb. 14	WISCONSIN	7:05 p.m.
Feb. 15	WISCONSIN	7:05 p.m.
Feb. 21	at Minnesota-Duluth	7:05 p.m.
Feb. 22	at Minnesota-Duluth	7:05 p.m.
Feb. 28	DENVER	7:05 p.m.
March 1	DENVER	7:05 p.m.
March 7	at St. Cloud State	7:05 p.m.
March 8	ST. CLOUD STATE	7:05 p.m.
March 14-16	WCHA Playoffs	TBA
March 20-22	WCHA Final Five	TBA
March 27-29	NCAA Regionals	TBA
April 10-12	NCAA Frozen Four	TBA

% Hall of Fame Game, Xcel Energy Center

\* Non-conference game

^ Exhibition

\$ College Hockey Showcase


@ Dodge Holiday Classic

Television Schedule located on page 13

All times central.

## Record When...

Overall Record	15-7-7
WCHA Record	10-5-5
Home Record	7-4-4
Road Record	7-3-3
Neutral Site Record	1-0-0
Last 20 Games	10-5-5
Last 10 Games	4-3-3
Last 5 Games	3-1-1
Scoring A Power-Play Goal	13-2-6
Not Scoring A Power-Play Goal	1-4-1
Allowing A Power-Play Goal	7-5-5
Not Allowing A Power-Play Goal	7-1-2
Scoring A Short-Handed Goal	4-0-0
Allowing A Short-Handed Goal	1-3-0
10 Or More Penalties	2-0-2
Fewer Than 10 Penalties	13-7-5
More Penalties Than Opponent	0-0-1
Fewer Penalties Than Opponent	11-5-5
Same Amount Of Penalties	4-2-1
In One-Goal Games	5-2-0
In Two-Goal Games	2-3-0
In Three-Goal or More Games	7-2-0
In Overtime Games	1-0-7
Scoring 4 or More Goals	10-0-3
Scoring 3 or Fewer Goals	5-7-4
Scoring 3 or More Goals	13-2-5
Scoring 2 or Fewer Goals	2-5-2
Allowing 4 or More Goals	2-3-3
Allowing 3 or Fewer Goals	13-4-4
Scoring First Goal Of Game	12-3-2
Opponents Score First	3-4-5
Leading After One Period	7-1-2
Trailing After One Period	3-3-3
Tied After One Period	5-3-2
Scoring First Goal Of Second Period	9-5-3
Leading After Two Periods	10-2-2
Trailing After Two Periods	3-5-3
Tied After Two Periods	2-0-2
Scoring First Goal Of Third Period	11-2-4
Having 10-19 Shots On Goal	0-0-0
Having 20-29 Shots On Goal	2-2-0
Having 30-39 Shots On Goal	6-3-3
Having 40 or More Shots On Goal	7-2-4
Allowing 10-19 Shots On Goal	4-0-0
Allowing 20-29 Shots On Goal	6-2-3
Allowing 30-39 Shots On Goal	5-5-4
Allowing 40 or More Shots On Goal	0-0-0
Outshooting Opponent	12-5-7
Opponent Outshoots Minnesota	3-2-0
Shots Are Even	0-0-0
October	2-1-2
November	5-2-2
December	4-1-0
January	2-2-3
February	2-1-0
March	0-0-0
April	0-0-0
Tuesdays	0-0-0
Thursdays	0-0-0
Fridays	6-5-3
Saturdays	9-1-4
Sundays	0-1-0
Series Record	4-2-5
Games Following A Win	6-4-4
Games Following A Loss	5-0-2
Games Following A Tie	3-3-1



WCHA freshman phenoms, **Thomas Vanek of Minnesota** and **Zach Parise of North Dakota**, are featured in this week's edition of **USA College Hockey Magazine**. Both lead their respective teams in points.

## News & Notes

### Golden Gophers Rally For Split at No. 1 Colorado College

After suffering a disappointing 6-2 loss last Friday night at No. 1 Colorado College, the Golden Gophers bounced back for one of their strongest efforts of the season. Minnesota rallied from a 2-1 third-period deficit to earn a 3-2 win. The Golden Gophers snapped the Tigers' 11-game unbeaten streak and 13-game home win streak. Tyler Hirsch got the Golden Gophers on the board just 1:33 into the contest. After the Tigers took a 2-1 lead, Thomas Vanek scored at 0:39 of the third period and Jake Fleming collected the game-winner at 8:24. Sophomore Justin Johnson earned the win with 18 saves in just his second start since Nov. 15.

### A Full Deck

The Golden Gophers have lost a total of 54 man-games due to injury, but fielded a full lineup this past weekend for the first time since the season opener vs. Ohio State on Oct. 12. Junior Matt Koalska was sidelined for the three weeks following hernia surgery and returned to the lineup vs. the Tigers. Junior captain Grant Potulny has played in the last six games after spending 22 games on the sideline with an ankle injury. Barry Tallackson, Jon Waibel, Jerrid Reinholz, Joey Martin and P.J. Atherton have all missed games due to injury.

### In the Standings

With the two points vs. Colorado College last weekend, the Golden Gophers moved to within two points of second place in the WCHA. Minnesota trails North Dakota and Minnesota State. The Golden Gophers have two games in hand on the Mavericks. Despite all of the injuries and changes to the lineup, the Golden Gophers have the same number of points in the WCHA as they had last season. Minnesota is currently 10-5-5 for 25 points, while last year at this point, the Golden Gophers were 11-6-3.

### Earlier This Season vs. the Badgers

Earlier this season, the Golden Gophers swept the Badgers in Madison. Sophomore Travis Weber collected his first career shutout in the opener as he made 31 saves in a 3-0 win. Freshman Chris Harrington got Minnesota on the board as he scored shorthanded at 7:20 of the second period. Fellow rookie Gino Guyer made it 2-0 with his marker at 13:41. In the rematch, senior Matt DeMarchi broke a 2-2 tie with his goal at the 16:37 mark of the third period. Jake Fleming and Thomas Vanek each scored in the second period. Weber earned WCHA Defensive Player of the Week honors after stopping 46 of 48 shots in the sweep.

### Looking For a Repeat of History

Last season after suffering a 6-5 loss to Colorado College on Feb. 15, the Golden Gophers responded with a 7-3 win at Mariucci Arena. Minnesota closed out the season with 11 wins in 12 games and won the program's fourth NCAA Championship. Ironically, following the win vs. Colorado College, the Golden Gophers swept Wisconsin at Mariucci Arena the very next weekend.

### Swept Away

Minnesota has not been swept at Mariucci Arena since Feb. 25-26, 2000, a span of 18 league series. Wisconsin was the last team to accomplish the feat as the then-No. 1 Badgers claimed 4-2 and 5-4 victories. The Golden Gophers were forced to start third-string walk-on goaltender Erik Young in the series.

Minnesota has not been swept by a WCHA opponent since March 2-3, 2001 vs. St. Cloud State, a span of 26 series. That is the longest streak since the team went 45 league series without being swept from Feb. 16, 1990 to Jan. 16, 1993.

### Searching For the Sweep

Minnesota will look to sweep the season series vs. Wisconsin for the first time since 1993-94 and for only the second time since 1980-81.

### Spreading the Wealth

Minnesota has collected game-winning goals from a variety of sources, but no Golden Gopher has more than two this season. Senior Matt DeMarchi and sophomores Keith Ballard and Jake Fleming each have two game-winning tallies this season. Last year, Jeff Taffe led the team with eight game-winners, the second-highest total in school history.

### Avoiding the Goose Egg

The Golden Gophers have not been shut out by an opponent since March 16, 2001, a span of 75 games. St. Cloud State defeated Minnesota 3-0 in the semifinals of the WCHA Final Five at the Xcel Energy Center. That span would be the largest among WCHA teams, but the University of Denver has gone a whopping 373 games since experiencing its last shutout. Ironically, the Pioneers were swept in both games of a two-game set at St. Cloud State on Dec. 17-18, 1993. Minnesota-Duluth has the next longest streak at 68 games.

### Raising the Bar

Eight different Golden Gophers have already established career-highs this season. Troy Riddle (20), Jake Fleming (6), Matt DeMarchi (5), Joey Martin (3) and Judd Stevens (2) have already surpassed their previous highs in goals. Sophomore Keith Ballard had 10 assists as a rookie, but has collected 21 helpers this year. Jon Waibel had nine points as a sophomore and now has 10 in 2002-03. Sophomore transfer Jerrid Reinholz collected 1-1--2 in 25 games with UMD in 2000-01 and has 3-5--8 in his first season with the Golden Gophers.

### He's Got a Knack

Sophomore Jake Fleming probably isn't going to lead the NCAA in goals at any point during his career with the Maroon and Gold, but he's got a chance to lead the nation in the mythical "meaningful" goal category. With his career-high six goals on the season, each one either tied the game or given Minnesota the lead.

Fleming's first tally of the season came just 1:24 after Michigan Tech tied the game at two on Nov. 22 at Mariucci Arena (4-2 win). On Dec. 7 at Wisconsin, his second goal of the season came just 2:32 after the Badgers took an early 1-0 lead (3-2 win). On Jan. 3 vs. St. Cloud State, he scored just 1:50 after the Huskies tied the game at two in the third period (4-3 loss). On Jan. 11 against then-No. 1 North Dakota, he scored shorthanded 33 seconds into the third period to break a 2-2 tie (6-3 win). On Jan. 25 vs. Minnesota State, he scored at 14:13 of the third period to give Minnesota a 4-3 lead (4-4 tie). Last Saturday vs. No. 1 Colorado College, he completed Minnesota's rally with his game-winner at 8:24 of the third period (3-2 win).

### How 'Bout Them Kids

This weekend's series will feature two of the most productive freshman classes in the WCHA. Minnesota's freshmen are the second-most productive in the league with 42-46--88. Colorado College leads the way with 40-52--92. Despite the team's struggles, Alaska Anchorage's rookie class ranks third in the league with 25-46--71, two more points than North Dakota's freshmen. Wisconsin's class of newcomers rank fifth with 24-44--68.

Minnesota's Thomas Vanek and Gino Guyer have combined for 30 goals, the best mark in the nation by a rookie duo.

### Gets His Shot

Sophomore Justin Johnson bided his time as Travis Weber earned the starting goaltending job in mid-November, but he has thrown his hat back in the ring after starting two of the last three games. He stopped 20 of 21 shots in a 4-1 win at Alaska Anchorage on Feb. 1. After Colorado College defeated Minnesota 6-2 last Friday night, Johnson was given the starting nod for the rematch. He responded with 18 saves in a 3-2 win vs. the No. 1 Tigers. He is 2-0-0 with a 1.50 gaa and .927 save percentage in those two starts.

In Johnson's 12 career starts, Minnesota is averaging 4.8 goals and has never scored fewer than three goals in a game.

### THE LUCIA LEDGER

✓ Is in his fourth season as head coach of the Golden Gophers

✓ Has a 373-202-44 (.638) career record, including a 94-47-15 (.651) mark at Minnesota

✓ Led Minnesota to the 2002 NCAA Title in only his third season as head coach at the 'U'

✓ Led his teams to three NCAA Frozen Four appearances in the last seven years

✓ Named Spencer Penrose National Coach of the Year in 1994

✓ Led teams to eight NCAA Tournament appearances in the last nine years

✓ Has been named WCHA Coach of the Year three times during his career

✓ Led Colorado College to three straight WCHA Championships

✓ Has coached one Hobey Baker Award winner, 12 All-Americans, 35 All-WCHA players, 15 All-WCHA defensemen, six Hobey Baker Award finalists and five WCHA Defensive Players of the Year



### Lucia-Era Records

<b>Overall:</b>	93-46-15 (.651)
<b>Home:</b>	51-18-7 (.717)
<b>Away:</b>	35-22-8 (.600)
<b>Neutral:</b>	7-6-4 (.529)
<b>WCHA:</b>	57-31-12 (.630)
<b>Home:</b>	29-14-6 (.653)
<b>Away:</b>	29-18-6 (.604)
<b>One-Goal Games:</b>	25-19-0 (.568)
<b>Overtime Games:</b>	7-4-15 (.558)
<b>Scoring First:</b>	64-14-6 (.798)
<b>Opponent Scores First:</b>	29-32-9 (.479)
<b>Leading After Two Periods:</b>	73-6-5 (.899)
<b>Trailing After Two Periods:</b>	9-35-6 (.240)
<b>Tied After Two Periods:</b>	11-5-4 (.650)
<b>October:</b>	13-5-4 (.682)
<b>November:</b>	19-10-5 (.632)
<b>December:</b>	13-6-2 (.667)
<b>January:</b>	15-8-4 (.630)
<b>February:</b>	20-7-0 (.741)
<b>March:</b>	11-10-0 (.524)
<b>April:</b>	2-0-0 (1.000)

### Active Division I Coaches Career Wins

Coach (Teams)	Yrs	Wins	*Avg.
Jack Parker (BU)	29+	673	22.6
Jerry York (Clarkson-BGSU-BC)	30+	662	21.5
Rick Comley (LSSC-NMU-MSU)	29+	609	20.6
Red Berenson (Mich.)	18+	495	26.4
Doug Ross (Ohio, Kent, UAH)	23+	439	18.7
Mike Gilligan (Salem, Yale, Ver.)	25+	414	16.2
Craig Dahl (Bethel, UWRF, SCSU)	22+	375	16.6
Mike Sertich (UMD, MTU)	20+	375	18.3
<b>Don Lucia (UAF, CC, MN)</b>	<b>15+</b>	<b>372</b>	<b>23.9</b>

\* Average through 2001-02 season



## Around the WCHA

Team (Overall Record, win %)	GP	W	L	T	Pts
Colorado College (22-3-5, .817)	22	15	2	5	35
North Dakota (22-5-3, .783)	20	12	5	3	27
Minnesota State (12-7-9, .589)	22	10	5	7	27
<b>Minnesota (15-7-7, .638)</b>	20	10	5	5	25
St. Cloud State (13-10-3, .558)	20	9	8	3	21
Minnesota-Duluth (13-11-4, .536)	20	9	8	3	21
Denver (17-9-4, .633)	20	8	8	4	20
Michigan Tech (9-15-4, .393)	20	6	11	3	15
Wisconsin (10-17-3, .383)	20	4	13	3	11
Alaska Anchorage (1-20-7, .173)	24	0	18	6	6

### Last Week's Results

Alaska Anchorage at Wisconsin (UW 4-1/UW 4-2)  
 Denver at Minnesota-Duluth (UMD 6-5/UMD 3-1)  
 Michigan Tech at North Dakota (ND 8-0/MTU 5-2)

### This Week's Schedule

Minnesota State at Alaska Anchorage  
 Minnesota-Duluth at Michigan Tech  
 North Dakota at Denver  
 Colorado College at St. Cloud State

### WCHA Offensive Player of the Week

Brett Sterling, F, Colorado College

### WCHA Defensive Player of the Week

Bernd Bruckler, G, Wisconsin

### WCHA Rookie of the Week

Nick Licari, F, Wisconsin

### USA Today/American Hockey Magazine Poll


1. Colorado College (15)	253
2. Maine (2)	235
3. North Dakota	212
4. New Hampshire	202
5. Cornell	188
6. Boston College	167
7. <b>Minnesota</b>	<b>150</b>
8. Michigan	119
9. Denver	114
10. Ohio State	105

### USCHO.com Poll

1. Colorado College (32)	591
2. Maine (5)	543
3. Cornell (2)	492
4. Boston College (1)	483
5. North Dakota	450
6. New Hampshire	404
7. <b>Minnesota</b>	<b>325</b>
8. Michigan	307
9. Ferris State	279
10. Ohio State	255

### Pairwise

1. Maine	27
2. Colorado College	26
3. Boston College	24
4. Cornell	24
5. New Hampshire	23
6. North Dakota	22
7. <b>Minnesota</b>	<b>21</b>
8. Boston U.	18
9. St. Cloud State	18
10. Ferris State	18
11. Ohio State	18



Justin Johnson is 2-0-0 with a 1.50 gaa and .927 gaa in his last two starts, including a 3-2 win vs. No. 1 Colorado College.

### On the Defensive

This season, the Golden Gopher blueliners rank second in the WCHA with 25-60--85, while Colorado College's defensemen have accounted for 29-78--107 in 30 games. On Jan. 24 vs. Minnesota State, Minnesota's defensemen were held without a point for the first time since Nov. 25, 2001, when the blueliners were kept off the scoresheet in a 4-4 tie at Michigan State. That was a span of 54 games. Junior Paul Martin and sophomore Keith Ballard rank fifth in the nation with 27 points each. The following is a breakdown of defensive scoring:

Colorado College:	29-78--107
Minnesota:	25-60--85
Denver:	17-57--74
North Dakota:	20-52--72
Minnesota State:	11-51--62
St. Cloud State:	14-40--54
Michigan Tech:	14-39--53
Wisconsin:	13-33--46
Minnesota-Duluth:	13-31--44
Alaska Anchorage:	8-22--30

### Pulling the Plug

Minnesota's power-play has struggled at Mariucci Arena this season. The power-play is clicking at just 14.6 percent (12-for-82) in the friendly confines. On the road, the power-play percentage improves to 28.4 percent (19-for-67).

In WCHA play, the power-play percentage is 13.0 percent (6-for-46), as compared to 33.9 percent on the road (21-for-62). In 12 road games, the Golden Gophers have had two or more power-play goals in eight of those contests. Minnesota has scored a power-play goal in 17 straight road conference games. In ten of those 17 contests, the Golden Gophers have at least two power-play goals.

### Different Night, Different Results

The Golden Gophers experienced a well-documented funk on Fridays last season, including a stretch last January in which Minnesota finished 0-4-1 in series openers and 5-0-0 in the rematches. Since the start of the 2001-02 season, Minnesota is 11-11-2 in WCHA series openers and 17-1-6 in the rematches. The lone loss occurred on Dec. 8, 2001 at Denver by the score of 4-3. Minnesota is 16-0-4 in its last 20 series finales.

### Bouncing Back

The Golden Gophers have not lost two games in a row since the end of the 2000-01 season, a span of 73 games. That total shatters the previous school record, when Minnesota went 59 games without consecutive losses from Feb. 20, 1922 to Feb. 22, 1927. The last time the team dropped consecutive games was at the end of the 2000-01 season when the team lost to St. Cloud State, Colorado College and Maine, March 16-23, 2001. Since then, Minnesota is 12-0-3 in games following losses. During that span, the Golden Gophers have

## Next Opponent:

at Minnesota-Duluth

Date: Friday-Saturday, Feb. 21-22, 2003

Location: Duluth, Minn.

Arena: The DECC (5,333)

Time: 7:05 p.m.

Television: KSTC 45 (Friday)/Fox Sports Net (Saturday)

Radio: WCCO 830 AM (Friday)/KCCO 950 AM (Saturday)

## The Friendly Confines

### Mariucci Arena

Opened in October, 1993

- The Golden Gophers were 18-4-0 (.804) at Mariucci Arena last season and 32-8-1 (.793) between 2000-02.
- Minnesota is 126-50-17 (.697) all-time at Mariucci Arena.
- The 1995-96 squad went 19-2-0 (.905) at home.
- Seating capacity has increased twice since the opening of Mariucci. Capacity increased from 9,305 to 9,700 in 1996-97. It was increased to 10,000 last season.
- The largest crowd at Mariucci Arena was 10,248 on March 2, 2002 vs. St. Cloud State.
- The largest attendance in a single series was 20,440 vs. Colorado College, Feb. 15-16, 2002.
- The first official game in the new Mariucci Arena was on Oct. 30, 1993. Minnesota and St. Cloud State tied 4-4.
- Andy Brink scored the first goal in arena history with his marker against the Huskies in the first period at 13:53.
- The longest winning streak in the new Mariucci Arena is 10 games, Nov. 12, 1995 to Feb. 9, 1996 and March 9, 2001 to November 30, 2001.
- Minnesota's longest home losing streak is just four games, Nov. 1-Dec. 19, 1997.

## Career Scoring vs. Wisconsin

Player (games)	G-A--Pts	Notes
Troy Riddle (10)	1-8--9	SHG and assist in 6-2 win on 1/12/02
Grant Potulny (8)	3-5--8	Hat trick in 8-2 win on 1/20/01
Matt Koalska (10)	3-3--6	
Matt DeMarchi (14)	3-3--6	GWG in 3-2 win on 12/7/02
Nick Anthony (12)	1-4--5	1-2--3 in 6-3 win on 2/22/02
Judd Stevens (5)	0-3--3	
Jon Waibel (10)	2-1--3	2g in series in Madison (1/11-12/02)
Barry Tallackson (6)	1-2--3	
Thomas Vanek (2)	1-1--2	PPG in 3-2 win on 12/7/02
Jake Fleming (6)	1-1--2	
Paul Martin (6)	0-2--2	
Gino Guyer (2)	1-0--1	
Chris Harrington (2)	1-0--1	SHG in 3-0 win on 12/6/02
Garrett Smaagaard (2)	1-0--1	first career goal on 1/12/02
Joey Martin (4)	0-1--1	Assist on GWG in 6-2 win on 1/12/02
Andy Sertich (2)	0-1--1	
Keith Ballard (6)	0-1--1	
Brett MacKinnon (3)	0-0--0	
Chad Roberg (2)	0-0--0	
Jerrid Reinholz (1)	0-0--0	Member of UMD at the time
P.J. Atherton (1)	0-0--0	
Tyler Hirsch (2)	0-0--0	
Peter Kennedy (1)	0-0--0	

dropped the first game of a series vs. the nation's number one ranked team and rebounded for a victory the following night, including at Colorado College this past weekend.

### Fit to be Tied

With the two ties vs. Minnesota State, Jan. 24-25, Minnesota is now 1-0-7 in overtime games this season. The eight overtime games rank sixth in school history, while the seven ties rank third. The 1998-99 Golden Gophers had a school record nine ties. The four home ties are the second-most in school history.

Since a 5-4 overtime loss vs. Maine in the NCAA East Regional in Worcester, Mass., on March 23, 2001, the Golden Gophers have gone 4-0-11 in overtime contests. That is the longest streak without a loss since the team went 10-0-10 from Dec. 30, 1971 to Nov. 7, 1975.

### The Return of the General

Junior Grant Potulny made his triumphant return to the ice three weeks ago vs. Minnesota State after sitting out 22 games with an ankle injury. It took just 14:36 to pick up his first point in the opener on Jan. 24, assisting on Troy Riddle's goal in the first period of the 2-2 tie. The next night, he also picked an early helper as he assisted on Tyler Hirsch's power-play goal at 17:35 of the first period of the 4-4 tie vs. the Mavericks. Potulny scored Minnesota's first goal in Friday's night loss vs. Colorado College. It was his first goal of the season and his first since scoring the game-winner in overtime vs. Maine in the NCAA Championship game on April 6, 2002.

Potulny had missed just one game in his first two seasons with Minnesota and currently has career totals of 38 goals with 32 assists. Twenty-three of his 38 goals have come on the power-play. He led the NCAA in power-play goals as a freshman with 16.

### Caught in a Web

Sophomore Travis Weber earned the starting job following Minnesota's series vs. Colorado College, Nov. 15-16. Weber started 16 straight games after rotating with fellow sophomore Justin Johnson to begin the season. That streak ended on Feb. 1 as Johnson got the starting nod in Anchorage. Weber was stellar in December with a 4-1-0 record with a 1.59 gaa and .944 save percentage. He also earned WCHA Defensive Player of the Week honors twice during the month. Since then, he is 2-3-3 with a 3.15 gaa and .882 save percentage.

### Focused in February

The past two seasons have witnessed Golden Gopher hot streaks during the month of February under Don Lucia. In 2000-01 season, Minnesota finished the month with a 7-1-0 mark. Last season, the Golden Gophers were 6-2-0 in February. Under Lucia, Minnesota is 20-7-0 during the month.

### Giving Up the Late One

Minnesota has allowed 14 goals in the final minute of a period this season, including six in the last minute of a game. Two of those six goals proved to be game-winners. Last year, the Golden Gophers allowed six goals in the final minute of a period and three in the last minute of a game. This past weekend, Colorado College took a 2-1 lead with a goal at 19:50 of the first period of a 6-2 Tiger victory.

Minnesota allowed two late goals in a 7-3 loss to Colorado College on Nov. 15. Michigan scored an empty-netter at 19:10 in a 3-1 win at Mariucci Arena on Dec. 1. Joe Jensen scored at 19:31 to give St. Cloud State a 4-3 win on Jan. 3 at Mariucci Arena (the Huskies scored at 18:50 the next night to earn a 3-3 tie). North Dakota's Mike Prpich scored at 19:10 in a 4-2 UND win on Jan. 10. On Jan. 25, Jeff Marler scored at 19:34 to give Minnesota State a 4-4 tie.

### Staying Out of Trouble

In 29 games, the Golden Gophers have been called for more penalties than their opponents just once this season. On Nov. 16 vs. Colorado College, Minnesota was assessed eight penalties as compared to seven for the Tigers. The Golden Gophers have had fewer penalties in 21 games and the same amount in seven more contests.

## THAT WAS THEN...THIS IS NOW

2001-02	(thru 29 games)	2002-03
19-6-4	<b>Overall</b>	15-7-7
11-6-3	<b>WCHA</b>	10-5-5
12-3-0	<b>Home</b>	7-4-4
7-3-4	<b>Away</b>	7-3-3
4.2	<b>Goals/Game</b>	3.8
2.6	<b>Goals Allowed/Game</b>	2.8
28.8	<b>Power-Play</b>	23.2
84.0	<b>Penalty-Kill</b>	80.0
37.3	<b>Shots/Game</b>	38.7
7.8	<b>Penalties/Game</b>	7.1
24 (Taffe)	<b>Goals</b>	22 (Vanek)
33 (Pohl)	<b>Assists</b>	21 (Ballard)
48 (Pohl)	<b>Points</b>	40 (Vanek/Riddle)
2.44 (Hauser)	<b>GAA</b>	2.56 (Weber)
.910 (Hauser)	<b>Save%</b>	.901 (Weber)

### Shooting Gallery

Minnesota topped the 50-shot mark for the fifth time this season on Jan. 31 in Anchorage vs. the Seawolves. The Golden Gophers are 4-0-1 in those contests. Minnesota reached 50 shots or better a total of four times last season. Last Saturday, the Golden Gophers were held to a season-low 25 shots on goal in a 3-2 win vs. Colorado College. Minnesota has been held to fewer than 30 shots in just four contests, as compared to eight last season. Overall, the Golden Gophers have been outshot in just five of the team's 29 games.

### Hats Off to the Thee

The Golden Gophers have four hat tricks on the year through 29 games. Minnesota had three hat tricks from 2000-02. The four three-goal games are the most since the 1996-97 team had five hat tricks.

Thomas Vanek is the first Golden Gopher since 1997-98 to have more than one hat trick in a single-season. During that season, Wyatt Smith totaled a pair of hat tricks. He is the first Minnesota freshman to record two hat tricks in a single-season since Reggie Berg did it twice in 1995-96.

Vanek is looking to become the first Golden Gopher since Corey Millen to have more than two hat tricks in a season. Millen had four in 1986-87.

### Thomas on a Tear

Freshman Thomas Vanek continues to climb the chart in the Minnesota record book. His 22 goals are tied for the sixth-highest total by a freshman in school history, tied with Grant Potulny and Trent Klatt. He is on pace to beat John Mayasich's freshman record 32 set in 1951-52. Vanek is currently tied with Troy Riddle for the team lead in scoring with 22-18--40. Vanek's 40 points rank second in the nation among freshmen and are the most by a Golden Gopher rookie since Erik Rasmussen had 48 in 1995-96.


In 2001-02, North Dakota's Brandon Bochenski and St. Cloud State's Mike Doyle led all rookies in the WCHA with 17 goals for the entire season.

### A Model of Consistency

Thomas Vanek has been held scoreless in just seven of 28 games this season. In the games which follow those contests, he has 9-7--16. After being held scoreless in a 3-3 tie at Michigan Tech on Oct. 26, Vanek erupted for 3-3--6 in a 12-1 win vs. Alabama-Huntsville. After being kept off the scoresheet in the series vs. Michigan Tech on Nov. 22-23, he collected his second hat trick with 3-1--4 in a 5-5 tie vs. Michigan State on Nov. 29. He put an astounding 15 shots on goal vs. the Spartans. His longest streak without collecting a goal is just two games.

### The Man in the Clutch

Thomas Vanek has 11 third-period goals this season. On Oct. 25 at Michigan Tech, the Golden Gophers trailed 3-2 entering the third period, when Vanek scored at 14:34 to give Minnesota a 5-4 win. Trailing 2-1 in the third period against Colorado College on Nov. 16, Vanek scored at 13:55 to earn a 2-2 tie. Against the Spartans on Nov. 29, he erased a two-goal third period deficit with



*Jake Fleming had the game-winner in Minnesota's 3-2 win vs. No. 1 Colorado College. He has a career-high six goals this season and each one has either tied a game or broken a tie.*

a pair of goals in a 5-5 tie. He finished with a hat trick vs. Michigan State. This past Saturday, his goal at 0:33 of the third period tied the game at two at Colorado College. Minnesota went on to defeat the Tigers 3-2.

### One of the Best

Junior Paul Martin ranks fifth in the nation in defenseman scoring with seven goals and 20 assists for 27 points. He had 8-30--38 last season as a sophomore. Martin is third on the team with nine multi-point games after collecting two assists last Friday night at Colorado College. He had 11 games with two or more points last season. With his four-point weekend against Michigan Tech, Nov. 22-23, he became the first defenseman to win the WCHA Offensive Player of the Week award since Nov. 13, 2000.

Martin's career has been similar to Jordan Leopold's thus far. Both were named WCHA All-Rookie, as well as earning All-WCHA second-team as sophomores. In 111 career games, Martin has 18-67--85. In his first 111 games as a Golden Gopher, Leopold had 23-64--87.


## BY THE NUMBERS

Minnesota		Wisconsin
39/168 (.232)	<b>PP</b>	13/139 (.094)
27/108 (.250)	<b>WCHA PP</b>	6/90 (.067)
99/122 (.811)	<b>PK</b>	119/152 (.783)
71/89 (.798)	<b>WCHA PK</b>	82/106 (.774)
7-4-4	<b>Home</b>	6-9-1
7-3-3	<b>Away</b>	2-8-2
W1	<b>Current Streak</b>	W2
3-1-1	<b>Last Five Games</b>	2-3-0
3.8	<b>Goals/Game</b>	2.1
2.8	<b>Goals Allowed/Game</b>	3.0
38.7	<b>Shots/Game</b>	26.1
7.1	<b>Penalties/Game</b>	7.3

## Riddle Watch

### POINTS - CAREER

1.	John Mayasich	298	1951-55
49.	Phil Verchota	120	1976-79
50.	Gene Campbell	119	1952-54
51.	Bill Baker	118	1976-79
52.	Gary Shopez	117	1984-87
	<b>Troy Riddle</b>	<b>117</b>	<b>2000-pres.</b>



Minnesota has won four in a row vs. Wisconsin at Mariucci Arena, including last season's 4-3 overtime win on Feb. 23, 2002.

### The Book on Ballard

Just over two months after being a key player in Minnesota's run to the NCAA Championship, sophomore Keith Ballard was the 11th player taken in the 2002 NHL Entry Draft. Drafted by the Buffalo Sabres, Ballard became the highest Golden Gopher draft pick since Erik Rasmussen was taken seventh overall in 1996. As a freshman, Ballard was a WCHA All-Rookie selection and entering this season, received a vote for preseason WCHA Player of the Year.

Ballard had 2-13--15 in the first nine games of this season, but then went through 11 games with just 2-0--2. As of late though, he has 2-8--10 in the last nine contests. Ballard ranks fifth in the nation among blueliners with six goals and 21 assists. He has already surpassed his point total from a year ago. Ballard has two four-point games thus far this season.

### A Class System

Minnesota's juniors and freshmen have combined for 87 of the team's 111 goals (78.4 percent). Troy Riddle and Thomas Vanek have combined for 42 markers or 37.8 percent of the team's 111 markers. That is the third-largest percentage in the WCHA. UAA's Curtis Glencross and John Hopson have scored 18 of the team's 43 goals (41.9) and MSU's Grant Stevenson and Shane Joseph have 41 of the team's 103 markers (39.8).

The duo's 42 goals are the third-highest total in the WCHA. North Dakota's Zach Parise and Brandon Bochenski have combined for 52, while Colorado College's Peter Sejna and Tom Preissing have 48 between them.

### Solving the Riddle

With the loss of the nation's leading scorer in John Pohl and the second-leading goal scorer in Jeff Taffe, Minnesota knew it would rely on its always productive junior class, led by Troy Riddle. He entered the season with the third-highest point total of any returning skater in the WCHA. Coming off a three-point weekend, Troy Riddle is currently tied for the team lead in scoring with 20-20--40. Riddle had 12-7--19 in the first nine games, but that paced slowed down after suffering a slight shoulder separation on Nov. 8 at Minnesota State.

The day after the injury, he responded with a four-point night in a 7-4 win vs. the Mavericks. His pace has picked up as of late though. He has 8-4--12 in his last seven games, including four multi-point games. He is 15 points ahead of his scoring pace from a year ago.

### Gophers Prominent in NHL Central Scouting

Three current Golden Gophers are currently listed in the NHL Central Scouting Service Mid-Term Rankings. In all, eight players from the WCHA are ranked. No other league school has more than one player listed. Thomas Vanek leads the way at No. 3, followed by Gino Guyer (84) and Peter Kennedy (175). North Dakota's Zach Parise is No. 11, followed by Mark Stuart (CC, 17), Jonathan Lehun (SCSU, 99), Alex Leavitt (UW, 151) and Dan Kronick (UMD, 194).

### The 2002 NHL Entry Draft

Sophomore Keith Ballard was the 11th overall pick in this past summer's NHL Entry Draft by the Buffalo Sabres. Fellow sophomore Barry Tallackson was nabbed in the second round by the New Jersey Devils (53rd). Freshmen Andy Sertich (5th, 136th, Pittsburgh) and P.J. Atherton (6th, 170th, Tampa Bay) were also taken in the draft. In all, Minnesota has 10 players that have been selected in the NHL Entry Draft.

### The Captains

Junior Grant Potulny is serving as team captain of the Golden Gophers in 2002-03. The Grand Forks, N.D., native was an assistant captain last season and has the opportunity to be the team's first three-year captain since Allan Opsahl in 1947.

On a vote by their teammates, senior Nick Anthony and junior Paul Martin are the assistant captains. Anthony had a career-high 18 points in just 25 games last season and provided a noticeable spark in February when he returned from injury. Martin established himself as one of the top blueliners in the nation last season as he earned second-team All-WCHA honors.

### Mission...Mariucci

Last year's goal from the first day of practice in September was to attain a bye in the NCAA Tournament. This year with the expanded NCAA Tournament, the goal from day one is to make it to Mariucci Arena. With 16 teams now slated to reach postseason play, the NCAA has established four four-team regionals. The NCAA West Regional will be held at Mariucci Arena for the second time in the last four years.

### Defending the Crown

The Golden Gophers will attempt to become the first team since Boston U. in 1971-72 to repeat as NCAA Champions. Following its first NCAA title in 1974, Minnesota won the WCHA Championship and advanced to the title game in 1975. The Golden Gophers were defeated by Michigan Tech, 6-1. Following its title in 1976, Minnesota finished 17-22-3 and seventh in the WCHA in 1977. In 1980, the Golden Gophers had the opportunity to repeat as national champions, but were defeated by Wisconsin in the title game, 6-3.

## WCHA HONORS

### Offensive Player of the Week

Nov. 25	Paul Martin	1-3--4 in sweep vs. MTU
Feb. 3	Troy Riddle	3-2--5 in sweep at UAA

### Defensive Player of the Week

Dec. 9	Travis Weber	46 svs on 48 shots in sweep at UW
Jan. 1	Travis Weber	60 svs on 64 shots in wins vs. Yale and Boston College

### Rookie of the Week

Nov. 4	Thomas Vanek	3-4--7 in sweep vs. Alabama-Huntsville
Feb. 3	Thomas Vanek	2-3--5 in sweep at UAA

## VANEK WATCH

### GOALS - FRESHMAN SEASON

1.	John Mayasich	32	1951-52
2.	Aaron Broten	25	1979-80
	Darby Hendrickson	25	1991-92
4.	John Sheridan	24	1973-74
5.	Reggie Berg	23	1995-96
6.	<b>Thomas Vanek</b>	<b>22</b>	<b>2002-03</b>
	Grant Potulny	22	2000-01
	Trent Klatt	22	1989-90

## The Last Time It Happened

### Minnesota Swept A Road Series:

January 31-February 1, 2003 at Alaska Anchorage (4-0, 4-1)

### Minnesota Was Swept In A Road Series:

December 1-2, 2000 at Denver (4-0, 4-1)

### Minnesota Swept A Home Series:

November 22-23, 2002 vs. Michigan Tech (4-2, 2-1)

### Minnesota Was Swept In A Home Series:

February 25-26, 2000 vs. Wisconsin (4-2, 5-4)

### Minnesota Shut Out An Opponent:

January 31, 2003 at Alaska Anchorage  
(Travis Weber, 4-0, 18 saves)

### An Opponent Shut Out Minnesota:

March 16, 2001 vs. St. Cloud State (Scott Meyer, 3-0)

### Minnesota Player Scored A Hat Trick:

November 29, 2002 vs. Michigan State  
(Thomas Vanek, 5-5 tie)

### Minnesota Player Scored A Pure Hat Trick:

February 26, 1999 at Minnesota-Duluth  
(Wyatt Smith, 4-1 Minnesota win)

### An Opponent Scored A Hat Trick:

February 7, 2003 at Colorado College  
(Brett Sterling, four goals, 6-2, Minnesota loss)

### Minnesota Player Scored Four Goals In A Game:

February 27, 1999 at Minnesota-Duluth  
(Reggie Berg, 10-7 Minnesota win)

### Minnesota Won When Trailing After Two Periods:

February 7, 2003 at Colorado College  
(3-2/trailing 2-1 heading into third period)

### Minnesota Had 50 or More Shots On Goal In A Game:

January 31, 2003 at Alaska Anchorage  
(50 shots, 4-0 win)

### Opponent Had 50 or More Shots On Goal In A Game:

January 31, 1997 at North Dakota  
(51 shots, 6-4 Minnesota loss)

### Minnesota Player Scored A Shorthanded Goal:

January 31, 2003 at Alaska Anchorage  
(Troy Riddle, second period, 4-0 win)

### Minnesota Won In Overtime:

December 28, 2002 vs. Boston College (2-1)

### Minnesota Lost In Overtime:

March 23, 2001 vs. Maine (5-4)

### Minnesota Tied In Overtime:

January 25, 2003 vs. Minnesota State (4-4)

### Minnesota Scored 10 Goals Or More In A Game:

November 1, 2002 vs. Alabama-Huntsville  
(12-1 Minnesota win)

### Opponent Scored 10 Goals Or More In A Game:

January 30, 1993 at Michigan Tech  
(10-2 Minnesota loss)

## Career Game Highs

### #2 Peter Kennedy

Goals: n/a  
Assists: 1 (11/1/02 vs. UAH)  
Points: 1 (11/1/02 vs. UAH)

### #3 Chris Harrington

Goals: 1 (4 times, last 1/10/03 at UND)  
Assists: 2 (11/22/02 vs. MTU)  
Points: 2 (11/22/02 vs. MTU)

### #4 P.J. Atherton

Goals: 1 (11/9/02 at MSU, M)  
Assists: 1 (1/31/03 at UAA)  
Points: 1 (11/9/02 at MSU, M)

### #5 Jon Waibel

Goals: 3 (11/1/02 vs. UAH)  
Assists: 1 (17 times, last 1/25/03 vs. MSU, M)  
Points: 3 (11/1/02 vs. UAH)

### #6 Judd Stevens

Goals: 1 (3 times, last 11/15/02 vs. C.C.)  
Assists: 2 (2 times, last 10/27/01 vs. Colgate)  
Points: 2 (3 times, last 11/15/02 vs. C.C.)

### #7 Gino Guyer

Goals: 2 (10/25/02 at MTU)  
Assists: 1 (5 times, last 1/31/03 at UAA)  
Points: 2 (2 times, last 10/25/02 at MTU)

### #9 Andy Sertich

Goals: 1 (2 times, last 12/27/02 vs. Yale)  
Assists: 1 (5 times, last 1/25/03 vs. MSU, M)  
Points: 1 (6 times, last 1/25/03 vs. MSU, M)

### #10 Paul Martin

Goals: 2 (2 times, last 11/9/02 at MSU, M)  
Assists: 3 (3 times, last 11/1/02 vs. UAH)  
Points: 3 (4 times, last 11/9/02 at MSU, M)

### #13 Keith Ballard

Goals: 2 (1/26/02 vs. Denver)  
Assists: 4 (10/25/02 at MTU)  
Points: 4 (2 times, last 10/25/02 at MTU)

### #16 Nick Anthony

Goals: 2 (2 times, last 2/15/02 vs. CC)  
Assists: 2 (6 times, last 11/9/02 at MSU, M)  
Points: 3 (4 times, last 3/8/02 vs. UND)

### #17 Garrett Smaagaard

Goals: 1 (1/12/02 at UW)  
Assists: 1 (4 times, last 1/31/03 at UAA)  
Points: 1 (5 times, last 1/31/03 at UAA)

### #18 Grant Potulny

Goals: 3 (1/20/01 at UW)  
Assists: 2 (2 times, last 2/23/02 vs. UW)  
Points: 3 (4 times, last 10/27/01 vs. Colgate)

### #19 Matt DeMarchi

Goals: 1 (13 times, last 1/31/03 at UAA)  
Assists: 2 (2 times, last 2/16/01 vs. CC)  
Points: 2 (5 times, last 2/15/02 vs. CC)

### #20 Joey Martin

Goals: 1 (3 times, last 1/4/03 vs. SCSU)  
Assists: 1 (8 times, last 1/3/03 vs. SCSU)  
Points: 1 (11 times, last 1/4/03 vs. SCSU)

### #21 Troy Riddle

Goals: 3 (11/1/02 vs. UAH)  
Assists: 4 (2/15/02 vs. CC)  
Points: 4 (3 times, last 11/9/02 at MSU, M)

### #23 Tyler Hirsch

Goals: 1 (5 times, last 2/8/03 at CC)  
Assists: 2 (10/26/02 at MTU)  
Points: 2 (2 times, last 10/26/02 at MTU)

### #24 Matt Koalska

Goals: 2 (10/27/01 vs. Colgate)  
Assists: 4 (1/11/03 at UND)  
Points: 4 (3 times, last 1/10/03 at UND)

### #25 Jerrid Reinholz

Goals: 1 (4 times, last 1/24/03 vs. MSUM)  
Assists: 3 (11/1/02 vs. UAH)  
Points: 3 (11/1/02 vs. UAH)

### #26 Thomas Vanek

Goals: 3 (2 times, last 11/29/02 vs. MSU)  
Assists: 3 (11/1/02 vs. UAH)  
Points: 6 (11/1/02 vs. UAH)

### #27 Barry Tallackson

Goals: 2 (2/8/02 at UND)  
Assists: 2 (3/16/02 vs. Denver)  
Points: 2 (3 times, last 3/16/02 vs. Denver)

### #28 Brett MacKinnon

Goals: 1 (2 times, last 1/3/02 vs. SCSU)  
Assists: 1 (5 times, last 1/4/03 vs. SCSU)  
Points: 1 (7 times, last 1/4/03 vs. SCSU)

### #29 Jake Fleming

Goals: 1 (9 times, last 2/8/03 at CC)  
Assists: 1 (14 times, last 12/28/02 vs. BC)  
Points: 1 (23 times, last 2/8/03 at CC)

### #31 Travis Weber

Goals Allowed: 0 (12/7/02 at UW)  
Saves: 34 (1/10/03 at UND)  
Saves %: 1.000 (12/7/02 at UW)

### #33 Justin Johnson

Goals Allowed: 0 (10/27/01 vs. Colgate)  
Saves: 31 (11/10/01 vs. MSU-M)  
Saves %: 1.000 (10/27/01 vs. Colgate)

**CAREER GOALS - CURRENT PLAYERS**

Troy Riddle.....	52
Grant Potulny.....	38
Matt Koalska.....	25
Thomas Vanek.....	22
Nick Anthony.....	19
Paul Martin.....	18
Keith Ballard.....	16
Barry Tallackson.....	13
Matt DeMarchi.....	13
Jon Waibel.....	10
Jake Fleming.....	9
Gino Guyer.....	8
Tyler Hirsch.....	5
Chris Harrington.....	4
Jerrid Reinholz.....	4
Judd Stevens.....	3
Joey Martin.....	3
Andy Sertich.....	2
Brett MacKinnon.....	2
Garrett Smaagaard.....	1
P.J. Atherton.....	1

**CAREER ASSISTS - CURRENT PLAYERS**

Paul Martin.....	67
Troy Riddle.....	65
Matt Koalska.....	55
Keith Ballard.....	34
Grant Potulny.....	32
Nick Anthony.....	29
Matt DeMarchi.....	27
Judd Stevens.....	20
Thomas Vanek.....	18
Jon Waibel.....	17
Jake Fleming.....	14
Barry Tallackson.....	13
Joey Martin.....	8
Tyler Hirsch.....	8
Chris Harrington.....	8
Brett MacKinnon.....	6
Jerrid Reinholz.....	6
Andy Sertich.....	5
Gino Guyer.....	5
Garrett Smaagaard.....	4
Peter Kennedy.....	1
Justin Johnson.....	1
P.J. Atherton.....	1

**CAREER POINTS - CURRENT PLAYERS**

Troy Riddle.....	117
Paul Martin.....	85
Matt Koalska.....	78
Grant Potulny.....	70
Keith Ballard.....	50
Nick Anthony.....	48
Thomas Vanek.....	40
Matt DeMarchi.....	40
Jon Waibel.....	27
Barry Tallackson.....	26
Judd Stevens.....	23
Jake Fleming.....	23
Tyler Hirsch.....	13
Gino Guyer.....	13
Chris Harrington.....	12
Joey Martin.....	11
Jerrid Reinholz.....	10
Brett MacKinnon.....	8
Andy Sertich.....	7
Garrett Smaagaard.....	5
P.J. Atherton.....	2
Peter Kennedy.....	1
Justin Johnson.....	1

**CAREER GAMES - CURRENT PLAYERS**

Matt DeMarchi.....	143
Nick Anthony.....	120
Matt Koalska.....	111
Paul Martin.....	111
Troy Riddle.....	111
Jon Waibel.....	110
Grant Potulny.....	92
Judd Stevens.....	70
Keith Ballard.....	70
Jake Fleming.....	69
Barry Tallackson.....	60
Jerrid Reinholz.....	45
Joey Martin.....	40
Brett MacKinnon.....	36
Travis Weber.....	32
Garrett Smaagaard.....	29
Chris Harrington.....	29
Thomas Vanek.....	29
Andy Sertich.....	28
Tyler Hirsch.....	27
Gino Guyer.....	26
P.J. Atherton.....	15
Justin Johnson.....	14
Peter Kennedy.....	10
Chad Roberg.....	9

**Season Highs/Lows**

**Team**

<b>MOST GOALS/GAME</b>	(12) 11/1 vs. Alabama-Huntsville
<b>LEAST GOALS/GAME</b>	(1) 2 times, last 12/1 vs. Michigan
<b>MOST ASSISTS/GAME</b>	(17) 11/1 vs. Alabama-Huntsville
<b>LEAST ASSISTS/GAME</b>	(1) 12/1 vs. Michigan
<b>MOST GOALS AGAINST/GAME</b>	(7) 11/15 vs. Colorado College
<b>LEAST GOALS AGAINST/GAME</b>	(0) 2 times, last 1/31 at Alaska Anchorage
<b>MOST ASSISTS AGAINST/GAME</b>	(11) 2/7 at Colorado College
<b>LEAST ASSISTS AGAINST/GAME</b>	(0) 4 times, last 1/31 at Alaska Anchorage
<b>MOST GOALS/PERIOD</b>	(5) two times, last 11/1 vs. Alabama-Huntsville - third period
<b>MOST GOALS AGAINST/PERIOD</b>	(4) 2 times, last 11/29 vs. Michigan State - second period
<b>MOST POWER PLAY GOALS/GAME</b>	(5) 10/12 vs. Ohio State
<b>MOST POWER PLAY GOALS ALLOWED/GAME</b>	(3) 10/18 at New Hampshire
<b>MOST SHOTS ON GOAL/GAME</b>	(56) 11/2 vs. Alabama-Huntsville
<b>LEAST SHOTS ON GOAL/GAME</b>	(25) 2/7 at Colorado College
<b>MOST SHOTS AGAINST/GAME</b>	(38) 1/10 vs. North Dakota
<b>LEAST SHOTS AGAINST/GAME</b>	(16) 11/23 vs. Michigan Tech
<b>MOST SHOTS ON GOAL/PERIOD</b>	(24) 11/2 vs. Alabama-Huntsville - first period
<b>MOST SHOTS AGAINST/PERIOD</b>	(16) 2 times, last 11/15 vs. Colorado College - first period
<b>MOST PENALTIES/GAME</b>	(14) 1/4 at St. Cloud State
<b>LEAST PENALTIES/GAME</b>	(3) 1/10 vs. North Dakota
<b>MOST PIM/GAME</b>	(32) 11/9 at Minnesota State
<b>LEAST PIM/GAME</b>	(6) 1/10 vs. North Dakota
<b>MOST OPP. PENALTIES/GAME</b>	(14) 2 times, last 1/4 at St. Cloud State
<b>LEAST OPP. PENALTIES/GAME</b>	(4) 4 times, last 1/31 at Alaska Anchorage
<b>MOST OPP. PIM/GAME</b>	(45) 11/9 at Minnesota State
<b>LEAST OPP. PIM/GAME</b>	(8) 4 times, last 1/31 at Alaska Anchorage
<b>QUICKEST TWO GOALS</b>	(0:09) 11/1 vs. Alabama-Huntsville - third period (Vanek, Ballard)
<b>QUICKEST THREE GOALS</b>	(2:08) 11/1 vs. Alabama-Huntsville - second period (Riddle, Riddle, Waibel)

**Individual**

<b>GOALS/GAME</b>	(3) four times, last Thomas Vanek, 11/29 vs. Michigan State
<b>GOALS/PERIOD</b>	(2) five times, last Troy Riddle, 1/31 at Alaska Anchorage - second period
<b>ASSISTS/GAME</b>	(3) five times, last four players, 11/1 vs. Alabama-Huntsville
<b>ASSISTS/PERIOD</b>	(2) 12 times, last Matt Koalska, 1/11 vs. North Dakota - third period
<b>POINTS/GAME</b>	(6) Thomas Vanek, 11/1 vs. Alabama-Huntsville
<b>POINTS/PERIOD</b>	(3) five times, last Thomas Vanek, 11/1 vs. Alabama-Huntsville - third period
<b>PENALTIES/GAME</b>	(3) four times, last Matt DeMarchi, 1/31 at Alaska Anchorage
<b>PIM/GAME</b>	(15) Matt DeMarchi, 10/12 vs. Ohio State
<b>SHOTS ON GOAL/GAME</b>	(15) Thomas Vanek, 11/29 vs. Michigan State
<b>SAVES/GAME</b>	(34) Travis Weber, 1/10 vs. North Dakota

## Goal Breakdown

	MN	OPP
5-on-5	56	41
5-on-4	36	21
5-on-6	3	3
4-on-5	5	5
4-on-4	3	2
5-on-3	0	2
4-on-3	1	2
4-on-6	1	0
Power Play	38	25
Shorthanded	6	5
Empty Net	4	2
First Minute of Game	1	1
First 2 Minutes of Game	2	3
First 5 Minutes of Game	8	5
First 10 Minutes of Game	13	8
First Goal of Game	17	12
First Minute of Period	6	3
Last Minute of Period	7	14
Last Minute of Game	6	6
Last 5 Minutes of Game	9	11
To Tie Game – Last 5 Minutes	2	3
To Win Game – Last 5 Minutes	1	1
Unassisted	8	6
One Assist	26	18
Two Assists	69	56
Home	52	41
Road	45	36
Neutral	7	2
Overtime	1	0
<b>GOAL SCORED AFTER OPPONENTS' GOAL</b>		
	MN	OPP
Less Than One Minute	3	1
One To Three Minutes	9	9
Three To Five Minutes	7	2

## NHL Draft Choices

Player	NHL Team	Pick (Rd)
P.J. Atherton	Tampa Bay	170th (6th)
Keith Ballard	Buffalo	11th (1st)
Matt DeMarchi	New Jersey	57th (2nd)
Matt Koalska	Nashville	154th (5th)
Joey Martin	Chicago	193rd (6th)
Paul Martin	New Jersey	62nd (2nd)
Grant Potulny	Ottawa	157th (5th)
Andy Sertich	Pittsburgh	136th (5th)
Troy Riddle	St. Louis	129th (4th)
Barry Tallackson	New Jersey	53rd (2nd)

## Multiple-Point Games (season/career)

Player (Games)	Last Time	Record
Troy Riddle (11/32)	2/7/03 at CC (1g, 1a)	7-1-3/27-2-3
Thomas Vanek (10/10)	2/1/03 at UAA (2g, 1a)	8-0-2/8-0-2
Paul Martin (9/26)	2/7/03 at CC (2a)	7-1-1/22-2-2
Keith Ballard (7/10)	2/1/03 at UAA (2a)	5-0-2/8-0-2
Matt Koalska (4/19)	1/11/03 vs. North Dakota (4a)	3-0-1/17-1-1
Jon Waibel (2/3)	1/11/03 vs. North Dakota (1g, 1a)	2-0-0/3-0-0
Gino Guyer (2/2)	10/25/02 at MTU (2g)	1-0-1/1-0-1
Tyler Hirsch (2/2)	10/26/02 at MTU (2a)	1-0-1/1-0-1
Jerrid Reinholz (2/2)	12/27/02 vs. Yale (1g, 1a)	2-0-0/2-0-0
Nick Anthony (1/11)	11/9/02 vs. MSUM (2a)	1-0-0/9-1-0
Judd Stevens (1/4)	11/15/02 vs. C.C. (1g, 1a)	0-1-0/3-1-0
Chris Harrington (1/1)	11/22/02 vs. MTU (2a)	1-0-0/1-0-0
Grant Potulny (0/15)	4/4/02 vs. Michigan (2g)	0-0-0/11-3-1
Matt DeMarchi (0/4)	2/15/02 vs. C.C. (1g, 1a)	0-0-0/3-1-0
Barry Tallackson (0/3)	3/16/02 vs. DU (2a)	0-0-0/2-1-0

## Multiple-Goal Games (season/career)

Player (Games)	Last Time	Record
Thomas Vanek (5/5)	2/1/03 at UAA (2g)	4-0-1/4-0-1
Troy Riddle (5/9)	2/1/03 at UAA (2g)	4-0-1/8-0-1
Paul Martin (2/2)	11/9/02 vs. MSUM (2g)	1-0-1/1-0-1
Jon Waibel (1/1)	11/1/02 vs. UAH (3g)	1-0-0/1-0-0
Gino Guyer (1/1)	10/25/02 at MTU (2g)	1-0-0/1-0-0
Grant Potulny (0/5)	4/4/02 vs. Michigan (2g)	0-0-0/5-0-0
Nick Anthony (0/2)	2/15/02 vs. CC (2g)	0-0-0/1-1-0
Matt Koalska (0/1)	10/27/01 vs. Colgate (2g)	0-0-0/1-0-0
Keith Ballard (0/1)	1/26/01 vs. Denver (2g)	0-0-0/1-0-0
Barry Tallackson (0/1)	2/8/02 at UND (2g)	0-0-0/1-0-0

## Career Shutouts

Player	Date
Travis Weber	1/31/03 at Alaska Anchorage (4-0, 18 svcs)
Travis Weber	12/6/02 at Wisconsin (3-0, 31 svcs)
Justin Johnson	10/27/01 vs. Colgate (9-0, 28 svcs)

## Career 3+ Point Games

Player	3pts	4pts	5pts	6pts	Total
Troy Riddle	9	3	0	0	12
Matt Koalska	4	2	0	0	6
Paul Martin	4	0	0	0	4
Grant Potulny	4	0	0	0	4
Thomas Vanek	2	1	0	1	4
Nick Anthony	3	0	0	0	3
Keith Ballard	0	2	0	0	2
Jon Waibel	1	0	0	0	1
Jerrid Reinholz	1	0	0	0	1

## Career Hat Tricks

Player	Date
Thomas Vanek	11/29/02 vs. Michigan State (3-1--4)
Thomas Vanek	11/1/02 vs. Alabama-Huntsville (3-3--6)
Troy Riddle	11/1/02 vs. Alabama-Huntsville (3-1--4)
Jon Waibel	11/1/02 vs. Alabama-Huntsville (3-0--3)
Grant Potulny	1/20/01 at Wisconsin (3-0--3)

## Month-By-Month

No.	Player	Oct.	Nov.	Dec.	Jan.	Feb.	March	April
2	Peter Kennedy	0-0--0 (2)	0-1--1 (4)	0-0--0 (3)	0-0--0 (1)	-----		
3	Chris Harrington	0-1--1 (5)	2-3--5 (9)	1-2--3 (5)	1-1--2 (7)	0-1--1 (3)		
4	P.J. Atherton	0-0--0 (2)	1-0--1 (5)	0-0--0 (1)	0-1--1 (5)	0-0--0 (2)		
5	Jon Waibel	0-1--1 (5)	3-0--3 (4)	0-1--1 (5)	1-4--5 (7)	0-0--0 (3)		
6	Judd Stevens	1-2--3 (5)	1-2--3 (9)	0-0--0 (5)	0-1--1 (7)	0-0--0 (3)		
7	Gino Guyer	5-1--6 (5)	1-3--4 (9)	1-0--1 (3)	1-1--2 (5)	0-0--0 (3)		
9	Andy Sertich	0-3--3 (4)	1-0--1 (9)	1-1--2 (5)	0-1--1 (7)	0-0--0 (3)		
10	Paul Martin	2-4--6 (5)	3-11--14 (9)	1-1--2 (5)	1-2--3 (7)	0-2--2 (3)		
13	Keith Ballard	1-9--10 (5)	1-4--5 (9)	2-0--2 (5)	2-5--7 (7)	0-3--3 (3)		
14	Chad Roberg	-----	-----	-----	-----	-----		
16	Nick Anthony	0-0--0 (5)	1-2--3 (9)	0-2--2 (5)	0-0--0 (6)	0-0--0 (2)		
17	Garrett Smaagaard	-----	0-1--1 (6)	0-0--0 (1)	0-1--1 (2)	0-0--0 (1)		
18	Grant Potulny	0-0--0 (1)	-----	-----	0-2--2 (3)	1-0--1 (3)		
19	Matt DeMarchi	0-1--1 (5)	3-1--4 (9)	1-1--2 (5)	0-0--0 (7)	1-1--2 (3)		
20	Joey Martin	0-0--0 (1)	1-1--2 (3)	1-0--1 (1)	1-1--2 (5)	0-0--0 (1)		
21	Troy Riddle	5-4--9 (5)	7-8--15 (9)	1-3--4 (5)	5-2--7 (7)	2-3--5 (3)		
23	Tyler Hirsch	1-4--5 (5)	0-1--1 (7)	1-0--1 (5)	2-2--4 (7)	1-1--2 (3)		
24	Matt Koalska	2-2--4 (5)	3-8--11 (9)	0-3--3 (5)	0-5--5 (4)	0-0--0 (2)		
25	Jerrid Reinholz	0-0--0 (3)	0-3--3 (4)	1-1--2 (2)	2-1--3 (7)	0-0--0 (3)		
26	Thomas Vanek	3-2--5 (5)	9-8--17 (9)	3-3--6 (5)	4-4--8 (7)	3-1--4 (3)		
27	Barry Tallackson	0-1--1 (4)	0-0--0 (1)	0-1--1 (3)	0-0--0 (5)	0-1--1 (3)		
28	Brett MacKinnon	0-0--0 (1)	0-2--2 (8)	0-0--0 (2)	1-1--2 (4)	0-0--0 (1)		
29	Jake Fleming	0-0--0 (3)	1-3--4 (7)	1-0--1 (3)	3-0--3 (7)	1-0--1 (3)		
31	Travis Weber	1-1-0, 3.21, .849	3-1-2, 2.28, .907	4-1-0, 1.59, .944	2-2-3, 2.76, .895	0-1-0, 6.09, .806		
33	Justin Johnson	1-0-2, 3.38, .880	2-1-0, 4.00, .854	-----	-----	2-0-0, 1.50, .927		

## WCHA Freshmen Scoring

Rk.	Team	Fr. Scoring	Leader
1.	Colorado College	40-52--92	Brett Sterling (17-8--25)
2.	<b>Minnesota</b>	<b>42-46--88</b>	<b>Thomas Vanek (22-18--40)</b>
3.	Alaska Anchorage	25-46--71	Ales Parez (5-18--23)
4.	North Dakota	28-41--69	Zach Parise (22-29--51)
5.	Wisconsin	24-44--68	Ryan MacMurphy (8-9--17)
6.	St. Cloud State	23-31--54	Three tied at 13
7.	Michigan Tech	17-31--48	Chris Conner (9-18--27)
8.	Minnesota-Duluth	12-35--47	Tim Stapleton (6-19--25)
9.	MSU, Mankato	12-20--32	Brock Becker (7-7--14)
10.	Denver	9-17--26	Gabe Gauthier (7-6--13)

## WCHA's Most Productive Classes

Rk.	Team (# in class)	Total
1.	North Dakota Sophomores (10)	73-113--186
2.	Colorado College Seniors (5)	47-90--137
3.	Colorado College Juniors (5)	50-79--129
4.	<b>Minnesota Juniors (7)</b>	<b>45-73--118</b>
5.	Minnesota State Sophomores (8)	34-78--112
6.	Denver Seniors (6)	42-69--111
7.	Colorado College Freshman (8)	40-52--92
8.	St. Cloud State Seniors (4)	36-55--91
	Minnesota State Juniors (6)	45-46--91
10.	Denver Juniors (7)	38-51--89

## WCHA Defensemen Goal Scoring

Rk.	Team	Goals	Leader
1.	Colorado College	29	Tom Preissing (19)
2.	<b>Minnesota</b>	<b>25</b>	<b>Paul Martin (7)</b>
3.	North Dakota	20	Andy Schneider (9)
4.	Denver	17	Aaron MacKenzie (10)
5.	St. Cloud State	14	Jeff Finger (4)
	Michigan Tech	14	Clay Wilson (6)
7.	Wisconsin	13	Two tied at 4
	Minnesota-Duluth	13	Ryan Geris (4)
9.	MSU, Mankato	11	Peter Runkel (4)
10.	Alaska Anchorage	8	Matt Hanson (5)

## WCHA's Least Productive Classes

Rk.	Team (# in class)	Total
1.	Alaska Anchorage Seniors (5)	4-4--8
2.	<b>Minnesota Seniors (2)</b>	<b>6-7--13</b>
3.	Michigan Tech Seniors (3)	4-12--16
	Colorado College Sophomores (3)	4-12--16
5.	Alaska Anchorage Sophomores (4)	13-5--18
6.	Alaska Anchorage Juniors (4)	1-19--20
7.	Denver Freshmen (4)	9-17--26
8.	Wisconsin Sophomores (5)	6-22--28
9.	Wisconsin Seniors (4)	17-15--32
	Minnesota State Freshmen (6)	12-20--32

## Stats By Class

	G-A--Pts	P/M	PP	SH	GW
Senior (2)	6-8--14	29/68	2	0	3
Junior (6)	45-73--118	45/90	19	3	6
Sophomore (7)	18-46--64	43/100	3	2	3
Freshman (7)	42-46--88	51/108	15	1	3





### #31 Travis Weber

Sophomore • Goaltender  
5-11 • 192  
Hibbing, Minn.  
U.S. National Development Team

Date	Opp.	H/A/N	Score	Min.	GA	SVS	Note
10/5/01	UND	A	W 7-5	40:00	1	13	*Relieved Hauser
10/19/01	BSU	H	W 7-1	60:00	2	20	*1st start
11/3/01	MTU	A	T 5-5	17:05	4	9	Relieved by Hauser
12/29/01	Prov.	H	W 6-1	60:00	1	24	*Mariucci Tourney Champ.
1/6/02	UND	H	W 2-1	60:00	1	21	*
1/11/02	Wis.	A	L 3-8	20:00	3	1	Relieved Hauser
1/19/02	UAA	A	W 5-2	60:00	2	20	*
1/26/02	DU	H	W 6-1	60:00	1	22	*
2/1/02	UMD	A	L 2-5	29:25	4	13	*Relieved by Hauser
2/15/02	CC	H	L 5-6	49:39	6	24	*Relieved by Johnson
10/12/02	OSU	N	W 7-2	60:00	2	21	*at Xcel Energy Center
10/19/02	UNH	A	L 1-3	59:30	3	20	*
10/25/02	MTU	A	W 5-4	30:08	3	4	Relieved by Johnson
11/1/02	UAH	H	W 12-1	60:00	1	17	*
11/8/02	MSUM	A	L 2-3	58:46	3	17	*
11/16/02	CC	H	T 2-2 (ot)	65:00	2	30	*
11/22/02	MTU	H	W 4-2	60:00	2	32	*
11/23/02	MTU	H	W 2-1	60:00	1	15	*
11/29/02	MSU	H	T 5-5 (ot)	65:00	5	25	*
12/1/02	MICH	H	L 1-3	59:28	2	30	* ENG in final minute
12/6/02	Wis.	A	W 3-0	60:00	0	31	*1st career shutout
12/7/02	Wis.	A	W 3-2	60:00	2	15	*
12/27/02	Yale	H	W 7-3	60:00	3	31	*
12/28/02	BC	H	W 2-1 (ot)	62:30	1	29	* Tourn. MVP
1/3/03	SCSU	H	L 3-4	59:44	4	28	*
1/4/03	SCSU	A	T 3-3 (ot)	65:00	3	21	*
1/10/03	UND	H	L 2-4	60:00	4	34	*
1/11/03	UND	H	W 6-3	60:00	3	24	*
1/24/03	MSUM	H	T 2-2 (ot)	65:00	2	19	*
1/25/03	MSUM	H	T 4-4 (ot)	65:00	4	26	*
1/31/03	UAA	A	W 4-0	60:00	0	18	*2nd career shutout
2/7/03	CC	A	L 2-6	60:00	6	25	*

\*Earned decision



### #33 Justin Johnson

Sophomore • Goaltender  
5-10 • 188  
Ham Lake, Minn.  
Lincoln Stars - USHL

Date	Opp.	H/A/N	Score	Min.	GA	SVS	Note
10/27/01	Colg.	H	W 9-0	60:00	0	28	*1st career shutout
11/10/01	MSUM	H	W 4-2	60:00	2	31	*
11/17/01	UMD	H	W 5-3	23:36	3	4	Relieved by Hauser
2/8/02	UND	A	W 6-4	60:00	4	29	*
2/9/02	UND	A	W 4-3	20:24	3	7	Relieved by Hauser
2/15/02	CC	H	L 5-6	9:31	0	0	Relieved Weber
10/18/02	UNH	A	T 5-5	65:00	5	27	*
10/25/02	MTU	A	W 5-4	29:52	1	15	*Relieved Weber
10/26/02	MTU	A	T 3-3	65:00	3	24	*
11/2/02	UAH	H	W 4-2	60:00	2	18	*
11/9/02	MSUM	A	W 7-4	60:00	4	28	*
11/15/02	CC	H	L 3-7	59:53	6	24	*
2/1/03	UAA	A	W 4-1	60:00	1	20	*
2/8/03	CC	A	W 3-2	60:00	2	18	*

\*Earned decision

### Goalie Breakdown

Career	GP-GS	W-L-T	MP	GA	GAA	SV	SV%	SO
Travis Weber	32-29	16-8-5	1772	81	2.74	679	.893	2
Justin Johnson	15-12	8-1-2	693	36	3.12	273	.883	1
<b>Total</b>	<b>47-41</b>	<b>24-9-7</b>	<b>2465</b>	<b>117</b>	<b>2.85</b>	<b>952</b>	<b>.891</b>	<b>3</b>

Career - Home	GP-GS	W-L-T	MP	GA	GAA	SV	SV%	SO
Travis Weber	18-18	10-4-4	1092	45	2.47	451	.909	0
Justin Johnson	6-5	3-1-0	273	13	2.86	105	.890	1
<b>Total</b>	<b>24-23</b>	<b>13-5-4</b>	<b>1365</b>	<b>58</b>	<b>2.55</b>	<b>556</b>	<b>.906</b>	<b>1</b>

Career - Away	GP-GS	W-L-T	MP	GA	GAA	SV	SV%	SO
Travis Weber	14-11	6-4-1	680	36	3.18	228	.864	2
Justin Johnson	9-7	5-0-2	420	23	3.29	168	.880	0
<b>Total</b>	<b>23-18</b>	<b>11-4-3</b>	<b>1100</b>	<b>59</b>	<b>3.22</b>	<b>396</b>	<b>.870</b>	<b>2</b>

### Record When...

#### Minnesota Scores 3 or more:

Travis Weber	13-2-3
Justin Johnson	8-1-2

#### Minnesota Scores 2 or less:

Travis Weber	3-6-2
Justin Johnson	0-0-0

#### Opponent Scores 3 or more:

Travis Weber	3-8-3
Justin Johnson	3-1-2

#### Opponent Scores 2 or less:

Travis Weber	13-0-2
Justin Johnson	5-0-0

## Scoring Breakdown (By Period)

Player	1st	2nd	3rd/OT	Total
Nick Anthony	0-2--2	0-2--2	1-0--1	1-4--5
P.J. Atherton	1-1--2	0-0--0	0-0--0	1-1--2
Keith Ballard	1-1--2	2-12--14	3-8--11	6-21--27
Matt DeMarchi	0-1--1	1-2--3	4-1--5	5-4--9
Jake Fleming	0-0--0	2-4--6	4-1--5	6-5--11
Gino Guyer	1-2--3	2-1--3	5-2--7	8-5--13
Chris Harrington	1-2--3	3-3--6	0-3--3	4-8--12
Tyler Hirsch	4-1--5	0-6--6	1-1--2	5-8--13
Peter Kennedy	0-1--1	0-0--0	0-0--0	0-1--1
Matt Koalska	2-4--6	3-6--9	0-8--8	5-18--23
Brett MacKinnon	1-1--2	0-2--2	0-0--0	1-3--4
Joey Martin	1-0--1	2-0--2	0-2--2	3-2--5
Paul Martin	1-6--7	3-9--12	3-5--8	7-20--27
Grant Potulny	1-2--3	0-0--0	0-0--0	1-2--3
Jerrid Reinholz	1-2--3	1-3--4	1-0--1	3-5--8
Troy Riddle	4-3--7	12-8--20	4-9--13	20-20--40
Andy Sertich	0-1--1	2-1--3	0-3--3	2-5--7
Garrett Smaagaard	0-1--1	0-0--0	0-1--1	0-2--2
Judd Stevens	0-2--2	2-2--4	0-1--1	2-5--7
Barry Tallackson	0-1--1	0-1--1	0-1--1	0-3--3
Thomas Vanek	3-3--6	8-10--18	11-5--16	22-18--40
Jon Waibel	2-1--3	1-1--2	1-4--5	4-6--10

## A Comparison...

Players	Totals (2001-02 totals)	Diff.
Troy Riddle	20-20--40 (11-14--25)	+15
Keith Ballard	6-21--27 (6-10--16)	+11
Matt DeMarchi	5-4--9 (1-4--5)	+4
Jon Waibel	4-6--10 (4-3--7)	+3
Joey Martin	3-2--5 (0-3--3)	+2
Brett MacKinnon	1-3--4 (1-2--3)	+1
Jake Fleming	6-5--11 (2-8--10)	+1
Matt Koalska	5-18--23 (7-17--24)	-1
Garrett Smaagaard	0-2--2 (1-2--3)	-1
Nick Anthony	1-4--5 (4-3--7)	-2
Judd Stevens	2-5--7 (1-12--13)	-6
Paul Martin	7-20--27 (6-26--32)	-5
Barry Tallackson	0-3--3 (9-4--13)	-10
Grant Potulny	1-2--3 (9-14--23)	-20

## Month-By-Month

Month	Home	Away	WCHA	Overall
October	0-0-0	1-1-2	1-0-1	2-1-2
November	4-1-2	1-1-0	3-2-1	5-2-2
December	2-1-0	2-0-0	2-0-0	4-1-0
January	1-2-2	1-0-1	2-2-3	2-2-3
February	0-0-0	2-1-0	2-1-0	2-1-0
March	0-0-0	0-0-0	0-0-0	0-0-0
April	0-0-0	0-0-0	0-0-0	0-0-0
<b>Totals</b>	<b>7-4-4</b>	<b>7-3-3</b>	<b>10-5-5</b>	<b>15-7-7</b>

Month	GF	GA	PP	PK
October (5 games)	4.2	3.4	29.3	77.8
November (9)	4.6	3.0	22.2	83.3
December (5)	3.2	1.8	12.0	85.7
January (7)	3.4	2.9	19.4	78.6
February (3)	3.0	3.0	41.7	66.7
March	--	--	--	--
April	--	--	--	--
<b>Totals</b>	<b>3.8</b>	<b>2.8</b>	<b>23.2</b>	<b>80.0</b>

## Minnesota's Pride On Ice

### 81 Years of Golden Gopher Hockey

- 1,420-811-131 all-time record (.629)
- 4 NCAA Championships (1974-76-79-2002)
- 26 NCAA Tournament Appearances
- 17 NCAA Final Four Appearances
- NCAA record 13 consecutive tournament appearances (1984-97)
- 10 WCHA Championships
- 11 WCHA Playoff Championships
- 4 Hobey Baker Award winners
- 34 First-Team All-Americans

### All-Time Coaching Wins

1. Doug Woog (1985-99)	389
2. John Mariucci (1952-56, 56-66)	197
3. Brad Buetow (1979-85)	172
4. Herb Brooks (1972-79)	167
5. Larry Armstrong (1935-47)	123
<b>Don Lucia</b>	<b>94</b>

### All-Time Points Leader

1. John Mayasich (1951-55)	298
2. Pat Micheletti (1982-86)	269
3. Corey Millen (1982-87)	241
4. Butsy Erickson (1979-83)	238
5. Larry Olimb (1988-92)	218
<b>Troy Riddle</b>	<b>117</b>

### All-Time Goaltender Wins

1. Adam Hauser (1998-2002)	83
2. Robb Stauber (1986-89)	73
3. John Blue (1984-87)	64
4. Jeff Stolp (1988-92)	56
5. Steve DeBus (1995-98)	54
<b>Travis Weber</b>	<b>16</b>

## Home vs. Away

Home	Record	Away	1st Game	WCHA	2nd Game
7-4-4	Record	7-3-3	4-5-1	Record	6-0-4
3.9	Goals For	3.5	3.0	Goals For	3.7
2.9	Goals Against	2.8	3.0	Goals Against	2.5
14.6	Power-Play	29.3	19.2	Power-Play	30.4
81.7	Penalty Kill	76.6	78.0	Penalty Kill	81.2
39.2	Shots For	37.2	35.1	Shots For	37.1
28.4	Shots Against	24.5	27.9	Shots Against	24.6

## Minnesota's Fastest Goals

### To Start a Game

- 0:12 Chris Harrington vs. Alabama-Huntsville, Nov. 2 (4-2 win)  
1:33 Tyler Hirsch at Colorado College, Feb. 8 (3-2 win)

### To Start a Period

- 0:12 Chris Harrington vs. Alabama-Huntsville, Nov. 2 (1st, 4-2 win)  
0:33 Jake Fleming vs. North Dakota, Jan. 11 (3rd, 6-3 win)  
0:36 Troy Riddle vs. Alabama-Huntsville, Nov. 1 (3rd, 12-1 win)  
0:41 Dan Welch at Minnesota State, Nov. 8 (3rd, 3-2 loss)  
0:48 Troy Riddle vs. Ohio State, Oct. 12 (2nd, 7-2 win)  
1:14 Gino Guyer at Michigan Tech, Oct. 25 (3rd, 5-4 win)  
1:16 Matt Koalska vs. Alabama-Huntsville, Nov. 1 (2nd, 12-1 win)  
1:20 Chris Harrington vs. North Dakota, Jan. 10 (2nd, 4-2 loss)

## 2002-03 Minnesota Schedule/Results

<u>Date</u>	<u>Opponent</u>	<u>Result</u>	<u>MN/OPP</u> <u>Rank</u>	<u>MN/OPP</u> <u>Shots</u>	<u>MN/OPP</u> <u>Power-Play</u>	<u>MN/OPP</u> <u>Penalties</u>	<u>Goaltender</u>	<u>Attend.</u>
10/12	vs. Ohio State*# (FSN)	W 7-2	1/15	51/23	5-11/0-6	10-31/14-28	Weber (1-0-0)	15,204
10/18	at New Hampshire* (FSN)	T 5-5 (ot)	1/3	34/32	2-6/3-5	9-26/10-28	Johnson (0-0-1)	6,501
10/19	at New Hampshire* (KSTC-45)	L 1-3	1/3	45/23	0-7/1-6	7-14/8-16	Weber (1-1-0)	6,501
10/25	at Michigan Tech	W 5-4	2/NR	36/23	2-8/2-4	4-8/8-27	Johnson (1-0-1)	2,344
10/26	at Michigan Tech	T 3-3 (ot)	2/NR	40/27	3-9/0-6	7-14/10-20	Johnson (1-0-2)	2,701
11/1	ALABAMA-HUNTSVILLE* (FSN)	W 12-1	4/NR	51/18	2-8/1-6	6-12/8-16	Weber (2-1-0)	10,058
11/2	ALABAMA-HUNTSVILLE*	W 4-2	4/NR	56/20	1-7/0-3	9-26/13-34	Johnson (2-0-2)	10,031
11/8	at MSU, Mankato (FSN)	L 2-3	3/NR	37/20	2-6/1-5	9-18/10-20	Weber (2-2-0)	4,683
11/9	at MSU, Mankato (KSTC-45)	W 7-4	3/NR	26/32	3-6/2-6	12-32/13-45	Johnson (3-0-2)	5,084
11/15	COLORADO COLLEGE (FSN)	L 3-7	8/7	27/31	0-4/2-4	4-8/4-8	Johnson (3-1-2)	10,119
11/16	COLORADO COLLEGE (KSTC-45)	T 2-2 (ot)	8/7	37/31	1-4/0-7	8-16/7-14	Weber (2-2-1)	10,129
11/22	MICHIGAN TECH (FSN)	W 4-2	9/NR	32/34	1-5/0-4	6-12/7-14	Weber (3-2-1)	10,031
11/23	MICHIGAN TECH (KSTC-45)	W 2-1	9/NR	32/16	1-8/0-4	7-14/11-22	Weber (4-2-1)	10,089
11/29	MICHIGAN STATE* (FSN)	T 5-5 (ot)	9/NR	51/30	1-6/1-3	4-8/7-14	Weber (4-2-2)	10,153
12/1	MICHIGAN* (FSN)	L 1-3	9/8	39/33	0-4/1-2	5-10/7-14	Weber (4-3-2)	10,036
12/6	at Wisconsin (FSN)	W 3-0	10/NR	34/31	1-5/0-4	8-16/9-18	Weber (5-3-2)	11,845
12/7	at Wisconsin (FSN)	W 3-2	10/NR	43/17	2-5/1-5	8-16/8-16	Weber (6-3-2)	13,710
12/27	YALE* (FSN)	W 7-3	7/NR	33/34	1-7/0-6	8-16/9-18	Weber (7-3-2)	10,058
12/28	BOSTON COLLEGE* (KSTC-45)	W 2-1 (ot)	7/6	41/30	0-5/1-4	4-8/4-8	Weber (8-3-2)	10,075
1/3	ST. CLOUD STATE (FSN)	L 3-4	4/NR	41/32	0-4/0-3	4-8/5-10	Weber (8-4-2)	10,117
1/4	at St. Cloud State (FSN)	T 3-3 (ot)	4/NR	49/24	2-6/1-6	14-28/14-31	Weber (8-4-3)	6,685
1/10	NORTH DAKOTA (KSTC-45)	L 2-4	7/1	26/38	1-3/1-2	3-6/4-8	Weber (8-5-3)	10,095
1/11	NORTH DAKOTA (FSN)	W 6-3	7/1	39/27	2-5/0-3	6-12/8-16	Weber (9-5-3)	10,160
1/24	MSU, MANKATO (FSN)	T 2-2 (ot)	8/NR	36/21	0-7/2-5	11-30/12-24	Weber (9-5-4)	10,060
1/25	MSU, MANKATO (FSN)	T 4-4 (ot)	8/NR	47/30	1-6/2-4	8-16/10-20	Weber (9-5-5)	10,037
1/31	at Alaska Anchorage	W 4-0	7/NR	50/18	1-5/0-5	7-14/8-16	Weber (10-5-5)	3,767
2/1	at Alaska Anchorage	W 4-1	7/NR	33/21	2-4/1-4	4-8/4-8	Johnson (4-1-2)	3,942
2/7	at Colorado College (FSN)	L 2-6	7/1	32/31	2-5/1-5	9-18/9-18	Weber (10-6-5)	7,428
2/8	at Colorado College (FSN)	W 3-2	7/1	25/20	1-3/2-3	6-12/6-12	Johnson (5-1-2)	7,604
2/14	WISCONSIN (FSN)							
2/15	WISCONSIN (FSN)							
2/21	at Minnesota-Duluth (KSTC-45)							
2/22	at Minnesota-Duluth (FSN)							
2/28	DENVER (FSN)							
3/1	DENVER (FSN)							
3/7	at St. Cloud State (FSN)							
3/8	ST. CLOUD STATE (FSN)							
3/14-16	WCHA First Round							
3/20-22	WCHA Final Five							
3/28-30	NCAA Regionals							
4/10-12	NCAA Frozen Four							

\*Non-Conference

# Xcel Energy Center

The Automated ScoreBook  
 Minnesota Overall Team Statistics (as of Feb 10, 2003)  
 All games

Overall: 15-7-7 Conf: 10-5-5 Home: 7-4-4 Away: 7-3-3 Neut: 1-0-0

TEAM STATISTICS	MINN	OPP
-----		
SHOT STATISTICS.....		
Goals-Shot attempts.....	111-1123	82-768
Shot pct.....	.099	.107
Goals/Game.....	3.8	2.8
Shots/Game.....	38.7	26.5
Assists.....	174	133
POWER PLAYS.....		
Goals-Power Plays.....	39-168	26-130
Conversion Percent.....	.232	.200
Shot Attempts.....	325	143
Shot Percent.....	.120	.182
GOAL BREAKDOWN.....		
Total Goals.....	111	82
Power Play.....	39	26
Short-handed.....	6	5
Empty net.....	4	2
Penalty.....	0	0
Unassisted.....	9	6
Overtime.....	1	0
Shootout.....	0	0
Delayed Penalty.....	0	0
PENALTIES.....		
Number.....	207	247
Minutes.....	457	543
Penalties/Game.....	7.1	8.5
Pen minutes/Game.....	15.8	18.7
Minor.....	193	230
Major.....	1	3
10-minute Misconduct.....	4	3
Game Misconduct.....	1	2
Gross Misconduct.....	0	0
Match.....	0	0
SHOOTOUTS (Made-Att).....	0-0	0-0
ATTENDANCE.....		
Total.....	151248	82795
Dates/Avg Per Date.....	15/10083	13/6369
Neutral Site #/Avg.....	1/15204	

GOALS BY PERIOD	1	2	3	OT	Total
-----					
Minnesota.....	25	45	40	1 -	111
Opponents.....	24	29	29	0 -	82

SAVES BY PERIOD	1	2	3	OT	Total
-----					
Minnesota.....	217	208	240	21 -	686
Opponents.....	334	311	346	21 -	1012

The Automated ScoreBook  
 Minnesota Overall Individual Statistics (as of Feb 10, 2003)  
 All games

Overall: 15-7-7 Conf: 10-5-5 Home: 7-4-4 Away: 7-3-3 Neut: 1-0-0

## Name	GP	-----SHOTS-----						-----PENALTIES-----				-----GOALS-----								
		G	A	Pts	Shots	Pct	+/-	No-Min	Min	Maj	Oth	PP	SH	FG	GW	GTG	OT	HT	PN	UA
26 VANEK, Thomas	29	22	18	40	131	.168	0	15-30	15	0	0	6	0	3	1	2	0	2	0	3
21 RIDDLE, Troy	29	20	20	40	111	.180	0	18-36	18	0	0	8	1	3	1	0	1	1	0	2
10 MARTIN, Paul	29	7	20	27	81	.086	0	12-24	11	0	0	4	0	0	1	0	0	0	0	0
13 BALLARD, Keith	29	6	21	27	117	.051	0	21-50	19	0	1	1	1	1	2	0	0	0	0	1
24 KOALSKA, Matt	25	5	18	23	57	.088	0	7-14	7	0	0	3	0	1	0	0	0	0	0	0
7 GUYER, Gino	25	8	5	13	79	.101	0	4-8	4	0	0	4	0	0	1	0	0	0	0	1
23 HIRSCH, Tyler	27	5	8	13	46	.109	0	13-26	13	0	0	4	0	2	0	0	0	0	0	0
3 HARRINGTON,Chris	29	4	8	12	68	.059	0	15-46	11	0	2	1	1	2	1	0	0	0	0	0
29 FLEMING, Jake	25	6	5	11	52	.115	0	9-26	8	0	1	0	1	0	2	0	0	0	0	1
11 WELCH, Dan	18	5	5	10	47	.106	0	6-12	6	0	0	3	0	0	2	0	0	0	0	1
5 WAIBEL, Jon	24	4	6	10	44	.091	0	5-10	5	0	0	0	2	1	1	0	0	1	0	0
19 DEMARCHI, Matt	29	5	4	9	32	.156	0	35-81	30	1	1	2	0	0	2	0	0	0	0	0
25 REINHOLZ, Jerrid	19	3	5	8	31	.097	0	1-2	1	0	0	1	0	1	0	1	0	0	0	0
9 SERTICH, Andy	28	2	5	7	31	.065	0	3-6	3	0	0	0	0	0	0	0	0	0	0	0
6 STEVENS, Judd	29	2	5	7	39	.051	0	4-8	4	0	0	1	0	0	0	0	0	0	0	0
20 MARTIN, Joey	11	3	2	5	14	.214	0	5-10	5	0	0	0	0	1	0	0	0	0	0	0
16 ANTHONY, Nick	27	1	4	5	33	.030	0	5-10	4	0	0	0	0	0	1	0	0	0	0	0
28 MACKINNON, Brett	16	1	3	4	13	.077	0	5-10	5	0	0	0	0	1	0	0	0	0	0	0
18 POTULNY, Grant	7	1	2	3	15	.067	0	1-2	1	0	0	1	0	0	0	0	0	0	0	0
27 TALLACKSON, Barry	16	0	3	3	36	.000	0	6-12	6	0	0	0	0	0	0	0	0	0	0	0
4 ATHERTON, P.J.	15	1	1	2	14	.071	0	8-16	8	0	0	0	0	1	0	0	0	0	0	0
15 ERICKSON, Mike	16	0	2	2	12	.000	0	2-4	2	0	0	0	0	0	0	0	0	0	0	0
17 SMAAGAARD, Garrett	10	0	2	2	11	.000	0	0-0	0	0	0	0	0	0	0	0	0	0	0	0
33 JOHNSON, Justin	8	0	1	1	0	.000	0	0-0	0	0	0	0	0	0	0	0	0	0	0	0
2 KENNEDY, Peter	11	0	1	1	9	.000	0	3-6	3	0	0	0	0	0	0	0	0	0	0	0
TM TEAM	5	0	0	0	0	.000	0	4-8	4	0	0	0	0	0	0	0	0	0	0	0
Total.....	29	111	174	285	1123	.099	0	207-457	193	1	5	39	6	17	15	3	1	4	0	9
Opponents.....	29	82	133	215	768	.107	-	247-543	230	3	5	26	5	12	7	4	0	2	0	6

## Name	GP-GS	Minutes	---GOAL AVERAGE---		--SAVES--		---RECORD---				-----GOALS-----				
			GA	Avg	Saves	Pct	W	L	T	Sho	PP	SH	EN	PEN	SOG
31 WEBER, Travis	22-22	1314:15	56	2.56	512	.901	10	6	5	2	15	5	0	0	0
33 JOHNSON, Justin	8-7	459:45	24	3.13	174	.879	5	1	2	0	11	0	0	0	0
TM EMPTY NET	5-0	2:39	0	0.00	0	.000	0	0	0	0	0	0	2	0	0
Total.....	29-0	1776:39	82	2.77	686	.896	15	7	7	2	26	5	2	0	0
Opponents.....	29-0	1776:39	111	3.75	1012	.904	7	15	7	0	39	6	4	0	0

**The Automated ScoreBook**  
**Minnesota Combined Team Statistics (as of Feb 10, 2003)**  
**Conference games**

DATE	OPPONENT	W/L	SCORE	ATTEND	RECORD:	OVERALL	HOME	AWAY	NEUTRAL
*Oct 25, 2002	at Michigan Tech	W	5-4	2344	ALL GAMES.....	(10- 5- 5)	( 3- 3- 3)	( 7- 2- 2)	( 0- 0- 0)
*Oct 26, 2002	at Michigan Tech	T OT	3-3	2701	CONFERENCE.....	(10- 5- 5)	( 3- 3- 3)	( 7- 2- 2)	( 0- 0- 0)
*Nov 08 2002	at Minnesota State	L	2-3	4683	NON-CONFERENCE.....	( 0- 0- 0)	( 0- 0- 0)	( 0- 0- 0)	( 0- 0- 0)
*Nov 09, 2002	at Minnesota State	W	7-4	5084					
*Nov 15, 2002	COLORADO COLLEGE	L	3-7	10119					
*Nov 16, 2002	COLORADO COLLEGE	T OT	2-2	10129					
*Nov 22, 2002	MICHIGAN TECH	W	4-2	10031					
*Nov 23, 2002	MICHIGAN TECH	W	2-1	10089					
*Dec 06, 2002	at WISCONSIN	W	3-0	11845					
*Dec 07, 2002	at WISCONSIN	W	3-2	13710					
*Jan 03, 2003	ST. CLOUD STATE	L	3-4	10117					
*Jan 04, 2003	at St. Cloud State	T OT	3-3	6685					
*Jan 10, 2003	NORTH DAKOTA	L	2-4	10095					
*Jan 11, 2003	NORTH DAKOTA	W	6-3	10160					
*Jan 24, 2003	MINNESOTA STATE	T OT	2-2	10060					
*Jan 25, 2003	MINNESOTA STATE	T OT	4-4	10037					
*Jan 31, 2003	at Alaska Anchorage	W	4-0	3767					
*Feb 01, 2003	at Alaska Anchorage	W	4-1	3942					
*Feb 07, 2003	at Colorado College	L	2-6	7428					
*Feb 08, 2003	at Colorado College	W	3-2	7604					

##	INDIVIDUAL (by pts)	GP	G	A	Pts	Shots	Pct	--PEN--	GOALS
21	RIDDLE, Troy	20	11	13	24	71	.155	14-28	5 1
26	VANEK, Thomas	20	13	9	22	80	.162	8-16	5 0
13	BALLARD, Keith	20	2	15	17	76	.026	13-26	0 0
10	MARTIN, Paul	20	4	10	14	56	.071	10-20	3 0
24	KOALSKA, Matt	16	2	9	11	32	.062	5-10	2 0
18	HIRSCH, Tyler	18	3	7	10	30	.100	10-20	3 0
7	GUYER, Gino	18	6	3	9	52	.115	4-8	3 0
29	FLEMING, Jake	19	6	2	8	38	.158	7-22	0 1
11	WELCH, Dan	10	4	3	7	16	.250	4-8	2 0
19	DEMARCHI, Matt	20	3	4	7	26	.115	23-46	1 0
3	HARRINGTON, Chris	20	2	5	7	41	.049	8-24	0 1
5	WAIBEL, Jon	16	1	5	6	26	.038	4-8	0 1
6	STEVENS, Judd	20	2	3	5	29	.069	4-8	1 0
9	SERTICH, Andy	20	1	4	5	17	.059	2-4	0 0
28	MACKINNON, Brett	12	1	3	4	11	.091	3-6	0 0
20	MARTIN, Joey	8	2	1	3	10	.200	4-8	0 0
25	REINHOLZ, Jerrid	14	2	1	3	23	.087	1-2	1 0
18	POTULNY, Grant	6	1	2	3	13	.077	1-2	1 0
16	ANTHONY, Nick	18	0	3	3	18	.000	4-8	0 0
4	ATHERTON, P.J.	12	1	1	2	10	.100	7-14	0 0
27	TALLACKSON, Barry	11	0	2	2	27	.000	3-6	0 0
15	ERICKSON, Mike	9	0	1	1	6	.000	1-2	0 0
33	JOHNSON, Justin	6	0	1	1	0	.000	0-0	0 0
17	SMAAGAARD, Garrett	7	0	1	1	9	.000	0-0	0 0
2	KENNEDY, Peter	7	0	0	0	5	.000	2-4	0 0
	TM TEAM	3	0	0	0	0	.000	3-6	0 0
	Total.....	20	67	108	175	722	.093	145-306	27 4
	Opponents.....	20	57	96	153	525	.109	167-367	18 2

TEAM STATISTICS	MINN	OPP
SHOT STATISTICS.....		
Goals-Shot attempts.....	67-722	57-525
Shot pct.....	.093	.109
Goals/Game.....	3.3	2.8
Shots/Game.....	36.1	26.2
POWER PLAYS.....		
Goals-Power Plays.....	27-108	18-89
Conversion Percent.....	.250	.202
Shot Attempts.....	208	93
Shot Percent.....	.130	.194
GOAL BREAKDOWN.....		
Power Play.....	27	18
Short-handed.....	4	2
Empty net.....	4	1
Penalty.....	0	0
Unassisted.....	6	3
Overtime.....	0	0
Shootout.....	0	0
Delayed Penalty.....	0	0
PENALTIES.....		
Number.....	145	167
Minutes.....	306	367
Penalties/Game.....	7.2	8.4
Pen minutes/Game.....	15.3	18.4
SHOOTOUTS (Made-Att).....	0-0	0-0

##	GOALTENDERS	GP	Time	GA	EN	Avg Save	Pct	W	L	T
31	WEBER, Travis	15	887:47	39	0	2.64	.339	.897	6	4 4
33	JOHNSON, Justin	6	334:45	17	0	3.05	.129	.884	4	1 1
	TM EMPTY NET	3	1:37	0	1	0.00	0	.000	0	0 0
	Total.....	20	1224:09	57	1	2.79	.468	.893	10	5 5
	Opponents.....	20	1224:09	67	4	3.28	.655	.912	5	10 5

ATTENDANCE SUMMARY	MINN	OPP
Total.....	90837	69793
Dates/Avg Per Date.....	9/10093	11/6345
Neutral Site #/Avg.....	0/0	

GOALS BY PERIOD	1	2	3	OT	Total
Minnesota.....	13	26	28	0	67
Opponents.....	17	19	21	0	57

SAVES BY PERIOD	1	2	3	OT	Total
Minnesota.....	152	149	151	16	468
Opponents.....	213	199	230	13	655